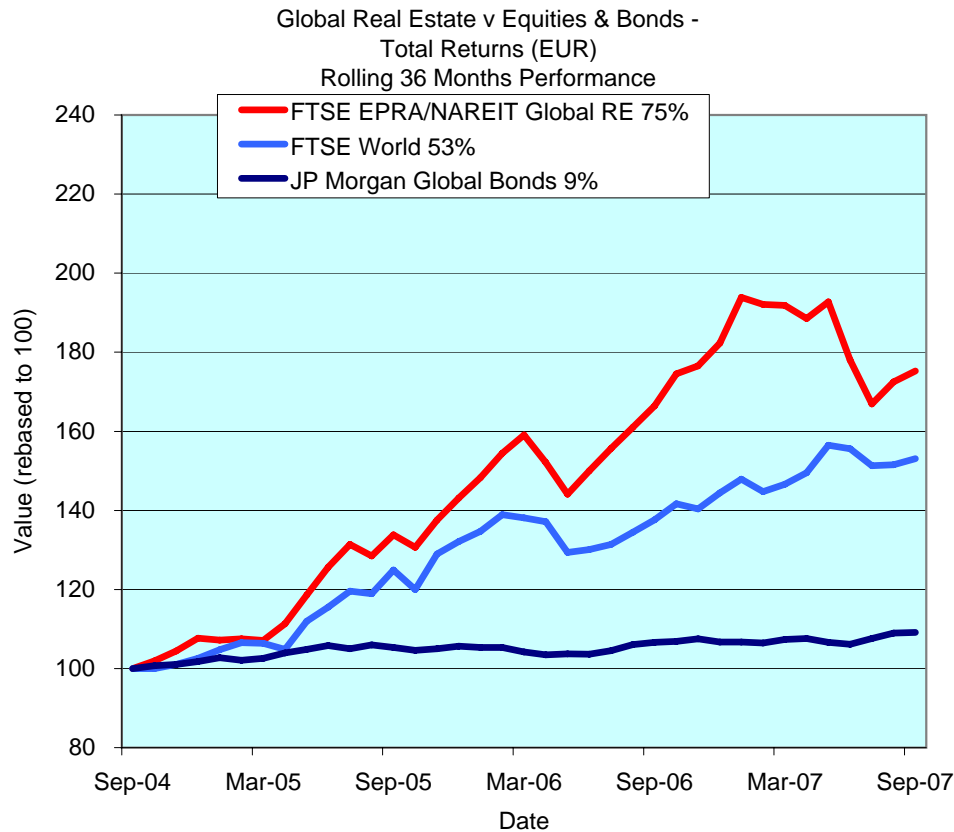




FTSE EPRA/NAREIT Global Real Estate Index – Monthly Bulletin

Comment

28 September 2007



The FTSE EPRA/NAREIT Global Real Estate Index picked up for the second consecutive month in September. The index gained 1.6% further recovering ground on the back of a number of poor months. Global equity markets (+100bps) crept up, while the bond market added 10bps. Two of the three real estate regions were all ahead during the month. Asia-Pacific (+6.7%) forged ahead, while North America (+30bps) just made positive ground. Europe posted a negative 5.3% during the month. Year to date the Asia-Pacific region is 14.3% ahead. Both North American (-9.6%) and European (-19.8%) stocks remain behind in 2007. All returns are expressed in EUR.

Using compounded annual returns, over a five-year period, Global real estate outperformed Global equities and Global bonds significantly. On average, Global real estate returned 18.8% annually, Global equities advanced 12.8% in comparison, and Global bonds added 3.4%. As a result, over the total five-year period, Global real estate returned 136%; Global equities gained 83% and Global bonds advanced 18%.

The FTSE EPRA/NAREIT Global RE Index is free float weighted. Full details of the free float weightings for each company are downloadable from the www.epra.com website. The ground rules are also available from the website.

Index downloads are available to the members of the association on a daily basis from www.epra.com. FTSE offer a constituent product that enables users to accurately benchmark against the FTSE EPRA/NAREIT Global Real Estate Index series. For more information, contact FTSE at info@ftse.com.

* Companies marked with * throughout the bulletin are tax transparent.

All calculated returns in the bulletin are geometric means.

DATE: SEPTEMBER 2007 CONTACT DETAILS:

EPRA: Schiphol Boulevard 283, 1118 BH Schiphol Airport, The Netherlands, T +31 20 405 3830, F +31 20 405 3840, E info@epra.com, W www.epra.com
 NAREIT: 1875 Eye Street, N.W., Suite 600, Washington D.C. 20006, USA, T +1 202 739 9400, F +1 202 739 9401, E info@nareit.com, W www.nareit.com

Contents

Page	3	Section 1 - Size of the total real estate market	Page	48	Indices Performance
Page	6	Section 2 - FTSE EPRA/NAREIT Global Real Estate Index	Page	63	Asset Class Comparison
Page	8	Dividend Yield Indices	Page	66	Top 20 Constituents, Market Cap Breakdown
Page	10	Indices Performance	Page	67	Top / Bottom 20 Performers
Page	16	Asset Class Comparison	Page	68	Section 5 - EPRA/NAREIT North America Index
Page	17	Top 20 Constituents, Market Cap Breakdown	Page	70	Dividend Yield Indices
Page	18	Top / Bottom 20 Performers	Page	71	Corporate Actions & Dividends
Page	19	Foreign Exchange Performance	Page	76	Stock Performance
Page	21	Section 3 - EPRA/NAREIT Asia Index	Page	81	Indices Performance
Page	23	Dividend Yield Indices	Page	84	Asset Class Comparison
Page	24	Corporate Actions & Dividends	Page	85	Top 20 Constituents, Market Cap Breakdown
Page	26	Stock Performance	Page	86	Top / Bottom 20 Performers
Page	30	Indices Performance	Page	87	Section 6 - Global REIT and Non-REIT Index Series
Page	36	Asset Class Comparison	Page	105	Section 7 - Investment Focus Index Series
Page	37	Top 20 Constituents, Market Cap Breakdown	Page	115	Section 8 - Sector Index Series
Page	38	Top / Bottom 20 Performers	Page	142	Section 9 - Risk/Return Profiles and Correlations
Page	39	Section 4 - EPRA/NAREIT Europe Index	Page	154	Section 10 - End of Year Constituents Chart
Page	41	Dividend Yield Indices	Page	172	Bloomberg Ticker Codes / Reuters RIC Codes
Page	42	Corporate Actions, Dividends & Financial Diary	Page	173	Contacts
Page	44	Stock Performance	Page	174	Disclaimer

DATE: SEPTEMBER 2007 CONTACT DETAILS:

EPRA: Schiphol Boulevard 283, 1118 BH Schiphol Airport, The Netherlands, T +31 20 405 3830, F +31 20 405 3840, E info@epra.com, W www.epra.com
 NAREIT: 1875 Eye Street, N.W., Suite 600, Washington D.C. 20006, USA, T +1 202 739 9400, F +1 202 739 9401, E info@nareit.com, W www.nareit.com

Section 1

Size of the total real estate market

DATE: SEPTEMBER 2007 CONTACT DETAILS:

EPRA: Schiphol Boulevard 283, 1118 BH Schiphol Airport, The Netherlands, T +31 20 405 3830, F +31 20 405 3840, E info@epra.com, W www.epra.com
NAREIT: 1875 Eye Street, N.W., Suite 600, Washington D.C. 20006, USA, T +1 202 739 9400, F + 1 202 739 9401, E info@nareit.com, W www.nareit.com

Size of the total real estate market - Europe

Countries	2006 GDP (\$ Bn)	2006 GDP per capita (\$)	2006 Real Estate (\$ Bn)	29-Dec-06 Total Listed (\$ Bn)	28-Sep-07 Total RE v Listed RE (%)	28-Sep-07 Stock Market (\$ Bn)	28-Sep-07 Stk Mkt v Listed RE (%)
Germany	2,787	33,811	1,254	24.0	1.91%	2,174	1.10%
United Kingdom	2,224	36,906	1,251	122.8	9.82%	3,988	3.08%
France	2,121	35,108	955	80.3	8.41%	2,848	2.82%
Italy	1,762	30,357	793	12.8	1.61%	1,115	1.15%
Spain	1,121	27,833	505	63.7	12.63%	1,068	5.96%
Russia	780	5,342	226	5.0	2.20%	901	0.55%
Netherlands	630	38,598	283	34.1	12.02%	630	5.41%
Switzerland	367	49,302	165	9.3	5.60%	1,239	0.75%
Belgium	369	35,645	166	7.0	4.19%	427	1.63%
Sweden	361	40,125	162	20.0	12.33%	656	3.05%
Turkey	345	5,003	98	1.6	1.63%	268	0.59%
Austria	304	37,177	137	27.0	19.76%	253	10.67%
Norway	295	64,471	133	4.8	3.60%	418	1.14%
Denmark	259	47,784	116	3.0	2.59%	293	1.03%
Poland	295	7,643	96	7.8	8.11%	210	3.73%
Greece	224	21,082	101	3.1	3.11%	257	1.22%
Finland	195	37,483	88	2.9	3.31%	372	0.78%
Ireland	200	50,469	90	-	0.00%	146	0.00%
Portugal	183	17,360	78	-	0.00%	135	0.00%
Czech Republic	77	7,520	25	-	0.00%	65	0.00%
Hungary	103	10,242	37	0.6	1.51%	50	1.12%
Romania	96	4,290	26	0.4	1.35%	45	0.78%
Ukraine	81	1,659	16	-	0.00%	72	0.00%
Slovakia	30	5,479	9	-	0.00%	7	0.00%
Slovenia	33	16,583	14	-	0.00%	29	0.00%
Luxembourg	36	78,352	16	1.5	9.33%	29	5.33%
Bulgaria	26	3,482	7	-	0.00%	18	0.00%
Total Europe	15,305	31,854	6,848	431.6	6.30%	17,712	2.44%

DATE: SEPTEMBER 2007 CONTACT DETAILS:

EPRA: Schiphol Boulevard 283, 1118 BH Schiphol Airport, The Netherlands, T +31 20 405 3830, F +31 20 405 3840, E info@epra.com, W www.epra.com
NAREIT: 1875 Eye Street, N.W., Suite 600, Washington D.C. 20006, USA, T +1 202 739 9400, F + 1 202 739 9401, E info@nareit.com, W www.nareit.com

Size of the total real estate market - Asia/Pacific & Americas

Countries	2006 GDP (\$ Bn)	2006 GDP per capita (\$)	2006 Real Estate (\$ Bn)	29-Dec-06 Total Listed (\$ Bn)	28-Sep-07 Total RE v Listed RE (%)	28-Sep-07 Stock Market (\$ Bn)	28-Sep-07 Stk Mkt v Listed RE (%)
Japan	4,497	35,315	2,024	188.1	9.29%	4,701	4.00%
Hong Kong/China	2,420	1,854	493	158.6	32.18%	5,956	2.66%
South Korea	784	16,253	329	1.1	0.32%	1,154	0.09%
India	764	717	113	0.6	0.51%	1,307	0.04%
Australia	690	34,664	311	120.1	38.66%	1,252	9.59%
Taiwan	340	14,965	139	5.1	3.64%	781	0.65%
Indonesia	299	1,255	53	1.4	2.69%	183	0.78%
Thailand	176	2,719	41	3.5	8.51%	196	1.77%
Malaysia	132	5,618	39	7.0	17.87%	294	2.37%
Singapore	119	27,381	107	49.3	45.95%	514	9.60%
Philippines	102	1,178	18	4.9	27.67%	93	5.27%
New Zealand	101	25,230	49	2.8	5.74%	46	6.10%
Vietnam	51	611	7	-	0.00%	-	0.00%
Total Asia-Pacific	10,475	20,348	3,723	542.3	14.57%	16,478	3.29%
Mexico	756	7,199	242	0.1	0.03%	396	0.02%
Brazil	797	4,328	215	0.6	0.27%	1,237	0.05%
Argentina	185	4,738	52	0.6	1.17%	483	0.13%
Venezuela	136	5,436	40	-	0.00%	8	0.00%
Colombia	116	2,735	27	-	0.00%	57	0.00%
Chile	117	7,401	38	0.4	1.07%	210	0.19%
Peru	80	2,891	19	0.1	0.28%	77	0.07%
Total Latin America	2,186	5,452	632	1.7	0.27%	2,468	0.07%
United States	12,480	42,590	5,616	509.7	9.08%	18,522	2.75%
Canada	1,135	34,903	511	40.1	7.85%	1,814	2.21%
Total Nth America	13,615	41,950	6,127	549.7	8.97%	20,336	2.70%
World	41,582	-	17,329	1,525.4	8.80%	56,994	2.68%

DATE: SEPTEMBER 2007 CONTACT DETAILS:

EPRA: Schiphol Boulevard 283, 1118 BH Schiphol Airport, The Netherlands, T +31 20 405 3830, F +31 20 405 3840, E info@epra.com, W www.epra.com
NAREIT: 1875 Eye Street, N.W., Suite 600, Washington D.C. 20006, USA, T +1 202 739 9400, F + 1 202 739 9401, E info@nareit.com, W www.nareit.com

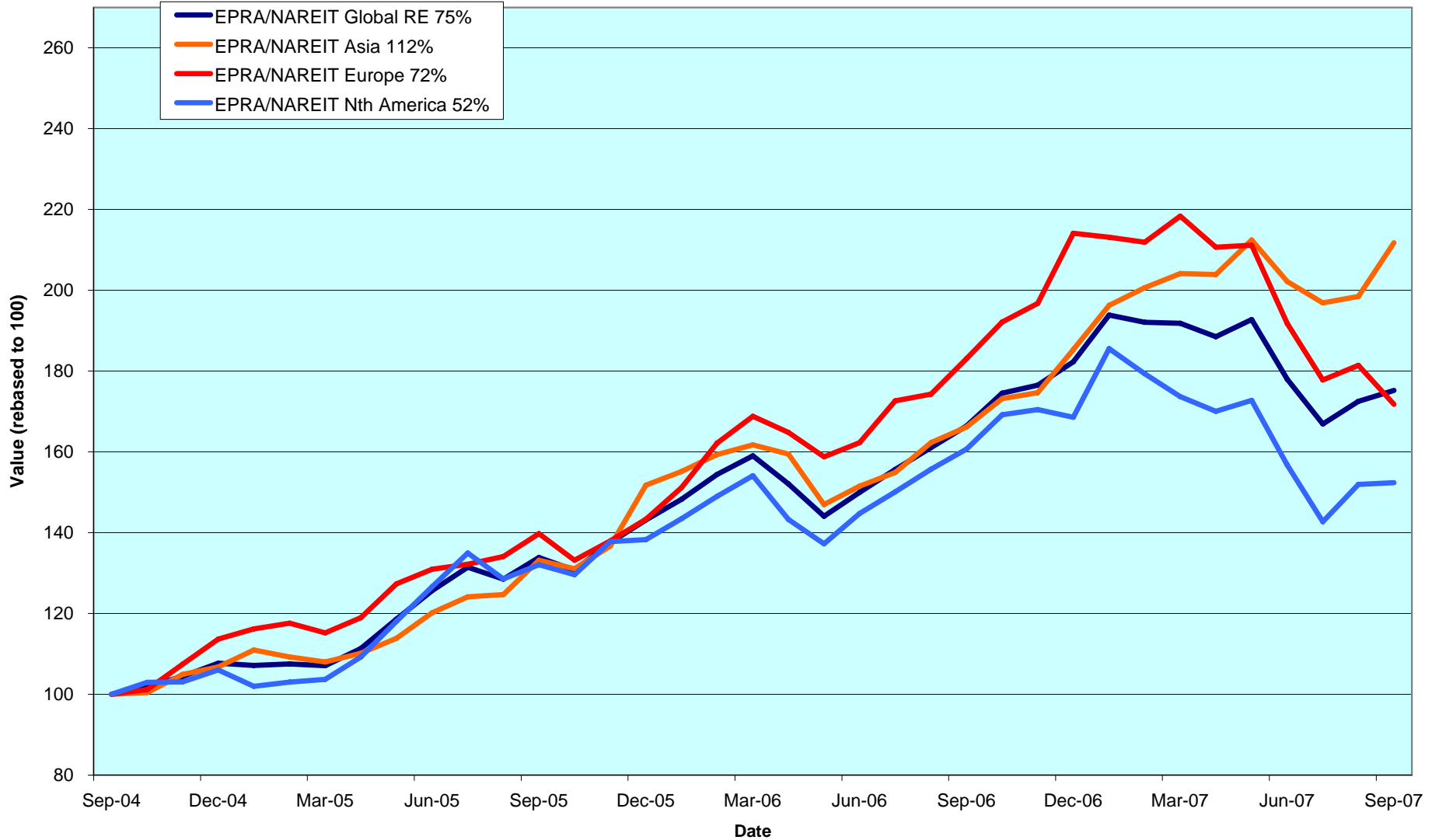
Section 2

FTSE EPRA/NAREIT Global Real Estate Index

DATE: SEPTEMBER 2007 CONTACT DETAILS:

EPRA: Schiphol Boulevard 283, 1118 BH Schiphol Airport, The Netherlands, T +31 20 405 3830, F +31 20 405 3840, E info@epra.com, W www.epra.com
NAREIT: 1875 Eye Street, N.W., Suite 600, Washington D.C. 20006, USA, T +1 202 739 9400, F + 1 202 739 9401, E info@nareit.com, W www.nareit.com

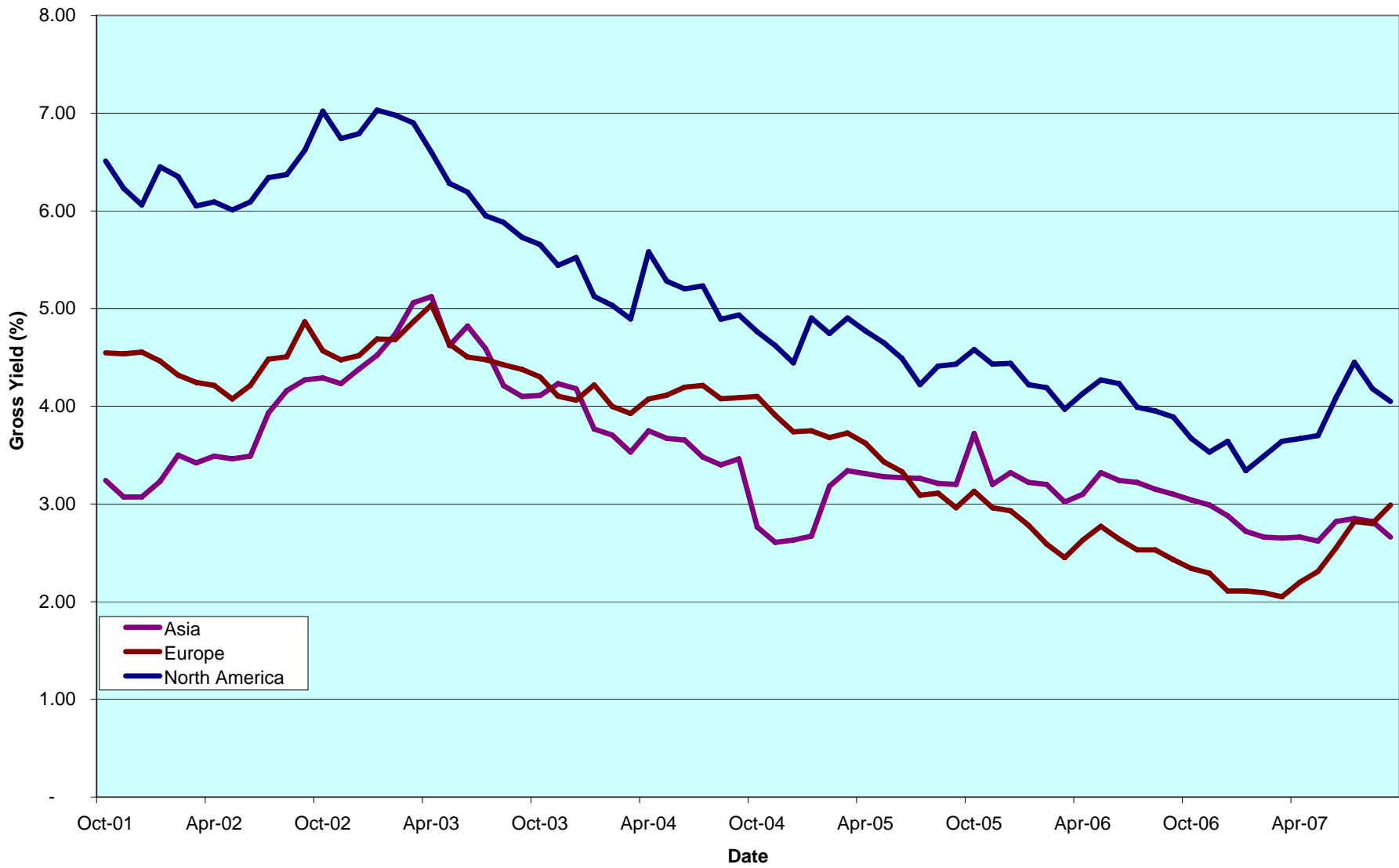
**EPRA/NAREIT Global v Asia, Europe & North America -
Total Return (EUR)
Rolling 36 Months Performance**



DATE: SEPTEMBER 2007 CONTACT DETAILS:

EPRA: Schiphol Boulevard 283, 1118 BH Schiphol Airport, The Netherlands, T +31 20 405 3830, F +31 20 405 3840, E info@epra.com, W www.epra.com
 NAREIT: 1875 Eye Street, N.W., Suite 600, Washington D.C. 20006, USA, T +1 202 739 9400, F + 1 202 739 9401, E info@nareit.com, W www.nareit.com

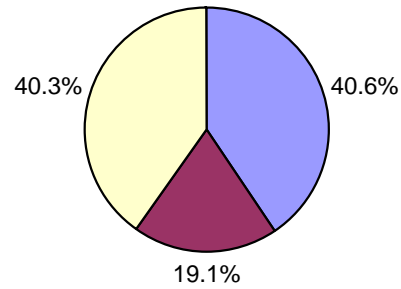
Dividend Yields



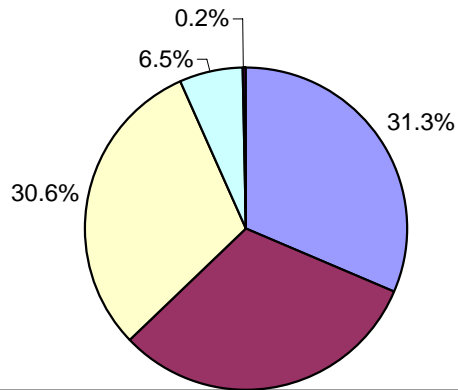
DATE: SEPTEMBER 2007 CONTACT DETAILS:

EPRA: Schiphol Boulevard 283, 1118 BH Schiphol Airport, The Netherlands, T +31 20 405 3830, F +31 20 405 3840, E info@epra.com, W www.epra.com
 NAREIT: 1875 Eye Street, N.W., Suite 600, Washington D.C. 20006, USA, T +1 202 739 9400, F + 1 202 739 9401, E info@nareit.com, W www.nareit.com

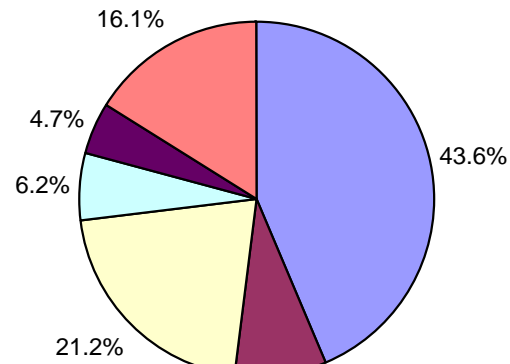
Global - Regional Breakdown by Market Cap



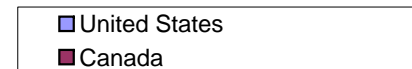
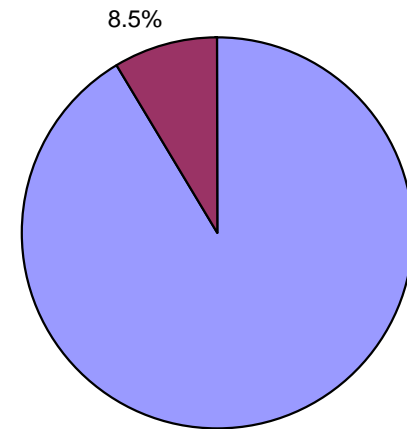
Asia - Country Breakdown by Market Cap



Europe - Country Breakdown by Market Cap



North America - Country Breakdown by Market Cap



DATE: SEPTEMBER 2007 CONTACT DETAILS:

EPRA: Schiphol Boulevard 283, 1118 BH Schiphol Airport, The Netherlands, T +31 20 405 3830, F +31 20 405 3840, E info@epra.com, W www.epra.com
 NAREIT: 1875 Eye Street, N.W., Suite 600, Washington D.C. 20006, USA, T +1 202 739 9400, F + 1 202 739 9401, E info@nareit.com, W www.nareit.com

FTSE EPRA/NAREIT Global Real Estate Index - Index Performance

Index Description	Curr	Close Value Sep/07	Free Float Mkt Cap Ccy (m) Sep/07	Free Float Mkt Cap (%) Weight Sep/07	Div Yld (%) Sep/07	Total Rtn (%) - 5 Yrs	Total Rtn (%) - 3 Yrs	Total Rtn (%) - 1 Yr	Total Rtn (%) QTD	Total Rtn (%) Sep/07	Total Rtn (%) YTD	36 Mths Vlity (%)
Global	EUR	2,724.92	634,745.81	100.00	3.26	18.76	20.56	5.30	- 1.56	1.59	- 3.88	12.38
Asia	EUR	2,311.31	257,679.89	40.60	2.66	23.51	28.42	27.43	4.76	6.70	- 14.28	12.20
Europe	EUR	3,092.54	121,350.85	19.12	2.89	22.35	19.76	- 6.20	- 10.44	- 5.33	- 19.78	14.60
North America	EUR	2,978.89	255,715.07	40.29	4.05	14.07	15.07	- 5.16	- 2.80	0.28	- 9.61	16.34
Global Ex-Asia	EUR	2,963.02	377,065.92	59.40	3.67	16.18	16.29	- 5.59	- 5.42	- 1.61	- 13.08	14.43
Global Ex-Europe	EUR	2,604.21	513,394.96	80.88	3.35	17.93	20.81	8.50	0.84	3.40	0.85	12.94
Global Ex-North America	EUR	2,704.93	379,030.74	59.71	2.73	23.53	25.43	14.12	- 0.71	2.48	0.42	11.54
Global Ex-United States	EUR	2,728.82	400,886.93	63.16	2.85	23.29	25.18	13.89	- 0.57	2.62	0.81	11.38
Global ex Japan	EUR	1,547.11	553,899.90	87.26	0.13	-NA-	-NA-	-NA-	- 1.33	1.48	-NA-	-NA-
Global Dividend+	EUR	2,674.56	487,363.31	76.78	-NA-	-NA-	-NA-	-NA-	-NA-	-NA-	-NA-	-NA-
Global	USD	3,720.14	902,704.67	100.00	3.26	27.73	26.13	18.22	3.66	5.98	3.66	12.03
Asia	USD	3,251.70	366,459.82	40.60	2.66	32.94	34.35	43.06	10.32	11.31	23.26	12.76
Europe	USD	4,368.43	172,579.29	19.12	2.89	31.60	25.29	5.31	- 5.69	- 1.24	- 13.48	14.84
North America	USD	4,043.58	363,665.56	40.29	4.05	22.69	20.39	6.48	2.35	4.61	- 2.52	15.33
Global Ex-Asia	USD	4,047.09	536,244.84	59.40	3.67	24.96	21.67	6.00	- 0.41	2.64	- 6.26	13.66
Global Ex-Europe	USD	3,567.60	730,125.38	80.88	3.35	26.85	26.39	21.82	6.19	7.87	8.76	12.48
Global Ex-North America	USD	3,718.96	539,039.11	59.71	2.73	32.87	31.23	28.13	4.56	6.91	8.30	12.07
Global Ex-United States	USD	3,871.78	570,121.92	63.16	2.85	32.72	31.16	27.86	4.70	7.05	8.72	11.83
Global ex Japan	USD	1,684.09	787,729.54	87.26	0.13	-NA-	-NA-	-NA-	3.91	5.86	-NA-	-NA-
Global ex Australia	USD	1,732.76	787,822.27	87.27	0.13	-NA-	-NA-	-NA-	2.78	5.27	-NA-	-NA-
Global Ex Australia Hedged	USD	1,737.21	787,822.27	87.27	0.13	-NA-	-NA-	12.56	0.67	4.17	- 0.13	-NA-
Global Dividend+	USD	3,141.80	693,104.44	76.78	-NA-	-NA-	-NA-	50.29	14.24	13.83	27.50	-NA-

* -5 & -3 Years Total Returns are annualised

DATE: SEPTEMBER 2007 CONTACT DETAILS

EPRA: Schiphol Boulevard 283, 1118 BH Schiphol Airport, The Netherlands, T +31 20 405 3830, F +31 20 405 3840, E info@epra.com, W www.epra.com
 NAREIT: 1875 Eye Street, N.W., Suite 600, Washington D.C. 20006, USA, T +1 202 739 9400, F +1 202 739 9401, E info@nareit.com, W www.nareit.com

FTSE EPRA/NAREIT Global Real Estate Index - Index Performance

Gross Total Return			Free Float Mkt Cap Ccy (m) Sep/07	Free Float Mkt Cap (%) Weight Sep/07	Div Yld (%) Sep/07	Total Rtn (%) - 5 Yrs	Total Rtn (%) - 3 Yrs	Total Rtn (%) - 1 Yr	Total Rtn (%) QTD	Total Rtn (%) Sep/07	Total Rtn (%) YTD	36 Mths Vity (%)
Index Description	Curr	Close Value Sep/07										
Global	GBP	2,942.72	443,074.53	100.00	3.26	21.28	21.24	8.39	2.08	4.92	0.42	13.64
Asia	GBP	2,572.17	179,869.48	40.60	2.66	26.23	29.15	31.17	8.64	10.20	18.40	13.63
Europe	GBP	3,455.53	84,707.09	19.12	2.89	24.96	20.44	3.45	7.12	2.22	16.89	15.26
North America	GBP	3,198.56	178,497.97	40.29	4.05	16.50	15.72	2.38	0.80	3.57	6.36	17.27
Global Ex-Asia	GBP	3,201.34	263,205.06	59.40	3.67	18.65	16.95	2.82	1.93	1.62	9.95	15.39
Global Ex-Europe	GBP	2,822.05	358,367.44	80.88	3.35	20.44	21.50	11.69	4.57	6.79	4.48	14.27
Global Ex-North America	GBP	2,941.78	264,576.57	59.71	2.73	26.16	26.14	17.47	2.97	5.84	4.03	12.81
Global Ex-United States	GBP	3,062.74	279,832.94	63.16	2.85	26.02	26.08	17.23	3.10	5.98	4.44	12.69
Global ex Japan	GBP	1,332.16	386,641.29	87.26	0.13	-NA-	-NA-	-NA-	2.32	4.81	-NA-	-NA-
Global Dividend+	GBP	2,764.09	340,196.45	76.78	-NA-	-NA-	-NA-	-NA-	-NA-	-NA-	-NA-	-NA-
Global	JPY	4,180.27	103,824,577.38	100.00	3.26	26.29	27.93	15.16	3.46	5.15	0.06	13.65
Asia	JPY	3,653.89	42,148,376.66	40.60	2.66	31.44	36.28	39.37	2.74	10.45	18.97	13.76
Europe	JPY	4,908.74	19,849,206.48	19.12	2.89	30.12	27.09	2.59	12.16	2.01	16.49	15.12
North America	JPY	4,543.72	41,826,994.24	40.29	4.05	21.30	22.11	3.73	4.67	3.80	5.91	17.25
Global Ex-Asia	JPY	4,547.66	61,676,200.73	59.40	3.67	23.54	23.41	3.26	7.25	1.84	9.52	15.31
Global Ex-Europe	JPY	4,008.86	83,975,370.90	80.88	3.35	25.41	28.20	18.67	1.11	7.03	4.98	14.35
Global Ex-North America	JPY	4,178.94	61,997,583.14	59.71	2.73	31.37	33.11	24.82	2.62	6.08	4.54	12.81
Global Ex-United States	JPY	4,350.77	65,572,572.74	63.16	2.85	31.16	32.94	24.56	2.49	6.22	4.95	12.67
Global ex Japan	JPY	1,892.39	90,600,712.49	87.26	0.13	-NA-	-NA-	-NA-	3.23	5.04	-NA-	-NA-
Global Dividend+	JPY	3,261.02	79,717,406.62	76.78	-NA-	-NA-	-NA-	-NA-	-NA-	-NA-	-NA-	-NA-
Global Ex Australia Hedged	AUD	1,799.95	890,247.04	87.27	0.13	-NA-	-NA-	13.58	0.82	3.92	0.81	-NA-
Global Hedged	AUD	1,785.13	1,020,065.30	12.73	0.13	-NA-	-NA-	14.49	1.41	3.71	1.49	-NA-

* -5 & -3 Years Total Returns are annualised

DATE: SEPTEMBER 2007 CONTACT DETAILS

EPRA: Schiphol Boulevard 283, 1118 BH Schiphol Airport, The Netherlands, T +31 20 405 3830, F +31 20 405 3840, E info@epra.com, W www.epra.com
NAREIT: 1875 Eye Street, N.W., Suite 600, Washington D.C. 20006, USA, T +1 202 739 9400, F +1 202 739 9401, E info@nareit.com, W www.nareit.com

FTSE EPRA/NAREIT Global Real Estate Index - Index Performance

Net Total Return			Free Float Mkt Cap	Free Float Mkt Cap	Div	Total	Total	Total	Total	Total	Total	36 Mths
Index Description	Curr	Close Value Sep/07	Ccy (m) Sep/07	(%) Weight Sep/07	Yld (%) Sep/07	Rtn (%) - 5 Yrs	Rtn (%) - 3 Yrs	Rtn (%) - 1 Yr	Rtn (%) QTD	Rtn (%) Sep/07	Rtn (%) YTD	Vlity (%)
Global	EUR	2,694.49	634,745.81	100.00	2.69	-NA-	-NA-	-NA-	1.70	1.53	-NA-	-NA-
Asia	EUR	2,311.85	257,679.89	40.60	2.64	-NA-	-NA-	-NA-	4.75	6.70	-NA-	-NA-
Europe	EUR	1,934.56	121,350.85	19.12	-NA-	-NA-	19.22	6.57	10.49	5.33	20.06	14.62
North America	EUR	2,923.55	255,715.07	40.29	2.86	-NA-	-NA-	-NA-	3.09	0.15	-NA-	-NA-
Global Ex Asia	EUR	2,914.34	377,065.92	59.40	2.73	-NA-	-NA-	-NA-	5.63	1.70	-NA-	-NA-
Global Ex Europe	EUR	2,575.42	513,394.96	80.88	2.75	-NA-	-NA-	-NA-	0.68	3.33	-NA-	-NA-
Global Ex North America	EUR	2,692.88	379,030.74	59.71	2.58	-NA-	-NA-	-NA-	0.73	2.47	-NA-	-NA-
Global ex US	EUR	2,711.79	400,886.93	63.16	0.13	-NA-	-NA-	-NA-	0.61	2.60	-NA-	-NA-
Global ex Japan	EUR	1,395.36	553,899.90	87.26	0	-NA-	-NA-	-NA-	2.15	1.16	-NA-	-NA-
Global	USD	3,678.62	902,704.67	100.00	2.69	-NA-	-NA-	-NA-	3.51	5.92	-NA-	-NA-
Asia	USD	3,252.46	366,459.82	40.60	2.64	-NA-	-NA-	-NA-	10.31	11.31	-NA-	-NA-
Europe	USD	2,185.99	172,579.29	19.12	-NA-	-NA-	25.14	4.89	5.74	1.24	13.78	14.81
North America	USD	3,968.49	363,665.56	40.29	2.86	-NA-	-NA-	-NA-	2.04	4.47	-NA-	-NA-
Global Ex Asia	USD	3,980.63	536,244.84	59.40	2.73	-NA-	-NA-	-NA-	0.63	2.55	-NA-	-NA-
Global Ex Europe	USD	3,528.17	730,125.38	80.88	2.75	-NA-	-NA-	-NA-	6.02	7.79	-NA-	-NA-
Global Ex North America	USD	3,702.41	539,039.11	59.71	2.58	-NA-	-NA-	-NA-	4.53	6.90	-NA-	-NA-
Global ex US	USD	3,847.62	570,121.92	63.16	0.13	-NA-	-NA-	-NA-	4.65	7.04	-NA-	-NA-
Global ex Japan	USD	1,663.47	787,729.54	87.26	0.13	-NA-	-NA-	-NA-	3.75	5.79	-NA-	-NA-

* -5 & -3 Years Total Returns are annualised

DATE: SEPTEMBER 2007 CONTACT DETAILS

EPRA: Schiphol Boulevard 283, 1118 BH Schiphol Airport, The Netherlands, T +31 20 405 3830, F +31 20 405 3840, E info@epra.com, W www.epra.com
 NAREIT: 1875 Eye Street, N.W., Suite 600, Washington D.C. 20006, USA, T +1 202 739 9400, F +1 202 739 9401, E info@nareit.com, W www.nareit.com

FTSE EPRA/NAREIT Global Real Estate Index - Index Performance

Net Total Return			Free Float Mkt Cap	Free Float Mkt Cap	Div Yld (%)	Total Rtn (%)	Total Rtn (%)	Total Rtn (%)	Total Rtn (%)	Total Rtn (%)	Total Rtn (%)	36 Mths Vlty (%)
Index Description	Curr	Close Value Sep/07	Ccy (m) Sep/07	(%) Weight Sep/07	Sep/07	- 5 Yrs	- 3 Yrs	- 1 Yr	QTD	Sep/07	YTD	
Global	GBP	2,909.87	443,074.53	100.00	2.69	-NA-	-NA-	-NA-	1.94	4.86	-NA-	-NA-
Asia	GBP	2,572.77	179,869.48	40.60	2.64	-NA-	-NA-	-NA-	8.63	10.20	-NA-	-NA-
Europe	GBP	1,729.17	84,707.09	19.12	-NA-	-NA-	20.29	- 3.83	- 7.18	- 2.23	- 17.17	15.32
North America	GBP	3,139.16	178,497.97	40.29	2.86	-NA-	-NA-	-NA-	0.49	3.43	-NA-	-NA-
Global Ex Asia	GBP	3,148.77	263,205.06	59.40	2.73	-NA-	-NA-	-NA-	- 2.14	1.53	-NA-	-NA-
Global Ex Europe	GBP	2,790.87	358,367.44	80.88	2.75	-NA-	-NA-	-NA-	4.40	6.72	-NA-	-NA-
Global Ex North America	GBP	2,928.69	264,576.57	59.71	2.58	-NA-	-NA-	-NA-	2.94	5.84	-NA-	-NA-
Global ex US	GBP	3,043.63	279,832.94	63.16	0.13	-NA-	-NA-	-NA-	3.06	5.97	-NA-	-NA-
Global ex Japan	GBP	1,315.85	386,641.29	87.26	0.13	-NA-	-NA-	-NA-	2.17	4.74	-NA-	-NA-
Global	JPY	4,133.61	103,824,577.38	100.00	2.69	-NA-	-NA-	-NA-	- 3.60	5.09	-NA-	-NA-
Asia	JPY	3,654.74	42,148,376.66	40.60	2.64	-NA-	-NA-	-NA-	2.73	10.44	-NA-	-NA-
Europe	JPY	2,456.37	19,849,206.48	19.12	-NA-	-NA-	26.93	2.18	- 12.21	- 2.01	- 16.78	15.05
North America	JPY	4,459.34	41,826,994.24	40.29	2.86	-NA-	-NA-	-NA-	- 4.96	3.66	-NA-	-NA-
Global Ex Asia	JPY	4,472.99	61,676,200.73	59.40	2.73	-NA-	-NA-	-NA-	- 7.45	1.75	-NA-	-NA-
Global Ex Europe	JPY	3,964.56	83,975,370.90	80.88	2.75	-NA-	-NA-	-NA-	- 1.26	6.95	-NA-	-NA-
Global Ex North America	JPY	4,160.35	61,997,583.14	59.71	2.58	-NA-	-NA-	-NA-	- 2.65	6.07	-NA-	-NA-
Global ex US	JPY	4,323.62	65,572,572.74	63.16	0.13	-NA-	-NA-	-NA-	- 2.53	6.21	-NA-	-NA-
Global ex Japan	JPY	1,869.22	90,600,712.49	87.26	0.13	-NA-	-NA-	-NA-	- 3.38	4.97	-NA-	-NA-

* -5 & -3 Years Total Returns are annualised

DATE: SEPTEMBER 2007 CONTACT DETAILS

EPRA: Schiphol Boulevard 283, 1118 BH Schiphol Airport, The Netherlands, T +31 20 405 3830, F +31 20 405 3840, E info@epra.com, W www.epra.com
 NAREIT: 1875 Eye Street, N.W., Suite 600, Washington D.C. 20006, USA, T +1 202 739 9400, F + 1 202 739 9401, E info@nareit.com, W www.nareit.com

FTSE EPRA/NAREIT Global Real Estate Index - Index Performance

Price Return			Free	Free	Div	Total	Total	Total	Total	Total	Total	Total	36 Mths
Index Description	Curr	Close Value	Float	Float	Yld (%)	Rtn (%)	Rtn (%)	Rtn (%)	Rtn (%)	Rtn (%)	Rtn (%)	Rtn (%)	Vlity (%)
		Sep/07	Mkt Cap	Mkt Cap	Sep/07	- 5 Yrs	- 3 Yrs	- 1 Yr	QTD	Sep/07	YTD		
			Ccy (m)	(%) Weight	Sep/07								
Global	EUR	1,931.70	634,745.81	100.00	0	13.83	16.18	1.96	- 2.33	1.27	- 6.15	12.32	
Asia	EUR	1,770.23	257,679.89	40.60	0	19.12	24.18	23.79	- 4.12	6.46	- 12.03	12.07	
Europe	EUR	2,353.30	121,350.85	19.12	0	18.27	16.42	- 8.64	- 10.96	- 5.53	- 21.56	14.75	
North America	EUR	1,975.52	255,715.07	40.29	0	8.64	10.27	- 8.68	- 3.79	- 0.16	- 12.10	16.26	
Global Ex-Asia	EUR	2,036.09	377,065.92	59.40	0	11.11	11.90	- 8.76	- 6.25	- 1.97	- 15.33	14.38	
Global Ex-Europe	EUR	1,829.99	513,394.96	80.88	0	12.80	16.18	4.90	0.01	3.05	- 1.56	12.86	
Global Ex-North America	EUR	2,058.30	379,030.74	59.71	0	19.24	21.55	10.98	- 1.31	2.25	- 1.67	11.50	
Global Ex-United States	EUR	2,064.99	400,886.93	63.16	0	18.89	21.16	10.64	- 1.21	2.38	- 1.36	11.34	
Global ex Japan	EUR	1,395.36	553,899.90	87.26	0	-NA-	-NA-	-NA-	- 2.15	1.16	-NA-	-NA-	
Global Dividend+	EUR	2,546.18	487,363.31	76.78	0	-NA-	-NA-	-NA-	-NA-	-NA-	-NA-	-NA-	
Global	USD	2,647.73	902,704.67	100.00	0	22.43	21.55	14.47	2.85	5.65	1.21	11.98	
Asia	USD	2,488.26	366,459.82	40.60	0	28.20	29.91	38.97	9.64	11.06	20.83	12.66	
Europe	USD	3,323.83	172,579.29	19.12	0	27.21	21.80	2.57	- 6.24	- 1.45	- 15.41	14.98	
North America	USD	2,681.25	363,665.56	40.29	0	16.85	15.36	2.52	1.31	4.15	- 5.20	15.27	
Global Ex-Asia	USD	2,779.77	536,244.84	59.40	0	19.51	17.07	2.44	- 1.28	2.27	- 8.68	13.63	
Global Ex-Europe	USD	2,506.28	730,125.38	80.88	0	21.33	21.54	17.77	5.31	7.51	6.16	12.43	
Global Ex-North America	USD	2,829.68	539,039.11	59.71	0	28.25	27.16	24.60	3.92	6.67	6.05	12.03	
Global Ex-United States	USD	2,929.91	570,121.92	63.16	0	27.98	26.94	24.22	4.03	6.80	6.39	11.80	
Global ex Japan	USD	1,518.89	787,729.54	87.26	0	-NA-	-NA-	-NA-	3.04	5.53	-NA-	-NA-	
Global ex Australia	USD	1,587.46	787,822.27	87.27	0	-NA-	-NA-	-NA-	2.05	4.95	-NA-	-NA-	
Global Ex Australia Hedged	USD	1,591.59	787,822.27	87.27	0	-NA-	-NA-	9.30	- 0.04	3.85	- 2.29	-NA-	
Global Dividend+	USD	2,990.99	693,104.44	76.78	0	-NA-	-NA-	44.39	13.34	13.56	24.11	-NA-	

* -5 & -3 Years Total Returns are annualised

DATE: SEPTEMBER 2007 CONTACT DETAILS

EPRA: Schiphol Boulevard 283, 1118 BH Schiphol Airport, The Netherlands, T +31 20 405 3830, F +31 20 405 3840, E info@epra.com, W www.epra.com
 NAREIT: 1875 Eye Street, N.W., Suite 600, Washington D.C. 20006, USA, T +1 202 739 9400, F +1 202 739 9401, E info@nareit.com, W www.nareit.com

FTSE EPRA/NAREIT Global Real Estate Index - Index Performance

Price Return			Free Float	Free Float	Div	Total	Total	Total	Total	Total	Total	36 Mths
Index Description	Curr	Close Value	Mkt Cap	Mkt Cap	Yld (%)	Rtn (%)	Rtn (%)	Rtn (%)	Rtn (%)	Rtn (%)	Rtn (%)	Vity (%)
		Sep/07	Ccy (m)	(%) Weight	Sep/07	- 5 Yrs	- 3 Yrs	- 1 Yr	QTD	Sep/07	YTD	
Global	GBP	2,094.42	443,074.53	100.00	0	16.25	16.84	4.95	1.29	4.59	2.77	13.55
Asia	GBP	1,968.27	179,869.48	40.60	0	21.73	24.88	27.41	7.97	9.96	16.07	13.45
Europe	GBP	2,629.22	84,707.09	19.12	0	20.79	17.08	- 5.96	- 7.67	- 2.43	- 18.74	15.45
North America	GBP	2,120.93	178,497.97	40.29	0	10.95	10.89	- 6.01	- 0.23	3.11	- 8.94	17.15
Global Ex-Asia	GBP	2,198.86	263,205.06	59.40	0	13.47	12.53	- 6.08	- 2.79	1.25	- 12.28	15.32
Global Ex-Europe	GBP	1,982.52	358,367.44	80.88	0	15.20	16.83	7.97	3.71	6.43	1.98	14.14
Global Ex-North America	GBP	2,238.34	264,576.57	59.71	0	21.78	22.24	14.23	2.34	5.61	1.87	12.76
Global Ex-United States	GBP	2,317.68	279,832.94	63.16	0	21.52	22.02	13.89	2.44	5.74	2.20	12.64
Global ex Japan	GBP	1,201.48	386,641.29	87.26	0	-NA-	-NA-	-NA-	1.47	4.47	-NA-	-NA-
Global Dividend+	GBP	2,631.42	340,196.45	76.78	0	-NA-	-NA-	-NA-	-NA-	-NA-	-NA-	-NA-
Global	JPY	2,975.22	103,824,577.38	100.00	0	21.05	23.29	11.51	4.21	4.83	2.30	13.55
Asia	JPY	2,796.03	42,148,376.66	40.60	0	26.76	31.77	35.38	2.12	10.20	16.63	13.55
Europe	JPY	3,734.94	19,849,206.48	19.12	0	25.77	23.54	- 0.08	- 12.68	- 2.21	- 18.35	15.30
North America	JPY	3,012.88	41,826,994.24	40.29	0	15.53	17.01	- 0.13	- 5.65	3.34	- 8.50	17.15
Global Ex-Asia	JPY	3,123.59	61,676,200.73	59.40	0	18.16	18.74	- 0.21	- 8.06	1.47	- 11.86	15.25
Global Ex-Europe	JPY	2,816.27	83,975,370.90	80.88	0	19.95	23.28	14.72	- 1.92	6.67	2.47	14.22
Global Ex-North America	JPY	3,179.67	61,997,583.14	59.71	0	26.80	28.98	21.38	- 3.21	5.84	2.37	12.73
Global Ex-United States	JPY	3,292.37	65,572,572.74	63.16	0	26.48	28.66	21.01	- 3.12	5.97	2.69	12.59
Global ex Japan	JPY	1,706.76	90,600,712.49	87.26	0	-NA-	-NA-	-NA-	- 4.03	4.71	-NA-	-NA-
Global Dividend+	JPY	3,104.50	79,717,406.62	76.78	0	-NA-	-NA-	-NA-	-NA-	-NA-	-NA-	-NA-
Global Ex Australia Hedged	AUD	1,649.59	890,247.04	87.27	0	-NA-	-NA-	10.36	0.11	3.63	- 1.33	-NA-
Global Hedged	AUD	1,623.64	1,020,065.30	100.00	0	-NA-	-NA-	10.90	0.63	3.41	- 0.88	-NA-

* -5 & -3 Years Total Returns are annualised

DATE: SEPTEMBER 2007 CONTACT DETAILS

EPRA: Schiphol Boulevard 283, 1118 BH Schiphol Airport, The Netherlands, T +31 20 405 3830, F +31 20 405 3840, E info@epra.com, W www.epra.com
 NAREIT: 1875 Eye Street, N.W., Suite 600, Washington D.C. 20006, USA, T +1 202 739 9400, F + 1 202 739 9401, E info@nareit.com, W www.nareit.com

FTSE EPRA/NAREIT Global Real Estate Index - Asset Class Comparison

Gross Total Return			12 Mths Estimated Div Yld (%)	Total Rtn (%)	Total Rtn (%)	Total Rtn (%)	Total Rtn (%)	Total Rtn (%)	Total Rtn (%)	Total Rtn (%)	36 Mths Vlty (%)
Index Description	Curr	Close Value 28-Sep	29-Jun	- 5 Yrs	- 3 Yrs	- 1 Yr	QTD	Sep-07	YTD		
Global Real Estate	Local	3289.83	3.26	24.09	23.54	12.08	1.08	3.90	-0.06		11.83
Global FTSE	Local	273.77	2.60	18.16	18.32	19.00	1.17	3.54	10.51		7.93
Global JP Morgan Bonds	Local	368.17	-NA-	2.94	2.65	1.89	2.64	0.09	1.86		2.48

* -5 & -3 Years Total Returns are annualised

DATE: SEPTEMBER 2007 CONTACT DETAILS:

EPRA: Schiphol Boulevard 283, 1118 BH Schiphol Airport, The Netherlands, T +31 20 405 3830, F +31 20 405 3840, E info@epra.com, W www.epra.com
 NAREIT: 1875 Eye Street, N.W., Suite 600, Washington D.C. 20006, USA, T +1 202 739 9400, F + 1 202 739 9401, E info@nareit.com, W www.nareit.com

FTSE EPRA/NAREIT Global Index - Top 20 Constituents & Country Breakdown

Top 20 Constituents

Company	Country	Free Float Mkt Cap (EUR m) 28-Sep	Free Float Global Weight (%) 28-Sep
Westfield Group *	AU	26,015.11	4.10
Sun Hung Kai Props	HK	22,152.62	3.49
Mitsubishi Estate	JP	20,690.97	3.26
Mitsui Fudosan	JP	17,189.99	2.71
Simon Property Group *	US	15,706.89	2.47
Unibail-Rodamco *	FR	14,676.62	2.31
Prologis *	US	11,954.66	1.88
Sumitomo Realty & Dev	JP	11,758.89	1.85
Vornado Realty Trust *	US	11,654.30	1.84
Land Securities *	UK	11,335.65	1.79
Archstone-Smith Trust *	US	9,426.70	1.49
General Growth Props *	US	9,240.55	1.46
British Land *	UK	8,699.79	1.37
Boston Properties *	US	8,689.84	1.37
Host Hotels & Resorts *	US	8,264.74	1.30
Equity Residential Props *	US	8,254.69	1.30
Stockland Trust Group *	AU	8,123.05	1.28
Kimco Realty *	US	8,046.85	1.27
Goodman Group *	AU	7,278.44	1.15
Public Storage *	US	7,058.43	1.11

Country Breakdown

Country Index	Number of Constituents 28-Sep	Free Float Mkt Cap (EUR m) 28-Sep	Free Float Global Weight 28-Sep
EPRA/NAREIT North America	122	255,715.07	40.29%
EPRA/NAREIT Asia	81	257,679.89	40.60%
EPRA/NAREIT Europe	99	121,350.85	19.12%
EPRA/NAREIT Global	302	634,745.81	100.00%
Global Ex Europe	203	513,394.96	80.88%
Global Ex Asia	221	377,065.92	59.40%
Global Ex Nth America	180	379,030.74	59.71%

DATE: SEPTEMBER 2007 CONTACT DETAILS:

EPRA: Schiphol Boulevard 283, 1118 BH Schiphol Airport, The Netherlands, T +31 20 405 3830, F +31 20 405 3840, E info@epra.com, W www.epra.com
 NAREIT: 1875 Eye Street, N.W., Suite 600, Washington D.C. 20006, USA, T +1 202 739 9400, F + 1 202 739 9401, E info@nareit.com, W www.nareit.com

FTSE EPRA/NAREIT Global Index - Top and Bottom 20 Performance

Top 20 Performance

Stock	Country	Price Return Jun-07	Div Return Jun-07	Total Return Jun-07
Kowloon Dev	HK	26.37	1.08	27.45
Sun Hung Kai Props	HK	25.96	0.00	25.96
Hang Lung Properties	HK	21.89	0.00	21.89
Assura	UK	20.12	1.35	21.46
China Resources Land	HK	20.18	0.00	20.18
Great Eagle Holdings	HK	19.68	0.00	19.68
Hongkong Land Hldgs	HK	17.71	0.00	17.71
Deutsche Wohnen	DE	17.19	0.00	17.19
Ascendas REIT *	SG	16.17	0.00	16.17
New World Development	HK	15.47	0.00	15.47
Agile Property Holdings	HK	14.93	0.00	14.93
Shimao Property	HK	14.81	0.00	14.81
Shui On Land	HK	14.81	0.00	14.81
Capitamall Trust *	SG	14.71	0.00	14.71
NTT Urban Development	JP	14.42	0.24	14.66
Icade	FR	14.09	0.00	14.09
Henderson Land Dev	HK	13.96	0.00	13.96
CapitaCommercial Trust *	SG	12.70	0.00	12.70
Globe Trade Centre	POL	12.46	0.00	12.46
Allgreen Properties	SG	12.28	0.00	12.28

Bottom 20 Performance

Stock	Country	Price Return Jun-07	Div Return Jun-07	Total Return Jun-07
Felcor Lodging Trust *	US	-9.16	0.00	-9.16
Renta Corp Real Estate SA	ES	-9.32	0.00	-9.32
British Land *	UK	-9.36	0.00	-9.36
Hersha Hospitality Trust	US	-9.42	0.00	-9.42
Development Securities	UK	-10.33	0.44	-9.89
Centro Properties Group *	AU	-10.01	0.00	-10.01
Eurobank Properties Real Estate Investment	GR	-10.13	0.00	-10.13
Fonciere Des Regions *	FR	-10.28	0.00	-10.28
Unite Group	UK	-10.64	0.00	-10.64
Hammerson *	UK	-11.75	0.90	-10.84
Chartwell Seniors Housing REIT *	CA	-12.39	0.61	-11.78
Workspace Group *	UK	-12.74	0.00	-12.74
Grainger Plc	UK	-14.19	0.00	-14.19
IGD	IT	-14.79	0.00	-14.79
Shaftesbury	UK	-14.86	0.00	-14.86
Vivacon AG	DE	-16.55	0.00	-16.55
Mapeley	UK	-16.86	0.00	-16.86
TK Development	DK	-18.44	0.00	-18.44
Minerva	UK	-18.54	0.00	-18.54
Capital & Regional Props	UK	-21.54	1.18	-20.35

DATE: SEPTEMBER 2007 CONTACT DETAILS:

EPRA: Schiphol Boulevard 283, 1118 BH Schiphol Airport, The Netherlands, T +31 20 405 3830, F +31 20 405 3840, E info@epra.com, W www.epra.com
 NAREIT: 1875 Eye Street, N.W., Suite 600, Washington D.C. 20006, USA, T +1 202 739 9400, F +1 202 739 9401, E info@nareit.com, W www.nareit.com

Foreign Exchange Performance

Foreign Exchange Rates (v EUR)

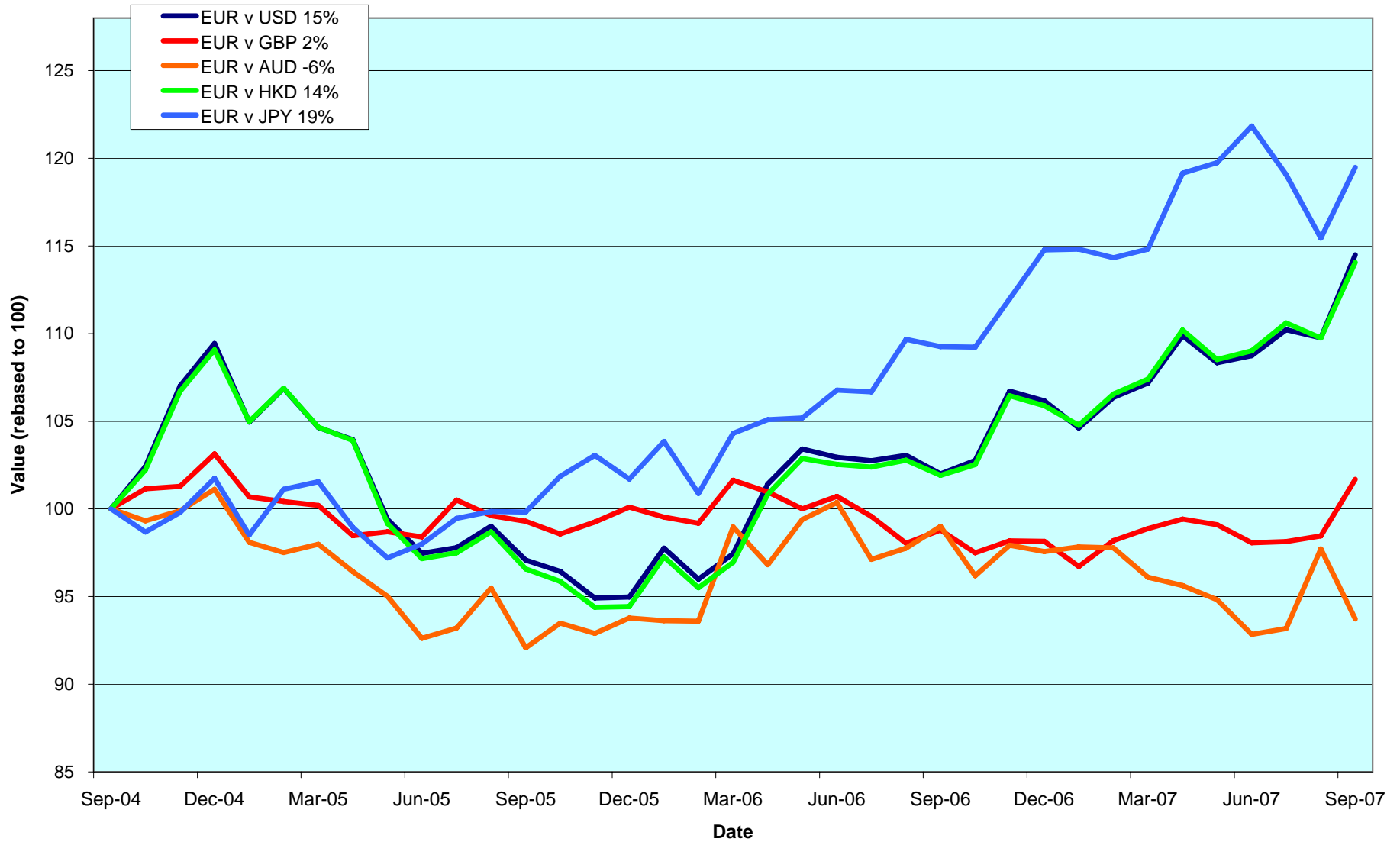
FX Description	Close Value 28-Sep	Total Return (%) - 5 Yrs	Total Return (%) - 3 Years	Total Return (%) - 1 Year	Total Return (%) QTD	Total Return (%) Sep-07	Total Return (%) YTD	36 Mths Volatility (%)
1 EUR = USD	1.42	7.56	4.62	12.27	5.30	4.32	7.85	7.59
1 EUR = CAD	1.41	-2.03	-3.48	0.00	-1.63	-2.01	-7.91	8.31
1 EUR = GBP	0.70	2.09	0.56	2.93	3.70	3.28	3.60	4.26
1 EUR = SEK	9.20	0.07	0.58	-0.90	-0.66	-2.02	1.96	4.47
1 EUR = CHF	1.66	2.66	2.32	4.59	0.37	0.86	3.21	2.67
1 EUR = DKK	7.45	0.07	0.06	-0.04	0.16	0.06	-0.01	0.23
1 EUR = AUD	1.61	-2.46	-2.14	-5.33	0.95	-4.10	-3.94	7.49
1 EUR = HKD	11.05	7.45	4.49	11.93	4.64	3.94	7.73	7.48
1 EUR = JPY	163.57	6.35	6.12	9.37	-1.93	3.51	4.10	6.59
1 EUR = SGD	2.11	3.74	0.32	5.05	2.20	1.63	4.34	5.62
1 EUR = NZD	1.88	-2.19	0.87	-2.99	7.66	-3.13	0.64	10.87

* -5 & -3 Years Total Returns are annualised

DATE: SEPTEMBER 2007 CONTACT DETA

EPRA: Schiphol Boulevard 283, 1118 BH Schiphol Airport, The Netherlands, T +31 20 405 3830, F +31 20 405 3840, E info@epra.com, W www.epra.com
 NAREIT: 1875 Eye Street, N.W., Suite 600, Washington D.C. 20006, USA, T +1 202 739 9400, F + 1 202 739 9401, E info@nareit.com, W www.nareit.com

EUR v Main Currencies Returns Rolling 36 Months Performance



DATE: SEPTEMBER 2007 CONTACT DETAILS:

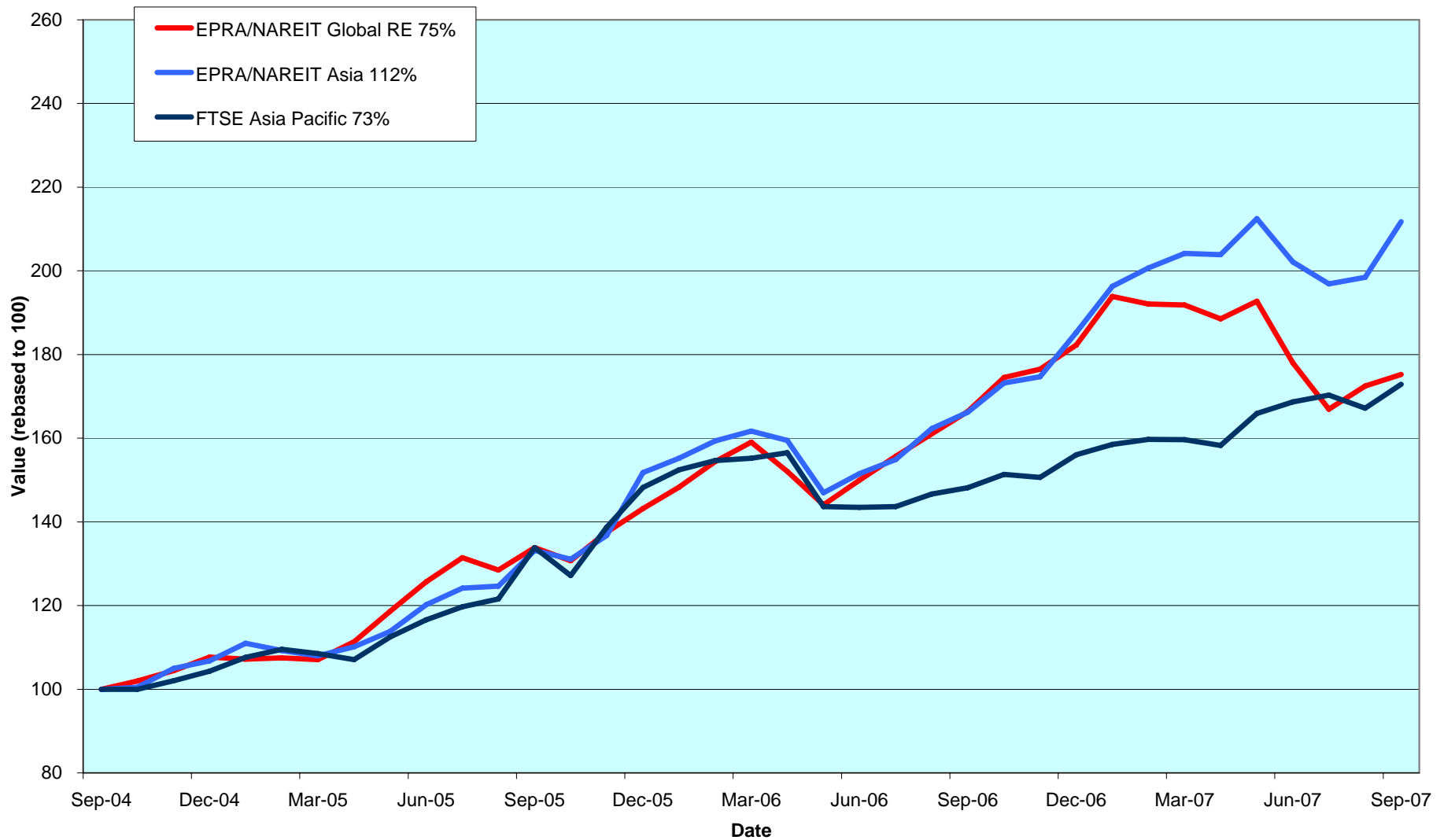
EPRA: Schiphol Boulevard 283, 1118 BH Schiphol Airport, The Netherlands, T +31 20 405 3830, F +31 20 405 3840, E info@epra.com, W www.epra.com
 NAREIT: 1875 Eye Street, N.W., Suite 600, Washington D.C. 20006, USA, T +1 202 739 9400, F +1 202 739 9401, E info@nareit.com, W www.nareit.com

Section 3
EPRA/NAREIT Asia Index

DATE: SEPTEMBER 2007 CONTACT DETAILS:

EPRA: Schiphol Boulevard 283, 1118 BH Schiphol Airport, The Netherlands, T +31 20 405 3830, F +31 20 405 3840, E info@epra.com, W www.epra.com
NAREIT: 1875 Eye Street, N.W., Suite 600, Washington D.C. 20006, USA, T +1 202 739 9400, F + 1 202 739 9401, E info@nareit.com, W www.nareit.com

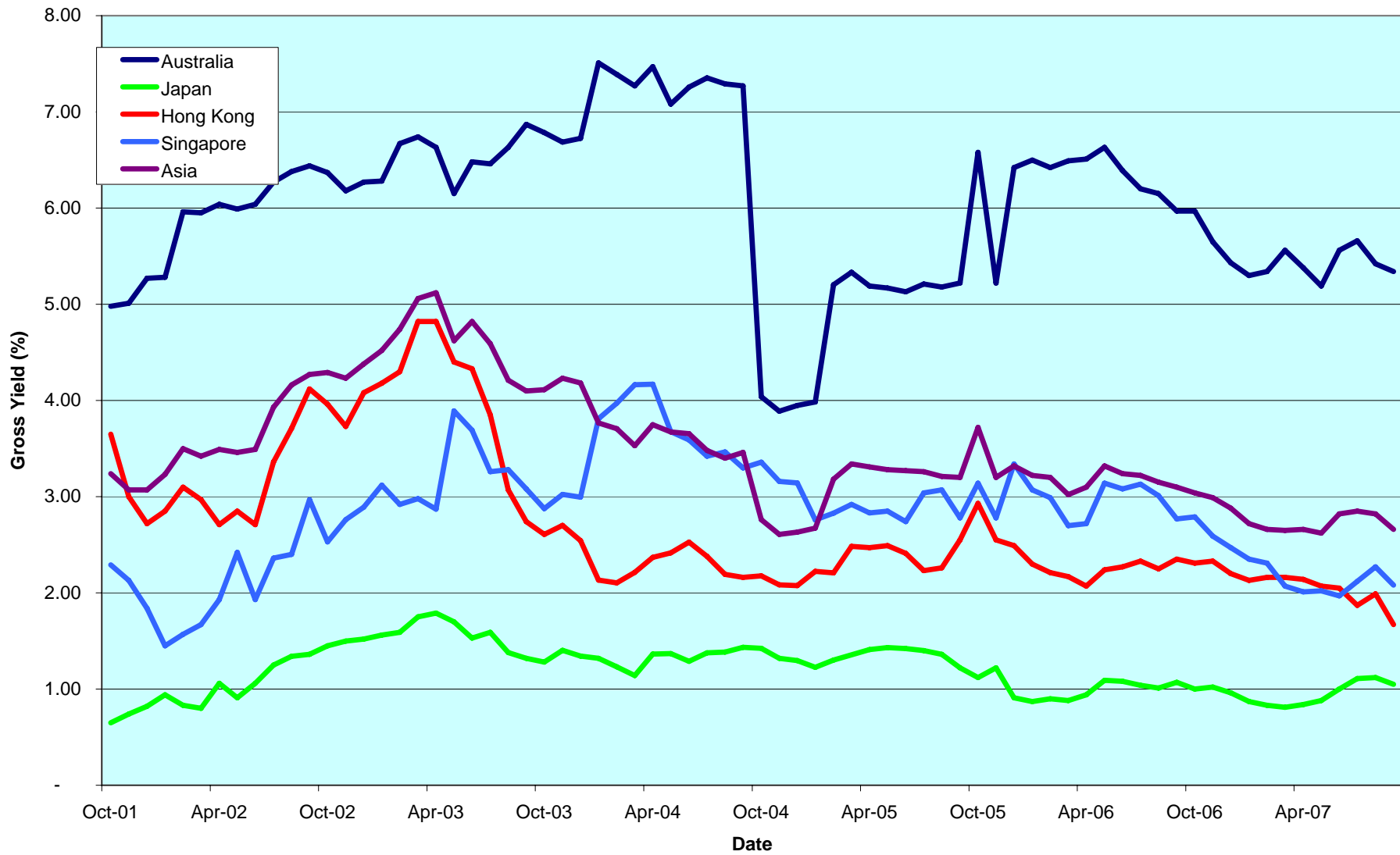
EPRA/NAREIT Asia v EPRA/NAREIT Global & FTSE Asia Pacific - Total Returns (EUR) Rolling 36 Months Performance



DATE: SEPTEMBER 2007 CONTACT DETAILS:

EPRA: Schiphol Boulevard 283, 1118 BH Schiphol Airport, The Netherlands, T +31 20 405 3830, F +31 20 405 3840, E info@epra.com, W www.epra.com
 NAREIT: 1875 Eye Street, N.W., Suite 600, Washington D.C. 20006, USA, T +1 202 739 9400, F +1 202 739 9401, E info@nareit.com, W www.nareit.com

Dividend Yields



DATE: SEPTEMBER 2007 CONTACT DETAILS:

EPRA: Schiphol Boulevard 283, 1118 BH Schiphol Airport, The Netherlands, T +31 20 405 3830, F +31 20 405 3840, E info@epra.com, W www.epra.com
 NAREIT: 1875 Eye Street, N.W., Suite 600, Washington D.C. 20006, USA, T +1 202 739 9400, F +1 202 739 9401, E info@nareit.com, W www.nareit.com

Corporate Actions & Changes Asia

Ex Date	Description
24 September 2007	Country Garden Holdings (Hong Kong): Addition, with a 20% free float
24 September 2007	Shoei Co. (Japan): Deleted on Market Cap size rule
25 September 2007	Heiwa Real Estate (Japan): Capital repayment of JPY 2.00

DATE: SEPTEMBER 2007 CONTACT DETAILS:

EPRA: Schiphol Boulevard 283, 1118 BH Schiphol Airport, The Netherlands, T +31 20 405 3830, F +31 20 405 3840, E info@epra.com, W www.epra.com
NAREIT: 1875 Eye Street, N.W., Suite 600, Washington D.C. 20006, USA, T +1 202 739 9400, F + 1 202 739 9401, E info@nareit.com, W www.nareit.com

Dividends Asia

Ex Date	Company	Investment Focus	Sector	Curr	Gross Dividend	Dividend Yield %	Pay Date	Type
17 September 2007	China Overseas Land & Invest.	Non-Rental	Residential	HKD	0.050	0.39	3-Oct	Interim
24 September 2007	Abacus Property Group *	Rental	Diversified	AUD	0.03	0.00	8-Nov	Interim
24 September 2007	Australand Property Group	Non-Rental	Diversified	AUD	0.05	8.52	2-Nov	Interim
24 September 2007	Goodman Group *	Rental	Industrial	AUD	0.09	3.92	8-Nov	Interim
24 September 2007	ING Industrial Fund *	Rental	Industrial	AUD	0.04	5.42	31-Oct	Interim
24 September 2007	ING Office Fund *	Rental	Office	AUD	0.03	5.79	31-Oct	Interim
24 September 2007	Macquarie DDR *	Rental	Retail	AUD	0.03	8.44	31-Oct	Interim
24 September 2007	Mirvac Group *	Non-Rental	Diversified	AUD	0.08	6.85	26-Oct	Interim
24 September 2007	Macquarie Office Trust *	Rental	Office	AUD	0.03	7.11	31-Oct	Interim
25 September 2007	Mitsui Fudosan Co.	Non-Rental	Diversified	JPY	9.00	0.31	October	Interim
25 September 2007	Mitsubishi Estate Co.	Non-Rental	Diversified	JPY	8.00	0.27	October	Interim
25 September 2007	Heiwa Real Estate Co.	Non-Rental	Diversified	JPY	7.00	1.26	October	Interim
25 September 2007	Daibiru Corp.	Non-Rental	Office	JPY	5.00	0.55	October	Interim
25 September 2007	Tokyu Land Corp.	Non-Rental	Diversified	JPY	3.50	0.43	October	Interim
25 September 2007	Sumitomo Realty & Development	Non-Rental	Diversified	JPY	8.00	0.25	October	Interim
25 September 2007	Toc Co.	Non-Rental	Office	JPY	3.50	0.52	October	Interim
25 September 2007	Goldcrest Co.	Non-Rental	Residential	JPY	35.00	1.04	October	Interim
25 September 2007	NTT Urban Development Corp.	Non-Rental	Office	JPY	500.00	2.10	October	Interim
25 September 2007	Japan Real Estate Investment *	Rental	Office	JPY	18360.00	2.30	October	Interim
25 September 2007	Mori Trust Sogo REIT *	Rental	Office	JPY	19000.00	0.00	October	Interim
28 September 2007	Kowloon Development *	Non-Rental	Residential	HKD	0.17	2.27	October	Interim
28 September 2007	Kerry Properties *	Non-Rental	Diversified	HKD	0.30	1.17	14-Nov	Interim
7 October 2007	Kerry Properties	Non-Rental	Diversified	HKD	0.2 **	1.17	November	Interim
8 October 2007	Great Eagle Holdings	Non-Rental	Diversified	HKD	0.15	0.80	25-Oct	Interim
10 October 2007	China Resources Land	Non-Rental	Residential	HKD	0.02	0.20	23-Oct	Interim
11 October 2007	Shenzhen Investment	Non-Rental	Diversified	HKD	0.08	0.00	25-Oct	Interim
12 October 2007	Hopson Development	Non-Rental	Residential	HKD	0.10	0.61	28-Nov	Interim
15 October 2007	Centro Shopping America Trust	Rental	Retail	AUD	0.00	9.44	25-Oct	Interim
17 October 2007	Kowloon Dev	Non-Rental	Residential	HKD	0.1 **	2.27	November	Interim
26 October 2007	Premier Investment *	Rental	Diversified	JPY	16840.00	3.33	November	Interim
26 October 2007	Kenedix Realty Investment *	Rental	Diversified	JPY	13400.00	0.00	November	Interim
26 October 2007	Capitamall Trust *	Rental	Retail	SGD	0.0335 **	2.68	November	Interim
29 October 2007	Hang Lung Properties	Non-Rental	Diversified	HKD	0.43	1.44	23-Nov	Interim

** Based on previous period figures

*** Estimated

DATE: SEPTEMBER 2007 CONTACT DETAILS:

EPRA: Schiphol Boulevard 283, 1118 BH Schiphol Airport, The Netherlands, T +31 20 405 3830, F +31 20 405 3840, E info@epra.com, W www.epra.com
 NAREIT: 1875 Eye Street, N.W., Suite 600, Washington D.C. 20006, USA, T +1 202 739 9400, F + 1 202 739 9401, E info@nareit.com, W www.nareit.com

EPRA/NAREIT Asia Index - Stock Performance

Index Constituents	Investment Focus	Sector	Local Price 28-Sep	Free Float Mkt Cap EUR (m) 28-Sep	Free Float Global Wght (%) 28-Sep	Free Float Asia Wght (%) 28-Sep	Div Yld (%) 28-Sep	Total Rtn (%) - 5 Yrs	Total Rtn (%) - 3 Yrs	Total Rtn (%) - 1 Yr	Total Rtn (%) QTD	Price Rtn (%) Sep-07	Dividend Rtn (%) Sep-07	Total Rtn (%) Sep-07	Total Rtn (%) YTD	36 Mths Vlty (%)	Turnover 3 month Annualised USD (m)	Annual Velocity (%)	
Westfield Group *	Rental	Retail	21.70	26,015	4.10	10.10	4.85	-NA-	18.74	23.72	14.05	3.68	0.00	3.68	10.93	14.58	35,256	95	
Stockland Trust Group *	Non-Rental	Diversified	9.00	8,123	1.28	3.15	4.92	18.78	21.14	25.85	10.43	4.77	0.00	4.77	11.45	13.51	13,773	119	
Goodman Group *	Rental	Industrial	6.91	7,278	1.15	2.82	4.65	-NA-	-NA-	10.08	4.09	2.52	1.26	3.78	-5.89	-NA-	11,076	107	
GPT Group *	Rental	Diversified	5.10	6,479	1.02	2.51	5.53	17.51	16.76	14.51	11.01	6.69	0.00	6.69	-5.13	14.41	12,111	131	
Centro Properties Group *	Rental	Retail	7.37	3,876	0.61	1.50	5.40	24.38	30.08	6.03	-13.29	-10.01	0.00	-10.01	-16.76	22.18	8,374	152	
DB RREEF Trust *	Rental	Diversified	2.01	3,620	0.57	1.40	5.62	-NA-	-NA-	32.69	2.29	0.00	0.00	0.00	16.45	-NA-	5,277	102	
Mirvac Group *	Non-Rental	Diversified	5.45	3,440	0.54	1.34	5.90	11.93	14.21	20.94	-2.94	1.30	1.53	2.83	2.06	20.55	6,652	136	
CFS Retail Property Trust *	Rental	Retail	2.39	2,493	0.39	0.97	4.85	18.18	19.74	21.02	11.16	0.84	0.00	0.84	2.58	15.17	4,274	121	
Multiplex Group *	Non-Rental	Office	5.01	1,958	0.31	0.76	3.69	-NA-	-NA-	6.20	47.63	1.83	0.40	0.40	28.07	32.46	11,535	414	
Macquarie Office Trust *	Rental	Office	1.57	1,947	0.31	0.76	7.16	11.77	16.60	15.59	-4.59	-0.32	1.80	1.48	7.10	12.62	2,732	99	
ING Industrial Fund *	Rental	Industrial	2.83	1,939	0.31	0.75	6.06	17.40	19.04	27.14	22.84	5.60	1.66	7.26	24.96	12.72	5,871	213	
Valad Property Group	Non-Rental	Diversified	2.00	1,894	0.30	0.74	5.54	-NA-	-NA-	28.10	34.87	0.76	1.52	0.00	1.52	29.76	18.08	4,013	149
Cmnwealth Prop Office *	Rental	Office	1.67	1,673	0.26	0.65	5.84	13.07	16.71	24.99	-0.60	-0.89	0.00	-0.89	16.58	13.87	2,424	102	
Macquarie Countrywide *	Rental	Retail	1.99	1,614	0.25	0.63	7.84	11.88	8.19	4.80	-1.49	-4.33	0.00	-4.33	-1.99	12.82	3,227	141	
ING Office Fund *	Rental	Office	1.78	1,341	0.21	0.52	5.97	14.74	18.60	22.12	3.24	2.30	1.54	3.84	22.29	13.16	2,364	124	
Centro Retail Trust *	Rental	Retail	1.63	1,150	0.18	0.45	7.79	-NA-	-NA-	-2.93	-3.83	-1.81	0.00	-1.81	-16.14	-NA-	855	52	
FKP Property Group	Rental	Diversified	6.92	1,123	0.18	0.44	4.58	46.39	33.92	28.09	-5.21	-1.14	0.00	-1.14	7.67	29.25	1,128	71	
Macquarie DDR *	Rental	Retail	1.18	680	0.11	0.26	8.51	-NA-	-NA-	10.19	7.08	-4.38	-2.08	2.08	-7.55	13.02	1,017	105	
Centro Shopping America *	Rental	Retail	1.06	678	0.11	0.26	9.60	-NA-	4.95	-9.68	-12.03	-3.20	0.00	-3.20	-13.82	15.96	1,151	119	
Australand Property Group	Non-Rental	Diversified	2.32	669	0.11	0.26	7.11	18.84	16.20	37.61	11.26	-2.52	2.09	-0.43	23.07	22.76	738	78	
Sunland Group	Non-Rental	Lodging/Re:	4.05	602	0.09	0.23	3.33	-NA-	-NA-	-NA-	-0.74	3.32	0.00	3.32	12.19	30.89	697	81	
Babcock & Brown Japan Prop	Rental	Diversified	1.72	526	0.08	0.20	6.94	-NA-	-NA-	-4.73	-3.11	-4.72	0.00	-4.72	-15.00	-NA-	1,209	162	
Abacus Property Group*	Rental	Diversified	1.84	471	0.08	0.25	6.64	-NA-	-NA-	26.39	-1.39	-1.54	1.67	0.13	9.65	-NA-	597	89	
Tishman Speyer Office Fund *	Rental	Office	2.20	470	0.07	0.18	7.73	-NA-	-NA-	5.04	-7.17	-4.35	0.00	-4.35	-8.23	-NA-	970	145	
Bunnings Warehouse Prop *	Rental	Retail	2.33	437	0.07	0.17	5.53	17.76	16.25	17.09	0.87	-6.05	0.00	-6.05	10.87	12.30	250	40	
Australia Total				80,498	12.69	31.31	5.34												
Kiwi Income Property Trust *	Rental	Diversified	1.45	549	0.09	0.21	5.75	13.63	17.92	15.47	-12.12	0.00	0.00	0.00	-2.69	14.71	212	27	
New Zealand Total				549	0.09	0.21	5.75												

* -5 & -3 Years Total Returns are annualised

CONTACT DETAILS:

EPRA: Schiphol Boulevard 283, 1118 BH Schiphol Airport, The Netherlands, T +31 20 405 3830, F +31 20 405 3840, E info@epra.com, W www.epra.com
NAREIT: 1875 Eye Street, N.W., Suite 600, Washington D.C. 20006, USA, T +1 202 739 9400, F + 1 202 739 9401, E info@nareit.com, W www.nareit.com

EPRA/NAREIT Asia Index - Stock Performance

Index Constituents	Investment Focus	Sector	Local Price 28-Sep	Free Float Mkt Cap EUR (m) 28-Sep	Free Float Global Wght (%) 28-Sep	Free Float Asia Wght (%) 28-Sep	Div Yld (%) 28-Sep	Total Rtn (%) - 5 Yrs	Total Rtn (%) - 3 Yrs	Total Rtn (%) - 1 Yr	Total Rtn (%) QTD	Price Rtn (%) Sep-07	Dividend Rtn (%) Sep-07	Total Rtn (%) Sep-07	Total Rtn (%) YTD	36 Mths Vlty (%)	Turnover 3 month Annualised USD (m)	Annual Velocity (%)
Sun Hung Kai Props	Non-Rental	Diversified	131.00	22,153	3.49	8.60	1.76	25.16	23.11	56.61	39.21	25.96	0.00	25.96	47.40	20.93	42,629	135
Hang Lung Properties	Non-Rental	Diversified	34.80	6,524	1.03	2.53	1.47	39.57	46.65	112.20	29.13	21.89	0.00	21.89	79.13	25.76	15,171	164
China Overseas Land	Non-Rental	Residential	17.74	5,921	0.93	2.30	0.62	91.11	126.04	197.00	45.82	8.83	0.31	9.14	70.98	45.89	20,495	243
Hongkong Land Hldgs	Rental	Office	4.52	5,471	0.86	2.12	2.43	30.45	34.47	19.33	1.33	17.71	0.00	17.71	16.33	26.95	5,397	69
New World Development	Non-Rental	Diversified	21.50	5,388	0.85	2.09	1.63	44.02	44.81	62.82	9.92	15.47	0.00	15.47	38.25	27.84	8,746	114
Henderson Land Dev	Non-Rental	Diversified	61.65	4,336	0.68	1.68	1.70	23.54	20.52	44.63	15.77	13.96	0.00	13.96	42.64	20.96	10,106	164
Sino Land	Non-Rental	Diversified	19.34	4,019	0.63	1.56	1.99	55.09	51.28	42.93	18.80	6.03	0.00	6.03	6.97	26.74	6,163	108
Country Garden Holdings	Non-Rental	Diversified	13.22	3,915	0.62	1.52	0.00	-NA-	-NA-	-NA-	-NA-	-NA-	-NA-	-NA-	-NA-	-NA-	25,760	463
Link REIT *	Rental	Retail	17.10	3,308	0.52	1.28	3.94	-NA-	-NA-	9.58	-1.16	9.90	0.00	9.90	9.04	-NA-	5,541	118
Kerry Properties	Non-Rental	Diversified	59.70	2,859	0.45	1.11	1.59	60.90	61.53	112.81	22.20	3.47	0.52	3.99	66.85	27.20	7,432	183
Shimao Property	Non-Rental	Residential	23.65	2,819	0.44	1.09	1.48	-NA-	-NA-	-NA-	35.30	14.81	0.00	14.81	-NA-	-NA-	9,832	245
Agile Property Holdings	Non-Rental	Diversified	16.32	2,213	0.35	0.86	0.77	-NA-	-NA-	157.41	59.38	14.93	0.00	14.93	123.56	-NA-	11,566	367
China Resources Land	Non-Rental	Residential	16.20	2,195	0.35	0.85	0.46	76.38	138.76	209.92	37.06	20.18	0.00	20.18	74.55	55.95	6,599	211
Hysan Development	Rental	Diversified	21.55	1,549	0.24	0.60	2.41	31.78	18.57	10.46	4.18	9.73	0.00	9.73	8.45	25.66	1,721	78
Shui On Land	Non-Rental	Diversified	9.46	1,075	0.17	0.42	1.16	-NA-	-NA-	76.82	34.95	14.81	0.00	14.81	39.32	-NA-	4,342	284
Kowloon Dev	Non-Rental	Residential	19.84	1,033	0.16	0.40	2.97	43.50	48.20	55.18	28.10	26.37	1.08	27.45	52.48	32.69	1,547	105
Shenzhen Investment	Non-Rental	Diversified	6.94	936	0.15	0.36	2.38	-NA-	-NA-	162.43	17.23	8.44	0.00	8.44	121.79	-NA-	3,896	293
Hopson Development	Non-Rental	Residential	25.90	904	0.14	0.35	1.43	80.81	141.52	67.17	18.00	-0.58	0.00	-0.58	18.96	61.91	3,365	262
Great Eagle Holdings	Non-Rental	Diversified	29.50	807	0.13	0.31	1.36	47.03	34.09	27.74	7.66	19.68	0.00	19.68	32.81	34.56	1,686	147
New World China Land	Non-Rental	Diversified	7.45	769	0.12	0.30	0.81	39.63	52.67	135.42	12.03	-2.99	0.00	-2.99	58.26	40.58	1,210	111
Hong Kong Total				78,744	12.41	30.56	1.67											

* -5 & -3 Years Total Returns are annualised

CONTACT DETAILS:

EPRA: Schiphol Boulevard 283, 1118 BH Schiphol Airport, The Netherlands, T +31 20 405 3830, F +31 20 405 3840, E info@epra.com, W www.epra.com
NAREIT: 1875 Eye Street, N.W., Suite 600, Washington D.C. 20006, USA, T +1 202 739 9400, F +1 202 739 9401, E info@nareit.com, W www.nareit.com

EPRA/NAREIT Asia Index - Stock Performance

Index Constituents	Investment Focus	Sector	Local Price 28-Sep	Free Float Mkt Cap EUR (m) 28-Sep	Free Float Global Wght (%) 28-Sep	Free Float Asia Wght (%) 28-Sep	Div Yld (%) 28-Sep	Total Rtn (%) - 5 Yrs	Total Rtn (%) - 3 Yrs	Total Rtn (%) - 1 Yr	Total Rtn (%) QTD	Price Rtn (%) Sep-07	Dividend Rtn (%) Sep-07	Total Rtn (%) Sep-07	Total Rtn (%) YTD	36 Mths Vlty (%)	Turnover 3 month Annualised USD (m)	Annual Velocity (%)
Capitaland	Non-Rental	Diversified	8.15	5,371	0.85	2.08	0.77	51.87	68.35	62.77	0.62	10.14	0.00	10.14	32.58	26.11	21,040	275
Capitamall Trust *	Rental	Retail	3.90	2,156	0.34	0.84	3.16	33.97	37.65	59.61	-6.10	14.71	0.00	14.71	38.35	21.08	3,763	123
Ascendas REIT *	Rental	Industrial	2.73	1,713	0.27	0.66	4.77	-NA-	26.62	33.04	-6.00	16.17	0.00	16.17	5.94	26.90	2,642	108
Keppel Land	Non-Rental	Diversified	8.30	1,408	0.22	0.55	0.72	57.52	72.30	68.55	-5.14	7.79	0.00	7.79	21.16	31.51	6,082	304
CapitaCommercial Trust *	Rental	Office	2.84	1,388	0.22	0.54	2.44	-NA-	38.79	31.64	-1.63	12.70	0.00	12.70	11.04	23.88	2,086	106
Suntec REIT *	Rental	Diversified	1.95	1,314	0.21	0.51	4.07	-NA-	-NA-	38.50	2.68	10.17	0.00	10.17	11.19	-NA-	3,254	174
Wing Tai Holdings	Non-Rental	Diversified	3.86	979	0.15	0.38	0.62	47.78	63.70	107.41	-3.02	10.92	0.00	10.92	69.30	34.34	1,714	123
Singapore Land	Non-Rental	Diversified	10.20	794	0.13	0.31	1.61	28.17	33.09	32.48	-10.53	3.03	0.00	3.03	20.93	24.33	753	67
Allgreen Properties	Non-Rental	Diversified	1.92	716	0.11	0.28	1.71	27.42	41.13	84.91	-8.13	12.28	0.00	12.28	49.62	29.05	1,700	167
Mapletree Logistics Trust *	Rental	Industrial	1.25	492	0.08	0.19	4.67	-NA-	-NA-	42.31	-9.73	7.76	0.00	7.76	10.11	-NA-	817	117
Guocoland	Non-Rental	Diversified	5.10	429	0.07	0.17	1.38	-NA-	-NA-	146.68	19.44	7.14	0.00	7.14	124.12	-NA-	973	160
Singapore Total				16,760	2.64	6.50	2.08											

* -5 & -3 Years Total Returns are annualised

CONTACT DETAILS:

EPRA: Schiphol Boulevard 283, 1118 BH Schiphol Airport, The Netherlands, T +31 20 405 3830, F +31 20 405 3840, E info@epra.com, W www.epra.com
NAREIT: 1875 Eye Street, N.W., Suite 600, Washington D.C. 20006, USA, T +1 202 739 9400, F + 1 202 739 9401, E i

EPRA/NAREIT Asia Index - Stock Performance

Index Constituents	Investment Focus	Sector	Local Price 28-Sep	Free Float Mkt Cap EUR (m) 28-Sep	Free Float Global Wght (%) 28-Sep	Free Float Asia Wght (%) 28-Sep	Div Yld (%) 28-Sep	Total Rtn (%) - 5 Yrs	Total Rtn (%) - 3 Yrs	Total Rtn (%) - 1 Yr	Total Rtn (%) QTD	Price Rtn (%) Sep-07	Dividend Rtn (%) Sep-07	Total Rtn (%) Sep-07	Total Rtn (%) YTD	36 Mths Vity (%)	Turnover 3 month Annualised USD (m)	Annual Velocity (%)
Mitsubishi Estate	Non-Rental	Diversified	3290	20,691	3.26	8.03	0.43	27.96	42.42	28.06	-1.55	6.13	0.26	6.39	7.27	33.46	57,568	196
Mitsui Fudosan	Non-Rental	Diversified	3190	17,190	2.71	6.67	0.44	26.73	41.15	19.33	-7.54	5.28	0.30	5.58	10.29	26.16	44,864	184
Sumitomo Realty & Dev	Non-Rental	Diversified	4040	11,759	1.85	4.56	0.35	42.37	51.42	16.83	0.70	6.60	0.21	6.81	6.13	33.12	46,116	276
Nippon Building Fund *	Rental	Office	1670000	5,187	0.82	2.01	2.34	27.29	26.95	42.33	-2.34	12.08	0.00	12.08	6.91	20.77	12,022	163
Japan Real Estate *	Rental	Office	1380000	3,459	0.54	1.34	2.52	24.63	19.12	41.58	-3.56	6.98	1.42	8.40	10.61	17.34	7,069	144
Tokyu Land	Non-Rental	Diversified	1153	2,809	0.44	1.09	0.61	44.25	57.89	3.71	-11.92	7.96	0.33	8.29	3.52	37.95	10,046	251
Japan Retail Fund *	Rental	Retail	1000000	2,363	0.37	0.92	3.26	19.77	9.81	20.29	-3.69	5.26	0.00	5.26	7.89	18.36	4,250	126
Tokyo Tatemono	Non-Rental	Office	1465	2,137	0.34	0.83	0.68	48.31	39.71	11.30	-4.68	-4.31	0.00	-4.31	11.01	25.37	9,207	303
Nomura Real Estate Office Fur	Rental	Office	1200000	1,951	0.31	0.76	2.72	-NA-	-NA-	26.72	-9.77	9.09	0.00	9.09	10.09	-NA-	3,419	123
NTT Urban Development	Non-Rental	Office	238000	1,915	0.30	0.74	0.42	-NA-	-NA-	26.59	-0.21	14.42	0.24	14.66	3.91	-NA-	6,602	242
Japan Prime Realty Inv. *	Rental	Office	479000	1,816	0.29	0.70	2.90	21.45	18.81	39.55	-0.42	1.27	0.00	1.27	12.44	14.37	2,569	100
Aeon Mall Co Ltd	Rental	Retail	3510	1,550	0.24	0.60	0.43	42.71	31.71	13.94	-6.99	0.57	0.00	0.57	5.80	28.77	3,724	169
ORIX JREIT *	Rental	Office	784000	1,080	0.17	0.42	3.97	15.26	9.50	10.62	-17.35	-1.51	0.00	-1.51	3.54	23.92	1,873	122
Kenedix Realty Investment*	Rental	Diversified	800000	978	0.15	0.38	3.43	-NA-	-NA-	34.86	-13.33	3.36	0.00	3.36	18.37	-NA-	1,195	86
Tokyu REIT *	Rental	Diversified	1120000	868	0.14	0.34	2.55	-NA-	21.27	26.43	-4.71	2.75	0.00	2.75	10.38	21.50	2,021	164
Nippon Commercial Investmen	Rental	Diversified	499000	785	0.12	0.30	1.92	-NA-	-NA-	-NA-	-6.90	10.15	0.00	10.15	2.46	-NA-	1,449	130
United Urban Investment *	Rental	Diversified	791000	774	0.12	0.30	4.39	-NA-	7.50	22.76	-14.67	-2.71	0.00	-2.71	3.24	19.77	867	79
Heiwa Real Estate	Non-Rental	Diversified	794	708	0.11	0.27	1.26	25.05	32.46	9.82	-10.95	-2.66	0.86	-1.81	19.92	32.28	2,311	230
Mori Trust Sogo REIT*	Rental	Office	1370000	670	0.11	0.26	3.05	-NA-	-NA-	36.60	-0.79	3.01	1.43	4.44	25.63	-NA-	1,934	203
Toc Co	Non-Rental	Office	1057	663	0.10	0.26	0.57	30.33	37.78	70.50	-16.50	9.19	0.36	9.56	76.75	40.47	2,100	223
Daibiru Corp	Non-Rental	Office	1446	517	0.08	0.20	0.66	19.72	25.08	21.19	-15.15	1.26	0.35	1.61	12.31	36.18	1,021	139
Premier Investment Co. *	Rental	Diversified	831000	515	0.08	0.20	3.78	16.94	10.67	24.41	-30.17	1.96	0.00	1.96	11.69	24.55	702	96
Goldcrest	Non-Rental	Residential	5280	462	0.07	0.18	1.14	24.89	19.05	-16.69	-15.77	0.57	0.67	1.24	-13.03	39.27	2,268	345
Japan Total				80,846	12.74	31.37	1.05											

* -5 & -3 Years Total Returns are annualised

CONTACT DETAILS:

EPRA: Schiphol Boulevard 283, 1118 BH Schiphol Airport, The Netherlands, T +31 20 405 3830, F +31 20 405 3840, E info@epra.com, W www.epra.com
NAREIT: 1875 Eye Street, N.W., Suite 600, Washington D.C. 20006, USA, T +1 202 739 9400, F +1 202 739 9401, E info@nareit.com, W www.nareit.com

EPRA/NAREIT Asia Index - Index Performance

Gross Total Return			Free	Free	Div	Total	Total	Total	Total	Total	Total	36 Mths
Index Description	Curr	Close Value	Mkt Cap	Mkt Cap	Yld (%)	Rtn (%)	Rtn (%)	Rtn (%)	Rtn (%)	Rtn (%)	Rtn (%)	Vility (%)
		Sep/07	Ccy (m)	(%) Weight	Sep/07	- 5 Yrs	- 3 Yrs	- 1 Yr	QTD	Sep/07	YTD	
Asia	EUR	2,311.31	257,679.89	100.00	2.66	23.51	28.42	27.43	4.76	6.70	14.28	12.20
Pure Asia	EUR	2,383.57	221,846.70	86.09	2.2	24.28	29.74	27.55	4.34	6.60	14.49	12.85
Asia ex Australia	EUR	2,071.33	176,899.18	68.65	0.13	-NA-	-NA-	-NA-	4.89	6.78	-NA-	-NA-
Asia Dividend+	EUR	1,890.66	159,432.55	61.87	-NA-	-NA-	-NA-	-NA-	-NA-	-NA-	-NA-	-NA-
Australia	EUR	2,957.23	80,780.71	31.35	5.34	22.87	24.07	26.95	4.40	6.50	9.99	11.77
Pure Australia	EUR	3,088.49	44,947.52	17.44	5.2	23.95	25.88	27.08	2.21	5.89	7.88	11.66
Japan	EUR	2,517.42	80,845.91	31.37	1.05	20.30	29.33	11.66	- 3.13	2.39	3.58	23.57
Hong Kong	EUR	1,930.78	78,744.37	30.56	1.67	25.92	29.95	45.84	18.92	11.84	33.19	16.07
Singapore	EUR	1,895.89	16,760.34	6.50	2.08	33.98	45.56	49.08	- 4.23	9.02	23.20	18.73
New Zealand	EUR	1,508.64	548.56	0.21	5.75	-NA-	-NA-	13.14	- 18.38	3.23	- 4.05	-NA-
Asia	USD	3,251.70	366,459.82	100.00	2.66	32.94	34.35	43.06	10.32	11.31	23.26	12.76
Pure Asia	USD	3,353.14	315,499.60	86.09	2.2	33.76	35.74	43.20	9.88	11.21	23.48	13.45
Asia ex Australia	USD	2,254.75	251,577.43	68.65	0.13	-NA-	-NA-	-NA-	10.45	11.39	-NA-	-NA-
Asia Dividend+	USD	2,220.96	226,737.23	61.87	-NA-	-NA-	-NA-	4.82	2.48	4.32	- 4.17	-NA-
Australia	USD	4,195.96	114,882.40	31.35	5.34	32.15	29.80	42.53	9.93	11.10	18.62	12.99
Pure Australia	USD	4,382.20	63,922.18	17.44	5.2	33.31	31.69	42.67	7.62	10.47	16.35	13.52
Japan	USD	3,571.92	114,975.13	31.37	1.05	29.39	35.31	25.35	2.00	6.81	11.71	22.45
Hong Kong	USD	2,739.54	111,986.42	30.56	1.67	35.43	35.95	63.73	25.22	16.67	43.64	18.31
Singapore	USD	2,690.04	23,835.73	6.50	2.08	44.10	52.29	67.36	0.85	13.73	32.87	20.35
New Zealand	USD	1,578.45	780.14	0.21	5.75	-NA-	-NA-	39.55	- 14.05	7.69	16.82	-NA-
Asia	GBP	2,572.17	179,869.48	100.00	2.66	26.23	29.15	31.17	8.64	10.20	18.40	13.63
Pure Asia	GBP	2,652.41	154,856.67	86.09	2.2	27.01	30.48	31.29	8.20	10.10	18.62	14.37
Asia ex Australia	GBP	1,783.56	123,481.75	68.65	0.13	-NA-	-NA-	-NA-	8.77	10.28	-NA-	-NA-
Asia Dividend+	GBP	1,953.96	111,289.43	61.87	-NA-	-NA-	-NA-	-NA-	-NA-	-NA-	-NA-	-NA-
Australia	GBP	3,319.10	56,387.73	31.35	5.34	25.48	24.77	30.68	8.26	9.99	13.95	12.70
Pure Australia	GBP	3,466.43	31,374.92	17.44	5.2	26.58	26.59	30.80	5.99	9.37	11.77	12.85
Japan	GBP	2,825.47	56,433.24	31.37	1.05	22.86	30.07	14.93	0.45	5.75	7.31	24.31
Hong Kong	GBP	2,167.04	54,966.29	30.56	1.67	28.60	30.68	50.11	23.32	15.51	37.98	17.62
Singapore	GBP	2,127.88	11,699.29	6.50	2.08	36.83	46.39	53.45	- 0.69	12.59	27.64	20.03
New Zealand	GBP	1,487.33	382.92	0.21	5.75	-NA-	-NA-	16.46	- 15.36	6.62	- 0.59	-NA-

* -5 & -3 Years Total Returns are annualised

CONTACT DETAILS:

EPRA: Schiphol Boulevard 283, 1118 BH Schiphol Airport, The Netherlands, T +31 20 405 3830, F +31 20 405 3840, E info@epra.com, W www.epra.com
 NAREIT: 1875 Eye Street, N.W., Suite 600, Washington D.C. 20006, USA, T +1 202 739 9400, F + 1 202 739 9401, E info@nareit.com, W www.nareit.com

EPRA/NAREIT Asia Index - Index Performance

Gross Total Return			Free	Free	Div	Total	Total	Total	Total	Total	Total	36 Mths
Index Description	Curr	Close Value	Float	Float	Yld (%)	Rtn (%)	Rtn (%)	Rtn (%)	Rtn (%)	Rtn (%)	Rtn (%)	Vility (%)
		Sep/07	Mkt Cap	Mkt Cap	Sep/07	- 5 Yrs	- 3 Yrs	- 1 Yr	QTD	Sep/07	YTD	
			Ccy (m)	(%) Weight								
			Sep/07	Sep/07								
Asia	JPY	3,653.89	42,148,376.66	100.00	2.66	31.44	36.28	39.37	2.74	10.45	18.97	13.76
Pure Asia	JPY	3,767.88	36,287,186.73	86.09	2.2	32.25	37.68	39.50	2.33	10.35	19.19	14.43
Asia ex Australia	JPY	2,533.63	28,935,177.76	68.65	0.13	-NA-	-NA-	-NA-	2.87	10.53	-NA-	-NA-
Asia Dividend+	JPY	2,305.24	26,078,182.30	61.87	-NA-	-NA-	-NA-	-NA-	-NA-	-NA-	-NA-	-NA-
Australia	JPY	4,714.95	13,213,198.90	31.35	5.34	30.66	31.66	38.85	2.38	10.23	14.50	13.59
Pure Australia	JPY	4,924.23	7,352,008.97	17.44	5.2	31.80	33.58	38.98	0.23	9.61	12.31	13.96
Japan	JPY	4,036.49	13,223,864.89	31.37	1.05	27.92	37.25	22.11	- 5.00	5.98	7.83	23.55
Hong Kong	JPY	3,078.39	12,880,118.11	30.56	1.67	33.90	37.90	59.50	16.62	15.77	38.65	18.20
Singapore	JPY	3,022.76	2,741,467.04	6.50	2.08	42.47	54.47	63.04	- 6.08	12.84	28.26	21.68
New Zealand	JPY	1,771.70	89,727.73	0.21	5.75	-NA-	-NA-	23.74	- 19.95	6.85	- 0.11	-NA-
Australia	AUD	3,146.74	129,818.26	31.35	5.34	19.96	21.42	20.18	5.38	2.13	5.64	10.93
Australia Hedged	USD	1,578.13	114,882.40	12.73	0.13	-NA-	-NA-	18.65	4.87	2.24	4.39	-NA-
Pure Australia	AUD	3,286.71	72,232.70	17.44	5.2	21.01	23.20	20.31	3.17	1.56	3.62	11.25
Hong Kong	HKD	2,755.78	869,983.30	30.56	1.67	35.35	35.78	63.23	24.43	16.25	43.48	18.18
Singapore	SGD	2,407.73	35,382.96	6.50	2.08	38.99	46.03	56.61	- 2.12	10.79	28.55	18.30
New Zealand	NZD	1,509.07	1,032.48	0.21	5.75	-NA-	-NA-	9.75	- 12.12	-	- 3.45	-NA-

* -5 & -3 Years Total Returns are annualised

CONTACT DETAILS:

EPRA: Schiphol Boulevard 283, 1118 BH Schiphol Airport, The Netherlands, T +31 20 405 3830, F +31 20 405 3840, E info@epra.com, W www.epra.com
 NAREIT: 1875 Eye Street, N.W., Suite 600, Washington D.C. 20006, USA, T +1 202 739 9400, F + 1 202 739 9401, E info@nareit.com, W www.nareit.com

EPRA/NAREIT Asia Index - Index Performance

Net Total Return			Free	Free	Div	Total	Total	Total	Total	Total	Total	Total
Index Description	Curr	Close Value	Float	Float	Yld (%)	Rtn (%)	Rtn (%)	Rtn (%)	Rtn (%)	Rtn (%)	Rtn (%)	36 Mths
		Sep/07	Mkt Cap	Mkt Cap	Sep/07	- 5 Yrs	- 3 Yrs	- 1 Yr	QTD	Sep/07	YTD	Vlity (%)
			Ccy (m)	(%) Weight	Sep/07							
Asia	EUR	2,311.85	257,679.89	100.00	2.64	-NA-	-NA-	-NA-	4.75	6.70	-NA-	-NA-
Pure Asia	EUR	2,384.22	221,846.70	86.09	2.18	-NA-	-NA-	-NA-	4.33	6.60	-NA-	-NA-
Asia ex Australia	EUR	2,072.06	176,899.18	68.65	0.13	-NA-	-NA-	-NA-	4.88	6.77	-NA-	-NA-
Australia	EUR	2,957.23	80,780.71	31.35	5.34	-NA-	-NA-	-NA-	4.40	6.50	-NA-	-NA-
Pure Australia	EUR	3,088.49	44,947.52	17.44	0.13	-NA-	-NA-	-NA-	2.21	5.89	-NA-	-NA-
Hong Kong	EUR	1,930.78	78,744.37	30.56	1.67	-NA-	-NA-	-NA-	18.92	11.84	-NA-	-NA-
Japan	EUR	2,511.90	80,845.91	31.37	0.98	-NA-	-NA-	-NA-	- 3.16	2.37	-NA-	-NA-
New Zealand	EUR	1,518.70	548.56	0.21	6.01	-NA-	-NA-	-NA-	- 18.38	3.23	-NA-	-NA-
Singapore	EUR	1,929.60	16,760.34	6.50	0.13	-NA-	-NA-	-NA-	- 4.23	9.02	-NA-	-NA-
Asia	USD	3,252.46	366,459.82	100.00	2.64	-NA-	-NA-	-NA-	10.31	11.31	-NA-	-NA-
Pure Asia	USD	3,354.05	315,499.60	86.09	2.18	-NA-	-NA-	-NA-	9.87	11.20	-NA-	-NA-
Asia ex Australia	USD	2,255.54	251,577.43	68.65	0.13	-NA-	-NA-	-NA-	10.44	11.38	-NA-	-NA-
Australia	USD	4,195.96	114,882.40	31.35	5.34	-NA-	-NA-	-NA-	9.93	11.10	-NA-	-NA-
Pure Australia	USD	4,382.20	63,922.18	17.44	0.13	-NA-	-NA-	-NA-	7.62	10.47	-NA-	-NA-
Hong Kong	USD	2,739.54	111,986.42	30.56	1.67	-NA-	-NA-	-NA-	25.22	16.67	-NA-	-NA-
Japan	USD	3,564.09	114,975.13	31.37	0.98	-NA-	-NA-	-NA-	1.98	6.79	-NA-	-NA-
New Zealand	USD	1,588.98	780.14	0.21	6.01	-NA-	-NA-	-NA-	- 14.05	7.69	-NA-	-NA-
Singapore	USD	2,737.88	23,835.73	6.50	0.13	-NA-	-NA-	-NA-	0.85	13.73	-NA-	-NA-
Asia	GBP	2,572.77	179,869.48	100.00	2.64	-NA-	-NA-	-NA-	8.63	10.20	-NA-	-NA-
Pure Asia	GBP	2,653.13	154,856.67	86.09	2.18	-NA-	-NA-	-NA-	8.19	10.09	-NA-	-NA-
Asia ex Australia	GBP	1,784.19	123,481.75	68.65	0.13	-NA-	-NA-	-NA-	8.75	10.27	-NA-	-NA-
Australia	GBP	3,319.10	56,387.73	31.35	5.34	-NA-	-NA-	-NA-	8.26	9.99	-NA-	-NA-
Pure Australia	GBP	3,466.43	31,374.92	17.44	0.13	-NA-	-NA-	-NA-	5.99	9.37	-NA-	-NA-
Hong Kong	GBP	2,167.04	54,966.29	30.56	1.67	-NA-	-NA-	-NA-	23.32	15.51	-NA-	-NA-
Japan	GBP	2,819.28	56,433.24	31.37	0.98	-NA-	-NA-	-NA-	0.42	5.73	-NA-	-NA-
New Zealand	GBP	1,497.25	382.92	0.21	6.01	-NA-	-NA-	-NA-	- 15.36	6.62	-NA-	-NA-
Singapore	GBP	2,165.73	11,699.29	6.50	0.13	-NA-	-NA-	-NA-	- 0.69	12.59	-NA-	-NA-

* -5 & -3 Years Total Returns are annualised

CONTACT DETAILS:

EPRA: Schiphol Boulevard 283, 1118 BH Schiphol Airport, The Netherlands, T +31 20 405 3830, F +31 20 405 3840, E info@epra.com, W www.epra.com
NAREIT: 1875 Eye Street, N.W., Suite 600, Washington D.C. 20006, USA, T +1 202 739 9400, F + 1 202 739 9401, E info@nareit.com, W www.nareit.com

EPRA/NAREIT Asia Index - Index Performance

Net Total Return			Free	Free	Div	Total	Total	Total	Total	Total	Total	36 Mths
Index Description	Curr	Close Value	Float	Float	Yld (%)	Rtn (%)	Rtn (%)	Rtn (%)	Rtn (%)	Rtn (%)	Rtn (%)	Vlity (%)
		Sep/07	Mkt Cap	Mkt Cap	Sep/07	- 5 Yrs	- 3 Yrs	- 1 Yr	QTD	Sep/07	YTD	
			Ccy (m)	(%) Weight	Sep/07							
Asia	JPY	3,654.74	42,148,376.66	100.00	2.64	-NA-	-NA-	-NA-	2.73	10.44	-NA-	-NA-
Pure Asia	JPY	3,768.90	36,287,186.73	86.09	2.18	-NA-	-NA-	-NA-	2.32	10.34	-NA-	-NA-
Asia ex Australia	JPY	2,534.52	28,935,177.76	68.65	0.13	-NA-	-NA-	-NA-	2.85	10.52	-NA-	-NA-
Australia	JPY	4,714.95	13,213,198.90	31.35	5.34	-NA-	-NA-	-NA-	2.38	10.23	-NA-	-NA-
Pure Australia	JPY	4,924.23	7,352,008.97	17.44	0.13	-NA-	-NA-	-NA-	0.23	9.61	-NA-	-NA-
Hong Kong	JPY	3,078.39	12,880,118.11	30.56	1.67	-NA-	-NA-	-NA-	16.62	15.77	-NA-	-NA-
Japan	JPY	4,027.63	13,223,864.89	31.37	0.98	-NA-	-NA-	-NA-	-	5.03	5.96	-NA-
New Zealand	JPY	1,783.51	89,727.73	0.21	6.01	-NA-	-NA-	-NA-	-	19.95	6.85	-NA-
Singapore	JPY	3,076.52	2,741,467.04	6.50	0.13	-NA-	-NA-	-NA-	-	6.08	12.84	-NA-
Australia	AUD	3,146.74	129,818.26	31.35	5.34	-NA-	-NA-	-NA-	5.38	2.13	-NA-	-NA-
Pure Australia	AUD	3,286.71	72,232.70	17.44	0.13	-NA-	-NA-	-NA-	3.17	1.56	-NA-	-NA-
Hong Kong	HKD	2,755.78	869,983.30	30.56	1.67	-NA-	-NA-	-NA-	24.43	16.25	-NA-	-NA-
New Zealand	NZD	1,519.14	1,032.48	0.21	6.01	-NA-	-NA-	-NA-	-	12.12	-	-NA-
Singapore	SGD	2,450.55	35,382.96	6.50	0.13	-NA-	-NA-	-NA-	-	2.12	10.79	-NA-

* -5 & -3 Years Total Returns are annualised

CONTACT DETAILS:

EPRA: Schiphol Boulevard 283, 1118 BH Schiphol Airport, The Netherlands, T +31 20 405 3830, F +31 20 405 3840, E info@epra.com, W www.epra.com
 NAREIT: 1875 Eye Street, N.W., Suite 600, Washington D.C. 20006, USA, T +1 202 739 9400, F + 1 202 739 9401, E info@nareit.com, W www.nareit.com

EPRA/NAREIT Asia Index - Index Performance

Price Return			Free Float	Free Float	Div	Total	Total	Total	Total	Total	Total	36 Mths
Index Description	Curr	Close Value	Mkt Cap	Mkt Cap	Yld (%)	Rtn (%)	Rtn (%)	Rtn (%)	Rtn (%)	Rtn (%)	Rtn (%)	Vlty (%)
		Sep/07	Ccy (m)	(%) Weight	Sep/07	- 5 Yrs	- 3 Yrs	- 1 Yr	QTD	Sep/07	YTD	
Asia	EUR	1,770.23	257,679.89	100.00	0	19.12	24.18	23.79	4.12	6.46	12.03	12.07
Pure Asia	EUR	1,852.80	221,846.70	86.09	0	20.21	26.08	24.45	3.95	6.38	12.76	12.67
Asia ex Australia	EUR	1,973.71	176,899.18	68.65	0	-NA-	-NA-	-NA-	4.57	6.60	-NA-	-NA-
Asia Dividend+	EUR	1,805.81	159,432.55	61.87	0	-NA-	-NA-	-NA-	-NA-	-NA-	-NA-	-NA-
Australia	EUR	1,816.92	80,780.71	31.35	0	15.40	16.69	20.14	3.09	6.13	5.72	11.52
Pure Australia	EUR	1,903.60	44,947.52	17.44	0	16.49	18.52	20.47	1.58	5.47	4.45	11.08
Japan	EUR	2,319.71	80,845.91	31.37	0	18.88	27.89	10.53	- 3.51	2.10	2.71	23.48
Hong Kong	EUR	1,565.02	78,744.37	30.56	0	22.46	26.70	42.32	18.69	11.72	31.53	15.87
Singapore	EUR	1,534.64	16,760.34	6.50	0	29.82	41.50	45.61	- 4.69	9.02	21.05	18.74
New Zealand	EUR	1,302.99	548.56	0.21	0	-NA-	-NA-	7.36	- 18.38	3.23	- 6.44	-NA-
Asia	USD	2,488.26	366,459.82	100.00	0	28.20	29.91	38.97	9.64	11.06	20.83	12.66
Pure Asia	USD	2,604.33	315,499.60	86.09	0	29.38	31.90	39.72	9.47	10.97	21.61	13.30
Asia ex Australia	USD	2,148.41	251,577.43	68.65	0	-NA-	-NA-	-NA-	10.11	11.21	-NA-	-NA-
Asia Dividend+	USD	2,121.28	226,737.23	61.87	0	-NA-	-NA-	0.87	1.42	3.84	- 6.85	-NA-
Australia	USD	2,578.00	114,882.40	31.35	0	24.12	22.08	34.88	8.56	10.71	14.01	12.89
Pure Australia	USD	2,700.98	63,922.18	17.44	0	25.28	23.99	35.25	6.96	10.03	12.65	13.22
Japan	USD	3,291.38	114,975.13	31.37	0	27.85	33.80	24.09	1.60	6.51	10.77	22.37
Hong Kong	USD	2,220.58	111,986.42	30.56	0	31.71	32.55	59.78	24.98	16.55	41.86	18.04
Singapore	USD	2,177.48	23,835.73	6.50	0	39.62	48.04	63.48	0.37	13.73	30.55	20.43
New Zealand	USD	1,363.28	780.14	0.21	0	-NA-	-NA-	20.52	- 14.05	7.69	0.90	-NA-
Asia	GBP	1,968.27	179,869.48	100.00	0	21.73	24.88	27.41	7.97	9.96	16.07	13.45
Pure Asia	GBP	2,060.08	154,856.67	86.09	0	22.85	26.79	28.10	7.80	9.87	16.82	14.13
Asia ex Australia	GBP	1,699.44	123,481.75	68.65	0	-NA-	-NA-	-NA-	8.43	10.10	-NA-	-NA-
Asia Dividend+	GBP	1,866.26	111,289.43	61.87	0	-NA-	-NA-	-NA-	-NA-	-NA-	-NA-	-NA-
Australia	GBP	2,039.26	56,387.73	31.35	0	17.86	17.35	23.67	6.91	9.61	9.52	12.36
Pure Australia	GBP	2,136.54	31,374.92	17.44	0	18.96	19.19	24.01	5.33	8.94	8.21	12.11
Japan	GBP	2,603.56	56,433.24	31.37	0	21.40	28.61	13.77	0.05	5.45	6.41	24.20
Hong Kong	GBP	1,756.53	54,966.29	30.56	0	25.07	27.41	46.49	23.08	15.39	36.27	17.40
Singapore	GBP	1,722.44	11,699.29	6.50	0	32.57	42.30	49.88	- 1.16	12.59	25.41	20.10
New Zealand	GBP	1,284.59	382.92	0.21	0	-NA-	-NA-	10.50	- 15.36	6.62	- 3.07	-NA-

* -5 & -3 Years Total Returns are annualised

CONTACT DETAILS:

EPRA: Schiphol Boulevard 283, 1118 BH Schiphol Airport, The Netherlands, T +31 20 405 3830, F +31 20 405 3840, E info@epra.com, W www.epra.com
NAREIT: 1875 Eye Street, N.W., Suite 600, Washington D.C. 20006, USA, T +1 202 739 9400, F + 1 202 739 9401, E info@nareit.com, W www.nareit.com

EPRA/NAREIT Asia Index - Index Performance

Price Return			Free	Free									
Index Description	Curr	Close Value Sep/07	Float Mkt Cap Ccy (m) Sep/07	Float Mkt Cap (%) Weight Sep/07	Div Yld (%) Sep/07	Total Rtn (%) - 5 Yrs	Total Rtn (%) - 3 Yrs	Total Rtn (%) - 1 Yr	Total Rtn (%) QTD	Total Rtn (%) Sep/07	Total Rtn (%) YTD	36 Mths Vlty (%)	
Asia	JPY	2,796.03	42,148,376.66	100.00	0	26.76	31.77	35.38	2.12	10.20	16.63	13.55	
Pure Asia	JPY	2,926.45	36,287,186.73	86.09	0	27.92	33.79	36.11	1.95	10.11	17.38	14.16	
Asia ex Australia	JPY	2,414.14	28,935,177.76	68.65	0	-NA-	-NA-	-NA-	2.55	10.34	-NA-	-NA-	
Asia Dividend+	JPY	2,201.78	26,078,182.30	61.87	0	-NA-	-NA-	-NA-	-NA-	-NA-	-NA-	-NA-	
Australia	JPY	2,896.86	13,213,198.90	31.35	0	22.72	23.83	31.40	1.10	9.85	10.05	13.24	
Pure Australia	JPY	3,035.05	7,352,008.97	17.44	0	23.87	25.77	31.76	- 0.38	9.18	8.73	13.22	
Japan	JPY	3,726.57	13,223,864.89	31.37	0	26.43	35.71	20.88	- 5.37	5.69	6.92	23.43	
Hong Kong	JPY	2,495.23	12,880,118.11	30.56	0	30.22	34.45	55.65	16.40	15.65	36.93	17.90	
Singapore	JPY	2,446.80	2,741,467.04	6.50	0	38.04	50.15	59.25	- 6.53	12.84	26.01	21.78	
New Zealand	JPY	1,530.19	89,727.73	0.21	0	-NA-	-NA-	17.41	- 19.95	6.85	- 2.61	-NA-	
Australia	AUD	1,931.90	129,818.26	31.35	0	12.65	14.20	13.74	4.08	1.78	1.55	10.38	
Australia Hedged	USD	1,351.40	114,882.40	31.35	0	-NA-	-NA-	12.22	3.57	1.85	0.29	-NA-	
Pure Australia	AUD	2,023.80	72,232.70	17.44	0	13.70	15.98	14.06	2.54	1.15	0.33	10.59	
Hong Kong	HKD	2,234.38	869,983.30	30.56	0	31.64	32.38	59.29	24.19	16.13	41.70	17.91	
Singapore	SGD	1,952.53	35,382.96	6.50	0	34.72	41.95	52.97	- 2.59	10.79	26.31	18.40	
New Zealand	NZD	1,303.20	1,032.48	0.21	0	-NA-	-NA-	4.14	- 12.12	-	- 5.84	-NA-	

* -5 & -3 Years Total Returns are annualised

CONTACT DETAILS:

EPRA: Schiphol Boulevard 283, 1118 BH Schiphol Airport, The Netherlands, T +31 20 405 3830, F +31 20 405 3840, E info@epra.com, W www.epra.com
NAREIT: 1875 Eye Street, N.W., Suite 600, Washington D.C. 20006, USA, T +1 202 739 9400, F + 1 202 739 9401, E info@nareit.com, W www.nareit.com

EPRA/NAREIT Asia Index - Asset Class Comparison

Gross Total Return			12 Mths Estimated Div	Total	Total	Total	Total	Total	Total	36 Mths
Index Description	Curr	Close Value 28-Sep	Yld (%) 28-Sep	Rtn (%) - 5 Yrs	Rtn (%) - 3 Yrs	Rtn (%) - 1 Yr	Rtn (%) QTD	Rtn (%) 28-Sep	Rtn (%) YTD	Vlty (%)
Asia Real Estate	Local	2,695.81	2.66	27.07	31.63	33.72	5.85	7.91	17.26	11.87
Asia FTSE	Local	331.70	2.46	19.91	24.02	24.48	3.27	5.49	14.53	11.07
Japan Real Estate	JPY	4,036.49	1.05	27.92	37.25	22.11	-5.00	5.98	7.83	23.55
Japan FTSE	JPY	132.36	1.27	13.56	16.23	2.60	-8.34	1.14	-2.63	13.59
Japan JP Morgan Bonds	JPY	226.39	-NA-	0.81	0.98	1.58	1.63	-0.06	1.21	1.83
Australia Real Estate	AUD	3,146.74	5.34	19.96	21.42	20.18	5.38	2.13	5.64	10.93
Australia FTSE	AUD	1,241.36	4.90	22.48	27.54	32.38	6.38	5.56	20.19	9.57
Australia JP Morgan Bonds	AUD	586.17	-NA-	4.64	4.18	2.70	1.65	-0.63	3.11	2.42
Hong Kong Real Estate	HKD	2,755.78	1.67	35.35	35.78	63.23	24.43	16.25	43.48	18.18
Hong Kong FTSE	HKD	1,801.75	4.11	31.78	36.31	67.90	26.86	15.44	44.24	14.82
Hong Kong JP Morgan Bonds	HKD	139.81	-NA-	3.21	2.69	3.47	2.84	1.10	1.95	3.31
Singapore Real Estate	SGD	2,407.73	2.08	38.99	46.03	56.61	-2.12	10.79	28.55	18.30
Singapore FTSE	SGD	609.18	4.52	26.74	29.20	53.25	4.84	8.95	29.36	11.45
Singapore JP Morgan Bonds	SGD	138.11	-NA-	3.36	3.55	5.87	1.56	1.23	4.62	2.61
New Zealand Real Estate	NZD	1,509.07	5.75	-NA-	-NA-	9.75	-12.12	0.00	-3.45	-NA-
New Zealand FTSE	NZD	238.55	5.89	14.39	12.27	21.36	1.16	5.74	6.01	12.87
New Zealand JP Morgan Bonds	NZD	239.88	-NA-	5.68	5.69	4.17	3.74	0.85	3.51	2.31

* -5 & -3 Years Total Returns are annualised

CONTACT DETAILS:

EPRA: Schiphol Boulevard 283, 1118 BH Schiphol Airport, The Netherlands, T +31 20 405 3830, F +31 20 405 3840, E info@epra.com, W www.epra.com
 NAREIT: 1875 Eye Street, N.W., Suite 600, Washington D.C. 20006, USA, T +1 202 739 9400, F +1 202 739 9401, E info@nareit.com, W www.nareit.com

EPRA/NAREIT Asia Index - Top 20 Constituents:**28-Sep**

Company	Investment Focus	Sector	Country	Free Float Mkt Cap (EUR m) 28-Sep	Free Float Asia (%) Weight 28-Sep
Westfield Group *	Rental	Retail	AU	26,015	10.10
Sun Hung Kai Props	Non-Rental	Diversified	HK	22,153	8.60
Mitsubishi Estate	Non-Rental	Diversified	JP	20,691	8.03
Mitsui Fudosan	Non-Rental	Diversified	JP	17,190	6.67
Sumitomo Realty & Dev	Non-Rental	Diversified	JP	11,759	4.56
Stockland Trust Group *	Non-Rental	Diversified	AU	8,123	3.15
Goodman Group *	Rental	Industrial	AU	7,278	2.82
Hang Lung Properties	Non-Rental	Diversified	HK	6,524	2.53
GPT Group *	Rental	Diversified	AU	6,479	2.51
China Overseas Land	Non-Rental	Residential	HK	5,921	2.30
Hongkong Land Hldgs	Rental	Office	HK	5,471	2.12
New World Development	Non-Rental	Diversified	HK	5,388	2.09
Capitaland	Non-Rental	Diversified	SG	5,371	2.08
Nippon Building Fund *	Rental	Office	JP	5,187	2.01
Henderson Land Dev	Non-Rental	Diversified	HK	4,336	1.68
Sino Land	Non-Rental	Diversified	HK	4,019	1.56
Country Garden Holdings	Non-Rental	Diversified	HK	3,915	1.52
Centro Properties Group *	Rental	Retail	AU	3,876	1.50
DB RREEF Trust *	Rental	Diversified	AU	3,620	1.40
Japan Real Estate *	Rental	Office	JP	3,459	1.34

EPRA/NAREIT Asia Index - Country B/down:**28-Sep**

Country Index	Number of Constituents 28-Sep	Free Float Mkt Cap (EUR m) 28-Sep	Free Float Asia (%) Weight 28-Sep
EPRA/NAREIT Australia	25	80,781	31.35%
EPRA/NAREIT Japan	23	80,846	31.37%
EPRA/NAREIT Hong Kong	21	78,744	30.56%
EPRA/NAREIT Singapore	11	16,760	6.50%
EPRA/NAREIT New Zealand	1	549	0.21%
EPRA/NAREIT Asia	81	257,680	100.00%

CONTACT DETAILS:

EPRA: Schiphol Boulevard 283, 1118 BH Schiphol Airport, The Netherlands, T +31 20 405 3830, F +31 20 405 3840, E info@epra.com, W www.epra.com
NAREIT: 1875 Eye Street, N.W., Suite 600, Washington D.C. 20006, USA, T +1 202 739 9400, F + 1 202 739 9401, E info@nareit.com, W www.nareit.com

EPRA/NAREIT Asia Index - Top 20 Performance:**Sep-07**

Stock	Investment Focus	Sector	Country	Price Return Sep-07	Dividend Return Sep-07	Total Return Sep-07
Kowloon Dev	Non-Rental	Residential	HK	26.37	1.08	27.45
Sun Hung Kai Props	Non-Rental	Diversified	HK	25.96	0.00	25.96
Hang Lung Properties	Non-Rental	Diversified	HK	21.89	0.00	21.89
China Resources Land	Non-Rental	Residential	HK	20.18	0.00	20.18
Great Eagle Holdings	Non-Rental	Diversified	HK	19.68	0.00	19.68
Hongkong Land Hldgs	Rental	Office	HK	17.71	0.00	17.71
Ascendas REIT *	Rental	Industrial	SG	16.17	0.00	16.17
New World Development	Non-Rental	Diversified	HK	15.47	0.00	15.47
Agile Property Holdings	Non-Rental	Diversified	HK	14.93	0.00	14.93
Shimao Property	Non-Rental	Residential	HK	14.81	0.00	14.81
Shui On Land	Non-Rental	Diversified	HK	14.81	0.00	14.81
Capitamall Trust *	Rental	Retail	SG	14.71	0.00	14.71
NTT Urban Development	Non-Rental	Office	JP	14.42	0.24	14.66
Henderson Land Dev	Non-Rental	Diversified	HK	13.96	0.00	13.96
CapitaCommercial Trust *	Rental	Office	SG	12.70	0.00	12.70
Allgreen Properties	Non-Rental	Diversified	SG	12.28	0.00	12.28
Nippon Building Fund *	Rental	Office	JP	12.08	0.00	12.08
Wing Tai Holdings	Non-Rental	Diversified	SG	10.92	0.00	10.92
Suntec REIT *	Rental	Diversified	SG	10.17	0.00	10.17
Nippon Commercial Invest	Rental	Diversified	JP	10.15	0.00	10.15

EPRA/NAREIT Asia Index - Bottom 20 Performance:**Sep-07**

Stock	Investment Focus	Sector	Country	Price Return Sep-07	Dividend Return Sep-07	Total Return Sep-07
Macquarie DDR *	Rental	Retail	AU	-2.08	2.08	0.00
Kiwi Income Property Trust	Rental	Diversified	NZ	0.00	0.00	0.00
DB RREEF Trust *	Rental	Diversified	AU	0.00	0.00	0.00
Country Garden Holdings	Non-Rental	Diversified	HK	0.00	0.00	0.00
Australand Property Group	Non-Rental	Diversified	AU	-2.52	2.09	-0.43
Hopson Development	Non-Rental	Residential	HK	-0.58	0.00	-0.58
Cmnwealth Prop Office *	Rental	Office	AU	-0.89	0.00	-0.89
FKP Property Group	Rental	Diversified	AU	-1.14	0.00	-1.14
ORIX JREIT *	Rental	Office	JP	-1.51	0.00	-1.51
Heiwa Real Estate	Non-Rental	Diversified	JP	-2.66	0.86	-1.81
Centro Retail Trust *	Rental	Retail	AU	-1.81	0.00	-1.81
United Urban Investment *	Rental	Diversified	JP	-2.71	0.00	-2.71
New World China Land	Non-Rental	Diversified	HK	-2.99	0.00	-2.99
Centro Shopping America	Rental	Retail	AU	-3.20	0.00	-3.20
Tokyo Tatemono	Non-Rental	Office	JP	-4.31	0.00	-4.31
Macquarie Countrywide *	Rental	Retail	AU	-4.33	0.00	-4.33
Tishman Speyer Office Fu	Rental	Office	AU	-4.35	0.00	-4.35
Babcock & Brown Japan F	Rental	Diversified	AU	-4.72	0.00	-4.72
Bunnings Warehouse Proj	Rental	Retail	AU	-6.05	0.00	-6.05
Centro Properties Group *	Rental	Retail	AU	-10.01	0.00	-10.01

CONTACT DETAILS:

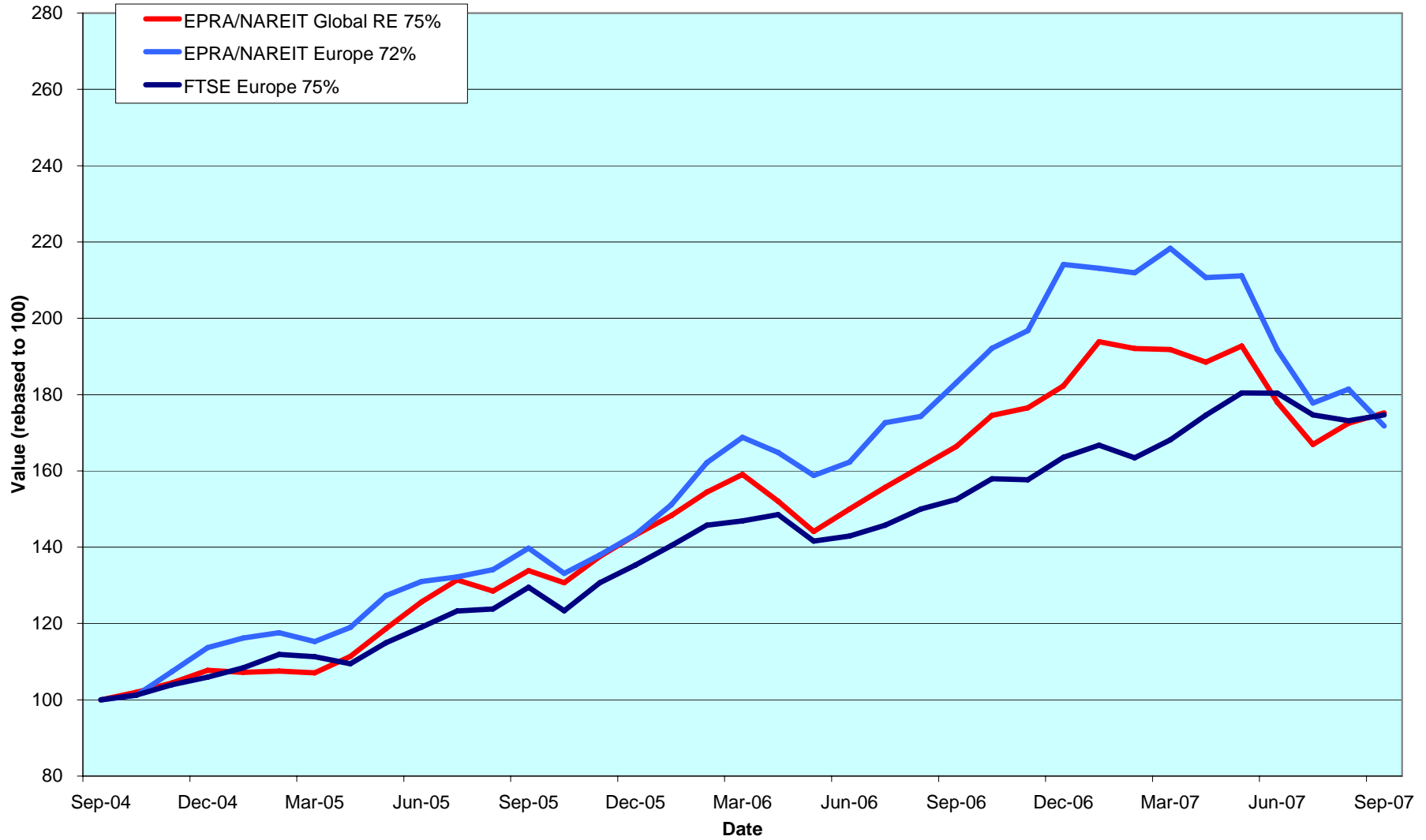
EPRA: Schiphol Boulevard 283, 1118 BH Schiphol Airport, The Netherlands, T +31 20 405 3830, F +31 20 405 3840, E info@epra.com, W www.epra.com
 NAREIT: 1875 Eye Street, N.W., Suite 600, Washington D.C. 20006, USA, T +1 202 739 9400, F + 1 202 739 9401, E info@nareit.com, W www.nareit.com

Section 4
EPRA/NAREIT Europe Index

CONTACT DETAILS:

EPRA: Schiphol Boulevard 283, 1118 BH Schiphol Airport, The Netherlands, T +31 20 405 3830, F +31 20 405 3840, E info@epra.com, W www.epra.com
NAREIT: 1875 Eye Street, N.W., Suite 600, Washington D.C. 20006, USA, T +1 202 739 9400, F + 1 202 739 9401, E info@nareit.com, W www.nareit.com

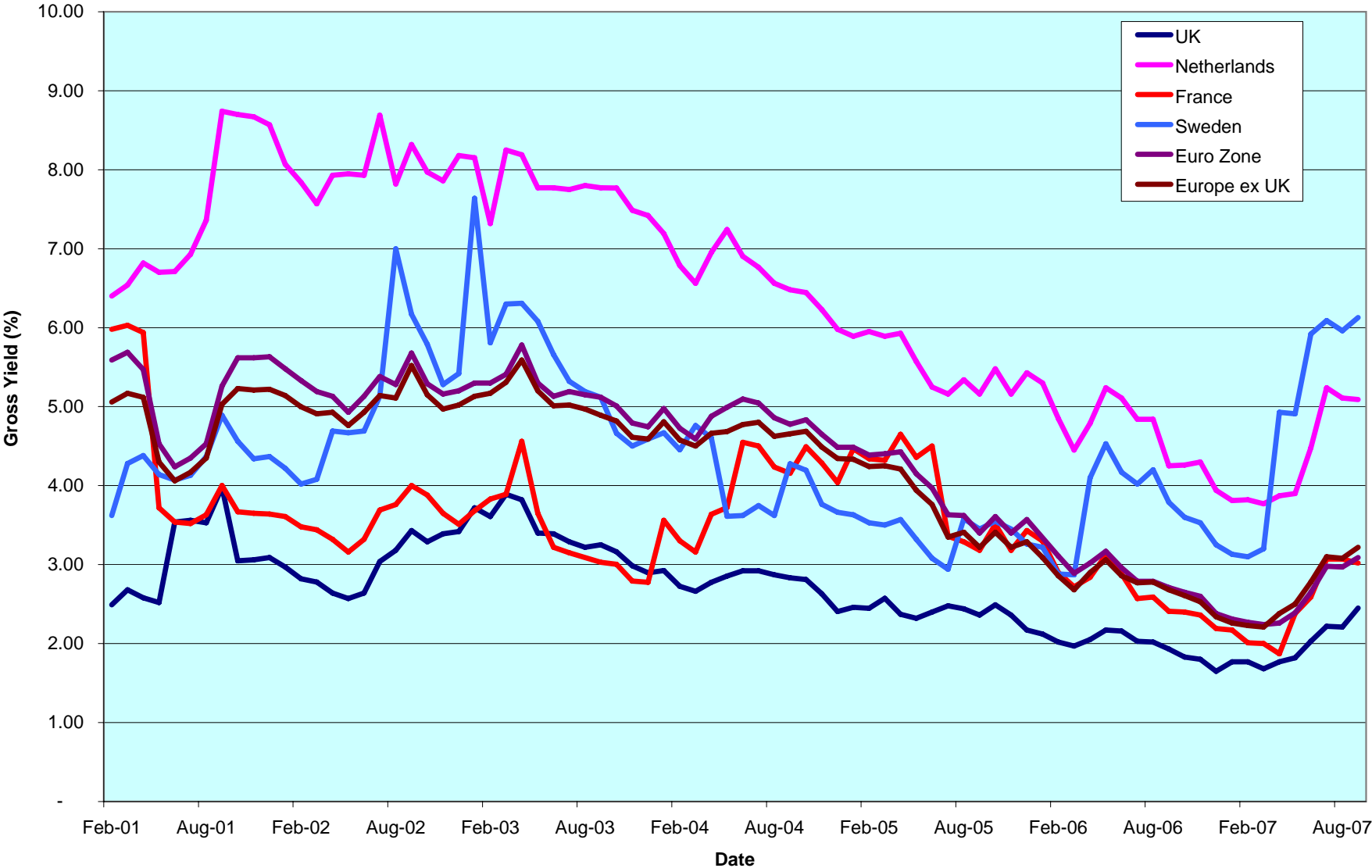
EPRA/NAREIT Europe v EPRA/NAREIT Global & FTSE Europe - Total Return (EUR) Rolling 36 Months Performance



CONTACT DETAILS:

EPRA: Schiphol Boulevard 283, 1118 BH Schiphol Airport, The Netherlands, T +31 20 405 3830, F +31 20 405 3840, E info@epra.com, W www.epra.com
 NAREIT: 1875 Eye Street, N.W., Suite 600, Washington D.C. 20006, USA, T +1 202 739 9400, F + 1 202 739 9401, E info@nareit.com, W www.nareit.com

Dividend Yields



CONTACT DETAILS:

EPRA: Schiphol Boulevard 283, 1118 BH Schiphol Airport, The Netherlands, T +31 20 405 3830, F +31 20 405 3840, E info@epra.com, W www.epra.com
 NAREIT: 1875 Eye Street, N.W., Suite 600, Washington D.C. 20006, USA, T +1 202 739 9400, F +1 202 739 9401, E info@nareit.com, W www.nareit.com

Corporate Actions & Changes Europe

3 September 2007	Klepierre (France): Stock Split 3 for 1
7 September 2007	Freeport (UK): Deleted following a take-over bid by CEREP
11 September 2007	Citycon OYJ (Finland): Rights Issue 1 per 7 at EUR 3.60
17 September 2007	Keops (Denmark): Deleted following a take-over bid by Fasteignafelagid Stodir
24 September 2007	DIC Asset (Germany): Addition, with a 75% free float
24 September 2007	Immoeast (Austria): Deleted on EBITDA size rule
24 September 2007	Derwent London (UK): Reclassified from Non-REIT to REIT
24 September 2007	Mucklow <A&J> Group (UK): Reclassified from Non-REIT to REIT

CONTACT DETAILS:

EPRA: Schiphol Boulevard 283, 1118 BH Schiphol Airport, The Netherlands, T +31 20 405 3830, F +31 20 405 3840, E info@epra.com, W www.epra.com
NAREIT: 1875 Eye Street, N.W., Suite 600, Washington D.C. 20006, USA, T +1 202 739 9400, F + 1 202 739 9401, E info@nareit.com, W www.nareit.com

Dividends Europe

Ex - Date	Company	Investment Focus	Sector	Curr	Gross Dividend	Dividend Yield %	Pay Date	Type
5-Sep	SEGRO *	Rental	Industrial	GBP	0.106	3.89	5-Oct	Interim
5-Sep	ISIS Property Trust 2 Ld	Rental	Diversified	GBP	0.018	5.45	28-Sep	Interim
5-Sep	Warehouses De Pauw *	Rental	Industrial	EUR	1.294	5.15	5-Sep	Interim
19-Sep	Hammerson *	Rental	Retail	GBP	0.120	1.87	19-Oct	Interim
19-Sep	Land Securitie Group *	Rental	Diversified	EUR	0.178	3.37	26-Oct	Interim
21-Sep	Zueblin Immobilien	Rental	Office	CHF	0.500	0.00	21-Sep	Interim
26-Sep	Assura	Rental	Health Care	GBP	0.023	2.50	19-Oct	Interim
26-Sep	Capital & Regional Props	Rental	Retail	GBP	0.111	2.72	12-Oct	Interim
26-Sep	Development Securities	Non-Rental	Retail	GBP	0.027	1.26	26-Oct	Interim
26-Sep	F&C Commercial Prop	Rental	Diversified	GBP	0.015	2.87	26-Oct	Interim
26-Sep	Primary Health Prop.*	Rental	Health Care	GBP	0.083	4.07	23-Nov	Final
3-Oct	Derwent London *	Rental	Diversified	GBP	0.083	0.90	9-Nov	Final
4-Oct	Mercialys *	Rental	Office	EUR	0.360	0.00	4-Oct	Final
10-Oct	UK Balanced Property Trust	Rental	Retail	GBP	0.022	4.24	16-Oct	Final
10-Oct	Unite Group	Rental	Diversified	GBP	0.009	0.77	9-Nov	Final
15-Oct	Unibail-Rodamco *	Rental	Specialty	EUR	1.700	2.16	15-Oct	Final
17-Oct	British Land *	Rental	Diversified	GBP	0.088	1.53	16-Nov	Final
22-Oct	Leasinvest Real Estate	Rental	Diversified	EUR	3.800	5.14	22-Oct	Final

** Based on previous period figures

CONTACT DETAILS:

EPRA: Schiphol Boulevard 283, 1118 BH Schiphol Airport, The Netherlands, T +31 20 405 3830, F +31 20 405 3840, E info@epra.com, W www.epra.com
 NAREIT: 1875 Eye Street, N.W., Suite 600, Washington D.C. 20006, USA, T +1 202 739 9400, F + 1 202 739 9401, E info@nareit.com, W www.nareit.com

EPRA/NAREIT Europe Index - Stock Performance

Index Constituents	Investment Focus	Sector	Local Price 28-Sep	Free Float Mkt Cap EUR (m) 28-Sep	Free Float Global Wght (%) 28-Sep	Free Float Europe Wght (%) 28-Sep	Div Yld (%) 28-Sep	Total Rtn (%) - 5 Yrs	Total Rtn (%) - 3 Yrs	Total Rtn (%) - 1 Yr	Total Rtn (%) QTD	Price Rtn (%) Sep-07	Dividend Rtn (%) Sep-07	Total Rtn (%) Sep-07	Total Rtn (%) YTD	36 Mths Vlty (%)	Turnover 3 month Annualised EUR (m)	Annual Velocity (%)
Immofinanz	Rental	Diversified	8.75	4,016	0.63	3.31	0.00	9.66	9.62	-7.89	-19.06	-3.63	0.00	-3.63	-18.98	14.26	3,928	98
CA Immobilien Anlage	Rental	Diversified	18.59	1,622	0.26	1.34	0.00	1.22	-1.96	-14.21	-14.76	-2.36	0.00	-2.36	-15.92	12.16	1,079	66
Conwert Immobilien	Non-Rental	Residential	12.96	1,106	0.17	0.91	0.00	-NA-	0.81	-18.49	-9.37	-4.00	0.00	-4.00	-20.98	13.45	1,034	93
Sparkassen Immobilien	Rental	Diversified	8.20	559	0.09	0.46	0.00	-NA-	-NA-	-NA-	-22.27	-9.09	0.00	-9.09	-16.41	-NA-	485	87
Sparkassen Immo Invest	Rental	Diversified	98.00	220	0.03	0.18	4.45	7.24	6.06	-3.54	-1.75	3.16	0.00	3.16	-3.45	10.69	37	17
Austria Total				7,523	1.19	6.20	0.14											
Cofinimmo *	Rental	Office	124.06	990	0.16	0.82	5.96	11.07	8.47	-12.07	-12.05	-1.65	0.00	-1.65	-13.63	10.48	924	93
Befimmo *	Rental	Office	72.93	952	0.15	0.78	6.59	9.67	5.70	-10.09	-3.40	-4.04	0.00	-4.04	-10.58	17.04	388	41
Warehouses De Pauw *	Rental	Industrial	48.00	309	0.05	0.25	4.41	18.27	19.67	7.78	3.45	-0.74	2.68	1.93	0.54	18.48	235	76
Intervest Offices *	Rental	Office	28.80	200	0.03	0.16	6.49	10.88	14.86	11.98	-0.69	-3.36	0.00	-3.36	7.73	11.64	74	37
Leasinvest Real Estate *	Rental	Office	72.30	145	0.02	0.12	5.19	11.55	13.74	4.18	-7.43	1.40	0.00	1.40	-5.74	15.11	47	32
Wereldhave Belgium	Rental	Diversified	59.08	126	0.02	0.10	6.35	-NA-	-NA-	-NA-	3.40	0.53	0.00	0.53	0.82	-NA-	47	38
Belgium Total				2,722	0.43	2.24	6.02											
TK Development	Non-Rental	Retail	99.50	374	0.06	0.31	0.00	16.68	100.09	41.13	-21.96	-18.44	0.00	-18.44	18.45	74.20	816	218
Denmark Total				374	0.06	0.31	0.00											
Sponda	Rental	Diversified	9.75	810	0.13	0.67	4.10	22.31	22.39	27.50	-9.47	-2.50	0.00	-2.50	-5.43	19.97	953	118
Citycon OYJ	Rental	Retail	4.47	737	0.12	0.61	3.06	38.47	32.56	13.78	-4.02	-3.62	0.00	-3.62	-6.50	29.45	838	114
Technopolis	Rental	Office	6.12	258	0.04	0.21	2.29	32.04	36.33	0.16	-12.07	2.86	0.00	2.86	-18.70	26.44	154	60
Finland Total				1,805	0.28	1.49	3.42											
Unibail-Rodamco *	Rental	Diversified	180.49	14,677	2.31	12.09	2.77	34.12	35.54	11.94	-4.03	2.12	0.00	2.12	-0.33	-NA-	27,239	186
Klepierre *	Rental	Retail	40.23	2,786	0.44	2.30	2.65	32.38	35.66	10.32	-4.16	4.23	0.00	4.23	-8.89	23.68	5,081	182
Fonciere Des Regions *	Rental	Diversified	102.76	2,137	0.34	1.76	4.57	42.53	37.41	-2.86	-5.30	-10.28	0.00	-10.28	-23.28	25.61	2,610	122
Silic *	Rental	Office	117.87	1,533	0.24	1.26	3.16	28.07	27.84	13.64	-1.36	0.98	0.00	0.98	6.67	20.66	1,630	106
Gecina *	Rental	Diversified	119.00	1,481	0.23	1.22	3.53	25.53	24.37	17.11	-4.03	-1.22	0.00	-1.22	-15.03	23.34	2,323	157
Icade	Rental	Diversified	51.10	1,367	0.22	1.13	2.64	-NA-	-NA-	32.95	-10.82	14.09	0.00	14.09	9.61	-NA-	2,811	206
Mercialys*	Rental	Retail	27.14	792	0.12	0.65	2.62	-NA-	-NA-	4.98	6.18	6.26	0.00	6.26	-8.87	-NA-	648	82
Societe de la Tour Eiffel	Rental	Diversified	123.30	626	0.10	0.52	4.46	-NA-	-NA-	3.04	15.87	9.62	0.00	9.62	-5.64	-NA-	712	114
Affine*	Non-Rental	Diversified	44.00	177	0.03	0.15	3.41	-NA-	-NA-	18.78	-5.71	0.96	0.00	0.96	3.80	-NA-	130	73
Acanthe Developpement *	Rental	Diversified	2.95	128	0.02	0.11	4.41	5.17	-6.65	12.80	-13.24	-2.96	0.00	-2.96	-6.17	18.50	43	34
France Total				25,703	4.05	21.18	3.02											

* -5 & -3 Years Total Returns are annualised

CONTACT DETAILS:

EPRA: Schiphol Boulevard 283, 1118 BH Schiphol Airport, The Netherlands, T +31 20 405 3830, F +31 20 405 3840, E info@epra.com, W www.epra.com
NAREIT: 1875 Eye Street, N.W., Suite 600, Washington D.C. 20006, USA, T +1 202 739 9400, F +1 202 739 9401, E info@nareit.com, W www.nareit.com

EPRA/NAREIT Europe Index - Stock Performance

Index Constituents	Investment Focus	Sector	Local Price 28-Sep	Free Float Mkt Cap EUR (m) 28-Sep	Free Float Global Wght (%) 28-Sep	Free Float Europe Wght (%) 28-Sep	Div Yld (%) 28-Sep	Total Rtn (%) - 5 Yrs	Total Rtn (%) - 3 Yrs	Total Rtn (%) - 1 Yr	Total Rtn (%) QTD	Price Rtn (%) Sep-07	Dividend Rtn (%) Sep-07	Total Rtn (%) Sep-07	Total Rtn (%) YTD	36 Mths Vlty (%)	Turnover 3 month Annualised EUR (m)	Annual Velocity (%)
IVG Immobilien	Rental	Diversified	26.14	2,272	0.36	1.87	1.91	28.65	41.21	-6.66	-9.64	-0.46	0.00	-0.46	-18.13	29.51	5,237	231
Deutsche Euroshop	Rental	Retail	25.90	890	0.14	0.73	4.05	18.98	21.95	2.43	-1.33	1.17	0.00	1.17	-0.28	16.25	1,044	117
Gagfah	Rental	Residential	13.80	621	0.10	0.51	3.91	-NA-	-NA-	-27.37	-14.55	-5.67	0.00	-5.67	-42.57	-NA-	-NA-	-NA-
Colonia Real Estate	Rental	Residential	27.15	594	0.09	0.49	0.00	-NA-	-NA-	-2.60	-12.95	-9.05	0.00	-9.05	-21.05	-NA-	965	162
Deutsche Wohnen	Rental	Residential	30.13	567	0.09	0.47	11.65	18.35	24.82	-33.28	-21.43	17.19	0.00	17.19	-39.20	31.98	55	10
DIC Asset	Rental	Diversified	0.25	531	0.08	0.44	3.02	-NA-	-NA-	-NA-	-NA-	-NA-	-NA-	-NA-	-NA-	-NA-	853	161
Alstria Office	Rental	Office	0.13	364	0.06	0.30	0.00	-NA-	-NA-	-NA-	-13.10	-5.73	0.00	-5.73	-NA-	-NA-	257	71
Vivacon AG	Non-Rental	Residential	0.18	352	0.06	0.29	2.19	-NA-	-NA-	-NA-	-38.88	-16.55	0.00	-16.55	-NA-	-NA-	1,238	351
Patrizia Immobilien	Rental	Residential	10.74	280	0.04	0.23	1.40	-NA-	-NA-	-NA-	-18.14	-6.61	0.00	-6.61	-52.39	-NA-	984	352
Germany Total				6,472	1.02	5.33	3.05											
Babis Vovos	Rental	Diversified	24.12	614	0.10	0.51	0.00	6.97	20.59	17.09	0.92	3.79	0.00	3.79	-17.40	34.80	759	124
Lamda Development	Non-Rental	Diversified	15.40	202	0.03	0.17	1.49	30.32	74.33	100.90	-1.79	7.69	0.00	7.69	32.91	33.30	214	106
Eurobank Properties Real Est	Rental	Diversified	13.66	100	0.02	0.08	7.32	-NA-	-NA-	-NA-	-15.57	-10.13	0.00	-10.13	-19.74	-NA-	104	104
Greece Total				916	0.14	0.75	1.13											
Beni Stabili	Rental	Office	0.88	673	0.11	0.55	2.73	19.52	10.91	2.61	-18.69	-3.14	0.00	-3.14	-25.31	24.38	1,571	233
Risanamento	Non-Rental	Diversified	5.30	581	0.09	0.48	0.00	25.06	54.86	-11.75	-2.93	4.03	0.00	4.03	-35.43	35.77	995	171
Aedes	Non-Rental	Diversified	4.73	358	0.06	0.29	5.29	12.17	13.83	-3.21	-14.71	-3.47	0.00	-3.47	-18.97	25.55	226	63
IGD	Rental	Retail	2.75	340	0.05	0.28	1.27	-NA-	-NA-	-1.68	-9.54	-14.79	0.00	-14.79	-24.83	-NA-	590	173
Italy Total				1,952	0.31	1.61	2.13											
Corio *	Rental	Retail	59.90	4,028	0.63	3.32	4.22	26.10	20.33	8.67	2.96	4.76	0.00	4.76	0.86	18.98	5,435	135
Wereldhave *	Rental	Diversified	84.45	1,755	0.28	1.45	5.45	18.57	12.20	3.43	-18.37	-3.91	0.00	-3.91	-11.74	19.29	3,633	207
Eurocommerical Props *	Rental	Retail	39.00	1,376	0.22	1.13	4.10	20.27	20.58	8.99	1.77	1.14	0.00	1.14	3.15	18.19	1,325	96
Vastned Retail *	Rental	Retail	56.45	945	0.15	0.78	6.59	14.32	13.65	-7.00	-10.92	-3.34	0.00	-3.34	-21.86	19.11	889	94
Nieuwe Steen Inv *	Rental	Diversified	19.53	699	0.11	0.58	6.91	13.62	13.67	0.77	-4.57	-0.51	0.00	-0.51	-8.14	-NA-	411	59
ProLogis European Properties	Rental	Industrial	11.85	671	0.11	0.55	5.54	-NA-	-NA-	-19.39	-8.49	-0.75	0.00	-0.75	-21.00	-NA-	692	103
Vastned Offices Ind *	Rental	Office	22.17	467	0.07	0.38	7.71	8.80	8.40	-14.41	-17.23	-8.20	0.00	-8.20	-19.73	-NA-	401	86
Netherlands Total				9,941	1.57	8.19	5.09											
Norwegian Property ASA	Rental	Office	65	607	0.10	0.50	3.85	-NA-	-NA-	-NA-	-11.86	-3.70	0.00	-3.70	0.00	-NA-	1,450	239
Norway Total				607	0.10	0.50	3.85											

* -5 & -3 Years Total Returns are annualised

CONTACT DETAILS:

EPRA: Schiphol Boulevard 283, 1118 BH Schiphol Airport, The Netherlands, T +31 20 405 3830, F +31 20 405 3840, E info@epra.com, W www.epra.com
NAREIT: 1875 Eye Street, N.W., Suite 600, Washington D.C. 20006, USA, T +1 202 739 9400, F +1 202 739 9401, E info@nareit.com, W www.nareit.com

EPRA/NAREIT Europe Index - Stock Performance

Index Constituents	Investment Focus	Sector	Local Price 28-Sep	Free Float Mkt Cap EUR (m) 28-Sep	Free Float Global Wght (%) 28-Sep	Free Float Europe Wght (%) 28-Sep	Div Yld (%) 28-Sep	Total Rtn (%) - 5 Yrs	Total Rtn (%) - 3 Yrs	Total Rtn (%) - 1 Yr	Total Rtn (%) QTD	Price Rtn (%) Sep-07	Dividend Rtn (%) Sep-07	Total Rtn (%) Sep-07	Total Rtn (%) YTD	36 Mths Vity (%)	Turnover 3 month Annualised EUR (m)	Annual Velocity (%)
Renta Corp Real Estate SA	Non-Rental	Diversified	23.26	233	0.04	0.19	2.45	-NA-	-NA-	-NA-	-19.79	-9.32	0.00	-9.32	-31.85	-NA-	543	233
Spain Total				233	0.04	0.19	2.45											
Castellum	Rental	Diversified	80.25	1,500	0.24	1.24	3.55	29.41	18.65	0.73	-3.02	-6.14	0.00	-6.14	-8.93	27.31	1,666	111
Fabege	Rental	Office	76.75	1,489	0.23	1.23	5.21	32.07	29.23	6.90	1.66	-0.97	0.00	-0.97	-5.62	25.13	2,089	140
Kungsleden	Rental	Diversified	83.00	1,232	0.19	1.01	13.25	39.69	41.36	12.57	-3.21	-1.78	0.00	-1.78	-10.48	34.75	1,957	159
Hufvudstaden A	Rental	Office	69.50	613	0.10	0.51	2.30	26.36	27.54	28.54	-12.03	2.21	0.00	2.21	2.83	25.62	682	111
Wihlborgs Fastigheter	Rental	Diversified	119.50	499	0.08	0.41	4.60	-NA-	-NA-	-5.30	-1.44	-4.59	0.00	-4.59	-12.43	-NA-	535	107
Klovern AB	Rental	Diversified	25.30	343	0.05	0.28	4.94	24.97	17.38	15.43	-6.99	-5.24	0.00	-5.24	-11.50	31.90	172	50
Sweden Total				5,677	0.89	4.68	6.13											
Globe Trade Centre	Non-Rental	Diversified	47.46	1,365	0.22	1.12	0.00	-NA-	55.80	58.20	-2.75	12.46	0.00	12.46	18.06	37.35	1,174	86
Poland Total				1,365	0.22	1.12	0.00											
PSP Swiss Property	Rental	Office	61.80	1,745	0.27	1.44	0.00	14.94	13.82	0.42	-9.91	-5.14	0.00	-5.14	-8.90	16.93	1,156	66
Swiss Prime Site	Rental	Office	66.20	767	0.12	0.63	4.68	12.26	9.80	7.11	-2.94	-1.27	0.00	-1.27	-5.65	-NA-	342	45
Allreal	Non-Rental	Office	136.60	401	0.06	0.33	3.66	16.31	12.49	8.92	-0.51	-1.01	0.00	-1.01	4.50	11.53	218	54
Zueblin Immobilien Holding	Rental	Office	10.05	200	0.03	0.16	4.98	4.76	8.99	0.96	-11.34	-6.51	4.65	-1.86	-9.83	11.90	71	36
Switzerland Total				3,112	0.49	2.56	1.94											

* -5 & -3 Years Total Returns are annualised

CONTACT DETAILS:

EPRA: Schiphol Boulevard 283, 1118 BH Schiphol Airport, The Netherlands, T +31 20 405 3830, F +31 20 405 3840, E info@epra.com, W www.epra.com
NAREIT: 1875 Eye Street, N.W., Suite 600, Washington D.C. 20006, USA, T +1 202 739 9400, F +1 202 739 9401, E info@nareit.com, W www.nareit.com

EPRA/NAREIT Europe Index - Stock Performance

Index Constituents	Investment Focus	Sector	Local	Free	Free	Free	Div	Total	Total	Total	Total	Price	Dividend	Total	Total	Turnover	Annual	
			Price	Float	Float	Float												Yld (%)
			28-Sep	Mkt Cap	Global	Europe	28-Sep	- 5 Yrs	- 3 Yrs	- 1 Yr	QTD	Sep-07	Sep-07	Sep-07	YTD	Vlty (%)	Annualise	Velocity
Land Securities *	Rental	Diversified	16.82	11,336	1.79	9.34	2.83	21.33	16.58	-10.64	-2.48	-7.17	0.98	-6.19	-25.20	20.13	33,708	297
British Land *	Rental	Diversified	11.72	8,700	1.37	7.17	2.04	23.33	17.85	-12.42	-11.85	-9.36	0.00	-9.36	-30.30	-NA-	30,378	349
Liberty International *	Rental	Retail	11.41	5,930	0.93	4.89	2.72	19.04	14.43	-3.95	1.09	-4.84	0.00	-4.84	-15.71	-NA-	14,035	237
Hammerson *	Rental	Retail	11.72	4,876	0.77	4.02	1.85	23.41	19.77	-8.46	-17.43	-11.75	0.90	-10.84	-23.84	24.25	17,508	359
SEGRO *	Rental	Industrial	5.00	3,098	0.49	2.55	3.70	13.69	7.36	-19.20	-16.23	-8.68	1.95	-6.74	-31.59	21.82	-NA-	-NA-
Derwent London	Rental	Office	16.76	2,415	0.38	1.99	0.88	22.34	23.77	-7.27	-8.66	-6.58	0.00	-6.58	-19.52	21.77	5,715	237
Great Portland Estates *	Rental	Office	5.98	1,549	0.24	1.28	1.85	23.26	31.02	0.84	-9.81	-7.65	0.00	-7.65	-12.63	18.14	5,142	332
Brixton *	Rental	Industrial	3.62	1,393	0.22	1.15	3.31	14.67	8.90	-28.96	-17.39	-8.41	0.00	-8.41	-35.59	21.02	4,457	320
Quintain Estates	Non-Rental	Diversified	7.40	1,372	0.22	1.13	1.45	28.23	19.35	7.58	-7.57	-8.53	0.00	-8.53	-12.38	-NA-	5,402	394
Shaftesbury	Rental	Diversified	4.96	948	0.15	0.78	1.14	22.13	24.54	-16.40	-16.02	-14.86	0.00	-14.86	-35.96	27.34	2,293	242
Workspace Group *	Rental	Office	3.17	787	0.12	0.65	1.23	25.36	18.08	-21.09	-20.10	-12.74	0.00	-12.74	-35.41	-NA-	1,824	232
Capital & Regional Props	Rental	Retail	7.36	749	0.12	0.62	3.53	23.75	12.41	-35.41	-35.76	-21.54	1.18	-20.35	-50.32	30.80	1,615	216
Assura	Rental	Health Care	2.08	692	0.11	0.57	2.57	-NA-	30.19	18.79	5.18	20.12	1.35	21.46	0.15	30.56	445	64
Unite Group	Rental	Specialty	3.61	636	0.10	0.52	0.69	21.03	16.46	-21.46	-10.25	-10.64	0.00	-10.64	-33.62	25.79	1,932	304
Helical Bar	Non-Rental	Diversified	4.57	624	0.10	0.51	0.89	30.81	35.57	16.48	-1.35	-0.71	0.00	-0.71	-2.99	21.94	1,043	167
Grainger Plc	Rental	Residential	4.48	621	0.10	0.51	1.25	18.97	8.28	-27.71	-20.73	-14.19	0.00	-14.19	-34.68	28.09	1,645	265
St Modwen Properties	Rental	Diversified	4.75	617	0.10	0.51	2.15	30.82	17.14	-4.86	-18.58	-8.96	0.00	-8.96	-16.73	-NA-	823	133
Big Yellow Group	Rental	Self Storage	5.00	616	0.10	0.51	1.30	46.67	51.21	4.28	-4.99	-6.76	0.00	-6.76	-28.33	29.90	2,484	403
Invista Foundation Prop	Rental	Diversified	1.12	569	0.09	0.47	6.01	-NA-	6.69	-10.86	-4.25	-6.26	0.00	-6.26	-14.99	-NA-	663	117
Minerva	Rental	Diversified	2.26	518	0.08	0.43	0.00	8.17	-8.49	-25.08	-36.00	-18.54	0.00	-18.54	-44.14	27.93	1,301	251
F&C Commercial Prop	Rental	Diversified	1.21	508	0.08	0.42	4.98	-NA-	-NA-	-2.13	-1.61	-6.59	1.16	-5.43	-4.58	-NA-	625	123
ING UK Real Estate Income T	Rental	Diversified	1.02	482	0.08	0.40	6.11	-NA-	-NA-	-12.04	-3.00	-5.14	0.00	-5.14	-10.01	-NA-	428	89
UK Balanced Prop	Rental	Diversified	1.68	460	0.07	0.38	4.24	14.75	15.82	16.81	7.69	-1.32	0.00	-1.32	23.01	-NA-	504	110
CLS Holdings	Rental	Office	5.10	386	0.06	0.32	0.00	20.57	15.00	-19.76	-13.64	-7.70	0.00	-7.70	-31.15	25.77	571	148
Mapeley	Rental	Office	21.10	356	0.06	0.29	7.58	-NA-	-NA-	-32.41	-24.64	-16.86	0.00	-16.86	-43.48	-NA-	1,082	304
UK Commercial Property Trus	Rental	Diversified	0.84	318	0.05	0.26	0.00	-NA-	-NA-	-NA-	-2.61	-6.67	0.00	-6.67	-NA-	-NA-	340	107
Development Securities	Non-Rental	Retail	5.38	314	0.05	0.26	1.21	13.15	14.38	-7.51	-11.07	-10.33	0.44	-9.89	-21.49	25.66	239	76
Plaza Centers	Non-Rental	Retail	1.80	301	0.05	0.25	0.00	-NA-	-NA-	-NA-	-10.13	-3.88	0.00	-3.88	-NA-	-NA-	569	189
Daejan Holdings	Rental	Diversified	37.57	263	0.04	0.22	1.73	20.76	14.53	-10.22	-5.63	7.16	0.00	7.16	-34.74	21.65	164	62
Invesco UK Property Income T	Rental	Diversified	1.07	234	0.04	0.19	5.84	-NA-	6.19	-5.59	-12.70	-6.17	0.00	-6.17	-4.01	12.17	121	52
Teesland Advantage Property	Rental	Diversified	1.06	216	0.03	0.18	6.17	-NA-	-NA-	-2.99	0.00	3.18	0.00	3.18	-8.26	-NA-	8	4
Westbury Property Fund	Rental	Diversified	1.48	212	0.03	0.17	4.05	-NA-	-NA-	-15.43	0.68	-1.99	0.00	-1.99	-8.36	-NA-	-NA-	-NA-
Standard Life Inv Prop	Rental	Diversified	1.13	168	0.03	0.14	5.88	-NA-	6.60	-11.14	-3.63	-5.25	0.00	-5.25	-5.93	-NA-	103	61
Primary Health Prop. *	Rental	Health Care	3.48	167	0.03	0.14	4.11	21.14	16.82	-22.14	-13.09	-10.54	2.14	-8.40	-31.87	25.10	125	75
Marylebone Warwick Bal	Rental	Lodging/Resorts	2.70	155	0.02	0.13	0.00	49.57	69.85	26.53	-1.91	-8.02	0.00	-8.02	11.83	33.51	213	137
ISIS Property Trust 2 Ld	Rental	Diversified	1.24	147	0.02	0.12	5.45	-NA-	8.97	-6.23	-1.39	-8.33	0.00	-8.33	-10.42	13.22	96	65
ISIS Property Trust Ld	Rental	Diversified	1.35	110	0.02	0.09	5.22	-NA-	11.52	-5.75	1.51	-7.85	1.24	-6.61	-9.00	-NA-	77	70
Mucklow <A&J>	Rental	Diversified	3.14	108	0.02	0.09	4.52	12.75	4.36	-33.65	-23.41	-8.72	0.00	-8.72	-37.22	24.77	263	243
United Kingdom Total				52,948	8.34	43.63	2.45											

* -5 & -3 Years Total Returns are annualised

CONTACT DETAILS:

EPRA: Schiphol Boulevard 283, 1118 BH Schiphol Airport, The Netherlands, T +31 20 405 3830, F +31 20 405 3840, E info@epra.com, W www.epra.com
 NAREIT: 1875 Eye Street, N.W., Suite 600, Washington D.C. 20006, USA, T +1 202 739 9400, F +1 202 739 9401, E info@nareit.com, W www.nareit.com

EPRA/NAREIT Europe Index - Index Performance

Gross Total Return			Free Float Mkt Cap	Free Float Mkt Cap	Div Yld	Total Rtn	Total Rtn	Total Rtn	Total Rtn	Total Rtn	Total Rtn	Total Rtn	36 Mths
Index Description	Curr	Close Value Sep/07	Ccy (m) Sep/07	(%) Weight Sep/07	(%) Sep/07	- 5 Yrs	- 3 Yrs	- 1 Yr	QTD	Sep/07	YTD	Vlty (%)	
Europe	EUR	3,092.54	121,350.85	100.00	2.89	22.35	19.76	- 6.20	- 10.44	- 5.33	- 19.78	14.60	
Euro Zone	EUR	3,497.87	57,268.03	47.19	3.09	25.30	23.42	- 1.15	- 9.13	- 0.94	- 12.95	14.55	
Europe Ex UK	EUR	3,645.81	68,403.01	56.37	3.22	25.42	23.67	0.66	- 8.50	- 0.94	- 11.94	14.50	
Europe Liquid 40	EUR	3,021.43	94,448.18	77.83	2.76	22.14	19.64	- 7.23	- 11.04	- 6.48	- 21.36	15.46	
Europe Liquid 40 Ex UK	EUR	3,916.15	47,980.80	39.54	3.13	26.75	24.84	1.86	- 8.46	- 1.35	- 11.30	15.09	
Europe ex UK Dividend+	EUR	2,829.40	53,863.37	44.39	3.92	26.79	25.55	3.90	- 5.31	0.23	- 9.42	15.02	
Europe (UK Restricted)	EUR	2,878.54	97,863.19	80.64	2.99	23.80	21.15	- 3.97	- 9.83	- 3.99	- 17.28	14.29	
Euro Zone Capped	EUR	3,092.16	48,556.78	40.01	-NA-	-NA-	-NA-	-NA-	-NA-	-NA-	-NA-	-NA-	
Europe Capped	EUR	3,635.87	120,970.06	99.69	-NA-	-NA-	-NA-	-NA-	-NA-	-NA-	-NA-	-NA-	
Europe Ex UK Capped	EUR	3,011.02	61,068.47	50.32	-NA-	-NA-	-NA-	-NA-	-NA-	-NA-	-NA-	-NA-	
Europe Liquid 40 Capped	EUR	3,890.68	88,977.21	73.32	-NA-	-NA-	-NA-	-NA-	-NA-	-NA-	-NA-	-NA-	
Europe Liquid 40 Ex UK Capped	EUR	1,037.49	37,560.45	30.95	-NA-	-NA-	-NA-	-NA-	-NA-	-NA-	-NA-	-NA-	
UK	EUR	2,619.62	52,947.84	43.63	2.45	19.04	15.41	- 13.99	- 12.97	- 10.66	- 28.07	17.57	
Netherlands	EUR	3,387.72	9,941.17	8.19	5.09	23.05	20.56	2.80	- 6.11	0.44	- 6.99	15.40	
France	EUR	4,663.87	25,702.73	21.18	3.02	32.41	32.61	8.95	- 3.99	1.73	- 6.47	18.07	
Austria	EUR	1,565.36	7,523.14	6.20	0.13	7.33	6.17	- 13.27	- 20.18	- 7.52	- 21.36	12.98	
Sweden	EUR	4,457.78	5,676.64	4.68	6.13	30.73	25.71	5.53	- 2.55	- 0.81	- 11.93	24.02	
Germany	EUR	1,282.12	6,472.16	5.33	3.05	14.92	23.39	- 19.43	- 13.33	- 1.75	- 26.80	21.57	
Switzerland	EUR	1,758.18	3,111.98	2.56	1.94	10.31	9.83	- 1.51	- 7.61	- 4.30	- 9.60	12.24	
Belgium	EUR	2,034.09	2,722.36	2.24	6.02	13.02	10.08	- 6.50	- 5.78	- 1.98	- 8.34	10.67	
Italy	EUR	4,018.34	1,952.21	1.61	2.13	23.59	19.35	- 4.30	- 14.33	- 3.47	- 28.35	22.60	
Denmark	EUR	743.04	374.35	0.31	0	12.48	69.92	28.48	- 19.97	- 17.53	12.85	42.11	
Finland	EUR	5,054.02	1,805.32	1.49	3.42	27.04	27.82	16.51	- 7.85	- 2.19	- 8.55	21.06	
Poland	EUR	2,422.92	1,364.72	1.12	0	-NA-	-NA-	66.71	- 2.94	14.24	19.94	-NA-	
Greece	EUR	1,847.90	916.08	0.75	1.13	-NA-	26.67	26.25	- 1.77	2.87	- 9.87	29.62	
Norway	EUR	929.74	607.27	0.50	3.85	0.78	- 5.21	23.37	- 8.83	- 0.88	3.08	-NA-	
Spain	EUR	4,508.71	232.87	0.19	2.45	31.03	17.51	-NA-	- 19.79	- 9.32	- 30.83	-NA-	

* -5 & -3 Years Total Returns are annualised

CONTACT DETAILS:

EPRA: Schiphol Boulevard 283, 1118 BH Schiphol Airport, The Netherlands, T +31 20 405 3830, F +31 20 405 3840, E info@epra.com, W www.epra.com
 NAREIT: 1875 Eye Street, N.W., Suite 600, Washington D.C. 20006, USA, T +1 202 739 9400, F + 1 202 739 9401, E info@nareit.com, W www.nareit.com

EPRA/NAREIT Europe Index - Index Performance

Gross Total Return			Free Float	Free Float	Div	Total	Total	Total	Total	Total	Total	36 Mths
Index Description	Curr	Close Value	Mkt Cap	Mkt Cap	Yld (%)	Rtn (%)	Rtn (%)	Rtn (%)	Rtn (%)	Rtn (%)	Rtn (%)	Vlity (%)
		Sep/07	Ccy (m)	(%) Weight	Sep/07	- 5 Yrs	- 3 Yrs	- 1 Yr	QTD	Sep/07	YTD	
Europe	USD	4,368.43	172,579.29	100.00	2.89	31.60	25.29	5.31	- 5.69	- 1.24	- 13.48	14.84
Euro Zone	USD	4,906.43	81,443.82	47.19	3.09	34.77	29.12	10.99	- 4.31	3.34	- 6.12	14.81
Europe Ex UK	USD	5,148.87	97,279.43	56.37	3.22	34.90	29.39	13.02	- 3.65	3.34	- 5.03	14.70
Europe Liquid 40	USD	3,414.32	134,319.61	77.83	2.76	31.61	25.58	4.16	- 6.32	- 2.44	- 15.18	15.57
Europe Liquid 40 Ex UK	USD	4,425.67	68,235.96	39.54	3.13	36.57	31.04	14.36	- 3.61	2.91	- 4.33	15.20
Europe ex UK Dividend+	USD	3,323.59	76,601.87	44.39	3.92	36.61	31.78	16.64	- 0.29	4.56	- 2.30	15.25
Europe (UK Restricted)	USD	1,585.29	139,176.27	80.64	2.99	33.40	27.16	7.81	- 5.05	0.16	- 10.78	14.47
Euro Zone Capped	USD	4,367.89	69,055.09	40.01	-NA-	-NA-	-NA-	-NA-	- 5.71	- 1.26	-NA-	-NA-
Europe Capped	USD	5,134.82	172,037.74	99.69	-NA-	-NA-	-NA-	-NA-	- 4.14	3.00	-NA-	-NA-
Europe Ex UK Capped	USD	3,402.56	86,848.61	50.32	-NA-	-NA-	-NA-	-NA-	- 6.70	- 2.77	-NA-	-NA-
Europe Liquid 40 Capped	USD	4,396.89	126,539.07	73.32	-NA-	-NA-	-NA-	-NA-	- 4.62	2.02	-NA-	-NA-
Europe Liquid 40 Ex UK Capped	USD	1,241.87	53,416.64	30.95	-NA-	-NA-	-NA-	-NA-	- 3.90	- 1.46	-NA-	-NA-
UK	USD	3,716.92	75,299.85	43.63	2.45	28.03	20.74	- 3.44	- 8.35	- 6.81	- 22.43	17.75
Netherlands	USD	4,670.78	14,137.85	8.19	5.09	32.35	26.13	15.42	- 1.14	4.78	0.32	15.41
France	USD	6,591.12	36,553.18	21.18	3.02	42.41	38.73	22.32	1.10	6.13	0.87	18.33
Austria	USD	2,539.26	10,699.05	6.20	0.13	15.40	11.07	- 2.63	- 15.95	- 3.53	- 15.19	13.45
Sweden	USD	6,325.06	8,073.05	4.68	6.13	40.60	31.52	18.47	2.62	3.47	- 5.02	23.77
Germany	USD	1,811.71	9,204.39	5.33	3.05	23.61	29.08	- 9.55	- 8.74	2.49	- 21.05	22.83
Switzerland	USD	2,494.65	4,425.71	2.56	1.94	18.64	14.90	10.57	- 2.72	- 0.17	- 2.50	12.17
Belgium	USD	2,873.00	3,871.60	2.24	6.02	21.55	15.15	4.95	- 0.79	2.26	- 1.16	10.89
Italy	USD	5,679.06	2,776.34	1.61	2.13	32.93	24.87	7.45	- 9.79	0.70	- 22.72	23.96
Denmark	USD	1,054.28	532.38	0.31	0	20.97	77.77	44.24	- 15.72	- 13.97	21.70	41.79
Finland	USD	7,142.65	2,567.43	1.49	3.42	36.65	33.74	30.82	- 2.96	2.03	- 1.36	20.43
Poland	USD	3,437.84	1,940.84	1.12	0	-NA-	-NA-	87.16	2.20	19.17	29.36	-NA-
Greece	USD	2,137.77	1,302.80	0.75	1.13	-NA-	32.51	41.74	3.44	7.32	- 2.80	28.99
Norway	USD	1,319.19	863.64	0.50	3.85	10.95	2.56	38.50	- 4.00	3.40	11.17	-NA-
Spain	USD	6,374.71	331.18	0.19	2.45	40.94	22.95	-NA-	- 15.54	- 5.40	- 25.39	-NA-

* -5 & -3 Years Total Returns are annualised

CONTACT DETAILS:

EPRA: Schiphol Boulevard 283, 1118 BH Schiphol Airport, The Netherlands, T +31 20 405 3830, F +31 20 405 3840, E info@epra.com, W www.epra.com
 NAREIT: 1875 Eye Street, N.W., Suite 600, Washington D.C. 20006, USA, T +1 202 739 9400, F + 1 202 739 9401, E info@nareit.com, W www.nareit.com

EPRA/NAREIT Europe Index - Index Performance

Gross Total Return			Free Float	Free Float	Div	Total	Total	Total	Total	Total	Total	36 Mths
Index Description	Curr	Close Value	Mkt Cap	Mkt Cap	Yld (%)	Rtn (%)	Rtn (%)	Rtn (%)	Rtn (%)	Rtn (%)	Rtn (%)	Vlty (%)
		Sep/07	Ccy (m)	(%) Weight	Sep/07	- 5 Yrs	- 3 Yrs	- 1 Yr	QTD	Sep/07	YTD	
Europe	GBP	3,455.53	84,707.09	100.00	2.89	24.96	20.44	- 3.45	- 7.12	- 2.22	- 16.89	15.26
Euro Zone	GBP	3,881.10	39,975.07	47.19	3.09	27.97	24.12	1.76	- 5.77	2.31	- 9.81	15.54
Europe Ex UK	GBP	4,072.87	47,747.66	56.37	3.22	28.09	24.37	3.62	- 5.12	2.31	- 8.77	15.57
Europe Liquid 40	GBP	2,700.81	65,928.09	77.83	2.76	24.97	20.72	- 4.50	- 7.75	- 3.41	- 18.52	16.04
Europe Liquid 40 Ex UK	GBP	3,500.81	33,492.26	39.54	3.13	29.68	25.96	4.85	- 5.08	1.89	- 8.10	16.17
Europe ex UK Dividend+	GBP	2,924.03	37,598.49	44.39	3.92	29.48	26.26	6.94	- 1.81	3.52	- 6.15	16.29
Europe (UK Restricted)	GBP	1,254.00	68,311.89	80.64	2.99	26.66	22.23	- 1.16	- 6.50	- 0.84	- 14.30	15.14
Euro Zone Capped	GBP	3,455.10	33,894.31	40.01	-NA-	-NA-	-NA-	-NA-	-NA-	-NA-	-NA-	-NA-
Europe Capped	GBP	4,061.76	84,441.29	99.69	-NA-	-NA-	-NA-	-NA-	-NA-	-NA-	-NA-	-NA-
Europe Ex UK Capped	GBP	2,691.51	42,627.90	50.32	-NA-	-NA-	-NA-	-NA-	-NA-	-NA-	-NA-	-NA-
Europe Liquid 40 Capped	GBP	3,478.04	62,109.17	73.32	-NA-	-NA-	-NA-	-NA-	-NA-	-NA-	-NA-	-NA-
Europe Liquid 40 Ex UK Capped	GBP	982.35	26,218.49	30.95	-NA-	-NA-	-NA-	-NA-	-NA-	-NA-	-NA-	-NA-
UK	GBP	2,954.79	36,959.43	43.63	2.45	21.53	16.05	- 11.47	- 9.75	- 7.73	- 25.48	17.73
Netherlands	GBP	3,694.70	6,939.28	8.19	5.09	25.67	21.24	5.82	- 2.64	3.74	- 3.63	16.46
France	GBP	5,213.73	17,941.40	21.18	3.02	35.23	33.35	12.15	- 0.44	5.07	- 3.10	19.49
Austria	GBP	2,008.61	5,251.41	6.20	0.13	9.61	6.77	- 10.73	- 17.23	- 4.49	- 18.53	12.70
Sweden	GBP	5,003.27	3,962.49	4.68	6.13	33.50	26.42	8.62	1.06	2.44	- 8.76	25.30
Germany	GBP	1,433.10	4,517.79	5.33	3.05	17.37	24.08	- 17.07	- 10.13	1.47	- 24.16	22.30
Switzerland	GBP	1,973.33	2,172.27	2.56	1.94	12.65	10.45	1.38	- 4.20	- 1.16	- 6.34	12.81
Belgium	GBP	2,272.61	1,900.30	2.24	6.02	15.42	10.69	- 3.77	- 2.30	1.24	- 5.05	11.42
Italy	GBP	4,492.27	1,362.71	1.61	2.13	26.22	20.03	- 1.49	- 11.16	- 0.30	- 25.77	23.59
Denmark	GBP	833.96	261.31	0.31	0	14.87	70.89	32.25	- 17.01	- 14.83	16.91	42.24
Finland	GBP	5,650.01	1,260.17	1.49	3.42	29.76	28.56	19.94	- 4.44	1.02	- 5.25	21.57
Poland	GBP	2,719.41	952.62	1.12	0	-NA-	-NA-	71.60	0.64	17.98	24.26	-NA-
Greece	GBP	1,691.02	639.45	0.75	1.13	-NA-	27.38	29.95	1.86	6.25	- 6.63	29.88
Norway	GBP	1,043.51	423.90	0.50	3.85	3.73	- 4.27	26.99	- 5.46	2.37	6.80	-NA-
Spain	GBP	5,042.55	162.55	0.19	2.45	33.83	18.18	-NA-	- 16.83	- 6.34	- 28.33	-NA-

* -5 & -3 Years Total Returns are annualised

CONTACT DETAILS:

EPRA: Schiphol Boulevard 283, 1118 BH Schiphol Airport, The Netherlands, T +31 20 405 3830, F +31 20 405 3840, E info@epra.com, W www.epra.com
 NAREIT: 1875 Eye Street, N.W., Suite 600, Washington D.C. 20006, USA, T +1 202 739 9400, F + 1 202 739 9401, E info@nareit.com, W www.nareit.com

EPRA/NAREIT Europe Index - Index Performance

Gross Total Return			Free Float Mkt Cap Ccy (m) Sep/07	Free Float Mkt Cap (%) Weight Sep/07	Div Yld (%) Sep/07	Total Rtn (%) - 5 Yrs	Total Rtn (%) - 3 Yrs	Total Rtn (%) - 1 Yr	Total Rtn (%) QTD	Total Rtn (%) Sep/07	Total Rtn (%) YTD	36 Mths Vlty (%)
Index Description	Curr	Close Value Sep/07										
Europe	JPY	4,908.74	19,849,206.48	100.00	2.89	30.12	27.09	2.59	- 12.16	- 2.01	- 16.49	15.12
Euro Zone	JPY	5,513.29	9,367,260.64	47.19	3.09	33.25	30.97	8.12	- 10.88	2.53	- 9.38	15.42
Europe Ex UK	JPY	5,785.72	11,188,593.95	56.37	3.22	33.38	31.24	10.10	- 10.26	2.54	- 8.33	15.33
Europe Liquid 40	JPY	3,836.63	15,448,769.81	77.83	2.76	30.12	27.38	1.47	- 12.76	- 3.20	- 18.13	15.69
Europe Liquid 40 Ex UK	JPY	4,973.07	7,848,159.39	39.54	3.13	35.03	32.92	11.40	- 10.23	2.11	- 7.66	15.77
Europe ex UK Dividend+	JPY	3,449.71	8,810,363.58	44.39	3.92	35.07	33.67	13.63	- 7.14	3.75	- 5.70	15.73
Europe (UK Restricted)	JPY	1,781.37	16,007,358.76	80.64	2.99	31.89	28.97	5.02	- 11.57	- 0.62	- 13.88	14.81
Euro Zone Capped	JPY	4,908.14	7,942,371.19	40.01	-NA-	-NA-	-NA-	-NA-	-NA-	-NA-	-NA-	-NA-
Europe Capped	JPY	5,769.93	19,786,921.20	99.69	-NA-	-NA-	-NA-	-NA-	-NA-	-NA-	-NA-	-NA-
Europe Ex UK Capped	JPY	3,823.42	9,988,892.64	50.32	-NA-	-NA-	-NA-	-NA-	-NA-	-NA-	-NA-	-NA-
Europe Liquid 40 Capped	JPY	4,940.73	14,553,890.76	73.32	-NA-	-NA-	-NA-	-NA-	-NA-	-NA-	-NA-	-NA-
Europe Liquid 40 Ex UK Cappe	JPY	1,395.48	6,143,715.09	30.95	-NA-	-NA-	-NA-	-NA-	-NA-	-NA-	-NA-	-NA-
UK	JPY	4,176.66	8,660,612.53	43.63	2.45	26.58	22.47	- 5.94	- 14.65	- 7.53	- 25.12	17.70
Netherlands	JPY	5,248.50	1,626,064.99	8.19	5.09	30.85	27.93	12.44	- 7.93	3.97	- 3.17	15.97
France	JPY	7,406.36	4,204,163.50	21.18	3.02	40.80	40.71	19.16	- 5.84	5.30	- 2.64	18.25
Austria	JPY	2,853.33	1,230,550.84	6.20	0.13	14.13	12.66	- 5.15	- 21.72	- 4.28	- 18.14	14.46
Sweden	JPY	7,107.39	928,521.41	4.68	6.13	39.01	33.40	15.41	- 4.43	2.67	- 8.32	24.51
Germany	JPY	2,035.79	1,058,642.66	5.33	3.05	22.21	30.93	- 11.88	- 15.00	1.70	- 23.80	23.20
Switzerland	JPY	2,803.21	509,023.37	2.56	1.94	17.30	16.55	7.72	- 9.40	- 0.94	- 5.89	12.46
Belgium	JPY	3,228.35	445,292.40	2.24	6.02	20.18	16.80	2.24	- 7.60	1.46	- 4.59	11.14
Italy	JPY	6,381.49	319,320.85	1.61	2.13	31.43	26.65	4.67	- 15.98	- 0.08	- 25.41	24.35
Denmark	JPY	1,184.69	61,231.42	0.31	0	19.60	80.32	40.52	- 21.51	- 14.64	17.48	42.38
Finland	JPY	8,026.11	295,293.40	1.49	3.42	35.11	35.65	27.44	- 9.62	1.24	- 4.79	21.38
Poland	JPY	3,863.05	223,226.10	1.12	0	-NA-	-NA-	82.33	- 4.82	18.25	24.86	-NA-
Greece	JPY	2,402.18	149,841.33	0.75	1.13	-NA-	34.41	38.08	- 3.67	6.48	- 6.18	31.22
Norway	JPY	1,482.36	99,331.01	0.50	3.85	8.09	5.01	34.93	- 10.59	2.59	7.31	-NA-
Spain	JPY	7,163.18	38,090.68	0.19	2.45	39.35	24.71	-NA-	- 21.34	- 6.13	- 27.98	-NA-

* -5 & -3 Years Total Returns are annualised

CONTACT DETAILS:

EPRA: Schiphol Boulevard 283, 1118 BH Schiphol Airport, The Netherlands, T +31 20 405 3830, F +31 20 405 3840, E info@epra.com, W www.epra.com
NAREIT: 1875 Eye Street, N.W., Suite 600, Washington D.C. 20006, USA, T +1 202 739 9400, F + 1 202 739 9401, E info@nareit.com, W www.nareit.com

EPRA/NAREIT Europe Index - Index Performance

Gross Total Return			Free Float Mkt Cap Ccy (m) Sep/07	Free Float Mkt Cap (%) Weight Sep/07	Div Yld (%) Sep/07	Total Rtn (%) - 5 Yrs	Total Rtn (%) - 3 Yrs	Total Rtn (%) - 1 Yr	Total Rtn (%) QTD	Total Rtn (%) Sep/07	Total Rtn (%) YTD	36 Mths Vity (%)
Index Description	Curr	Close Value Sep/07										
Switzerland	CHF	1,830.18	5,170.12	0.03	1.94	13.23	12.38	3.01	- 7.27	- 3.48	- 6.70	12.95
Sweden	SEK	4,816.01	52,224.94	0.26	6.13	30.84	26.44	4.57	- 3.19	- 2.82	- 10.21	24.54
Denmark	DKK	745.44	2,790.38	0.01	0	12.47	70.02	28.43	- 19.83	- 17.48	12.84	42.16
Poland	PLN	2,825.00	5,143.91	0.03	0	-NA-	-NA-	58.20	- 2.75	12.46	18.06	-NA-
Norway	NKK	1,152.08	4,682.85	0.02	3.85	5.40	- 2.42	15.21	- 11.86	- 3.70	- 3.19	21.16

* -5 & -3 Years Total Returns are annualised

CONTACT DETAILS:

EPRA: Schiphol Boulevard 283, 1118 BH Schiphol Airport, The Netherlands, T +31 20 405 3830, F +31 20 405 3840, E info@epra.com, W www.epra.com
 NAREIT: 1875 Eye Street, N.W., Suite 600, Washington D.C. 20006, USA, T +1 202 739 9400, F + 1 202 739 9401, E info@nareit.com, W www.nareit.com

EPRA/NAREIT Europe Index - Index Performance

Net Total Return			Free Float Mkt Cap	Free Float Mkt Cap	Div	Total	Total	Total	Total	Total	Total	36 Mths
Index Description	Curr	Close Value Sep/07	Ccy (m) Sep/07	(%) Weight Sep/07	Yld (%) Sep/07	Rtn (%) - 5 Yrs	Rtn (%) - 3 Yrs	Rtn (%) - 1 Yr	Rtn (%) QTD	Rtn (%) Sep/07	Rtn (%) YTD	Vlty (%)
Europe	EUR	1,934.56	121,350.85	100.00	-NA-	-NA-	19.22	- 6.57	- 10.49	- 5.33	- 20.06	14.62
Euro Zone	EUR	2,098.55	57,268.03	47.19	-NA-	-NA-	22.40	- 1.83	- 9.22	- 0.95	- 13.44	14.60
Europe Ex UK	EUR	3,561.36	68,403.01	56.37	-NA-	24.19	22.65	- 0.08	- 8.59	- 0.94	- 12.50	14.54
Europe Liquid 40	EUR	2,969.86	94,448.18	77.83	-NA-	-NA-	19.25	- 7.31	- 10.84	- 6.23	- 21.39	15.44
Europe Liquid 40 Ex UK	EUR	3,787.26	47,980.80	39.54	-NA-	-NA-	24.05	- 1.64	- 8.07	- 0.84	- 11.40	15.12
Europe (UK Restricted)	EUR	-NA-	-NA-	-NA-	-NA-	-NA-	-NA-	-NA-	-NA-	-NA-	-NA-	-NA-
UK	EUR	1,733.24	52,947.84	43.63	-NA-	-NA-	15.37	- 13.99	- 12.97	- 10.67	- 28.07	17.56
Netherlands	EUR	3,281.50	9,941.17	8.19	4.33	-NA-	-NA-	-NA-	- 6.20	0.44	-NA-	-NA-
France	EUR	4,566.30	25,702.73	21.18	2.26	-NA-	-NA-	-NA-	- 4.16	1.73	-NA-	-NA-
Austria	EUR	1,565.05	7,523.14	6.20	0.1	-NA-	-NA-	-NA-	- 20.18	- 7.52	-NA-	-NA-
Sweden	EUR	4,298.32	5,676.64	4.68	0.13	-NA-	-NA-	-NA-	- 2.55	- 0.81	-NA-	-NA-
Germany	EUR	1,261.11	6,472.16	5.33	2.41	-NA-	-NA-	-NA-	- 13.35	- 1.75	-NA-	-NA-
Switzerland	EUR	1,735.32	3,111.98	2.56	0.13	-NA-	-NA-	-NA-	- 8.06	- 4.41	-NA-	-NA-
Belgium	EUR	1,949.64	2,722.36	2.24	4.52	-NA-	-NA-	-NA-	- 5.85	- 2.05	-NA-	-NA-
Italy	EUR	3,949.84	1,952.21	1.61	1.56	-NA-	-NA-	-NA-	- 14.33	- 3.47	-NA-	-NA-
Denmark	EUR	730.95	374.35	0.31	0	-NA-	-NA-	-NA-	- 19.97	- 17.53	-NA-	-NA-
Finland	EUR	4,876.70	1,805.32	1.49	2.46	-NA-	-NA-	-NA-	- 7.85	- 2.19	-NA-	-NA-
Poland	EUR	2,422.92	1,364.72	1.12	0	-NA-	-NA-	-NA-	- 2.94	14.24	-NA-	-NA-
Greece	EUR	1,847.90	916.08	0.75	1.13	-NA-	-NA-	-NA-	- 1.77	2.87	-NA-	-NA-
Norway	EUR	922.49	607.27	0.50	2.88	-NA-	-NA-	-NA-	- 8.83	- 0.88	-NA-	-NA-
Spain	EUR	4,478.90	232.87	0.19	0.13	-NA-	-NA-	-NA-	- 19.79	- 9.32	-NA-	-NA-

* -5 & -3 Years Total Returns are annualised

CONTACT DETAILS:

EPRA: Schiphol Boulevard 283, 1118 BH Schiphol Airport, The Netherlands, T +31 20 405 3830, F +31 20 405 3840, E info@epra.com, W www.epra.com
 NAREIT: 1875 Eye Street, N.W., Suite 600, Washington D.C. 20006, USA, T +1 202 739 9400, F + 1 202 739 9401, E info@nareit.com, W www.nareit.com

EPRA/NAREIT Europe Index - Index Performance

Net Total Return			Free Float Mkt Cap Ccy (m) Sep/07	Free Float Mkt Cap (%) Weight Sep/07	Div Yld (%) Sep/07	Total Rtn (%) - 5 Yrs	Total Rtn (%) - 3 Yrs	Total Rtn (%) - 1 Yr	Total Rtn (%) QTD	Total Rtn (%) Sep/07	Total Rtn (%) YTD	36 Mths Vlty (%)
Index Description	Curr	Close Value Sep/07										
Europe	USD	2,185.99	172,579.29	100.00	-NA-	-NA-	25.14	4.89	- 5.74	- 1.24	- 13.78	14.81
Euro Zone	USD	2,371.39	81,443.82	47.19	-NA-	-NA-	28.48	10.22	- 4.40	3.33	- 6.65	14.87
Europe Ex UK	USD	5,032.64	97,279.43	56.37	-NA-	33.81	28.74	12.20	- 3.75	3.34	- 5.63	14.72
Europe Liquid 40	USD	3,358.82	134,319.61	77.83	-NA-	-NA-	25.21	4.15	- 6.03	- 2.10	- 15.15	15.55
Europe Liquid 40 Ex UK	USD	4,286.92	68,235.96	39.54	-NA-	-NA-	30.28	14.29	- 3.04	3.61	- 4.30	15.26
Europe (UK Restricted)	USD	-NA-	-NA-	-NA-	-NA-	-NA-	-NA-	-NA-	-NA-	-NA-	-NA-	-NA-
UK	USD	1,958.49	75,299.85	43.63	-NA-	-NA-	21.09	- 3.44	- 8.35	- 6.81	- 22.43	17.68
Netherlands	USD	4,524.48	14,137.85	8.19	4.33	-NA-	-NA-	-NA-	- 1.22	4.78	-NA-	-NA-
France	USD	6,453.29	36,553.18	21.18	2.26	-NA-	-NA-	-NA-	0.92	6.13	-NA-	-NA-
Austria	USD	2,538.75	10,699.05	6.20	0.1	-NA-	-NA-	-NA-	- 15.95	- 3.53	-NA-	-NA-
Sweden	USD	6,098.80	8,073.05	4.68	0.13	-NA-	-NA-	-NA-	2.62	3.47	-NA-	-NA-
Germany	USD	1,782.06	9,204.39	5.33	2.41	-NA-	-NA-	-NA-	- 8.76	2.49	-NA-	-NA-
Switzerland	USD	2,462.21	4,425.71	2.56	0.13	-NA-	-NA-	-NA-	- 3.18	- 0.28	-NA-	-NA-
Belgium	USD	2,754.01	3,871.60	2.24	4.52	-NA-	-NA-	-NA-	- 0.86	2.18	-NA-	-NA-
Italy	USD	5,582.12	2,776.34	1.61	1.56	-NA-	-NA-	-NA-	- 9.79	0.70	-NA-	-NA-
Denmark	USD	1,037.12	532.38	0.31	0	-NA-	-NA-	-NA-	- 15.72	- 13.97	-NA-	-NA-
Finland	USD	6,891.53	2,567.43	1.49	2.46	-NA-	-NA-	-NA-	- 2.96	2.03	-NA-	-NA-
Poland	USD	3,437.84	1,940.84	1.12	0	-NA-	-NA-	-NA-	2.20	19.17	-NA-	-NA-
Greece	USD	2,137.77	1,302.80	0.75	1.13	-NA-	-NA-	-NA-	3.44	7.32	-NA-	-NA-
Norway	USD	1,308.90	863.64	0.50	2.88	-NA-	-NA-	-NA-	- 4.00	3.40	-NA-	-NA-
Spain	USD	6,332.37	331.18	0.19	0.13	-NA-	-NA-	-NA-	- 15.54	- 5.40	-NA-	-NA-

* -5 & -3 Years Total Returns are annualised

CONTACT DETAILS:

EPRA: Schiphol Boulevard 283, 1118 BH Schiphol Airport, The Netherlands, T +31 20 405 3830, F +31 20 405 3840, E info@epra.com, W www.epra.com
 NAREIT: 1875 Eye Street, N.W., Suite 600, Washington D.C. 20006, USA, T +1 202 739 9400, F + 1 202 739 9401, E info@nareit.com, W www.nareit.com

EPRA/NAREIT Europe Index - Index Performance

Net Total Return			Free Float Mkt Cap	Free Float Mkt Cap	Div Yld (%)	Total Rtn (%)	Total Rtn (%)	Total Rtn (%)	Total Rtn (%)	Total Rtn (%)	Total Rtn (%)	36 Mths Vlty (%)
Index Description	Curr	Close Value Sep/07	Ccy (m) Sep/07	(%) Weight Sep/07	Sep/07	- 5 Yrs	- 3 Yrs	- 1 Yr	QTD	Sep/07	YTD	
Europe	GBP	1,729.17	84,707.09	100.00	-NA-	-NA-	20.29	- 3.83	- 7.18	- 2.23	- 17.17	15.32
Euro Zone	GBP	1,875.83	39,975.07	47.19	-NA-	-NA-	23.50	- 1.06	- 5.86	- 2.30	- 10.32	15.70
Europe Ex UK	GBP	3,980.94	47,747.66	56.37	-NA-	27.06	23.75	- 2.87	- 5.21	- 2.31	- 9.34	15.70
Europe Liquid 40	GBP	2,656.90	65,928.09	77.83	-NA-	-NA-	20.36	- 4.51	- 7.47	- 3.08	- 18.49	16.04
Europe Liquid 40 Ex UK	GBP	3,391.05	33,492.26	39.54	-NA-	-NA-	25.23	- 4.78	- 4.51	- 2.58	- 8.07	16.25
Europe (UK Restricted)	GBP	-NA-	-NA-	-NA-	-NA-	-NA-	-NA-	-NA-	-NA-	-NA-	-NA-	-NA-
UK	GBP	1,549.21	36,959.43	43.63	-NA-	-NA-	16.40	- 11.47	- 9.75	- 7.73	- 25.48	17.72
Netherlands	GBP	3,578.97	6,939.28	8.19	4.33	-NA-	-NA-	-NA-	- 2.73	- 3.74	-NA-	-NA-
France	GBP	5,104.71	17,941.40	21.18	2.26	-NA-	-NA-	-NA-	- 0.61	- 5.07	-NA-	-NA-
Austria	GBP	2,008.21	5,251.41	6.20	0.1	-NA-	-NA-	-NA-	- 17.23	- 4.49	-NA-	-NA-
Sweden	GBP	4,824.29	3,962.49	4.68	0.13	-NA-	-NA-	-NA-	- 1.06	- 2.44	-NA-	-NA-
Germany	GBP	1,409.65	4,517.79	5.33	2.41	-NA-	-NA-	-NA-	- 10.15	- 1.47	-NA-	-NA-
Switzerland	GBP	1,947.67	2,172.27	2.56	0.13	-NA-	-NA-	-NA-	- 4.66	- 1.27	-NA-	-NA-
Belgium	GBP	2,178.49	1,900.30	2.24	4.52	-NA-	-NA-	-NA-	- 2.37	- 1.16	-NA-	-NA-
Italy	GBP	4,415.59	1,362.71	1.61	1.56	-NA-	-NA-	-NA-	- 11.16	- 0.30	-NA-	-NA-
Denmark	GBP	820.39	261.31	0.31	0	-NA-	-NA-	-NA-	- 17.01	- 14.83	-NA-	-NA-
Finland	GBP	5,451.36	1,260.17	1.49	2.46	-NA-	-NA-	-NA-	- 4.44	- 1.02	-NA-	-NA-
Poland	GBP	2,719.41	952.62	1.12	0	-NA-	-NA-	-NA-	- 0.64	- 17.98	-NA-	-NA-
Greece	GBP	1,691.02	639.45	0.75	1.13	-NA-	-NA-	-NA-	- 1.86	- 6.25	-NA-	-NA-
Norway	GBP	1,035.37	423.90	0.50	2.88	-NA-	-NA-	-NA-	- 5.46	- 2.37	-NA-	-NA-
Spain	GBP	5,009.05	162.55	0.19	0.13	-NA-	-NA-	-NA-	- 16.83	- 6.34	-NA-	-NA-

* -5 & -3 Years Total Returns are annualised

CONTACT DETAILS:

EPRA: Schiphol Boulevard 283, 1118 BH Schiphol Airport, The Netherlands, T +31 20 405 3830, F +31 20 405 3840, E info@epra.com, W www.epra.com
 NAREIT: 1875 Eye Street, N.W., Suite 600, Washington D.C. 20006, USA, T +1 202 739 9400, F + 1 202 739 9401, E info@nareit.com, W www.nareit.com

EPRA/NAREIT Europe Index - Index Performance

Net Total Return			Free	Free	Div	Total	Total	Total	Total	Total	Total	36 Mths
Index Description	Curr	Close Value	Float	Float	Yld (%)	Rtn (%)	Rtn (%)	Rtn (%)	Rtn (%)	Rtn (%)	Rtn (%)	Vlty (%)
		Sep/07	Mkt Cap	Mkt Cap	Sep/07	- 5 Yrs	- 3 Yrs	- 1 Yr	QTD	Sep/07	YTD	
			Ccy (m)	(%) Weight	Sep/07							
Europe	JPY	2,456.37	19,849,206.48	100.00	0	-NA-	26.93	2.18	- 12.21	- 2.01	- 16.78	15.05
Euro Zone	JPY	2,664.70	9,367,260.64	47.19	-NA-	-NA-	30.32	7.38	- 10.97	2.53	- 9.89	15.44
Europe Ex UK	JPY	5,655.11	11,188,593.95	56.37	-NA-	32.30	30.58	9.30	- 10.36	2.53	- 8.91	15.32
Europe Liquid 40	JPY	3,774.26	15,448,769.81	77.83	-NA-	-NA-	27.00	1.46	- 12.49	- 2.86	- 18.10	15.69
Europe Liquid 40 Ex UK	JPY	4,817.16	7,848,159.39	39.54	-NA-	-NA-	32.15	11.33	- 9.70	2.81	- 7.62	15.85
Europe (UK Restricted)	JPY	-NA-	-NA-	-NA-	-NA-	-NA-	-NA-	-NA-	-NA-	-NA-	-NA-	-NA-
UK	JPY	2,200.73	8,660,612.53	43.63	-NA-	-NA-	22.83	- 5.94	- 14.65	- 7.53	- 25.12	17.58
Netherlands	JPY	5,084.10	1,626,064.99	8.19	4.33	-NA-	-NA-	-NA-	- 8.00	3.97	-NA-	-NA-
France	JPY	7,251.48	4,204,163.50	21.18	2.26	-NA-	-NA-	-NA-	- 6.01	5.30	-NA-	-NA-
Austria	JPY	2,852.76	1,230,550.84	6.20	0.1	-NA-	-NA-	-NA-	- 21.72	- 4.28	-NA-	-NA-
Sweden	JPY	6,853.14	928,521.41	4.68	0.13	-NA-	-NA-	-NA-	- 4.43	2.67	-NA-	-NA-
Germany	JPY	2,002.48	1,058,642.66	5.33	2.41	-NA-	-NA-	-NA-	- 15.03	1.70	-NA-	-NA-
Switzerland	JPY	2,766.76	509,023.37	2.56	0.13	-NA-	-NA-	-NA-	- 9.83	- 1.05	-NA-	-NA-
Belgium	JPY	3,094.65	445,292.40	2.24	4.52	-NA-	-NA-	-NA-	- 7.67	1.39	-NA-	-NA-
Italy	JPY	6,272.56	319,320.85	1.61	1.56	-NA-	-NA-	-NA-	- 15.98	- 0.08	-NA-	-NA-
Denmark	JPY	1,165.40	61,231.42	0.31	0	-NA-	-NA-	-NA-	- 21.51	- 14.64	-NA-	-NA-
Finland	JPY	7,743.92	295,293.40	1.49	2.46	-NA-	-NA-	-NA-	- 9.62	1.24	-NA-	-NA-
Poland	JPY	3,863.05	223,226.10	1.12	0	-NA-	-NA-	-NA-	- 4.82	18.25	-NA-	-NA-
Greece	JPY	2,402.18	149,841.33	0.75	1.13	-NA-	-NA-	-NA-	- 3.67	6.48	-NA-	-NA-
Norway	JPY	1,470.79	99,331.01	0.50	2.88	-NA-	-NA-	-NA-	- 10.59	2.59	-NA-	-NA-
Spain	JPY	7,115.60	38,090.68	0.19	0.13	-NA-	-NA-	-NA-	- 21.34	- 6.13	-NA-	-NA-

* -5 & -3 Years Total Returns are annualised

CONTACT DETAILS:

EPRA: Schiphol Boulevard 283, 1118 BH Schiphol Airport, The Netherlands, T +31 20 405 3830, F +31 20 405 3840, E info@epra.com, W www.epra.com
 NAREIT: 1875 Eye Street, N.W., Suite 600, Washington D.C. 20006, USA, T +1 202 739 9400, F + 1 202 739 9401, E info@nareit.com, W www.nareit.com

EPRA/NAREIT Europe Index - Index Performance

Net Total Return			Free Float Mkt Cap	Free Float Mkt Cap	Div	Total	Total	Total	Total	Total	Total	Total	36 Mths
Index Description	Curr	Close Value Sep/07	Ccy (m) Sep/07	(%) Weight Sep/07	Yld (%) Sep/07	Rtn (%) - 5 Yrs	Rtn (%) - 3 Yrs	Rtn (%) - 1 Yr	Rtn (%) QTD	Rtn (%) Sep/07	Rtn (%) YTD	Rtn (%) YTD	Vlty (%)
Switzerland	CHF	1,806.29	5,170.12	2.56	0.13	-NA-	-NA-	-NA-	-	7.72	-	3.59	-NA-
Sweden	SEK	4,643.61	52,224.94	4.68	0.13	-NA-	-NA-	-NA-	-	3.19	-	2.82	-NA-
Denmark	DKK	733.28	2,790.38	0.31	0	-NA-	-NA-	-NA-	-	19.84	-	17.48	-NA-
Poland	PLN	2,825.00	5,143.91	1.12	0	-NA-	-NA-	-NA-	-	2.75	-	12.46	-NA-
Norway	NKK	1,143.09	4,682.85	0.50	2.88	-NA-	-NA-	-NA-	-	11.86	-	3.70	-NA-

* -5 & -3 Years Total Returns are annualised

CONTACT DETAILS:

EPRA: Schiphol Boulevard 283, 1118 BH Schiphol Airport, The Netherlands, T +31 20 405 3830, F +31 20 405 3840, E info@epra.com, W www.epra.com
 NAREIT: 1875 Eye Street, N.W., Suite 600, Washington D.C. 20006, USA, T +1 202 739 9400, F + 1 202 739 9401, E info@nareit.com, W www.nareit.com

EPRA/NAREIT Europe Index - Index Performance

Price Return			Free Float Mkt Cap	Free Float Mkt Cap	Div	Total	Total	Total	Total	Total	Total	36 Mths
Index Description	Curr	Close Value Sep/07	Ccy (m) Sep/07	(%) Weight Sep/07	Yld (%) Sep/07	Rtn (%) - 5 Yrs	Rtn (%) - 3 Yrs	Rtn (%) - 1 Yr	Rtn (%) QTD	Rtn (%) Sep/07	Rtn (%) YTD	Vlty (%)
Europe	EUR	2,353.30	121,350.85	100.00	0	18.27	16.42	- 8.64	- 10.96	- 5.53	- 21.56	14.75
Euro Zone	EUR	2,502.88	57,268.03	47.19	0	20.25	19.31	- 3.88	- 9.49	- 0.96	- 14.92	14.77
Europe Ex UK	EUR	2,637.27	68,403.01	56.37	0	20.57	19.67	- 2.17	- 8.86	- 0.96	- 14.06	14.70
Europe Liquid 40	EUR	2,245.19	94,448.18	77.83	0	18.19	16.36	- 9.60	- 11.57	- 6.70	- 23.09	15.64
Europe Liquid 40 Ex UK	EUR	2,721.81	47,980.80	39.54	0	21.91	20.87	- 1.03	- 8.78	- 1.35	- 13.46	15.37
Europe ex UK Dividend+	EUR	2,621.10	53,863.37	44.39	0	20.41	19.70	0.13	- 5.82	0.19	- 12.23	15.31
Europe (UK Restricted)	EUR	2,226.76	97,863.19	80.64	0	19.32	17.50	- 6.55	- 10.31	- 4.14	- 19.17	14.45
Euro Zone Capped	EUR	2,353.04	48,556.78	40.01	0	-NA-	-NA-	-NA-	-NA-	-NA-	-NA-	-NA-
Europe Capped	EUR	2,632.05	120,970.06	99.69	0	-NA-	-NA-	-NA-	-NA-	-NA-	-NA-	-NA-
Europe Ex UK Capped	EUR	2,238.02	61,068.47	50.32	0	-NA-	-NA-	-NA-	-NA-	-NA-	-NA-	-NA-
Europe Liquid 40 Capped	EUR	2,708.91	88,977.21	73.32	0	-NA-	-NA-	-NA-	-NA-	-NA-	-NA-	-NA-
Europe Liquid 40 Ex UK Cappe	EUR	971.59	37,560.45	30.95	0	-NA-	-NA-	-NA-	-NA-	-NA-	-NA-	-NA-
UK	EUR	2,086.52	52,947.84	43.63	0	15.72	12.73	- 16.04	- 13.69	- 11.07	- 29.54	17.66
Netherlands	EUR	2,048.90	9,941.17	8.19	0	15.85	14.56	- 1.60	- 6.65	0.44	- 10.11	15.84
France	EUR	3,528.36	25,702.73	21.18	0	27.85	28.45	5.79	- 4.65	1.73	- 8.87	18.42
Austria	EUR	1,564.11	7,523.14	6.20	0	7.31	6.14	- 13.34	- 20.18	- 7.52	- 21.43	12.98
Sweden	EUR	3,176.82	5,676.64	4.68	0	25.32	20.74	0.62	- 2.55	- 0.81	- 16.03	24.06
Germany	EUR	988.26	6,472.16	5.33	0	11.11	20.22	- 21.08	- 13.44	- 1.75	- 28.10	21.71
Switzerland	EUR	1,467.36	3,111.98	2.56	0	8.19	8.47	- 3.24	- 8.88	- 4.60	- 11.19	12.47
Belgium	EUR	1,252.74	2,722.36	2.24	0	6.07	3.39	- 12.48	- 6.06	- 2.27	- 12.39	11.33
Italy	EUR	3,247.75	1,952.21	1.61	0	20.60	16.85	- 5.78	- 14.33	- 3.47	- 29.46	22.93
Denmark	EUR	678.60	374.35	0.31	0	11.18	66.65	28.48	- 19.97	- 17.53	12.85	42.07
Finland	EUR	3,476.00	1,805.32	1.49	0	21.65	22.54	13.42	- 7.85	- 2.19	- 10.98	21.12
Poland	EUR	2,422.92	1,364.72	1.12	0	-NA-	-NA-	66.71	- 2.94	14.24	19.94	-NA-
Greece	EUR	1,719.19	916.08	0.75	0	-NA-	24.42	25.55	- 1.77	2.87	- 10.38	29.65
Norway	EUR	901.39	607.27	0.50	0	0.40	- 5.81	19.61	- 8.83	- 0.88	- 0.06	-NA-
Spain	EUR	3,585.73	232.87	0.19	0	27.37	15.27	-NA-	- 19.79	- 9.32	- 31.85	-NA-

* -5 & -3 Years Total Returns are annualised

CONTACT DETAILS:

EPRA: Schiphol Boulevard 283, 1118 BH Schiphol Airport, The Netherlands, T +31 20 405 3830, F +31 20 405 3840, E info@epra.com, W www.epra.com
 NAREIT: 1875 Eye Street, N.W., Suite 600, Washington D.C. 20006, USA, T +1 202 739 9400, F + 1 202 739 9401, E info@nareit.com, W www.nareit.com

EPRA/NAREIT Europe Index - Index Performance

Price Return			Free Float	Free Float	Div	Total	Total	Total	Total	Total	Total	Total	36 Mths
Index Description	Curr	Close Value	Mkt Cap	Mkt Cap	Yld (%)	Rtn (%)	Rtn (%)	Rtn (%)	Rtn (%)	Rtn (%)	Rtn (%)	Rtn (%)	Vlty (%)
		Sep/07	Ccy (m)	(%) Weight	Sep/07	- 5 Yrs	- 3 Yrs	- 1 Yr	QTD	Sep/07	YTD		
Europe	USD	3,323.83	172,579.29	100.00	0	27.21	21.80	2.57	- 6.24	- 1.45	- 15.41	14.98	
Euro Zone	USD	3,535.33	81,443.82	47.19	0	29.34	24.82	7.92	- 4.69	3.32	- 8.24	15.00	
Europe Ex UK	USD	3,725.06	97,279.43	56.37	0	29.69	25.21	9.84	- 4.03	3.32	- 7.31	14.86	
Europe Liquid 40	USD	2,537.13	134,319.61	77.83	0	27.35	22.13	1.49	- 6.88	- 2.67	- 17.05	15.72	
Europe Liquid 40 Ex UK	USD	3,076.08	68,235.96	39.54	0	31.37	26.88	11.11	- 3.94	2.91	- 6.66	15.41	
Europe ex UK Dividend+	USD	3,079.00	76,601.87	44.39	0	29.74	25.63	12.41	- 0.83	4.52	- 5.34	15.74	
Europe (UK Restricted)	USD	1,460.21	139,176.27	80.64	0	28.56	23.33	4.91	- 5.55	0.00	- 12.83	14.60	
Euro Zone Capped	USD	3,323.46	69,055.09	40.01	0	-NA-	-NA-	-NA-	- 6.26	- 1.47	-NA-	-NA-	
Europe Capped	USD	3,717.67	172,037.74	99.69	0	-NA-	-NA-	-NA-	- 4.44	2.97	-NA-	-NA-	
Europe Ex UK Capped	USD	2,529.03	86,848.61	50.32	0	-NA-	-NA-	-NA-	- 7.23	3.00	-NA-	-NA-	
Europe Liquid 40 Capped	USD	3,061.51	126,539.07	73.32	0	-NA-	-NA-	-NA-	- 4.79	2.02	-NA-	-NA-	
Europe Liquid 40 Ex UK Cappe	USD	1,162.99	53,416.64	30.95	0	-NA-	-NA-	-NA-	- 4.64	- 1.74	-NA-	-NA-	
UK	USD	2,960.52	75,299.85	43.63	0	24.46	17.93	- 5.75	- 9.12	- 7.23	- 24.01	17.85	
Netherlands	USD	2,893.68	14,137.85	8.19	0	24.61	19.86	10.47	- 1.70	4.78	- 3.05	15.58	
France	USD	4,983.13	36,553.18	21.18	0	37.51	34.38	18.77	0.40	6.13	- 1.72	18.67	
Austria	USD	2,537.32	10,699.05	6.20	0	15.42	11.05	- 2.71	- 15.95	- 3.53	- 15.26	13.45	
Sweden	USD	4,507.53	8,073.05	4.68	0	34.78	26.32	12.96	2.62	3.47	- 9.44	23.77	
Germany	USD	1,395.74	9,204.39	5.33	0	19.51	25.78	- 11.40	- 8.85	2.49	- 22.46	23.05	
Switzerland	USD	2,082.01	4,425.71	2.56	0	16.36	13.48	8.62	- 4.04	- 0.48	- 4.22	12.31	
Belgium	USD	1,769.26	3,871.60	2.24	0	14.09	8.17	- 1.74	- 1.08	1.95	- 5.51	12.00	
Italy	USD	4,586.83	2,776.34	1.61	0	29.71	22.25	5.78	- 9.79	0.70	- 23.92	24.39	
Denmark	USD	962.85	532.38	0.31	0	19.58	74.35	44.24	- 15.72	- 13.97	21.71	41.74	
Finland	USD	4,909.22	2,567.43	1.49	0	30.84	28.20	27.33	- 2.96	2.03	- 3.99	20.51	
Poland	USD	3,437.84	1,940.84	1.12	0	-NA-	-NA-	87.16	2.20	19.17	29.36	-NA-	
Greece	USD	1,989.29	1,302.80	0.75	0	-NA-	30.17	40.95	3.44	7.32	- 3.34	29.04	
Norway	USD	1,278.96	863.64	0.50	0	10.55	1.93	34.28	- 4.00	3.40	7.78	-NA-	
Spain	USD	5,064.18	331.18	0.19	0	36.99	20.60	-NA-	- 15.54	- 5.40	- 26.50	-NA-	

* -5 & -3 Years Total Returns are annualised

CONTACT DETAILS:

EPRA: Schiphol Boulevard 283, 1118 BH Schiphol Airport, The Netherlands, T +31 20 405 3830, F +31 20 405 3840, E info@epra.com, W www.epra.com
 NAREIT: 1875 Eye Street, N.W., Suite 600, Washington D.C. 20006, USA, T +1 202 739 9400, F + 1 202 739 9401, E info@nareit.com, W www.nareit.com

EPRA/NAREIT Europe Index - Index Performance

Price Return			Free Float	Free Float	Div	Total	Total	Total	Total	Total	Total	36 Mths
Index Description	Curr	Close Value	Mkt Cap	Mkt Cap	Yld (%)	Rtn (%)	Rtn (%)	Rtn (%)	Rtn (%)	Rtn (%)	Rtn (%)	Vlty (%)
		Sep/07	Ccy (m)	(%) Weight	Sep/07	- 5 Yrs	- 3 Yrs	- 1 Yr	QTD	Sep/07	YTD	
Europe	GBP	2,629.22	84,707.09	100.00	0	20.79	17.08	- 5.96	- 7.67	- 2.43	- 18.74	15.45
Euro Zone	GBP	2,796.53	39,975.07	47.19	0	22.81	19.99	- 1.05	- 6.14	2.29	- 11.85	15.84
Europe Ex UK	GBP	2,946.61	47,747.66	56.37	0	23.14	20.36	0.71	- 5.49	2.29	- 10.96	15.83
Europe Liquid 40	GBP	2,006.93	65,928.09	77.83	0	20.92	17.40	- 6.95	- 8.29	- 3.64	- 20.32	16.26
Europe Liquid 40 Ex UK	GBP	2,433.25	33,492.26	39.54	0	24.74	21.97	1.87	- 5.41	1.89	- 10.34	16.51
Europe ex UK Dividend+	GBP	2,708.84	37,598.49	44.39	0	22.97	20.37	3.06	- 2.34	3.48	- 9.07	16.78
Europe (UK Restricted)	GBP	1,155.06	68,311.89	80.64	0	22.08	18.55	- 3.81	- 6.99	- 0.99	- 16.26	15.33
Euro Zone Capped	GBP	2,628.94	33,894.31	40.01	0	-NA-	-NA-	-NA-	- 7.68	- 2.45	-NA-	-NA-
Europe Capped	GBP	2,940.77	84,441.29	99.69	0	-NA-	-NA-	-NA-	- 5.90	1.94	-NA-	-NA-
Europe Ex UK Capped	GBP	2,000.52	42,627.90	50.32	0	-NA-	-NA-	-NA-	- 8.64	- 3.96	-NA-	-NA-
Europe Liquid 40 Capped	GBP	2,421.72	62,109.17	73.32	0	-NA-	-NA-	-NA-	- 6.24	1.01	-NA-	-NA-
Europe Liquid 40 Ex UK Cappe	GBP	919.95	26,218.49	30.95	0	-NA-	-NA-	-NA-	- 6.09	- 2.72	-NA-	-NA-
UK	GBP	2,353.78	36,959.43	43.63	0	18.14	13.36	- 13.58	- 10.50	- 8.15	- 27.00	17.83
Netherlands	GBP	2,288.97	6,939.28	8.19	0	18.32	15.21	1.28	- 3.20	3.74	- 6.87	17.06
France	GBP	3,941.78	17,941.40	21.18	0	30.57	29.17	8.89	- 1.13	5.07	- 5.59	19.87
Austria	GBP	2,007.08	5,251.41	6.20	0	9.59	6.74	- 10.80	- 17.23	- 4.49	- 18.60	12.71
Sweden	GBP	3,565.56	3,962.49	4.68	0	27.98	21.43	3.57	1.06	2.44	- 13.01	25.31
Germany	GBP	1,104.06	4,517.79	5.33	0	13.47	20.90	- 18.76	- 10.24	1.47	- 25.51	22.51
Switzerland	GBP	1,646.92	2,172.27	2.56	0	10.48	9.08	- 0.41	- 5.51	- 1.47	- 7.99	13.07
Belgium	GBP	1,399.53	1,900.30	2.24	0	8.33	3.98	- 9.92	- 2.59	0.93	- 9.23	12.01
Italy	GBP	3,628.29	1,362.71	1.61	0	23.17	17.51	- 3.02	- 11.16	- 0.30	- 26.92	23.91
Denmark	GBP	761.64	261.31	0.31	0	13.54	67.59	32.25	- 17.01	- 14.83	16.91	42.28
Finland	GBP	3,883.31	1,260.17	1.49	0	24.24	23.24	16.74	- 4.44	1.02	- 7.77	21.48
Poland	GBP	2,719.41	952.62	1.12	0	-NA-	-NA-	71.60	0.64	17.98	24.26	-NA-
Greece	GBP	1,573.57	639.45	0.75	0	-NA-	25.13	29.23	1.86	6.25	- 7.15	29.87
Norway	GBP	1,011.69	423.90	0.50	0	3.35	- 4.86	23.11	- 5.46	2.37	3.54	-NA-
Spain	GBP	4,005.89	162.55	0.19	0	30.08	15.92	-NA-	- 16.83	- 6.34	- 29.39	-NA-

* -5 & -3 Years Total Returns are annualised

CONTACT DETAILS:

EPRA: Schiphol Boulevard 283, 1118 BH Schiphol Airport, The Netherlands, T +31 20 405 3830, F +31 20 405 3840, E info@epra.com, W www.epra.com
 NAREIT: 1875 Eye Street, N.W., Suite 600, Washington D.C. 20006, USA, T +1 202 739 9400, F + 1 202 739 9401, E info@nareit.com, W www.nareit.com

EPRA/NAREIT Europe Index - Index Performance

Price Return			Free	Free	Div	Total	Total	Total	Total	Total	Total	36 Mths
Index Description	Curr	Close Value	Float	Float	Yld (%)	Rtn (%)	Rtn (%)	Rtn (%)	Rtn (%)	Rtn (%)	Rtn (%)	Vlty (%)
		Sep/07	Mkt Cap	Mkt Cap	Sep/07	- 5 Yrs	- 3 Yrs	- 1 Yr	QTD	Sep/07	YTD	
			Ccy (m)	(%) Weight	Sep/07							
Europe	JPY	3,734.94	19,849,206.48	100.00	0	25.77	23.54	- 0.08	- 12.68	- 2.21	- 18.35	15.30
Euro Zone	JPY	3,972.60	9,367,260.64	47.19	0	27.88	26.61	5.14	- 11.24	2.52	- 11.43	15.73
Europe Ex UK	JPY	4,185.80	11,188,593.95	56.37	0	28.22	27.00	7.00	- 10.62	2.51	- 10.53	15.60
Europe Liquid 40	JPY	2,850.94	15,448,769.81	77.83	0	25.91	23.88	- 1.13	- 13.27	- 3.43	- 19.94	15.90
Europe Liquid 40 Ex UK	JPY	3,456.55	7,848,159.39	39.54	0	29.88	28.70	8.24	- 10.54	2.11	- 9.91	16.11
Europe ex UK Dividend+	JPY	3,195.84	8,810,363.58	44.39	0	26.26	24.10	9.51	- 7.64	3.71	- 8.63	16.51
Europe (UK Restricted)	JPY	1,640.82	16,007,358.76	80.64	0	27.11	25.09	2.20	- 12.04	- 0.77	- 15.86	15.01
Euro Zone Capped	JPY	3,734.53	7,942,371.19	40.01	0	-NA-	-NA-	-NA-	- 12.69	- 2.23	-NA-	-NA-
Europe Capped	JPY	4,177.50	19,786,921.20	99.69	0	-NA-	-NA-	-NA-	- 11.01	2.17	-NA-	-NA-
Europe Ex UK Capped	JPY	2,841.83	9,988,892.64	50.32	0	-NA-	-NA-	-NA-	- 13.60	- 3.75	-NA-	-NA-
Europe Liquid 40 Capped	JPY	3,440.17	14,553,890.76	73.32	1	-NA-	-NA-	-NA-	- 11.32	1.23	-NA-	-NA-
Europe Liquid 40 Ex UK Cappe	JPY	1,306.84	6,143,715.09	30.95	2	-NA-	-NA-	-NA-	- 11.19	- 2.51	-NA-	-NA-
UK	JPY	3,326.70	8,660,612.53	43.63	0	23.05	19.62	- 8.18	- 15.36	- 7.95	- 26.65	17.78
Netherlands	JPY	3,251.59	1,626,064.99	8.19	0	23.20	21.57	7.62	- 8.45	3.97	- 6.42	16.54
France	JPY	5,599.48	4,204,163.50	21.18	0	35.96	36.30	15.70	- 6.49	5.30	- 5.13	18.69
Austria	JPY	2,851.15	1,230,550.84	6.20	0	14.11	12.63	- 5.22	- 21.72	- 4.28	- 18.20	14.46
Sweden	JPY	5,065.05	928,521.41	4.68	0	33.26	28.13	10.04	- 4.43	2.67	- 12.59	24.48
Germany	JPY	1,568.37	1,058,642.66	5.33	0	18.15	27.57	- 13.69	- 15.11	1.70	- 25.15	23.28
Switzerland	JPY	2,339.53	509,023.37	2.56	0	15.04	15.11	5.82	- 10.63	- 1.25	- 7.55	12.76
Belgium	JPY	1,988.10	445,292.40	2.24	0	12.80	9.72	- 4.28	- 7.88	1.16	- 8.79	11.84
Italy	JPY	5,154.16	319,320.85	1.61	0	28.25	24.00	3.05	- 15.98	- 0.08	- 26.57	24.69
Denmark	JPY	1,081.94	61,231.42	0.31	0	18.23	76.84	40.52	- 21.51	- 14.64	17.48	42.46
Finland	JPY	5,516.43	295,293.40	1.49	0	29.36	30.04	24.04	- 9.62	1.24	- 7.32	21.22
Poland	JPY	3,863.05	223,226.10	1.12	0	-NA-	-NA-	82.33	- 4.82	18.25	24.86	-NA-
Greece	JPY	2,235.33	149,841.33	0.75	0	-NA-	32.03	37.31	- 3.67	6.48	- 6.70	31.23
Norway	JPY	1,437.15	99,331.01	0.50	0	7.70	4.36	30.81	- 10.59	2.59	4.04	-NA-
Spain	JPY	5,690.56	38,090.68	0.19	0	35.45	22.32	-NA-	- 21.34	- 6.13	- 29.05	-NA-

* -5 & -3 Years Total Returns are annualised

CONTACT DETAILS:

EPRA: Schiphol Boulevard 283, 1118 BH Schiphol Airport, The Netherlands, T +31 20 405 3830, F +31 20 405 3840, E info@epra.com, W www.epra.com
 NAREIT: 1875 Eye Street, N.W., Suite 600, Washington D.C. 20006, USA, T +1 202 739 9400, F + 1 202 739 9401, E info@nareit.com, W www.nareit.com

EPRA/NAREIT Europe Index - Index Performance

Price Return			Free Float	Free Float	Div	Total	Total	Total	Total	Total	Total	Total	36 Mths
Index Description	Curr	Close Value	Mkt Cap	Mkt Cap	Yld (%)	Rtn (%)	Rtn (%)	Rtn (%)	Rtn (%)	Rtn (%)	Rtn (%)	Rtn (%)	Vlty (%)
		Sep/07	Ccy (m)	(%) Weight	Sep/07	- 5 Yrs	- 3 Yrs	- 1 Yr	QTD	Sep/07	YTD		
Switzerland	CHF	1,527.54	5,170.12	2.56	0	11.04	10.99	1.20	- 8.54	- 3.78	- 8.34	13.19	
Sweden	SEK	3,432.31	52,224.94	4.68	0	25.42	21.45	- 0.29	- 3.19	- 2.82	- 14.39	24.64	
Denmark	DKK	679.41	2,790.38	0.31	0	11.13	66.74	28.43	- 19.83	- 17.48	12.84	42.12	
Poland	PLN	2,825.00	5,143.91	1.12	0	-NA-	-NA-	58.20	- 2.75	12.46	18.06	-NA-	
Norway	NKK	1,116.96	4,682.85	0.50	0	5.00	- 3.03	11.70	- 11.86	- 3.70	- 6.14	19.70	

* -5 & -3 Years Total Returns are annualised

CONTACT DETAILS:

EPRA: Schiphol Boulevard 283, 1118 BH Schiphol Airport, The Netherlands, T +31 20 405 3830, F +31 20 405 3840, E info@epra.com, W www.epra.com
 NAREIT: 1875 Eye Street, N.W., Suite 600, Washington D.C. 20006, USA, T +1 202 739 9400, F + 1 202 739 9401, E info@nareit.com, W www.nareit.com

EPRA/NAREIT Europe Index - Asset Class Comparison

Gross Total Return			12 Mths Estimated Div Yld (%)	Total Rtn (%)	Total Rtn (%)	Total Rtn (%)	Total Rtn (%)	Total Rtn (%)	Total Rtn (%)	36 Mths Vlty (%)
Index Description	Curr	Close Value 28-Sep	28-Sep	- 5 Yrs	- 3 Yrs	- 1 Yr	QTD	Sep-07	YTD	
Europe Real Estate	Local	3,204.16	2.89	23.22	19.36	-6.30	-8.92	-4.01	-18.38	14.66
Europe FTSE	Local	268.00	3.31	19.09	20.97	16.11	-1.99	1.91	8.42	9.03
Europe JP Morgan Bonds	Local	423.28	-NA-	3.86	2.99	0.19	2.68	-0.05	0.75	2.98
UK Real Estate	GBP	2,954.79	2.45	21.53	16.05	-11.47	-9.75	-7.73	-25.48	17.73
UK FTSE	GBP	846.65	3.66	15.93	16.36	12.27	-1.32	2.61	6.84	8.05
UK JP Morgan Bonds	GBP	494.27	-NA-	3.64	3.96	0.16	4.28	-0.05	1.03	3.71
Netherlands Real Estate	EUR	3,387.72	5.09	23.05	20.56	2.80	-6.11	0.44	-6.99	15.40
Netherlands FTSE	EUR	1,027.57	3.58	16.92	23.73	15.04	-0.58	3.08	12.14	11.80
Netherlands JP Morgan Bonds	EUR	345.44	-NA-	3.77	2.74	0.43	2.38	-0.05	0.89	2.65
France Real Estate	EUR	4,663.87	3.02	32.41	32.61	8.95	-3.99	1.73	-6.47	18.07
France FTSE	EUR	828.63	2.93	18.97	20.40	12.61	-5.39	0.89	5.78	10.40
France JP Morgan Bonds	EUR	429.39	-NA-	3.72	2.70	0.00	2.34	-0.12	0.55	2.87
Sweden Real Estate	SEK	4,816.01	6.13	30.84	26.44	4.57	-3.19	-2.82	-10.21	24.54
Sweden FTSE	SEK	2,000.81	3.45	28.84	24.89	22.65	-4.57	-0.09	9.49	13.69
Sweden JP Morgan Bonds	SEK	530.84	-NA-	4.62	3.41	0.81	2.19	-0.13	0.77	2.70

* -5 & -3 Years Total Returns are annualised

CONTACT DETAILS:

EPRA: Schiphol Boulevard 283, 1118 BH Schiphol Airport, The Netherlands, T +31 20 405 3830, F +31 20 405 3840, E info@epra.com, W www.epra.com
 NAREIT: 1875 Eye Street, N.W., Suite 600, Washington D.C. 20006, USA, T +1 202 739 9400, F + 1 202 739 9401, E info@nareit.com, W www.nareit.com

EPRA/NAREIT Europe Index - Asset Class Comparison

Gross Total Return			12 Mths Estimated Div	Total	Total	Total	Total	Total	Total	
Index Description	Curr	Close Value 28-Sep	Yld (%) 28-Sep	Rtn (%) - 5 Yrs	Rtn (%) - 3 Yrs	Rtn (%) - 1 Yr	Rtn (%) QTD	Rtn (%) Sep-07	Rtn (%) YTD	36 Mths Vlty (%)
Switzerland Real Estate	CHF	1,830.18	1.94	13.23	12.38	3.01	-7.27	-3.48	-6.70	12.95
Switzerland FTSE	CHF	684.12	2.20	15.49	20.24	8.45	-3.26	0.55	3.69	10.12
Germany Real Estate	EUR	1,282.12	3.05	14.92	23.39	-19.43	-13.33	-1.75	-26.80	21.57
Germany FTSE	EUR	538.03	3.24	23.39	26.61	31.72	-1.39	2.96	19.95	11.45
Germany JP Morgan Bonds	EUR	323.05	-NA-	3.74	2.83	0.42	2.47	-0.07	0.96	2.82
Austria Real Estate	EUR	1,565.36	0.13	32.41	6.17	-13.27	-20.18	-7.52	-21.36	12.98
Austria FTSE	EUR	840.59	1.89	30.82	27.14	13.60	-9.36	-2.92	-1.46	15.23
Austria JP Morgan Bonds	EUR	161.35	-NA-	3.79	2.63	-0.29	2.52	-0.11	0.36	2.99
Italy Real Estate	EUR	4,018.34	2.13	23.59	19.35	-4.30	-14.33	-3.47	-28.35	22.60
Italy FTSE	EUR	445.44	4.29	17.59	17.00	8.41	-4.21	-0.38	0.32	10.05
Italy JP Morgan Bonds	EUR	649.70	-NA-	4.04	2.99	0.06	2.54	0.04	0.57	3.26
Spain Real Estate	EUR	4,508.71	2.45	31.03	17.51	#DIV/0!	0.00	0.00	-30.83	0.00
Spain FTSE	EUR	1,316.80	3.61	25.17	25.25	16.45	-1.14	0.60	5.71	11.24
Spain JP Morgan Bonds	EUR	576.15	-NA-	3.93	2.80	0.00	2.35	-0.08	0.57	2.93

* -5 & -3 Years Total Returns are annualised

CONTACT DETAILS:

EPRA: Schiphol Boulevard 283, 1118 BH Schiphol Airport, The Netherlands, T +31 20 405 3830, F +31 20 405 3840, E info@epra.com, W www.epra.com
 NAREIT: 1875 Eye Street, N.W., Suite 600, Washington D.C. 20006, USA, T +1 202 739 9400, F + 1 202 739 9401, E info@nareit.com, W www.nareit.com

EPRA/NAREIT Europe Index - Asset Class Comparison

Gross Total Return		Close Value 28-Sep	12 Mths Estimated Div	Total	Total	Total	Total	Total	Total	36 Mths Vlty (%)
Index Description	Curr		Yld (%) 28-Sep	Rtn (%) - 5 Yrs	Rtn (%) - 3 Yrs	Rtn (%) - 1 Yr	Rtn (%) QTD	Rtn (%) Sep-07	Rtn (%) YTD	
Belgium Real Estate	EUR	2,034.09	6.02	13.02	10.08	-6.50	-5.78	-1.98	-8.34	10.67
Belgium FTSE	EUR	944.19	3.24	21.79	19.08	5.34	-7.76	-0.56	-0.53	9.89
Belgium JP Morgan Bonds	EUR	399.99	-NA-	3.81	2.62	-0.09	2.25	-0.09	0.49	2.74
Finland Real Estate	EUR	5,054.02	3.42	27.04	27.82	16.51	-7.85	-2.19	-8.55	21.06
Finland FTSE	EUR	1,819.14	4.47	18.70	33.31	51.53	16.35	7.69	45.66	15.00
Finland JP Morgan Bonds	EUR	283.24	-NA-	3.78	2.68	1.32	2.37	0.04	1.71	2.14
Greece Real Estate	EUR	1,847.90	1.13	-NA-	26.67	26.25	-1.77	2.87	-9.87	29.62
Greece FTSE	EUR	704.18	3.61	28.33	31.96	28.50	5.57	3.67	16.09	15.71
Greece JP Morgan Bonds	EUR	207.16	-NA-	4.09	2.92	0.78	2.39	0.12	1.10	2.64
Denmark Real Estate	DKK	745.44	0.00	12.47	70.02	28.43	-19.83	-17.48	12.84	42.16
Denmark FTSE	DKK	1,444.16	2.00	24.62	25.94	30.81	3.26	0.72	18.81	10.75
Denmark JP Morgan Bonds	DKK	463.50	-NA-	4.00	2.90	0.76	2.28	-0.03	0.98	2.61
Poland Real Estate	PLN	2,825.00	0.00	-NA-	-NA-	58.20	-2.75	12.46	18.06	-NA-
Poland FTSE	PLN	254.42	4.97	30.93	31.59	31.23	-2.97	0.14	15.37	22.24
Poland JP Morgan Bonds	PLN	358.67	-NA-	6.62	7.17	4.51	1.05	0.82	1.55	3.86
Norway Real Estate	NOK	929.74	3.85	-NA-	-NA-	-NA-	-NA-	-NA-	-NA-	-NA-
Norway FTSE	NOK	1,221.93	3.39	35.12	32.09	40.88	-1.82	5.98	15.60	17.84
Norway JP Morgan Bonds	NOK	-	-NA-	-NA-	-NA-	-NA-	-NA-	-NA-	-NA-	-NA-

* -5 & -3 Years Total Returns are annualised

CONTACT DETAILS:

EPRA: Schiphol Boulevard 283, 1118 BH Schiphol Airport, The Netherlands, T +31 20 405 3830, F +31 20 405 3840, E info@epra.com, W www.epra.com
 NAREIT: 1875 Eye Street, N.W., Suite 600, Washington D.C. 20006, USA, T +1 202 739 9400, F + 1 202 739 9401, E info@nareit.com, W www.nareit.com

EPRA/NAREIT Europe Index - Top 20 Constituents:**28-Sep**

Company	Investment Focus	Sector	Country	Free Float Mkt Cap (EUR m) 28-Sep	Free Float Europe (%) Weight 28-Sep
Unibail-Rodamco *	Rental	Diversified	FR	14,677	12.09
Land Securities *	Rental	Diversified	UK	11,336	9.34
British Land *	Rental	Diversified	UK	8,700	7.17
Liberty International *	Rental	Retail	UK	5,930	4.89
Hammerson *	Rental	Retail	UK	4,876	4.02
Corio *	Rental	Retail	NL	4,028	3.32
Immofinanz	Rental	Diversified	AT	4,016	3.31
SEGRO *	Rental	Industrial	UK	3,098	2.55
Klepierre *	Rental	Retail	FR	2,786	2.30
Derwent London	Rental	Office	UK	2,415	1.99
IVG Immobilien	Rental	Diversified	DE	2,272	1.87
Fonciere Des Regions *	Rental	Diversified	FR	2,137	1.76
Wereldhave *	Rental	Diversified	NL	1,755	1.45
PSP Swiss Property	Rental	Office	CH	1,745	1.44
CA Immobilien Anlage	Rental	Diversified	AT	1,622	1.34
Great Portland Estates *	Rental	Office	UK	1,549	1.28
Silic *	Rental	Office	FR	1,533	1.26
Castellum	Rental	Diversified	SE	1,500	1.24
Fabege	Rental	Office	SE	1,489	1.23
Gecina *	Rental	Diversified	FR	1,481	1.22

EPRA/NAREIT Europe Index - Country B/down:**28-Sep**

Country Index	Number of Constituents 28-Sep	Free Float Mkt Cap (EUR m) 28-Sep	Free Float Europe (%) Weight 28-Sep
EPRA/NAREIT UK	38	52,948	43.63%
EPRA/NAREIT Netherlands	7	9,941	8.19%
EPRA/NAREIT France	10	25,703	21.18%
EPRA/NAREIT Austria	5	7,523	6.20%
EPRA/NAREIT Sweden	6	5,677	4.68%
EPRA/NAREIT Germany	9	6,472	5.33%
EPRA/NAREIT Switzerland	4	3,112	2.56%
EPRA/NAREIT Belgium	6	2,722	2.24%
EPRA/NAREIT Italy	4	1,952	1.61%
EPRA/NAREIT Denmark	1	374	0.31%
EPRA/NAREIT Finland	3	1,805	1.49%
EPRA/NAREIT Poland	1	1,365	1.12%
EPRA/NAREIT Greece	3	916	0.75%
EPRA/NAREIT Norway	1	607	0.50%
EPRA/NAREIT Europe Index	99	121,351	100.00%
EPRA/NAREIT Euro Zone	48	57,268	47.19%
EPRA/NAREIT Ex-UK	61	68,403	56.37%
EPRA/NAREIT Europe Liquid 40	39	94,448	77.83%
EPRA/NAREIT Europe Liquid 40 Ex UK	21	47,981	39.54%

CONTACT DETAILS:

EPRA: Schiphol Boulevard 283, 1118 BH Schiphol Airport, The Netherlands, T +31 20 405 3830, F +31 20 405 3840, E info@epra.com, W www.epra.com
NAREIT: 1875 Eye Street, N.W., Suite 600, Washington D.C. 20006, USA, T +1 202 739 9400, F + 1 202 739 9401, E info@nareit.com, W www.nareit.com

EPRA/NAREIT Europe Index - Top 20 Performance:**28-Sep**

Stock	Investment Focus	Sector	Country	Price Return 28-Sep	Dividend Return 28-Sep	Total Return 28-Sep
Assura	Rental	Health Care	UK	20.12	1.35	21.46
Deutsche Wohnen	Rental	Residential	DE	17.19	0.00	17.19
Icade	Rental	Diversified	FR	14.09	0.00	14.09
Globe Trade Centre	Non-Rental	Diversified	POL	12.46	0.00	12.46
Societe de la Tour Eiffel	Rental	Diversified	FR	9.62	0.00	9.62
Lamda Development	Non-Rental	Diversified	GR	7.69	0.00	7.69
Daejan Holdings	Rental	Diversified	UK	7.16	0.00	7.16
Mercialys*	Rental	Retail	FR	6.26	0.00	6.26
Corio *	Rental	Retail	NL	4.76	0.00	4.76
Klepierre *	Rental	Retail	FR	4.23	0.00	4.23
Risanamento	Non-Rental	Diversified	IT	4.03	0.00	4.03
Babis Vovos	Rental	Diversified	GR	3.79	0.00	3.79
Teesland Advantage Proj	Rental	Diversified	UK	3.18	0.00	3.18
Sparkassen Immo Invest	Rental	Diversified	AT	3.16	0.00	3.16
Technopolis	Rental	Office	FI	2.86	0.00	2.86
Hufvudstaden A	Rental	Office	SE	2.21	0.00	2.21
Unibail-Rodamco *	Rental	Diversified	FR	2.12	0.00	2.12
Warehouses De Pauw *	Rental	Industrial	BE	-0.74	2.68	1.93
Leasinvest Real Estate *	Rental	Office	BE	1.40	0.00	1.40
Deutsche Euroshop	Rental	Retail	DE	1.17	0.00	1.17

EPRA/NAREIT Europe Index - Bottom 20 Performance:**Sep-07**

Stock	Investment Focus	Sector	Country	Price Return 28-Sep	Dividend Return 28-Sep	Total Return 28-Sep
Mucklow <A&J>	Rental	Diversified	UK	-8.72	0.00	-8.72
St Modwen Properties	Rental	Diversified	UK	-8.96	0.00	-8.96
Colonia Real Estate	Rental	Residential	DE	-9.05	0.00	-9.05
Sparkassen Immobilien	Rental	Diversified	AT	-9.09	0.00	-9.09
Renta Corp Real Estate	Non-Rental	Diversified	ES	-9.32	0.00	-9.32
British Land *	Rental	Diversified	UK	-9.36	0.00	-9.36
Development Securities	Non-Rental	Retail	UK	-10.33	0.44	-9.89
Eurobank Properties Rea	Rental	Diversified	GR	-10.13	0.00	-10.13
Fonciere Des Regions *	Rental	Diversified	FR	-10.28	0.00	-10.28
Unite Group	Rental	Specialty	UK	-10.64	0.00	-10.64
Hammerson *	Rental	Retail	UK	-11.75	0.90	-10.84
Workspace Group *	Rental	Office	UK	-12.74	0.00	-12.74
Grainger Plc	Rental	Residential	UK	-14.19	0.00	-14.19
IGD	Rental	Retail	IT	-14.79	0.00	-14.79
Shaftesbury	Rental	Diversified	UK	-14.86	0.00	-14.86
Vivacon AG	Non-Rental	Residential	DE	-16.55	0.00	-16.55
Mapeley	Rental	Office	UK	-16.86	0.00	-16.86
TK Development	Non-Rental	Retail	DK	-18.44	0.00	-18.44
Minerva	Rental	Diversified	UK	-18.54	0.00	-18.54
Capital & Regional Props	Rental	Retail	UK	-21.54	1.18	-20.35

CONTACT DETAILS:

EPRA: Schiphol Boulevard 283, 1118 BH Schiphol Airport, The Netherlands, T +31 20 405 3830, F +31 20 405 3840, E info@epra.com, W www.epra.com
 NAREIT: 1875 Eye Street, N.W., Suite 600, Washington D.C. 20006, USA, T +1 202 739 9400, F +1 202 739 9401, E info@nareit.com, W www.nareit.com

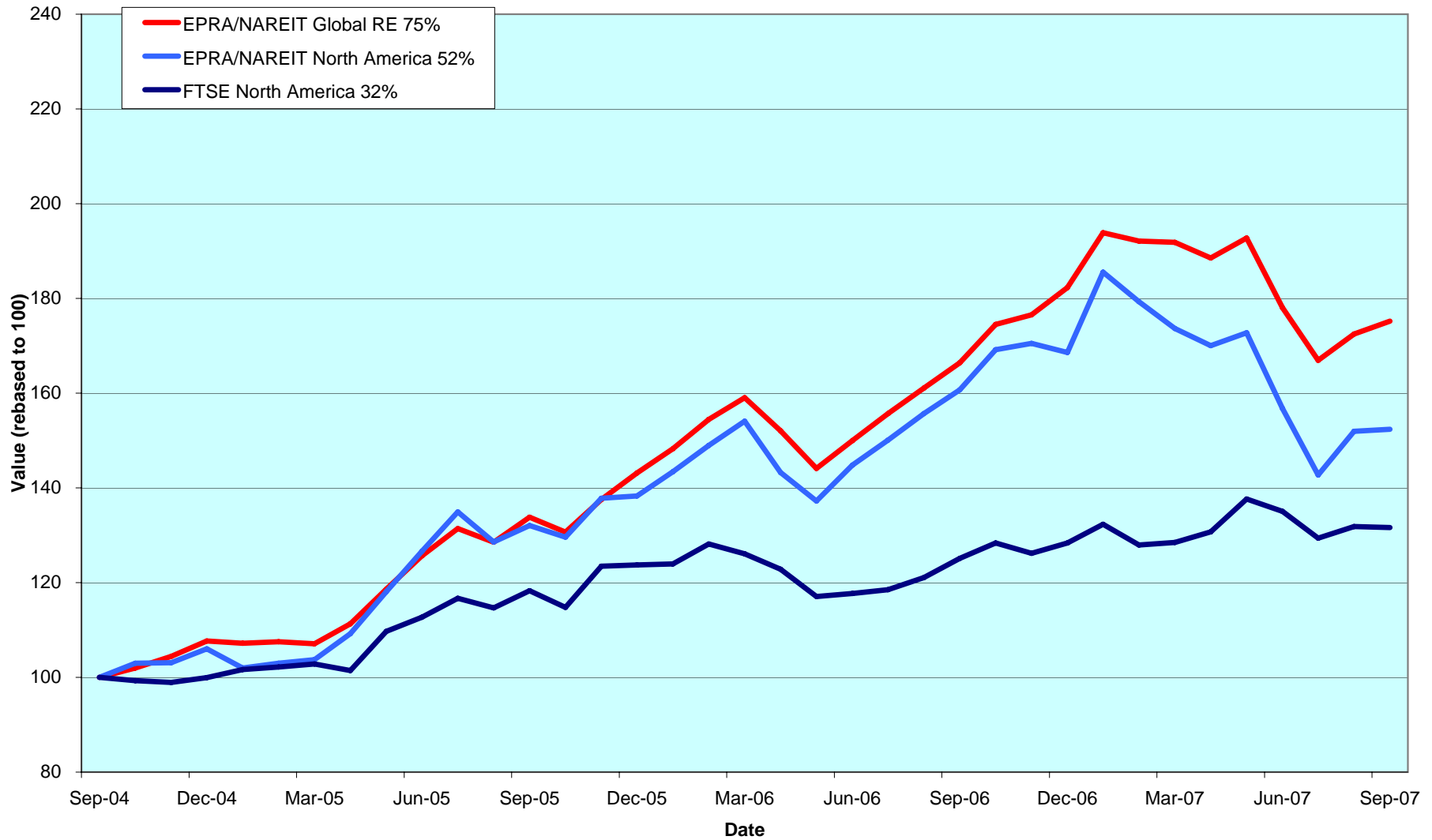
Section 5

EPRA/NAREIT North America Index

CONTACT DETAILS:

EPRA: Schiphol Boulevard 283, 1118 BH Schiphol Airport, The Netherlands, T +31 20 405 3830, F +31 20 405 3840, E info@epra.com, W www.epra.com
NAREIT: 1875 Eye Street, N.W., Suite 600, Washington D.C. 20006, USA, T +1 202 739 9400, F + 1 202 739 9401, E info@nareit.com, W www.nareit.com

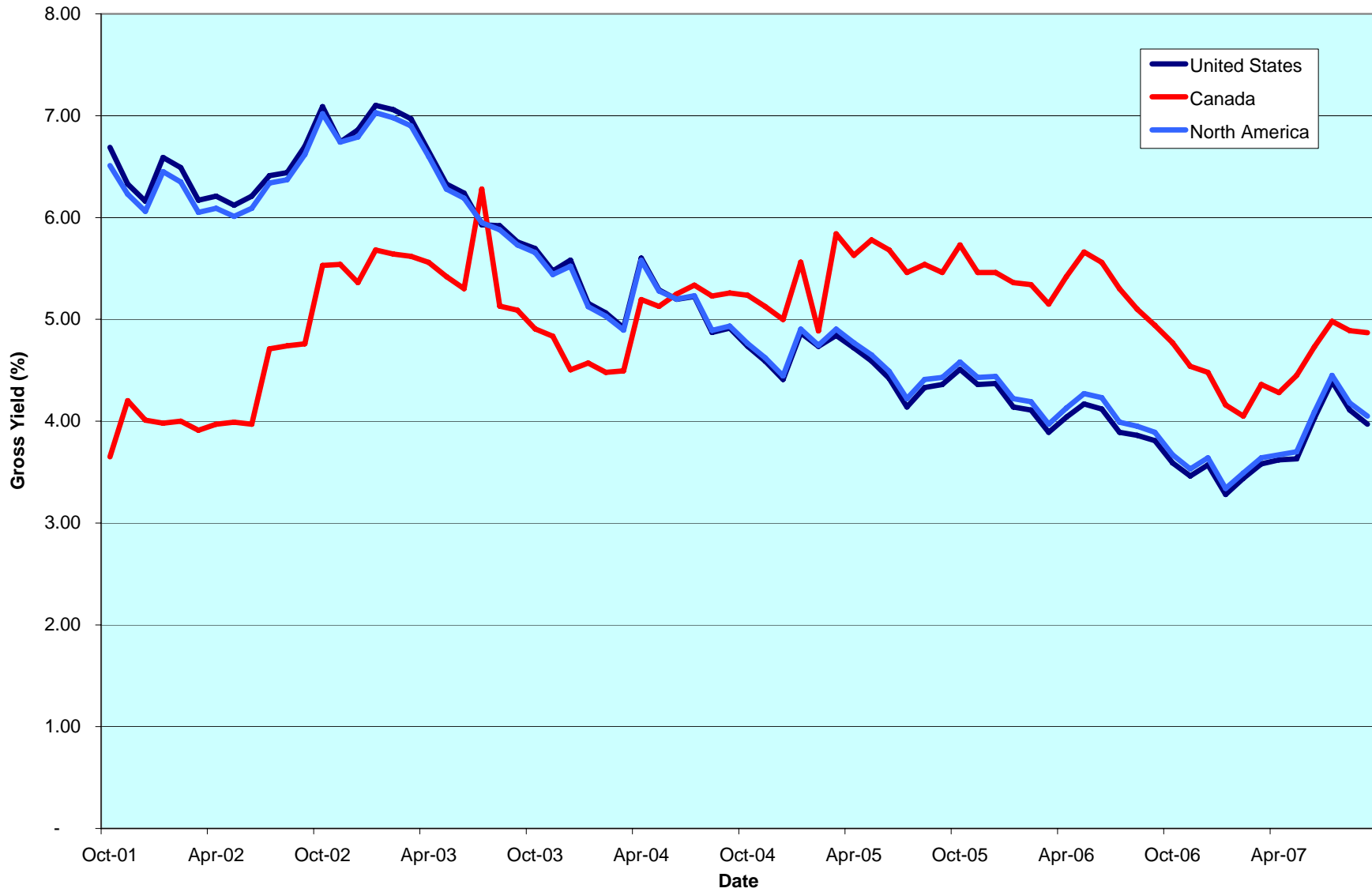
EPRA/NAREIT North America v EPRA/NAREIT Global & FTSE North America - Total Returns (EUR) Rolling 36 Months Performance



CONTACT DETAILS:

EPRA: Schiphol Boulevard 283, 1118 BH Schiphol Airport, The Netherlands, T +31 20 405 3830, F +31 20 405 3840, E info@epra.com, W www.epra.com
 NAREIT: 1875 Eye Street, N.W., Suite 600, Washington D.C. 20006, USA, T +1 202 739 9400, F + 1 202 739 9401, E info@nareit.com, W www.nareit.com

Dividend Yields



CONTACT DETAILS:

EPRA: Schiphol Boulevard 283, 1118 BH Schiphol Airport, The Netherlands, T +31 20 405 3830, F +31 20 405 3840, E info@epra.com, W www.epra.com
 NAREIT: 1875 Eye Street, N.W., Suite 600, Washington D.C. 20006, USA, T +1 202 739 9400, F + 1 202 739 9401, E info@nareit.com, W www.nareit.com

Corporate Actions & Changes North America

12 September 2007	Health Care Property Investors (USA): New name: HCP
19 September 2007	Legacy Hotels REIT (Canada): Deleted following a take-over bid by LGY Acquisition LP

CONTACT DETAILS:

EPRA: Schiphol Boulevard 283, 1118 BH Schiphol Airport, The Netherlands, T +31 20 405 3830, F +31 20 405 3840, E info@epra.com, W www.epra.com
NAREIT: 1875 Eye Street, N.W., Suite 600, Washington D.C. 20006, USA, T +1 202 739 9400, F + 1 202 739 9401, E info@nareit.com, W www.nareit.com

Dividends North America

Ex - Date	Company	Investment Focus	Sector	Curr	Gross Dividend	Dividend Yield %	Pay Date	Type
5-Sep	Diamondrock Hospitality *	Rental	Lodging/Resorts	USD	0.240	3.20	18-Sep	Monthly
5-Sep	Weingarten Realty *	Rental	Retail	USD	0.495	4.31	14-Sep	Quarterly
10-Sep	Parkway Properties *	Rental	Office	USD	0.650	5.89	26-Sep	Quarterly
10-Sep	Public Storage *	Rental	Self Storage	USD	0.500	2.54	27-Sep	Quarterly
11-Sep	PS Business Parks *	Rental	Office Mixed	USD	0.440	2.04	28-Sep	Quarterly
12-Sep	BRE Properties *	Rental	Residential	USD	0.538	3.60	28-Sep	Quarterly
12-Sep	Equity One Inc *	Rental	Retail	USD	0.300	4.34	28-Sep	Quarterly
12-Sep	Extra Space Storage *	Rental	Self Storage	USD	0.228	5.91	28-Sep	Quarterly
12-Sep	Investors Real Estate Trust *	Rental	Diversified	USD	0.167	6.05	1-Oct	Quarterly
12-Sep	Medical Properties Trust *	Rental	Health Care	USD	0.270	8.71	19-Oct	Quarterly
12-Sep	Morguard Corp.	Rental	Diversified	CAD	0.140	0.00	28-Sep	Quarterly
12-Sep	Washington Real Estate Inv. *	Rental	Diversified	USD	0.423	4.85	28-Sep	Quarterly
13-Sep	Digital Realty Trust *	Rental	Specialty	USD	0.286	2.58	1-Oct	Quarterly
13-Sep	Equity Residential *	Rental	Residential	USD	0.463	4.13	12-Oct	Quarterly
13-Sep	Universal Health Realty *	Rental	Health Care	USD	0.575	6.28	28-Sep	Quarterly
13-Sep	Ventas *	Rental	Health Care	USD	0.475	3.56	28-Sep	Quarterly
14-Sep	Eastgroup Properties *	Rental	Industrial	USD	0.500	4.30	28-Sep	Quarterly
17-Sep	H&R Real Estate Investments	Rental	Diversified	CAD	0.114	5.53	28-Sep	Monthly
18-Sep	Canadian Hotel Inc Props *	Rental	Lodging/Resorts	CAD	0.054	4.71	25-Sep	Monthly
18-Sep	LTC Properties *	Rental	Health Care	USD	0.125	5.79	28-Sep	Monthly
18-Sep	Ramco Gerhenson *	Rental	Retail	USD	0.463	5.63	2-Oct	Quarterly
19-Sep	Federal Realty Investment Tru	Rental	Retail	USD	0.610	2.51	15-Oct	Monthly
20-Sep	Developers Diversified Realty	Rental	Retail	USD	0.660	3.96	2-Oct	Monthly
24-Sep	Strategic Hotels & Resorts *	Rental	Lodging/Resorts	USD	0.240	4.32	10-Oct	Quarterly
25-Sep	GMH Communities Trust *	Rental	Residential	USD	0.165	11.74	15-Oct	Quarterly
25-Sep	Getty Realty Corp. *	Rental	Retail	USD	0.465	6.54	11-Oct	Quarterly
26-Sep	Agree Realty Corp *	Rental	Retail	USD	0.490	6.25	11-Oct	Quarterly
26-Sep	American Financial Realty *	Rental	Office	USD	0.190	13.42	19-Oct	Quarterly
26-Sep	Ashford Hospitality *	Rental	Lodging/Resorts	USD	0.210	7.46	15-Oct	Quarterly
26-Sep	Acadia Realty Trust *	Rental	Retail	USD	0.200	2.64	15-Oct	Quarterly
26-Sep	Allied Properties REIT *	Rental	Office	CAD	0.105	5.39	15-Oct	Monthly
26-Sep	Avalonbay Communities *	Rental	Residential	USD	0.850	2.46	15-Oct	Quarterly
26-Sep	Boardwalk REIT *	Rental	Residential	CAD	0.133	2.66	15-Oct	Monthly
26-Sep	BioMed Realty Trust *	Rental	Office	USD	0.310	4.56	15-Oct	Quarterly

** Based on previous period figures

CONTACT DETAILS:

EPRA: Schiphol Boulevard 283, 1118 BH Schiphol Airport, The Netherlands, T +31 20 405 3830, F +31 20 405 3840, E info@epra.com, W www.epra.com
 NAREIT: 1875 Eye Street, N.W., Suite 600, Washington D.C. 20006, USA, T +1 202 739 9400, F + 1 202 739 9401, E info@nareit.com, W www.nareit.com

Dividends North America

Ex - Date	Company	Investment Focus	Sector	Curr	Gross Dividend	Dividend Yield %	Pay Date	Type
26-Sep	Boston Properties *	Rental	Office	USD	0.680	2.62	15-Oct	Quarterly
26-Sep	Canadian Apartment Props *	Rental	Residential	CAD	0.090	5.65	15-Oct	Monthly
26-Sep	CBL & Associates Props *	Rental	Retail	USD	0.505	4.93	15-Oct	Quarterly
26-Sep	Camden Property Trust *	Rental	Residential	USD	0.690	3.99	17-Oct	Quarterly
26-Sep	Chartwell Seniors Housing RE	Rental	Health Care	CAD	0.089	8.32	15-Oct	Monthly
26-Sep	Cominar REIT *	Rental	Diversified	CAD	0.110	5.67	15-Oct	Monthly
26-Sep	Calloway REIT *	Rental	Retail	CAD	0.129	5.79	15-Oct	Monthly
26-Sep	Dundee REIT *	Rental	Diversified	CAD	0.183	5.67	15-Oct	Monthly
26-Sep	Equity Lifestyle Properties *	Rental	Residential	USD	0.150	0.29	12-Oct	Quarterly
26-Sep	Equity Inns *	Rental	Lodging/Resorts	USD	0.250	3.01	October	Quarterly
26-Sep	Entertainment Props *	Rental	Specialty	USD	0.760	5.04	15-Oct	Quarterly
26-Sep	Essex Property Trust *	Rental	Residential	USD	0.930	2.78	15-Oct	Quarterly
26-Sep	First Industrial Realty *	Rental	Industrial	USD	0.710	7.18	15-Oct	Quarterly
26-Sep	Glimcher Realty Trust *	Rental	Retail	USD	0.481	8.18	15-Oct	Quarterly
26-Sep	Innvest REIT *	Rental	Lodging/Resorts	CAD	0.094	9.38	15-Oct	Monthly
26-Sep	Kilroy Realty *	Rental	Office	USD	0.555	3.40	18-Oct	Quarterly
26-Sep	LaSalle Hotel Properties *	Rental	Lodging/Resorts	USD	0.170	2.99	15-Oct	Monthly
26-Sep	Lexington Realty Trust *	Rental	Diversified	USD	0.375	7.25	15-Oct	Monthly
26-Sep	Maguire Properties Inc. *	Rental	Office	USD	0.400	6.19	31-Oct	Quarterly
26-Sep	Northern Property REIT *	Rental	Residential	USD	0.115	0.00	15-Oct	Quarterly
26-Sep	Corporate Office Props *	Rental	Office	USD	0.340	2.63	16-Oct	Quarterly
26-Sep	Primaris Retail Real Estate *	Rental	Retail	CAD	0.098	6.13	15-Oct	Monthly
26-Sep	Post Properties *	Rental	Residential	USD	0.450	4.65	15-Oct	Monthly
26-Sep	Canadian REIT *	Rental	Diversified	CAD	0.111	4.28	15-Oct	Monthly
26-Sep	Riocan Real Estate *	Rental	Retail	CAD	0.110	5.17	5-Oct	Monthly
26-Sep	Sunstone Hotel Investors *	Rental	Lodging/Resorts	CAD	0.320	4.56	15-Oct	Monthly
26-Sep	SL Green Realty *	Rental	Office	USD	0.700	1.95	15-Oct	Quarterly
26-Sep	Taubman Centers *	Rental	Retail	USD	0.375	2.16	22-Oct	Quarterly
26-Sep	Alexandria Real Estate *	Rental	Office	USD	0.760	2.87	15-Oct	Quarterly
26-Sep	Inland Real Estate Corp *	Rental	Retail	USD	0.082	6.20	17-Oct	Monthly
26-Sep	Liberty Property Trust *	Rental	Office Mixed	USD	0.625	6.11	15-Oct	Quarterly
26-Sep	Realty Income *	Rental	Retail	USD	0.136	4.95	15-Oct	Monthly
1-Oct	Mack-Cali Realty Corp. *	Rental	Office	USD	0.640	6.13	15-Oct	Monthly
1-Oct	Kimco Realty Corp. *	Rental	Retail	USD	0.400	2.86	15-Oct	Monthly
1-Oct	Kite Realty Group Trust *	Non-Rental	Retail	USD	0.205	3.99	16-Oct	Monthly

** Based on previous period figures

CONTACT DETAILS:

EPRA: Schiphol Boulevard 283, 1118 BH Schiphol Airport, The Netherlands, T +31 20 405 3830, F +31 20 405 3840, E info@epra.com, W www.epra.com
 NAREIT: 1875 Eye Street, N.W., Suite 600, Washington D.C. 20006, USA, T +1 202 739 9400, F + 1 202 739 9401, E info@nareit.com, W www.nareit.com

Dividends North America

Ex - Date	Company	Investment Focus	Sector	Curr	Gross Dividend	Dividend Yield %	Pay Date	Type
3-Oct	AMB Property *	Rental	Industrial	USD	0.44 **	2.98	November	Quarterly
3-Oct	Brandywine Realty Trust *	Rental	Office	USD	0.440	6.87	19-Oct	Monthly
3-Oct	Mack-Cali Realty *	Rental	Office	USD	0.63 **	6.13	November	Quarterly
3-Oct	Kimco Realty *	Rental	Retail	USD	0.33 **	2.86	November	Quarterly
3-Oct	Sovran Self Storage *	Rental	Self Storage	USD	0.630	5.34	22-Oct	Monthly
3-Oct	Urstadt Biddle *	Rental	Retail	USD	0.230	5.75	19-Oct	Monthly
4-Oct	U-Store-It Trust *	Rental	Self Storage	USD	0.290	8.64	26-Oct	Monthly
10-Oct	Vornado Realty Trust *	Non-Rental	Diversified	USD	0.900	2.89	26-Oct	Quarterly
11-Oct	Mid-America Apartment Comr	Rental	Residential	USD	0.605	4.75	31-Oct	Quarterly
11-Oct	Sun Communities *	Rental	Residential	USD	0.63 **	8.38	November	Quarterly
12-Oct	Canadian Hotel Inc Props *	Rental	Lodging/Resorts	CAD	0.075 **	4.71	November	Monthly
12-Oct	UDR Inc. *	Rental	Residential	USD	0.3 **	4.99	November	Quarterly
14-Oct	General Growth Props *	Rental	Retail	USD	0.41 **	2.97	November	Quarterly
15-Oct	Saul Centers *	Rental	Retail	USD	0.470	3.22	31-Oct	Quarterly
17-Oct	Mid-America Apartment *	Rental	Residential	USD	0.595 **	4.75	November	Quarterly
18-Oct	H&R Real Estate Investments	Rental	Diversified	CAD	0.114	5.53	31-Oct	Monthly
18-Oct	Senior Housing Prop *	Rental	Health Care	USD	0.32 **	5.80	November	Quarterly
19-Oct	Hospitality Properties *	Rental	Lodging/Resorts	USD	0.73 **	7.16	November	Quarterly
19-Oct	HRPT Properties Trust *	Rental	Office	USD	0.21 **	8.49	November	Quarterly
19-Oct	LTC Properties *	Rental	Health Care	USD	0.11 **	5.79	November	Monthly
20-Oct	Education Realty Trust *	Rental	Residential	USD	0.3 **	8.87	November	Quarterly
27-Oct	Allied Properties REIT *	Rental	Office	CAD	0.09833 **	5.39	November	Monthly
27-Oct	Boardwalk REIT *	Rental	Residential	CAD	0.105 **	2.66	November	Monthly
27-Oct	Canadian Apartment Props *	Rental	Residential	CAD	0.09 **	5.65	November	Monthly
27-Oct	Chartwell Seniors Housing RE	Rental	Health Care	CAD	0.08875 **	8.32	November	Monthly
27-Oct	Cominar REIT *	Rental	Diversified	CAD	0.1 **	5.67	November	Monthly
27-Oct	Calloway REIT *	Rental	Retail	CAD	0.12083 **	5.79	November	Monthly
27-Oct	Dundee REIT *	Rental	Diversified	CAD	0.183 **	5.67	November	Monthly
27-Oct	First Potomac Realty Trust *	Rental	Industrial	USD	0.3 **	5.55	November	Quarterly
27-Oct	Health Care REIT *	Rental	Health Care	USD	0.62 **	5.65	November	Quarterly
27-Oct	Innvest REIT *	Rental	Lodging/Resorts	CAD	0.09375 **	9.38	November	Monthly
27-Oct	Inland Real Estate Corp *	Rental	Retail	USD	0.08 **	6.20	November	Monthly
27-Oct	LaSalle Hotel Properties *	Rental	Lodging/Resorts	USD	0.1 **	2.99	November	Monthly
27-Oct	Lexington Corporate *	Rental	Diversified	USD	0.36 **	7.25	November	Quarterly
27-Oct	National Retail Properties *	Rental	Retail	USD	0.325 **	5.33	November	Quarterly

** Based on previous period figures

CONTACT DETAILS:

EPRA: Schiphol Boulevard 283, 1118 BH Schiphol Airport, The Netherlands, T +31 20 405 3830, F +31 20 405 3840, E info@epra.com, W www.epra.com
 NAREIT: 1875 Eye Street, N.W., Suite 600, Washington D.C. 20006, USA, T +1 202 739 9400, F + 1 202 739 9401, E info@nareit.com, W www.nareit.com

Dividends North America

Ex - Date	Company	Investment Focus	Sector	Curr	Gross Dividend	Dividend Yield %	Pay Date	Type
27-Oct	Omega Healthcare Investors *	Rental	Health Care	USD	0.22 **	5.86	November	Quarterly
27-Oct	Primaris Retail REIT *	Rental	Retail	CAD	0.095 **	6.13	November	Monthly
27-Oct	Canadian REIT *	Rental	Diversified	CAD	0.1067 **	4.28	November	Monthly
27-Oct	Riocan Real Estate *	Rental	Retail	CAD	0.1075 **	5.17	November	Monthly
27-Oct	Tanger Factory *	Rental	Retail	USD	0.3225 **	3.22	November	Quarterly
28-Oct	Realty Income *	Rental	Retail	USD	0.115625 **	4.95	November	Monthly

** Based on previous period figures

CONTACT DETAILS:

EPRA: Schiphol Boulevard 283, 1118 BH Schiphol Airport, The Netherlands, T +31 20 405 3830, F +31 20 405 3840, E info@epra.com, W www.epra.com
 NAREIT: 1875 Eye Street, N.W., Suite 600, Washington D.C. 20006, USA, T +1 202 739 9400, F + 1 202 739 9401, E info@nareit.com, W www.nareit.com

EPRA/NAREIT North America Index - Stock Performance

Index Constituents	Investment Focus	Sector	Local Price 28-Sep	Free Float Mkt Cap EUR (m) 28-Sep	Free Float Global Wght (%) 28-Sep	Free Float Nth Am Wght (%) 28-Sep	Div Yld (%) 28-Sep	Total Rtn (%) - 5 Yrs	Total Rtn (%) - 3 Yrs	Total Rtn (%) - 1 Yr	Total Rtn (%) QTD	Price Rtn (%) Sep-07	Dividend Rtn (%) Sep-07	Total Rtn (%) Sep-07	Total Rtn (%) YTD	36 Mths Vity (%)	Turnover 3 month Annualised USD (m)	Annual Velocity (%)
Brookfield Props	Rental	Office	24.70	5,202	0.82	2.03	2.25	27.44	30.59	45.08	-4.42	2.28	0.00	2.28	23.25	29.94	2,031	27
Riocan Real Estate *	Rental	Retail	24.85	3,666	0.58	1.43	5.31	19.22	20.34	9.00	6.47	5.61	0.47	6.08	2.74	15.50	3,310	63
H & R Real Estate *	Rental	Diversified	23.80	2,254	0.36	0.88	5.76	16.57	16.65	8.92	5.24	4.57	0.50	5.07	3.06	14.57	1,900	59
Boardwalk REIT *	Rental	Residential	47.35	1,733	0.27	0.68	3.38	28.39	44.58	51.74	-1.85	1.05	0.28	1.33	17.49	21.11	1,845	75
Calloway REIT *	Rental	Retail	24.79	1,313	0.21	0.51	6.24	38.37	19.47	-3.56	0.13	3.72	0.54	4.26	-6.08	19.13	1,043	56
Canadian REIT *	Rental	Diversified	29.95	1,280	0.20	0.50	4.44	22.30	27.02	17.08	3.96	0.84	0.37	1.21	-1.70	16.19	1,035	57
Chartwell Seniors Housing RE	Rental	Health Care	12.80	849	0.13	0.33	8.32	-NA-	9.56	-0.61	-12.78	-12.39	0.61	-11.78	-2.45	19.28	936	78
Canadian Apartment Props *	Rental	Residential	19.10	818	0.13	0.32	5.65	12.32	17.56	10.33	-0.87	3.80	0.49	4.29	7.16	14.92	702	60
Primaris Retail REIT *	Rental	Retail	18.52	809	0.13	0.32	6.37	-NA-	20.19	8.20	-3.46	1.59	0.54	2.13	2.78	15.82	582	51
Cominar REIT *	Rental	Diversified	21.44	677	0.11	0.26	6.16	17.78	16.62	9.13	1.04	-3.34	0.50	-2.84	-0.52	13.31	450	47
Extencare REIT	Rental	Health Care	14.89	637	0.10	0.25	7.45	-NA-	-NA-	-NA-	-4.86	1.02	0.00	1.02	-NA-	-NA-	644	71
Canadian Hotel Inc Props *	Rental	Lodging/Resorts	19.09	487	0.08	0.19	4.94	20.37	29.20	48.14	24.47	0.32	0.28	0.60	32.48	23.33	2,770	400
Innvest REIT *	Rental	Lodging/Resorts	12.00	476	0.07	0.19	9.38	12.05	10.81	-0.19	0.34	2.13	0.80	2.93	-6.93	16.81	376	56
Dundee REIT *	Rental	Diversified	38.73	463	0.07	0.18	5.67	24.61	23.01	18.35	-14.61	4.03	0.49	4.52	4.47	17.45	-NA-	-NA-
Morguard REIT*	Rental	Diversified	13.71	430	0.07	0.17	6.56	-NA-	-NA-	25.18	-0.72	6.53	1.09	7.61	2.84	-NA-	22	4
Allied Properties REIT *	Rental	Office	22.07	389	0.06	0.15	5.71	-NA-	26.45	21.74	3.87	3.81	0.49	4.30	-1.04	19.31	390	70
Northern Property REIT*	Rental	Residential	23.40	373	0.06	0.15	5.90	-NA-	-NA-	8.54	2.97	5.36	0.52	5.88	-12.58	-NA-	368	69
Canada Total				21,856	3.44	8.55	4.87											

Simon Property Group *	Rental	Retail	100.00	15,707	2.47	6.14	3.36	26.10	26.67	13.97	8.38	5.35	0.00	5.35	1.21	20.80	27,498	123
Prologis *	Non-Rental	Industrial	66.35	11,955	1.88	4.67	2.77	24.35	26.40	19.40	17.42	10.29	0.00	10.29	11.45	21.02	22,225	131
Vornado Realty Trust *	Non-Rental	Diversified	109.35	11,654	1.84	4.56	3.11	26.30	24.42	4.05	0.33	2.59	0.00	2.59	-7.90	18.63	22,770	137
Archstone-Smith Trust *	Rental	Residential	60.14	9,427	1.49	3.69	3.01	24.03	28.20	12.93	1.74	2.28	0.00	2.28	4.87	20.63	34,143	255
General Growth Props *	Rental	Retail	53.62	9,241	1.46	3.61	3.36	28.72	23.58	16.31	2.12	7.87	0.00	7.87	5.25	24.41	22,994	175
Boston Properties *	Rental	Office	103.90	8,690	1.37	3.40	2.62	27.00	28.54	8.36	2.40	3.83	0.68	4.51	-5.31	21.46	17,674	143
Host Hotels & Resorts *	Rental	Lodging/Resorts	22.44	8,265	1.30	3.23	3.57	20.30	18.55	-1.41	-2.94	0.67	0.00	0.67	-8.59	18.96	14,673	125
Equity Residential Props *	Rental	Residential	42.36	8,255	1.30	3.23	4.37	16.41	15.46	-12.59	-6.15	5.27	1.15	6.42	-13.80	22.08	16,390	140
Kimco Realty *	Rental	Retail	45.21	8,047	1.27	3.15	3.19	27.00	24.22	8.82	19.70	5.58	0.00	5.58	2.18	22.43	14,165	124
Public Storage *	Rental	Self Storage	78.65	7,058	1.11	2.76	2.54	22.53	19.47	-6.21	3.03	3.79	0.66	4.45	-17.79	19.92	13,424	134

* -5 & -3 Years Total Returns are annualised

CONTACT DETAILS:

EPRA: Schiphol Boulevard 283, 1118 BH Schiphol Airport, The Netherlands, T +31 20 405 3830, F +31 20 405 3840, E info@epra.com, W www.epra.com
 NAREIT: 1875 Eye Street, N.W., Suite 600, Washington D.C. 20006, USA, T +1 202 739 9400, F +1 202 739 9401, E info@nareit.com, W www.nareit.com

EPRA/NAREIT North America Index - Stock Performance

Index Constituents	Investment Focus	Sector	Local Price 28-Sep	Free Float Mkt Cap EUR (m) 28-Sep	Free Float Global Wght (%) 28-Sep	Free Float Nth Am Wght (%) 28-Sep	Div Yld (%) 28-Sep	Total Rtn (%) - 5 Yrs	Total Rtn (%) - 3 Yrs	Total Rtn (%) - 1 Yr	Total Rtn (%) QTD	Price Rtn (%) Sep-07	Dividend Rtn (%) Sep-07	Total Rtn (%) Sep-07	Total Rtn (%) YTD	36 Mths Vity (%)	Turnover 3 month Annualised USD (m)	Annual Velocity (%)
Avalonbay Communities *	Rental	Residential	118.06	6,525	1.03	2.55	2.88	26.02	28.33	0.82	0.03	3.22	0.74	3.96	-7.26	21.35	17,016	183
Developers Diversified *	Rental	Retail	55.87	4,909	0.77	1.92	4.73	24.70	17.11	4.81	7.25	4.47	1.23	5.70	-8.10	20.22	11,357	163
SL Green Realty *	Rental	Office	116.77	4,886	0.77	1.91	2.40	33.01	33.81	7.05	-5.18	4.72	0.63	5.34	-10.48	22.29	12,182	175
Health Care Properties *	Rental	Health Care	33.17	4,792	0.75	1.87	5.37	14.34	13.78	12.50	16.19	9.04	0.00	9.04	-6.29	22.97	-NA-	-NA-
The Macerich Company *	Rental	Retail	87.58	4,421	0.70	1.73	3.24	26.53	21.57	18.41	7.12	7.83	0.00	7.83	3.63	20.88	9,770	155
AMB Property *	Rental	Industrial	59.81	4,159	0.66	1.63	3.34	18.87	20.80	12.01	13.32	8.79	0.00	8.79	3.75	15.75	8,175	138
Ventas *	Rental	Health Care	41.40	3,879	0.61	1.52	4.59	29.55	20.87	12.14	15.52	8.72	1.25	9.97	1.19	21.93	8,232	149
Regency Centers *	Rental	Retail	76.75	3,701	0.58	1.45	3.44	23.21	21.72	15.37	9.80	10.48	0.00	10.48	0.72	21.01	6,361	121
Federal Realty Inv *	Rental	Retail	88.60	3,500	0.55	1.37	2.75	29.80	29.51	22.39	15.47	5.39	0.73	6.11	6.31	20.53	6,094	122
Duke Realty Corp *	Rental	Office Mixed	33.81	3,254	0.51	1.27	5.68	11.87	5.93	-4.38	-3.87	0.06	0.00	0.06	-13.84	18.28	5,395	117
Apartment Investment *	Rental	Residential	45.13	3,083	0.49	1.21	5.32	8.35	14.59	-12.64	-9.30	0.96	0.00	0.96	-17.30	22.03	9,843	224
Forest City Enterprises	Rental	Diversified	55.16	2,988	0.47	1.17	0.58	28.27	26.75	2.12	-10.15	-0.70	0.00	-0.70	-5.17	20.12	2,990	70
Hospitality Properties *	Rental	Lodging/Resorts	40.65	2,682	0.42	1.05	7.48	11.86	6.88	-3.20	-2.02	3.02	0.00	3.02	-5.53	14.13	5,075	133
Liberty Property Trust *	Rental	Office Mixed	40.21	2,600	0.41	1.02	6.22	11.08	6.12	-10.66	-7.05	2.94	1.60	4.54	-14.38	17.31	5,606	152
Camden Property Trust *	Rental	Residential	64.25	2,536	0.40	0.99	4.30	18.43	16.01	-11.88	-3.03	4.49	1.12	5.61	-10.20	22.88	5,912	164
Health Care REIT *	Rental	Health Care	44.24	2,505	0.39	0.98	5.97	15.48	13.49	16.22	11.25	10.88	0.00	10.88	6.60	20.60	5,701	160
Weingarten Realty *	Rental	Retail	41.46	2,495	0.39	0.98	4.78	15.50	12.48	0.91	2.08	3.11	1.23	4.34	-6.86	20.07	5,846	165
UDR Inc. *	Rental	Residential	24.32	2,302	0.36	0.90	5.43	13.75	12.21	-15.22	-6.27	-3.15	0.00	-3.15	-20.44	21.43	5,561	170
Corrections Corp of US	Rental	Specialty	26.17	2,259	0.36	0.88	0.00	41.07	30.46	21.02	-17.07	1.99	0.00	1.99	15.72	22.42	3,376	105
Essex Property Trust *	Rental	Residential	117.57	2,080	0.33	0.81	3.16	22.07	21.15	-0.16	1.89	-0.19	0.79	0.60	-6.88	20.94	4,610	156
Realty Income *	Rental	Retail	27.95	1,985	0.31	0.78	5.84	15.11	12.57	18.83	12.54	3.52	0.50	4.02	5.09	17.63	3,868	137
BRE Properties *	Rental	Residential	55.93	1,983	0.31	0.78	3.84	16.50	17.42	-2.80	-4.76	0.70	0.97	1.67	-11.50	21.87	4,600	163
Alexandria Real Estate *	Rental	Office	96.26	1,981	0.31	0.77	3.16	20.92	16.82	5.82	0.21	3.14	0.81	3.95	-1.87	19.87	4,818	171
Mack-Cali Realty *	Rental	Office	41.10	1,963	0.31	0.77	6.23	10.84	3.21	-15.71	-4.02	-1.58	0.00	-1.58	-15.65	20.18	3,776	135
Nationwide Health Props *	Rental	Health Care	30.13	1,927	0.30	0.75	5.44	17.32	18.75	18.74	12.28	8.58	0.00	8.58	3.77	22.65	5,202	190

* -5 & -3 Years Total Returns are annualised

CONTACT DETAILS:

EPRA: Schiphol Boulevard 283, 1118 BH Schiphol Airport, The Netherlands, T +31 20 405 3830, F +31 20 405 3840, E info@epra.com, W www.epra.com
NAREIT: 1875 Eye Street, N.W., Suite 600, Washington D.C. 20006, USA, T +1 202 739 9400, F +1 202 739 9401, E info@nareit.com, W www.nareit.com

EPRA/NAREIT North America Index - Stock Performance

Index Constituents	Investment Focus	Sector	Local Price 28-Sep	Free Float Mkt Cap EUR (m) 28-Sep	Free Float Global Wght (%) 28-Sep	Free Float Nth Am Wght (%) 28-Sep	Div Yld (%) 28-Sep	Total Rtn (%) - 5 Yrs	Total Rtn (%) - 3 Yrs	Total Rtn (%) - 1 Yr	Total Rtn (%) QTD	Price Rtn (%) Sep-07	Dividend Rtn (%) Sep-07	Total Rtn (%) Sep-07	Total Rtn (%) YTD	36 Mths Vlty (%)	Turnover 3 month Annualised USD (m)	Annual Velocity (%)
Digital Realty Trust *	Rental	Specialty	39.39	1,681	0.26	0.66	2.91	-NA-	-NA-	28.77	5.30	1.00	0.73	1.73	16.98	-NA-	7,221	302
CBL & Associates Props *	Rental	Retail	35.05	1,611	0.25	0.63	5.76	16.50	9.68	-11.55	-1.37	6.34	1.53	7.87	-15.65	22.37	3,465	151
Brandywine Realty Trust *	Rental	Office	25.31	1,549	0.24	0.61	6.95	8.63	2.41	-16.84	-9.90	-1.82	0.00	-1.82	-19.91	22.37	2,896	131
Taubman Centers *	Rental	Retail	54.75	1,528	0.24	0.60	2.74	33.67	31.41	26.63	11.12	6.15	0.73	6.87	9.86	19.99	4,300	198
Orient Express Hotel	Rental	Lodging/Resorts	51.27	1,515	0.24	0.59	0.20	-NA-	-NA-	37.16	-3.99	2.44	0.00	2.44	8.35	-NA-	8,952	415
Highwoods Properties *	Rental	Office	36.67	1,463	0.23	0.57	4.64	14.22	19.28	3.12	-1.08	2.75	0.00	2.75	-6.91	23.97	2,779	134
HRPT Properties Trust *	Rental	Office	9.89	1,459	0.23	0.57	8.49	11.52	4.72	-8.45	-2.88	1.12	0.00	1.12	-14.82	17.68	2,120	102
Kilroy Realty *	Rental	Office	60.63	1,381	0.22	0.54	3.66	24.50	20.75	-16.61	-13.63	-0.82	0.91	0.09	-20.13	21.89	3,549	181
Corporate Office Props *	Rental	Office	41.63	1,378	0.22	0.54	3.27	28.22	20.74	-4.16	2.34	-3.34	0.79	-2.55	-15.61	23.35	3,029	155
Senior Housing Prop *	Rental	Health Care	22.06	1,285	0.20	0.50	6.17	20.46	13.39	9.70	10.07	8.46	0.00	8.46	-5.72	25.36	2,469	135
First Industrial Realty *	Rental	Industrial	38.87	1,241	0.20	0.49	7.31	11.23	8.62	-5.20	2.12	-4.68	1.74	-2.94	-12.56	18.45	3,866	219
Home Props of New York *	Rental	Residential	52.18	1,232	0.19	0.48	4.98	14.79	14.80	-4.16	1.73	2.68	0.00	2.68	-8.67	22.44	3,728	213
DCT Industrial Trust	Rental	Industrial	10.47	1,230	0.19	0.48	4.58	-NA-	-NA-	-NA-	-2.70	2.45	0.00	2.45	-NA-	-NA-	3,042	174
LaSalle Hotel Properties *	Rental	Lodging/Resorts	42.08	1,182	0.19	0.46	4.85	31.05	18.91	1.38	-1.91	1.06	0.41	1.46	-5.08	18.11	3,521	209
Post Properties *	Rental	Residential	38.70	1,176	0.19	0.46	4.65	13.08	13.83	-14.77	-24.90	-3.03	1.13	-1.90	-12.36	21.28	3,763	225
Diamondrock Hospitality *	Rental	Lodging/Resorts	17.41	1,157	0.18	0.45	5.51	-NA-	-NA-	10.23	-7.49	-3.01	1.34	-1.67	0.67	-NA-	4,437	270
National Retail Properties *	Rental	Retail	24.38	1,144	0.18	0.45	5.82	13.92	15.91	19.26	13.15	3.79	0.00	3.79	10.78	17.60	2,914	179
Colonial Properties *	Rental	Residential	34.30	1,132	0.18	0.44	7.93	11.54	10.81	-0.12	-4.03	-4.48	0.00	-4.48	-0.01	17.57	2,374	147
BioMed Realty Trust *	Rental	Office	24.10	1,110	0.17	0.43	5.15	-NA-	16.12	-16.55	-2.83	-1.15	1.27	0.12	-12.48	23.57	2,344	148
Washington Real Estate *	Rental	Diversified	33.18	1,088	0.17	0.43	5.09	10.10	7.91	-12.44	-1.17	1.31	1.29	2.60	-13.91	19.63	2,593	167
Sunstone Hotel Investors *	Rental	Lodging/Resorts	25.64	1,079	0.17	0.42	4.99	-NA-	-NA-	-9.42	-8.56	-4.90	1.19	-3.71	-0.49	-NA-	4,959	323
Strategic Hotel Capital *	Rental	Lodging/Resorts	20.59	1,076	0.17	0.42	4.66	-NA-	19.93	8.30	-7.38	0.10	1.17	1.26	-2.20	22.39	4,449	291
Pennsylvania Real Estate *	Rental	Retail	38.94	1,061	0.17	0.41	5.86	14.15	5.75	-3.17	-10.87	2.93	0.00	2.93	3.22	20.25	2,342	155
Douglas Emmett	Rental	Office	24.73	955	0.15	0.37	2.83	-NA-	-NA-	17.76	-0.04	1.15	0.00	1.15	-7.00	-NA-	4,917	362
Entertainment Props *	Rental	Specialty	50.80	945	0.15	0.37	5.98	23.33	15.93	9.02	-4.13	6.19	1.59	7.78	-9.17	23.33	2,002	149

* -5 & -3 Years Total Returns are annualised

CONTACT DETAILS:

EPRA: Schiphol Boulevard 283, 1118 BH Schiphol Airport, The Netherlands, T +31 20 405 3830, F +31 20 405 3840, E info@epra.com, W www.epra.com
 NAREIT: 1875 Eye Street, N.W., Suite 600, Washington D.C. 20006, USA, T +1 202 739 9400, F +1 202 739 9401, E info@nareit.com, W www.nareit.com

EPRA/NAREIT North America Index - Stock Performance

Index Constituents	Investment Focus	Sector	Local Price 28-Sep	Free Float Mkt Cap EUR (m) 28-Sep	Free Float Global Wght (%) 28-Sep	Free Float Nth Am Wght (%) 28-Sep	Div Yld (%) 28-Sep	Total Rtn (%) - 5 Yrs	Total Rtn (%) - 3 Yrs	Total Rtn (%) - 1 Yr	Total Rtn (%) QTD	Price Rtn (%) Sep-07	Dividend Rtn (%) Sep-07	Total Rtn (%) Sep-07	Total Rtn (%) YTD	36 Mths Vity (%)	Turnover 3 month Annualised USD (m)	Annual Velocity (%)
Lexington Corporate *	Rental	Diversified	20.01	901	0.14	0.35	7.50	11.81	5.35	4.35	-2.00	-3.24	1.81	-1.43	-4.10	14.95	2,088	163
Healthcare Realty Trust *	Rental	Health Care	26.66	894	0.14	0.35	5.78	7.75	0.38	-12.78	-2.65	6.77	0.00	6.77	-18.16	22.87	2,784	219
Tanger Factory *	Rental	Retail	40.59	892	0.14	0.35	3.55	27.45	25.81	17.88	9.35	6.62	0.00	6.62	6.58	21.07	2,170	171
Mid-America Apartment *	Rental	Residential	49.85	889	0.14	0.35	4.85	19.87	13.52	-14.64	-3.86	0.52	0.00	0.52	-9.74	21.04	2,092	166
Equity Lifestyle Properties *	Rental	Residential	51.80	886	0.14	0.35	1.16	11.58	16.58	14.47	-0.46	6.37	0.31	6.67	-4.01	18.18	1,667	132
Equity Inns *	Rental	Lodging/Resorts	22.58	876	0.14	0.34	4.43	33.18	36.16	47.99	1.92	0.27	1.11	1.38	46.18	22.13	3,063	246
Felcor Lodging Trust *	Rental	Lodging/Resorts	19.93	869	0.14	0.34	6.02	11.27	23.74	4.39	-22.28	-9.16	0.00	-9.16	-6.23	23.83	2,363	191
Ashford Hospitality *	Rental	Lodging/Resorts	10.05	866	0.14	0.34	8.36	-NA-	9.50	-8.80	-12.76	-7.88	1.92	-5.96	-14.22	20.42	1,486	121
Maguire Properties Inc. *	Rental	Office	25.83	853	0.13	0.33	6.19	-NA-	8.01	-32.67	-23.59	-0.69	1.54	0.85	-32.43	25.19	2,756	227
Cousins Properties *	Non-Rental	Diversified	29.36	798	0.13	0.31	5.04	16.34	10.08	0.23	2.48	6.88	0.00	6.88	-13.61	23.65	2,407	212
Eastgroup Properties *	Rental	Industrial	45.26	753	0.12	0.29	4.42	17.29	15.49	-5.23	4.43	6.67	1.18	7.85	-12.70	15.95	1,173	110
Omega Healthcare Investors *	Rental	Health Care	15.53	742	0.12	0.29	6.95	27.15	19.43	10.46	-0.19	4.30	0.00	4.30	-7.84	23.82	1,093	104
American Financial Realty *	Rental	Office	8.05	738	0.12	0.29	9.44	-NA-	-8.33	-21.06	-20.16	-2.78	2.29	-0.48	-24.65	22.55	1,624	155
Inland Real Estate Corp *	Rental	Retail	15.49	709	0.11	0.28	6.33	13.69	7.69	-6.04	-7.33	0.06	0.53	0.59	-13.35	18.23	1,041	103
Equity One Inc *	Rental	Retail	27.20	705	0.11	0.28	4.41	19.87	15.79	17.23	7.63	3.98	1.15	5.12	4.28	22.62	2,125	212
Extra Space Storage *	Rental	Self Storage	15.39	702	0.11	0.27	5.91	-NA-	12.43	-5.83	-5.35	0.13	1.48	1.61	-11.98	22.83	2,029	203
Sovran Self Storage *	Rental	Self Storage	45.84	696	0.11	0.27	5.41	13.78	10.73	-13.02	-3.53	1.62	0.00	1.62	-16.72	18.62	1,088	110
PS Business Parks *	Rental	Office Mixed	56.85	638	0.10	0.25	3.10	13.12	15.01	-3.30	-9.59	0.62	0.78	1.40	-17.95	21.40	638	70
Glimcher Realty Trust *	Rental	Retail	23.50	622	0.10	0.24	8.18	12.06	6.40	2.60	-4.08	5.10	2.15	7.25	-6.62	21.74	1,185	134
Acadia Realty Trust *	Rental	Retail	27.13	613	0.10	0.24	2.95	32.80	25.79	9.53	5.32	8.65	0.80	9.45	10.83	18.55	1,190	136
Alexander's Inc. *	Rental	Retail	385.50	545	0.09	0.21	0.00	44.59	24.64	24.25	-4.64	-3.56	0.00	-3.56	-8.14	28.04	893	115
U-Store-It Trust *	Rental	Self Storage	13.20	529	0.08	0.21	8.79	-NA-	-NA-	-33.08	-17.69	-2.65	0.00	-2.65	-31.53	-NA-	2,288	304
Parkway Properties *	Rental	Office	44.14	493	0.08	0.19	5.89	11.05	3.79	0.54	-6.75	-4.62	1.40	-3.22	-9.65	23.52	1,055	150
American Campus Communiti	Rental	Residential	29.29	485	0.08	0.19	4.61	-NA-	21.35	20.11	4.73	3.35	0.00	3.35	6.44	20.29	1,429	207
Saul Centers *	Rental	Retail	51.50	477	0.08	0.19	3.42	20.74	19.76	18.27	14.53	2.88	0.00	2.88	-4.33	25.86	501	74

* -5 & -3 Years Total Returns are annualised

CONTACT DETAILS:

EPRA: Schiphol Boulevard 283, 1118 BH Schiphol Airport, The Netherlands, T +31 20 405 3830, F +31 20 405 3840, E info@epra.com, W www.epra.com
 NAREIT: 1875 Eye Street, N.W., Suite 600, Washington D.C. 20006, USA, T +1 202 739 9400, F + 1 202 739 9401, E info@nareit.com, W www.nareit.com

EPRA/NAREIT North America Index - Stock Performance

Index Constituents	Investment Focus	Sector	Local Price 28-Sep	Free Float Mkt Cap EUR (m) 28-Sep	Free Float Global Wght (%) 28-Sep	Free Float Nth Am Wght (%) 28-Sep	Div Yld (%) 28-Sep	Total Rtn (%) - 5 Yrs	Total Rtn (%) - 3 Yrs	Total Rtn (%) - 1 Yr	Total Rtn (%) QTD	Price Rtn (%) Sep-07	Dividend Rtn (%) Sep-07	Total Rtn (%) Sep-07	Total Rtn (%) YTD	36 Mths Vlty (%)	Turnover 3 month Annualised USD (m)	Annual Velocity (%)
Medical Properties Trust *	Rental	Health Care	13.32	461	0.07	0.18	8.11	-NA-	-NA-	7.54	2.72	-1.11	2.00	0.89	-7.65	-NA-	1,919	293
Cedar Shopping Centers *	Rental	Retail	13.62	423	0.07	0.17	6.61	5.93	5.37	-10.20	-3.52	2.87	0.00	2.87	-10.15	18.46	595	99
Ramco Gerhenson *	Rental	Retail	31.24	406	0.06	0.16	5.92	15.14	10.55	3.52	-11.77	-3.13	1.43	-1.70	-14.45	20.03	907	157
LTC Properties *	Rental	Health Care	23.67	392	0.06	0.15	6.34	29.35	15.86	3.73	5.69	4.83	0.55	5.38	-9.21	21.95	579	104
Sun Communities *	Rental	Residential	30.08	387	0.06	0.15	8.38	2.94	-1.37	2.00	3.16	5.51	0.00	5.51	-1.21	14.16	862	157
Kite Realty Group Trust *	Non-Rental	Retail	18.80	382	0.06	0.15	4.15	-NA-	17.03	14.91	-0.13	10.72	0.00	10.72	4.11	18.72	626	115
First Potomac Realty Trust *	Rental	Industrial	21.80	372	0.06	0.15	6.24	-NA-	7.15	-23.46	-4.94	2.88	0.00	2.88	-21.61	21.28	867	164
Investors Real Estate *	Rental	Diversified	10.80	366	0.06	0.14	6.19	3.82	8.46	17.47	6.17	3.35	1.60	4.95	10.13	11.71	377	72
Getty Realty *	Rental	Retail	27.20	354	0.06	0.14	6.84	13.51	7.52	-0.82	5.27	-0.26	1.71	1.45	-7.49	17.52	451	90
Hilltop Holdings	Rental	Residential	11.74	349	0.05	0.14	0.00	-NA-	-4.91	21.16	-0.68	-2.33	0.00	-2.33	0.77	26.45	-NA-	-NA-
National Healthcare	Rental	Health Care	51.39	340	0.05	0.13	1.63	-NA-	-NA-	-NA-	-0.41	-2.28	0.00	-2.28	-6.90	-NA-	233	48
Universal Health Realty *	Rental	Health Care	35.53	292	0.05	0.11	6.47	12.64	12.48	8.08	8.42	6.00	1.72	7.71	-2.07	23.58	387	93
Hersha Hospitality Trust	Rental	Lodging/Resorts	9.90	283	0.04	0.11	7.27	-NA-	-NA-	3.13	-16.24	-9.42	0.00	-9.42	-12.70	-NA-	707	176
Education Realty Trust *	Rental	Residential	13.50	271	0.04	0.11	6.07	-NA-	-NA-	-2.98	-2.32	-1.24	0.00	-1.24	-4.43	-NA-	743	193
Republic Property	Rental	Office	14.67	269	0.04	0.11	3.41	-NA-	-NA-	33.12	19.76	2.09	0.00	2.09	27.12	-NA-	2,045	535
Winthrop Realty Trust	Rental	Diversified	6.73	233	0.04	0.09	3.86	-NA-	-NA-	-NA-	-2.60	5.98	0.00	5.98	-1.75	-NA-	552	167
GMH Communities Trust *	Rental	Residential	7.75	227	0.04	0.09	8.52	-NA-	-NA-	-33.36	-18.32	-1.40	2.10	0.70	-18.77	-NA-	408	127
Urstadt Biddle Class A *	Rental	Retail	15.47	204	0.03	0.08	5.95	10.63	5.59	-9.82	-7.70	-8.68	0.00	-8.68	-15.35	21.74	212	73
Agree Realty Corp *	Rental	Retail	31.34	169	0.03	0.07	6.25	17.84	9.43	1.37	1.86	2.75	1.61	4.36	-4.54	16.68	349	145
Associated Estates Realty	Rental	Residential	13.04	160	0.03	0.06	5.21	-NA-	-NA-	-15.71	-16.36	-7.78	0.00	-7.78	-5.09	-NA-	367	161
United States Total				233,859	36.84	91.45	3.97											

* -5 & -3 Years Total Returns are annualised

CONTACT DETAILS:

EPRA: Schiphol Boulevard 283, 1118 BH Schiphol Airport, The Netherlands, T +31 20 405 3830, F +31 20 405 3840, E info@epra.com, W www.epra.com
 NAREIT: 1875 Eye Street, N.W., Suite 600, Washington D.C. 20006, USA, T +1 202 739 9400, F +1 202 739 9401, E info@nareit.com, W www.nareit.com

EPRA/NAREIT North America Index - Index Performance

Gross Total Return			Free Float Mkt Cap Ccy (m) Sep/07	Free Float Mkt Cap (%) Weight Sep/07	Div Yld (%) Sep/07	Total Rtn (%) - 5 Yrs	Total Rtn (%) - 3 Yrs	Total Rtn (%) - 1 Yr	Total Rtn (%) QTD	Total Rtn (%) Sep/07	Total Rtn (%) YTD	36 Mths Vlity (%)
Index Description	Curr	Close Value Sep/07										
Nth America	EUR	2,978.89	255,715.07	100.00	4.05	14.07	15.07	- 5.16	- 2.80	0.28	- 9.61	16.34
United States	EUR	2,791.78	233,858.88	91.45	3.97	13.57	14.37	- 6.41	- 3.18	- 0.12	- 10.98	16.78
US Dividend+	EUR	3,479.91	224,978.31	87.98	-NA-	-NA-	-NA-	-NA-	-NA-	-NA-	-NA-	-NA-
Canada	EUR	3,930.78	21,856.19	8.55	4.87	21.22	24.34	9.91	1.48	4.72	7.40	13.66
Nth America	USD	4,043.58	363,665.56	142.22	4.05	22.69	20.39	6.48	2.35	4.61	- 2.52	15.33
United States	USD	3,961.21	332,582.75	130.06	3.97	22.15	19.66	5.08	1.95	4.20	- 3.99	15.77
US Dividend+	USD	4,881.24	319,953.23	125.12	-NA-	-NA-	-NA-	-NA-	- 5.13	2.82	-NA-	-NA-
Canada	USD	5,577.31	31,082.81	12.16	4.87	30.38	30.08	23.40	6.86	9.25	15.83	12.61
Nth America	GBP	3,198.56	178,497.97	69.80	4.05	16.50	15.72	- 2.38	0.80	3.57	- 6.36	17.27
United States	GBP	3,133.41	163,241.59	63.84	3.97	15.99	15.02	- 3.66	0.40	3.16	- 7.77	17.68
US Dividend+	GBP	3,861.17	157,042.64	61.41	-NA-	-NA-	-NA-	-NA-	-NA-	-NA-	-NA-	-NA-
Canada	GBP	4,411.78	15,256.38	5.97	4.87	23.79	25.04	13.14	5.23	8.16	11.27	14.75
Nth America	JPY	4,543.72	41,826,994.24	16356.87	4.05	21.30	22.11	3.73	- 4.67	3.80	- 5.91	17.25
United States	JPY	4,451.16	38,252,004.64	14958.84	3.97	20.77	21.37	2.36	- 5.05	3.39	- 7.32	17.65
US Dividend+	JPY	5,484.98	36,799,420.54	14390.79	-NA-	-NA-	-NA-	-NA-	-NA-	-NA-	-NA-	-NA-
Canada	JPY	6,267.15	3,574,989.60	1398.04	4.87	28.90	31.94	20.21	- 0.48	8.40	11.81	14.82
Canada	CAD	3,832.75	30,886.99	8.55	4.87	18.73	20.01	9.91	- 0.18	2.62	- 1.09	12.35

* -5 & -3 Years Total Returns are annualised

CONTACT DETAILS:

EPRA: Schiphol Boulevard 283, 1118 BH Schiphol Airport, The Netherlands, T +31 20 405 3830, F +31 20 405 3840, E info@epra.com, W www.epra.com
 NAREIT: 1875 Eye Street, N.W., Suite 600, Washington D.C. 20006, USA, T +1 202 739 9400, F + 1 202 739 9401, E info@nareit.com, W www.nareit.com

EPRA/NAREIT North America Index - Index Performance

Net Total Return			Free Float Mkt Cap Ccy (m) Sep/07	Free Float Mkt Cap (%) Weight Sep/07	Div Yld (%) Sep/07	Total Rtn (%) - 5 Yrs	Total Rtn (%) - 3 Yrs	Total Rtn (%) - 1 Yr	Total Rtn (%) QTD	Total Rtn (%) Sep/07	Total Rtn (%) YTD	36 Mths Vility (%)	
Index Description	Curr	Close Value Sep/07											
North America	EUR	2,923.55	255,715.07	100.00	2.86	-NA-	-NA-	-NA-	-	3.09	0.15	-NA-	-NA-
United States	EUR	2,743.02	233,858.88	91.45	0.13	-NA-	-NA-	-NA-	-	3.47	0.25	-NA-	-NA-
Canada	EUR	3,797.83	21,856.19	8.55	3.65	-NA-	-NA-	-NA-	1.16	4.62	-NA-	-NA-	
North America	USD	3,968.49	363,665.56	100.00	2.86	-NA-	-NA-	-NA-	2.04	4.47	-NA-	-NA-	
United States	USD	3,892.02	332,582.75	91.45	0.13	-NA-	-NA-	-NA-	1.65	4.06	-NA-	-NA-	
Canada	USD	5,388.67	31,082.81	8.55	3.65	-NA-	-NA-	-NA-	6.53	9.14	-NA-	-NA-	
North America	GBP	3,139.16	178,497.97	100.00	2.86	-NA-	-NA-	-NA-	0.49	3.43	-NA-	-NA-	
United States	GBP	3,078.68	163,241.59	91.45	0.13	-NA-	-NA-	-NA-	0.10	3.02	-NA-	-NA-	
Canada	GBP	4,262.56	15,256.38	8.55	3.65	-NA-	-NA-	-NA-	4.90	8.05	-NA-	-NA-	
North America	JPY	4,459.34	41,826,994.24	100.00	2.86	-NA-	-NA-	-NA-	-	4.96	3.66	-NA-	-NA-
United States	JPY	4,373.41	38,252,004.64	91.45	0.13	-NA-	-NA-	-NA-	-	5.33	3.25	-NA-	-NA-
Canada	JPY	6,055.18	3,574,989.60	8.55	3.65	-NA-	-NA-	-NA-	-	0.79	8.29	-NA-	-NA-
Canada	CAD	3,703.15	30,886.99	8.55	-NA-	-NA-	-NA-	-NA-	-	0.49	2.52	-NA-	-NA-

* -5 & -3 Years Total Returns are annualised

CONTACT DETAILS:

EPRA: Schiphol Boulevard 283, 1118 BH Schiphol Airport, The Netherlands, T +31 20 405 3830, F +31 20 405 3840, E info@epra.com, W www.epra.com
 NAREIT: 1875 Eye Street, N.W., Suite 600, Washington D.C. 20006, USA, T +1 202 739 9400, F + 1 202 739 9401, E info@nareit.com, W www.nareit.com

EPRA/NAREIT North America Index - Index Performance

Price Return			Free Float	Free Float	Div	Total	Total	Total	Total	Total	Total	Total	36 Mths
Index Description	Curr	Close Value	Mkt Cap	Mkt Cap	Yld (%)	Rtn (%)	Rtn (%)	Rtn (%)	Rtn (%)	Rtn (%)	Rtn (%)	Rtn (%)	Vlity (%)
		Sep/07	Ccy (m)	(%) Weight	Sep/07	- 5 Yrs	- 3 Yrs	- 1 Yr	QTD	Sep/07	YTD		
Nth America	EUR	1,975.52	255,715.07	100.00	0	8.64	10.27	- 8.68	- 3.79	- 0.16	- 12.10	-	16.26
United States	EUR	1,847.73	233,858.88	91.45	0	8.20	9.67	- 9.82	- 4.15	- 0.56	- 13.38	-	16.71
US Dividend+	EUR	1,874.92	224,978.31	87.98	0	-NA-	-NA-	-NA-	-NA-	-NA-	-NA-	-NA-	-NA-
Canada	EUR	2,717.66	21,856.19	8.55	0	15.14	18.08	5.00	0.23	4.32	3.80	-	13.54
Nth America	USD	2,681.25	363,665.56	100.00	0	16.85	15.36	2.52	1.31	4.15	- 5.20	-	15.27
United States	USD	2,621.70	332,582.75	91.45	0	16.37	14.73	1.24	0.93	3.73	- 6.58	-	15.71
US Dividend+	USD	2,091.58	319,953.23	87.98	0	-NA-	-NA-	-NA-	- 5.40	2.81	-NA-	-NA-	-NA-
Canada	USD	3,856.03	31,082.81	8.55	0	23.84	23.53	17.88	5.54	8.83	11.94	-	12.53
Nth America	GBP	2,120.93	178,497.97	100.00	0	10.95	10.89	- 6.01	- 0.23	3.11	- 8.94	-	17.15
United States	GBP	2,073.83	163,241.59	91.45	0	10.49	10.29	- 7.18	- 0.60	2.70	- 10.26	-	17.56
US Dividend+	GBP	1,868.58	157,042.64	87.98	0	-NA-	-NA-	-NA-	-NA-	-NA-	-NA-	-NA-	-NA-
Canada	GBP	3,050.21	15,256.38	8.55	0	17.59	18.75	8.08	3.93	7.74	7.54	-	14.64
Nth America	JPY	3,012.88	41,826,994.24	100.00	0	15.53	17.01	- 0.13	- 5.65	3.34	- 8.50	-	17.15
United States	JPY	2,945.98	38,252,004.64	91.45	0	15.05	16.38	- 1.38	- 6.00	2.93	- 9.83	-	17.54
US Dividend+	JPY	2,331.01	36,799,420.54	87.98	0	-NA-	-NA-	-NA-	-NA-	-NA-	-NA-	-NA-	-NA-
Canada	JPY	4,332.97	3,574,989.60	8.55	0	22.44	25.30	14.84	- 1.71	7.98	8.05	-	14.73
Canada	CAD	2,649.23	30,886.99	8.55	0	12.77	13.97	5.00	- 1.41	2.23	- 4.41	-	12.28

* -5 & -3 Years Total Returns are annualised

CONTACT DETAILS:

EPRA: Schiphol Boulevard 283, 1118 BH Schiphol Airport, The Netherlands, T +31 20 405 3830, F +31 20 405 3840, E info@epra.com, W www.epra.com
 NAREIT: 1875 Eye Street, N.W., Suite 600, Washington D.C. 20006, USA, T +1 202 739 9400, F + 1 202 739 9401, E info@nareit.com, W www.nareit.com

EPRA/NAREIT North America Index - Asset Class Comparison

Gross Total Return			12 Mths Estimated Div	Total	Total	Total	Total	Total	Total	36 Mths
Index Description	Curr	Close Value 28-Sep	Yld (%) 28-Sep	Rtn (%) - 5 Yrs	Rtn (%) - 3 Yrs	Rtn (%) - 1 Yr	Rtn (%) QTD	Rtn (%) Sep-07	Rtn (%) YTD	Vlty (%)
North America Real Estate	Local	3,946.61	4.05	21.96	19.65	5.42	1.77	4.06	-3.78	15.35
North America FTSE	Local	249.21	2.09	16.09	14.10	17.21	2.17	3.69	9.50	7.64
United States Real Estate	USD	3,961.21	3.97	22.15	19.66	5.08	1.95	4.20	-3.99	15.77
United States FTSE	USD	1,016.63	2.08	15.79	13.68	16.70	2.11	3.73	9.32	7.71
United States JP Morgan Bonds	USD	398.82	-NA-	3.50	3.79	5.63	3.89	0.34	4.87	3.48
Canada Real Estate	CAD	3,832.75	4.87	18.73	20.01	9.91	-0.18	2.62	-1.09	12.35
Canada FTSE	CAD	852.61	2.26	21.85	21.82	25.54	3.01	3.00	11.99	9.81
Canada JP Morgan Bonds	CAD	504.30	-NA-	5.42	5.04	1.63	2.11	0.76	1.21	3.22

* -5 & -3 Years Total Returns are annualised

CONTACT DETAILS:

EPRA: Schiphol Boulevard 283, 1118 BH Schiphol Airport, The Netherlands, T +31 20 405 3830, F +31 20 405 3840, E info@epra.com, W www.epra.com
 NAREIT: 1875 Eye Street, N.W., Suite 600, Washington D.C. 20006, USA, T +1 202 739 9400, F + 1 202 739 9401, E info@nareit.com, W www.nareit.com

EPRA/NAREIT North America - Top 20 Constituents:**28-Sep**

Company	Investment Focus	Sector	Country	Free Float Mkt Cap (EUR m) 28-Sep	Free Float Nth America (%) Weight 28-Sep
Simon Property Group *	Rental	Retail	US	15,707	6.14
Prologis *	Non-Rental	Industrial	US	11,955	4.67
Vornado Realty Trust *	Non-Rental	Diversified	US	11,654	4.56
Archstone-Smith Trust *	Rental	Residential	US	9,427	3.69
General Growth Props *	Rental	Retail	US	9,241	3.61
Boston Properties *	Rental	Office	US	8,690	3.40
Host Hotels & Resorts *	Rental	Lodging/Resorts	US	8,265	3.23
Equity Residential Props *	Rental	Residential	US	8,255	3.23
Kimco Realty *	Rental	Retail	US	8,047	3.15
Public Storage *	Rental	Self Storage	US	7,058	2.76
Avalonbay Communities *	Rental	Residential	US	6,525	2.55
Brookfield Props	Rental	Office	CA	5,202	2.03
Developers Diversified *	Rental	Retail	US	4,909	1.92
SL Green Realty *	Rental	Office	US	4,886	1.91
Health Care Properties *	Rental	Health Care	US	4,792	1.87
The Macerich Company *	Rental	Retail	US	4,421	1.73
AMB Property *	Rental	Industrial	US	4,159	1.63
Ventas *	Rental	Health Care	US	3,879	1.52
Regency Centers *	Rental	Retail	US	3,701	1.45
Riocan Real Estate *	Rental	Retail	CA	3,666	1.43

EPRA/NAREIT North America - Country B/down:**28-Sep**

Country Index	Number of Constituents 28-Sep	Free Float Mkt Cap (EUR m) 28-Sep	Free Float Nth America (%) Weight 28-Sep
EPRA/NAREIT United States	105	233,859	91.45%
EPRA/NAREIT Canada	17	21,856	8.55%
EPRA/NAREIT North America	122	255,715	100.00%

CONTACT DETAILS:

EPRA: Schiphol Boulevard 283, 1118 BH Schiphol Airport, The Netherlands, T +31 20 405 3830, F +31 20 405 3840, E info@epra.com, W www.epra.com
NAREIT: 1875 Eye Street, N.W., Suite 600, Washington D.C. 20006, USA, T +1 202 739 9400, F + 1 202 739 9401, E info@nareit.com, W www.nareit.com

EPRA/NAREIT North America - Top 20 Performance:**Sep-07**

Stock	Investment		Country	Price	Dividend	Total
	Focus	Sector		Return	Return	Return
				Sep-07	Sep-07	Sep-07
Health Care REIT *	Rental	Health Care	US	10.88	0.00	10.88
Kite Realty Group Trust *	Non-Rental	Retail	US	10.72	0.00	10.72
Regency Centers *	Rental	Retail	US	10.48	0.00	10.48
Prologis *	Non-Rental	Industrial	US	10.29	0.00	10.29
Ventas *	Rental	Health Care	US	8.72	1.25	9.97
Acadia Realty Trust *	Rental	Retail	US	8.65	0.80	9.45
Health Care Properties *	Rental	Health Care	US	9.04	0.00	9.04
AMB Property *	Rental	Industrial	US	8.79	0.00	8.79
Nationwide Health Props *	Rental	Health Care	US	8.58	0.00	8.58
Senior Housing Prop *	Rental	Health Care	US	8.46	0.00	8.46
CBL & Associates Props *	Rental	Retail	US	6.34	1.53	7.87
General Growth Props *	Rental	Retail	US	7.87	0.00	7.87
Eastgroup Properties *	Rental	Industrial	US	6.67	1.18	7.85
The Macerich Company *	Rental	Retail	US	7.83	0.00	7.83
Entertainment Props *	Rental	Specialty	US	6.19	1.59	7.78
Universal Health Realty *	Rental	Health Care	US	6.00	1.72	7.71
Morguard REIT*	Rental	Diversified	CA	6.53	1.09	7.61
Glimcher Realty Trust *	Rental	Retail	US	5.10	2.15	7.25
Cousins Properties *	Non-Rental	Diversified	US	6.88	0.00	6.88
Taubman Centers *	Rental	Retail	US	6.15	0.73	6.87

EPRA/NAREIT North America - Bottom 20 Performance:**28-Sep**

Stock	Investment		Country	Price	Dividend	Total
	Focus	Sector		Return	Return	Return
				Sep-07	Sep-07	Sep-07
Ramco Gerhenson *	Rental	Retail	US	-3.13	1.43	-1.70
Brandywine Realty Trust *	Rental	Office	US	-1.82	0.00	-1.82
Post Properties *	Rental	Residential	US	-3.03	1.13	-1.90
National Healthcare	Rental	Health Care	US	-2.28	0.00	-2.28
Hilltop Holdings	Rental	Residential	US	-2.33	0.00	-2.33
Corporate Office Props *	Rental	Office	US	-3.34	0.79	-2.55
U-Store-It Trust *	Rental	Self Storage	US	-2.65	0.00	-2.65
Cominar REIT *	Rental	Diversified	CA	-3.34	0.50	-2.84
First Industrial Realty *	Rental	Industrial	US	-4.68	1.74	-2.94
UDR Inc. *	Rental	Residential	US	-3.15	0.00	-3.15
Parkway Properties *	Rental	Office	US	-4.62	1.40	-3.22
Alexander's Inc. *	Rental	Retail	US	-3.56	0.00	-3.56
Sunstone Hotel Investors	Rental	Lodging/Resorts	US	-4.90	1.19	-3.71
Colonial Properties *	Rental	Residential	US	-4.48	0.00	-4.48
Ashford Hospitality *	Rental	Lodging/Resorts	US	-7.88	1.92	-5.96
Associated Estates Realty	Rental	Residential	US	-7.78	0.00	-7.78
Urstadt Biddle Class A *	Rental	Retail	US	-8.68	0.00	-8.68
Felcor Lodging Trust *	Rental	Lodging/Resorts	US	-9.16	0.00	-9.16
Hersha Hospitality Trust	Rental	Lodging/Resorts	US	-9.42	0.00	-9.42
Chartwell Seniors Housing	Rental	Health Care	CA	-12.39	0.61	-11.78

CONTACT DETAILS:

EPRA: Schiphol Boulevard 283, 1118 BH Schiphol Airport, The Netherlands, T +31 20 405 3830, F +31 20 405 3840, E info@epra.com, W www.epra.com
 NAREIT: 1875 Eye Street, N.W., Suite 600, Washington D.C. 20006, USA, T +1 202 739 9400, F +1 202 739 9401, E info@nareit.com, W www.nareit.com

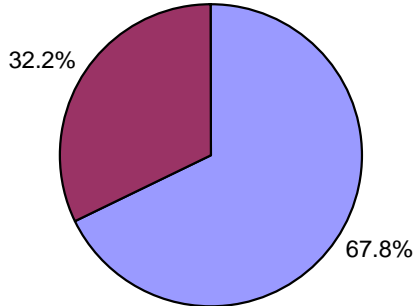
Section 6

FTSE EPRA/NAREIT Global REIT and Non-REIT Index Series

CONTACT DETAILS:

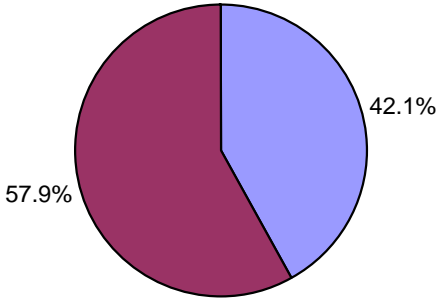
EPRA: Schiphol Boulevard 283, 1118 BH Schiphol Airport, The Netherlands, T +31 20 405 3830, F +31 20 405 3840, E info@epra.com, W www.epra.com
NAREIT: 1875 Eye Street, N.W., Suite 600, Washington D.C. 20006, USA, T +1 202 739 9400, F + 1 202 739 9401, E info@nareit.com, W www.nareit.com

Global Market Cap Breakdown REIT/Non-REIT



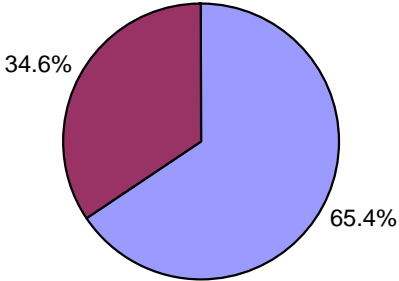
Global REITs Global Non-REITs

Asia Market Cap Breakdown REIT/Non-REIT



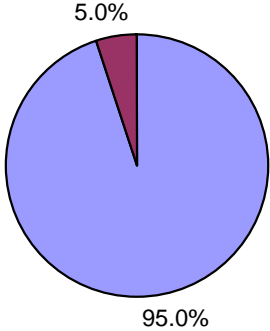
Asia REITs Asia Non-REITs

Europe Market Cap Breakdown REIT/Non-REIT



Europe REITs Europe Non-REITs

North America Market Cap Breakdown REIT/Non-REIT



North America REITs North America Non-REITs

CONTACT DETAILS:

EPRA: Schiphol Boulevard 283, 1118 BH Schiphol Airport, The Netherlands, T +31 20 405 3830, F +31 20 405 3840, E info@epra.com, W www.epra.com
NAREIT: 1875 Eye Street, N.W., Suite 600, Washington D.C. 20006, USA, T +1 202 739 9400, F + 1 202 739 9401, E info@nareit.com, W www.nareit.com

FTSE EPRA/NAREIT Global REIT and Non-REIT Index Series - Index Performance

Gross Total Return			Free	Free	Div	Total	Total	Total	Total	Total	Total	Total	
Index Description	Curr	Close Value	Float	Float	Yld (%)	Rtn (%)	Rtn (%)	Rtn (%)	Rtn (%)	Rtn (%)	Rtn (%)	Rtn (%)	36 Mths
		Sep/07	Mkt Cap	Mkt Cap	Sep/07	- 5 Yrs	- 3 Yrs	- 1 Yr	QTD	Sep/07	YTD	Vlty (%)	
			Ccy (m)	(%) Weight	Sep/07								
Global REITs	EUR	1,047.28	430,622.33	67.84	4.12	-NA-	-NA-	- 0.67	- 2.64	0.58	- 7.76	-NA-	
Global Non-REITs	EUR	1,289.13	204,123.48	32.16	1.45	-NA-	-NA-	19.38	0.82	3.76	5.61	-NA-	
Global ex Asia REITs	EUR	973.89	322,216.33	85.45	3.92	-NA-	-NA-	- 7.24	- 3.99	- 1.16	- 12.24	-NA-	
Global ex Asia Non-REITs	EUR	1,092.20	54,849.60	14.55	2.26	-NA-	-NA-	- 3.23	- 12.58	- 4.15	- 17.49	-NA-	
Global ex Europe REITs	EUR	1,068.93	351,236.01	93.15	4.37	-NA-	-NA-	2.11	- 1.19	2.04	- 4.77	-NA-	
Global ex Europe Non-REITs	EUR	1,333.16	162,158.95	43.01	1.16	-NA-	-NA-	26.71	5.69	6.48	16.56	-NA-	
Global ex US REITs	EUR	997.67	204,446.11	54.22	4.15	-NA-	-NA-	8.33	- 2.52	1.25	- 3.72	-NA-	
Global ex US Non-REITs	EUR	1,085.56	196,440.82	52.10	1.49	-NA-	-NA-	20.12	1.53	4.06	6.04	-NA-	
Asia REITs	EUR	1,332.57	108,406.00	42.07	4.73	-NA-	-NA-	24.27	1.50	6.13	8.39	-NA-	
Asia Non-REITs	EUR	1,337.06	149,273.89	57.93	1.16	-NA-	-NA-	29.89	7.37	7.12	19.27	-NA-	
Australia REITs Index	EUR	1,177.79	76,491.71	29.68	-NA-	-NA-	-NA-	-NA-	-NA-	6.57	-NA-	-NA-	
Australia Non-REITs Index	EUR	1,247.18	4,288.99	1.66	-NA-	-NA-	-NA-	-NA-	-NA-	5.23	-NA-	-NA-	
Hong Kong REITs Index	EUR	748.16	3,856.91	1.50	-NA-	-NA-	-NA-	-NA-	-NA-	6.08	-NA-	-NA-	
Hong Kong Non-REITs Index	EUR	1,317.19	74,887.47	29.06	-NA-	-NA-	-NA-	-NA-	-NA-	12.17	-NA-	-NA-	
Japan REITs Index	EUR	1,018.32	20,446.19	7.93	-NA-	-NA-	-NA-	-NA-	-NA-	2.98	-NA-	-NA-	
Japan Non-REITs Index	EUR	924.20	60,399.72	23.44	-NA-	-NA-	-NA-	-NA-	-NA-	2.19	-NA-	-NA-	
New Zealand REITs Index	EUR	1,039.48	548.56	0.21	-NA-	-NA-	-NA-	-NA-	-NA-	3.23	-NA-	-NA-	
Singapore REITs Index	EUR	1,195.80	7,062.63	2.74	-NA-	-NA-	-NA-	-NA-	-NA-	11.45	-NA-	-NA-	
Singapore Non-REITs Index	EUR	1,654.94	9,697.71	3.76	-NA-	-NA-	-NA-	-NA-	-NA-	7.38	-NA-	-NA-	

* -5 & -3 Years Total Returns are annualised

CONTACT DETAILS:

EPRA: Schiphol Boulevard 283, 1118 BH Schiphol Airport, The Netherlands, T +31 20 405 3830, F +31 20 405 3840, E info@epra.com, W www.epra.com
NAREIT: 1875 Eye Street, N.W., Suite 600, Washington D.C. 20006, USA, T +1 202 739 9400, F +1 202 739 9401, E info@nareit.com, W www.nareit.com

FTSE EPRA/NAREIT Global REIT and Non-REIT Index Series - Index Performance

Gross Total Return			Free	Free	Div	Total	Total	Total	Total	Total	Total	36 Mths
Index Description	Curr	Close Value	Float	Float	Yld (%)	Rtn (%)	Rtn (%)	Rtn (%)	Rtn (%)	Rtn (%)	Rtn (%)	Vlty (%)
		Sep/07	Mkt Cap	Mkt Cap	Sep/07	- 5 Yrs	- 3 Yrs	- 1 Yr	QTD	Sep/07	YTD	
			Ccy (m)	(%) Weight	Sep/07							
Europe REITS	EUR	1,060.76	79,386.32	65.42	-NA-	-NA-	-NA-	-NA-	-NA-	-NA-	-NA-	-NA-
Europe Non-REITS	EUR	-	41,964.53	34.58	-NA-	-NA-	-NA-	-NA-	-NA-	-NA-	-NA-	-NA-
Austria Non-REITS Index	EUR	935.55	7,523.14	6.20	-NA-	-NA-	-NA-	-NA-	-NA-	-	7.52	-NA-
Belgium REITs Index	EUR	1,068.27	2,722.36	2.24	-NA-	-NA-	-NA-	-NA-	-NA-	-	1.98	-NA-
Denmark Non-REITs Index	EUR	828.37	374.35	0.31	-NA-	-NA-	-NA-	-NA-	-NA-	-	17.53	-NA-
Finland Non-REITs Index	EUR	1,246.80	1,805.32	1.49	-NA-	-NA-	-NA-	-NA-	-NA-	-	2.19	-NA-
France REITs Index	EUR	1,264.15	24,335.85	20.05	-NA-	-NA-	-NA-	-NA-	-NA-		1.12	-NA-
France Non-REITs Index	EUR	1,628.24	1,366.89	1.13	-NA-	-NA-	-NA-	-NA-	-NA-		14.09	-NA-
Germany REITs Index	EUR	932.34	364.00	0.30	-NA-	-NA-	-NA-	-NA-	-NA-	-	5.73	-NA-
Germany Non-REITs Index	EUR	888.21	6,108.16	5.03	-NA-	-NA-	-NA-	-NA-	-NA-	-	1.48	-NA-
Greece REITs Index	EUR	887.04	99.99	0.08	-NA-	-NA-	-NA-	-NA-	-NA-	-	10.13	-NA-
Greece Non-REITs Index	EUR	1,544.30	816.08	0.67	-NA-	-NA-	-NA-	-NA-	-NA-		4.73	-NA-
Italy Non-REITs Index	EUR	984.01	1,952.21	1.61	-NA-	-NA-	-NA-	-NA-	-NA-	-	3.47	-NA-
Netherlands REITs Index	EUR	1,143.90	9,941.17	8.19	-NA-	-NA-	-NA-	-NA-	-NA-		0.44	-NA-
Norway Non-REITs Index	EUR	934.90	607.27	0.50	-NA-	-NA-	-NA-	-NA-	-NA-	-	0.89	-NA-
Poland Non-REITs Index	EUR	1,514.54	1,364.72	1.12	-NA-	-NA-	-NA-	-NA-	-NA-		14.24	-NA-
Spain Non-REITs Index	EUR	786.51	232.87	0.19	-NA-	-NA-	-NA-	-NA-	-NA-	-	9.32	-NA-
Sweden Non-REITs Index	EUR	911.06	5,676.64	4.68	-NA-	-NA-	-NA-	-NA-	-NA-	-	0.81	-NA-
Switzerland Non-REITs Index	EUR	872.78	3,111.98	2.56	-NA-	-NA-	-NA-	-NA-	-NA-	-	4.30	-NA-
UK REITs	EUR	539.78	41,922.96	34.55	0	-NA-	-NA-	-NA-	-	12.37	-	10.75
UK Non-REITs	EUR	560.53	11,024.89	9.09	0	-NA-	-NA-	-NA-	-	15.00	-	10.79
												43.95
Canada REITs Index	EUR	1,057.22	16,653.79	6.51	-NA-	-NA-	-NA-	-NA-	-NA-		4.85	-NA-
Canada Non-REITs Index	EUR	908.67	5,202.40	2.03	-NA-	-NA-	-NA-	-NA-	-NA-		4.37	-NA-
United States REITs Index	EUR	816.65	226,176.22	88.45	-NA-	-NA-	-NA-	-NA-	-NA-	-	0.00	-NA-
United States Non-REITs Inde	EUR	1,049.06	7,682.67	3.00	-NA-	-NA-	-NA-	-NA-	-NA-	-	3.39	-NA-

* -5 & -3 Years Total Returns are annualised

CONTACT DETAILS:

EPRA: Schiphol Boulevard 283, 1118 BH Schiphol Airport, The Netherlands, T +31 20 405 3830, F +31 20 405 3840, E info@epra.com, W www.epra.com
 NAREIT: 1875 Eye Street, N.W., Suite 600, Washington D.C. 20006, USA, T +1 202 739 9400, F + 1 202 739 9401, E info@nareit.com, W www.nareit.com

FTSE EPRA/NAREIT Global REIT and Non-REIT Index Series - Index Performance

Gross Total Return			Free	Free	Div	Total	Total	Total	Total	Total	Total	Total	
Index Description	Curr	Close Value	Float	Float	Yld (%)	Rtn (%)	Rtn (%)	Rtn (%)	Rtn (%)	Rtn (%)	Rtn (%)	Rtn (%)	36 Mths
		Sep/07	Mkt Cap	Mkt Cap	Sep/07	- 5 Yrs	- 3 Yrs	- 1 Yr	QTD	Sep/07	YTD	Vlty (%)	
			Ccy (m)	(%) Weight	Sep/07								
Global REITs	USD	1,253.61	612,410.17	67.84	4.12	-NA-	-NA-	11.52	2.52	4.93	- 0.52	-NA-	
Global Non-REITs	USD	1,543.14	290,294.50	32.16	1.45	-NA-	-NA-	34.03	6.16	8.25	13.90	-NA-	
Global ex Asia REITs	USD	1,165.74	458,240.41	85.45	3.92	-NA-	-NA-	4.14	1.10	3.12	- 5.36	-NA-	
Global ex Asia Non-REITs	USD	1,307.40	78,004.43	14.55	2.26	-NA-	-NA-	8.64	- 7.95	- 0.01	- 11.01	-NA-	
Global ex Europe REITs	USD	1,279.54	499,510.79	93.15	4.37	-NA-	-NA-	14.63	4.05	6.45	2.70	-NA-	
Global ex Europe Non-REITs	USD	1,595.84	230,614.59	43.01	1.16	-NA-	-NA-	42.26	11.30	11.08	25.71	-NA-	
Global ex US REITs	USD	1,415.57	290,753.33	54.22	4.15	-NA-	-NA-	21.62	2.65	5.63	3.83	-NA-	
Global ex US Non-REITs	USD	1,540.28	279,368.59	52.10	1.49	-NA-	-NA-	34.86	6.92	8.56	14.36	-NA-	
Asia REITs	USD	1,595.27	154,169.75	42.07	4.73	-NA-	-NA-	39.53	6.89	10.71	16.90	-NA-	
Asia Non-REITs	USD	1,600.51	212,290.07	57.93	1.16	-NA-	-NA-	45.83	13.07	11.75	28.63	-NA-	
Australia REITs Index	USD	1,671.15	108,782.80	29.68	-NA-	-NA-	-NA-	-NA-	-NA-	11.17	-NA-	-NA-	
Australia Non-REITs Index	USD	1,769.60	6,099.60	1.66	-NA-	-NA-	-NA-	-NA-	-NA-	9.78	-NA-	-NA-	
Hong Kong REITs Index	USD	1,061.55	5,485.10	1.50	-NA-	-NA-	-NA-	-NA-	-NA-	10.66	-NA-	-NA-	
Hong Kong Non-REITs Index	USD	1,868.93	106,501.32	29.06	-NA-	-NA-	-NA-	-NA-	-NA-	17.02	-NA-	-NA-	
Japan REITs Index	USD	1,444.88	29,077.58	7.93	-NA-	-NA-	-NA-	-NA-	-NA-	7.43	-NA-	-NA-	
Japan Non-REITs Index	USD	1,311.33	85,897.55	23.44	-NA-	-NA-	-NA-	-NA-	-NA-	6.61	-NA-	-NA-	
New Zealand REITs Index	USD	1,474.90	780.14	0.21	-NA-	-NA-	-NA-	-NA-	-NA-	7.69	-NA-	-NA-	
Singapore REITs Index	USD	1,696.70	10,044.13	2.74	-NA-	-NA-	-NA-	-NA-	-NA-	16.26	-NA-	-NA-	
Singapore Non-REITs Index	USD	2,348.17	13,791.61	3.76	-NA-	-NA-	-NA-	-NA-	-NA-	12.02	-NA-	-NA-	

* -5 & -3 Years Total Returns are annualised

CONTACT DETAILS:

EPRA: Schiphol Boulevard 283, 1118 BH Schiphol Airport, The Netherlands, T +31 20 405 3830, F +31 20 405 3840, E info@epra.com, W www.epra.com
 NAREIT: 1875 Eye Street, N.W., Suite 600, Washington D.C. 20006, USA, T +1 202 739 9400, F +1 202 739 9401, E info@nareit.com, W www.nareit.com

FTSE EPRA/NAREIT Global REIT and Non-REIT Index Series - Index Performance

Gross Total Return			Free	Free	Div	Total	Total	Total	Total	Total	Total	36 Mths
Index Description	Curr	Close Value	Float	Float	Yld (%)	Rtn (%)	Rtn (%)	Rtn (%)	Rtn (%)	Rtn (%)	Rtn (%)	Vlty (%)
		Sep/07	Mkt Cap	Mkt Cap	Sep/07	- 5 Yrs	- 3 Yrs	- 1 Yr	QTD	Sep/07	YTD	
			Ccy (m)	(%) Weight	Sep/07							
Europe REITs	USD	1,219.61	112,899.37	65.42	0	-NA-	-NA-	-NA-	- 8.91	- 1.16	-NA-	-NA-
Europe Non-REITs	USD	1,345.25	59,679.91	34.58	0	-NA-	-NA-	-NA-	-NA-	-NA-	-NA-	-NA-
Austria Non-REITs Index	USD	1,119.85	10,699.05	6.20	-NA-	-NA-	-NA-	-NA-	-NA-	- 3.53	-NA-	-NA-
Belgium REITs Index	USD	1,278.38	3,871.60	2.24	-NA-	-NA-	-NA-	-NA-	-NA-	2.25	-NA-	-NA-
Denmark Non-REITs Index	USD	1,175.36	532.38	0.31	-NA-	-NA-	-NA-	-NA-	-NA-	- 13.97	-NA-	-NA-
Finland Non-REITs Index	USD	1,492.99	2,567.43	1.49	-NA-	-NA-	-NA-	-NA-	-NA-	2.03	-NA-	-NA-
France REITs Index	USD	1,513.10	34,609.26	20.05	-NA-	-NA-	-NA-	-NA-	-NA-	5.49	-NA-	-NA-
France Non-REITs Index	USD	1,948.98	1,943.92	1.13	-NA-	-NA-	-NA-	-NA-	-NA-	19.02	-NA-	-NA-
Germany REITs Index	USD	1,116.02	517.66	0.30	-NA-	-NA-	-NA-	-NA-	-NA-	- 1.66	-NA-	-NA-
Germany Non-REITs Index	USD	1,063.16	8,686.72	5.03	-NA-	-NA-	-NA-	-NA-	-NA-	2.78	-NA-	-NA-
Greece REITs Index	USD	1,061.82	142.20	0.08	-NA-	-NA-	-NA-	-NA-	-NA-	- 6.25	-NA-	-NA-
Greece Non-REITs Index	USD	1,848.54	1,160.60	0.67	-NA-	-NA-	-NA-	-NA-	-NA-	9.25	-NA-	-NA-
Italy Non-REITs Index	USD	1,177.94	2,776.34	1.61	-NA-	-NA-	-NA-	-NA-	-NA-	0.70	-NA-	-NA-
Netherlands REITs Index	USD	1,369.37	14,137.85	8.19	-NA-	-NA-	-NA-	-NA-	-NA-	4.78	-NA-	-NA-
Norway Non-REITs Index	USD	1,326.51	863.64	0.50	-NA-	-NA-	-NA-	-NA-	-NA-	3.40	-NA-	-NA-
Poland Non-REITs Index	USD	2,148.95	1,940.84	1.12	-NA-	-NA-	-NA-	-NA-	-NA-	19.17	-NA-	-NA-
Spain Non-REITs Index	USD	941.54	331.18	0.19	-NA-	-NA-	-NA-	-NA-	-NA-	- 5.40	-NA-	-NA-
Sweden Non-REITs Index	USD	1,292.69	8,073.05	4.68	-NA-	-NA-	-NA-	-NA-	-NA-	3.47	-NA-	-NA-
Switzerland Non-REITs Index	USD	1,238.37	4,425.71	2.56	-NA-	-NA-	-NA-	-NA-	-NA-	- 0.17	-NA-	-NA-
UK REITs	USD	765.89	59,620.79	34.55	0	-NA-	-NA-	-NA-	- 7.72	- 6.89	- 23.41	-NA-
UK Non-REITs	USD	795.32	15,679.06	9.09	0	-NA-	-NA-	-NA-	- 10.50	- 6.93	- 20.47	-NA-
Canada REITs Index	USD	1,500.07	23,684.21	6.51	-NA-	-NA-	-NA-	-NA-	-NA-	9.38	-NA-	-NA-
Canada Non-REITs Index	USD	1,289.29	7,398.60	2.03	-NA-	-NA-	-NA-	-NA-	-NA-	8.88	-NA-	-NA-
United States REITs Index	USD	1,158.73	321,656.83	88.45	-NA-	-NA-	-NA-	-NA-	-NA-	4.31	-NA-	-NA-
United States Non-REITs Inde	USD	1,488.48	10,925.92	3.00	-NA-	-NA-	-NA-	-NA-	-NA-	0.78	-NA-	-NA-

* -5 & -3 Years Total Returns are annualised

CONTACT DETAILS:

EPRA: Schiphol Boulevard 283, 1118 BH Schiphol Airport, The Netherlands, T +31 20 405 3830, F +31 20 405 3840, E info@epra.com, W www.epra.com
 NAREIT: 1875 Eye Street, N.W., Suite 600, Washington D.C. 20006, USA, T +1 202 739 9400, F + 1 202 739 9401, E info@nareit.com, W www.nareit.com

FTSE EPRA/NAREIT Global REIT and Non-REIT Index Series - Index Performance

Gross Total Return			Free	Free	Div	Total	Total	Total	Total	Total	Total	Total	
Index Description	Curr	Close Value	Float	Float	Yld (%)	Rtn (%)	Rtn (%)	Rtn (%)	Rtn (%)	Rtn (%)	Rtn (%)	Rtn (%)	36 Mths
		Sep/07	Mkt Cap	Mkt Cap	Sep/07	- 5 Yrs	- 3 Yrs	- 1 Yr	QTD	Sep/07	YTD	Vlty (%)	
			Ccy (m)	(%) Weight	Sep/07								
Global REITs	GBP	991.64	300,589.28	67.84	4.12	-NA-	-NA-	2.24	0.96	3.88	- 4.44	-NA-	
Global Non-REITs	GBP	1,220.66	142,485.25	32.16	1.45	-NA-	-NA-	22.88	4.55	7.17	9.41	-NA-	
Global ex Asia REITs	GBP	922.13	224,918.14	85.45	3.92	-NA-	-NA-	- 4.52	- 0.44	2.09	- 9.08	-NA-	
Global ex Asia Non-REITs	GBP	1,034.19	38,286.91	14.55	2.26	-NA-	-NA-	- 0.40	- 9.35	- 1.00	- 14.52	-NA-	
Global ex Europe REITs	GBP	1,012.14	245,174.88	93.15	4.37	-NA-	-NA-	5.10	2.47	5.39	- 1.34	-NA-	
Global ex Europe Non-REITs	GBP	1,262.35	113,192.56	43.01	1.16	-NA-	-NA-	30.43	9.60	9.97	20.76	-NA-	
Global ex US REITs	GBP	1,119.75	142,710.46	54.22	4.15	-NA-	-NA-	11.50	1.08	4.58	- 0.26	-NA-	
Global ex US Non-REITs	GBP	1,218.40	137,122.48	52.10	1.49	-NA-	-NA-	23.64	5.29	7.48	9.86	-NA-	
Asia REITs	GBP	1,261.90	75,671.14	42.07	4.73	-NA-	-NA-	27.92	5.26	9.61	12.30	-NA-	
Asia Non-REITs	GBP	1,266.04	104,198.34	57.93	1.16	-NA-	-NA-	33.70	11.35	10.63	23.57	-NA-	
Australia REITs Index	GBP	1,321.91	53,393.86	29.68	-NA-	-NA-	-NA-	-NA-	-NA-	10.07	-NA-	-NA-	
Australia Non-REITs Index	GBP	1,399.80	2,993.87	1.66	-NA-	-NA-	-NA-	-NA-	-NA-	8.69	-NA-	-NA-	
Hong Kong REITs Index	GBP	839.71	2,692.25	1.50	-NA-	-NA-	-NA-	-NA-	-NA-	9.56	-NA-	-NA-	
Hong Kong Non-REITs Index	GBP	1,478.37	52,274.04	29.06	-NA-	-NA-	-NA-	-NA-	-NA-	15.86	-NA-	-NA-	
Japan REITs Index	GBP	1,142.93	14,272.15	7.93	-NA-	-NA-	-NA-	-NA-	-NA-	6.36	-NA-	-NA-	
Japan Non-REITs Index	GBP	1,037.29	42,161.09	23.44	-NA-	-NA-	-NA-	-NA-	-NA-	5.54	-NA-	-NA-	
New Zealand REITs Index	GBP	1,166.68	382.92	0.21	-NA-	-NA-	-NA-	-NA-	-NA-	6.62	-NA-	-NA-	
Singapore REITs Index	GBP	1,342.13	4,929.96	2.74	-NA-	-NA-	-NA-	-NA-	-NA-	15.10	-NA-	-NA-	
Singapore Non-REITs Index	GBP	1,857.46	6,769.33	3.76	-NA-	-NA-	-NA-	-NA-	-NA-	10.90	-NA-	-NA-	

* -5 & -3 Years Total Returns are annualised

CONTACT DETAILS:

EPRA: Schiphol Boulevard 283, 1118 BH Schiphol Airport, The Netherlands, T +31 20 405 3830, F +31 20 405 3840, E info@epra.com, W www.epra.com
 NAREIT: 1875 Eye Street, N.W., Suite 600, Washington D.C. 20006, USA, T +1 202 739 9400, F +1 202 739 9401, E info@nareit.com, W www.nareit.com

FTSE EPRA/NAREIT Global REIT and Non-REIT Index Series - Index Performance

Gross Total Return			Free	Free	Div	Total	Total	Total	Total	Total	Total	36 Mths
Index Description	Curr	Close Value	Float	Float	Yld (%)	Rtn (%)	Rtn (%)	Rtn (%)	Rtn (%)	Rtn (%)	Rtn (%)	Vlty (%)
		Sep/07	Mkt Cap	Mkt Cap	Sep/07	- 5 Yrs	- 3 Yrs	- 1 Yr	QTD	Sep/07	YTD	
			Ccy (m)	(%) Weight	Sep/07							
Europe REITs	GBP	1,004.42	55,414.40	65.42	-NA-	-NA-	-NA-	-NA-	-NA-	-NA-	-NA-	-NA-
Europe Non-REITs	GBP	-	29,292.69	34.58	-NA-	-NA-	-NA-	-NA-	-NA-	-NA-	-NA-	-NA-
Austria Non-REITs Index	GBP	885.83	5,251.41	6.20	-NA-	-NA-	-NA-	-NA-	-NA-	- 4.49	-NA-	-NA-
Belgium REITs Index	GBP	1,011.23	1,900.30	2.24	-NA-	-NA-	-NA-	-NA-	-NA-	1.24	-NA-	-NA-
Denmark Non-REITs Index	GBP	929.73	261.31	0.31	-NA-	-NA-	-NA-	-NA-	-NA-	- 14.83	-NA-	-NA-
Finland Non-REITs Index	GBP	1,180.99	1,260.17	1.49	-NA-	-NA-	-NA-	-NA-	-NA-	1.02	-NA-	-NA-
France REITs Index	GBP	1,196.89	16,987.26	20.05	-NA-	-NA-	-NA-	-NA-	-NA-	4.43	-NA-	-NA-
France Non-REITs Index	GBP	1,541.69	954.13	1.13	-NA-	-NA-	-NA-	-NA-	-NA-	17.83	-NA-	-NA-
Germany REITs Index	GBP	882.80	254.08	0.30	-NA-	-NA-	-NA-	-NA-	-NA-	- 2.63	-NA-	-NA-
Germany Non-REITs Index	GBP	840.99	4,263.71	5.03	-NA-	-NA-	-NA-	-NA-	-NA-	1.75	-NA-	-NA-
Greece REITs Index	GBP	839.92	69.80	0.08	-NA-	-NA-	-NA-	-NA-	-NA-	- 7.18	-NA-	-NA-
Greece Non-REITs Index	GBP	1,462.24	569.66	0.67	-NA-	-NA-	-NA-	-NA-	-NA-	8.16	-NA-	-NA-
Italy Non-REITs Index	GBP	931.78	1,362.71	1.61	-NA-	-NA-	-NA-	-NA-	-NA-	- 0.30	-NA-	-NA-
Netherlands REITs Index	GBP	1,083.20	6,939.28	8.19	-NA-	-NA-	-NA-	-NA-	-NA-	3.74	-NA-	-NA-
Norway Non-REITs Index	GBP	1,049.30	423.90	0.50	-NA-	-NA-	-NA-	-NA-	-NA-	2.37	-NA-	-NA-
Poland Non-REITs Index	GBP	1,699.87	952.62	1.12	-NA-	-NA-	-NA-	-NA-	-NA-	17.98	-NA-	-NA-
Spain Non-REITs Index	GBP	744.78	162.55	0.19	-NA-	-NA-	-NA-	-NA-	-NA-	- 6.34	-NA-	-NA-
Sweden Non-REITs Index	GBP	1,022.55	3,962.49	4.68	-NA-	-NA-	-NA-	-NA-	-NA-	2.44	-NA-	-NA-
Switzerland Non-REITs Index	GBP	979.58	2,172.27	2.56	-NA-	-NA-	-NA-	-NA-	-NA-	- 1.16	-NA-	-NA-
UK REITs	GBP	735.70	29,263.67	34.55	0	-NA-	-NA-	-NA-	- 9.13	- 7.82	- 26.43	-NA-
UK Non-REITs	GBP	764.00	7,695.75	9.09	0	-NA-	-NA-	-NA-	- 11.86	- 7.86	- 23.60	-NA-
Canada REITs Index	GBP	1,186.59	11,624.92	6.51	-NA-	-NA-	-NA-	-NA-	-NA-	8.29	-NA-	-NA-
Canada Non-REITs Index	GBP	1,019.86	3,631.45	2.03	-NA-	-NA-	-NA-	-NA-	-NA-	7.80	-NA-	-NA-
United States REITs Index	GBP	916.59	157,878.82	88.45	-NA-	-NA-	-NA-	-NA-	-NA-	3.28	-NA-	-NA-
United States Non-REITs Inde	GBP	1,177.43	5,362.77	3.00	-NA-	-NA-	-NA-	-NA-	-NA-	- 0.22	-NA-	-NA-

* -5 & -3 Years Total Returns are annualised

CONTACT DETAILS:

EPRA: Schiphol Boulevard 283, 1118 BH Schiphol Airport, The Netherlands, T +31 20 405 3830, F +31 20 405 3840, E info@epra.com, W www.epra.com
NAREIT: 1875 Eye Street, N.W., Suite 600, Washington D.C. 20006, USA, T +1 202 739 9400, F + 1 202 739 9401, E info@nareit.com, W www.nareit.com

FTSE EPRA/NAREIT Global REIT and Non-REIT Index Series - Index Performance

Gross Total Return			Free Float Mkt Cap Ccy (m) Sep/07	Free Float Mkt Cap (%) Weight Sep/07	Div Yld (%) Sep/07	Total Rtn (%) - 5 Yrs	Total Rtn (%) - 3 Yrs	Total Rtn (%) - 1 Yr	Total Rtn (%) QTD	Total Rtn (%) Sep/07	Total Rtn (%) YTD	36 Mths Vlty (%)
Index Description	Curr	Close Value Sep/07										
Global REITs	JPY	1,408.67	70,436,355.13	67.84	4.12	-NA-	-NA-	8.63	- 4.52	4.11	- 3.98	-NA-
Global Non-REITs	JPY	1,734.01	33,388,222.25	32.16	1.45	-NA-	-NA-	30.57	- 1.13	7.41	- 9.94	-NA-
Global ex Asia REITs	JPY	1,309.92	52,704,521.12	85.45	3.92	-NA-	-NA-	1.45	- 5.84	2.31	- 8.65	-NA-
Global ex Asia Non-REITs	JPY	1,469.11	8,971,679.61	14.55	2.26	-NA-	-NA-	5.83	- 14.27	- 0.78	- 14.10	-NA-
Global ex Europe REITs	JPY	1,437.80	57,451,234.03	93.15	4.37	-NA-	-NA-	11.67	- 3.09	5.62	- 0.87	-NA-
Global ex Europe Non-REITs	JPY	1,793.23	26,524,136.87	43.01	1.16	-NA-	-NA-	38.59	- 3.66	10.22	- 21.34	-NA-
Global ex US REITs	JPY	1,590.66	33,440,994.80	54.22	4.15	-NA-	-NA-	18.47	- 4.40	4.81	- 0.22	-NA-
Global ex US Non-REITs	JPY	1,730.79	32,131,577.94	52.10	1.49	-NA-	-NA-	31.37	- 0.42	7.72	- 10.39	-NA-
Asia REITs	JPY	1,792.59	17,731,834.01	42.07	4.73	-NA-	-NA-	35.92	- 0.45	9.85	- 12.84	-NA-
Asia Non-REITs	JPY	1,798.47	24,416,542.65	57.93	1.16	-NA-	-NA-	42.06	- 5.30	10.88	- 24.17	-NA-
Australia REITs Index	JPY	1,877.84	12,511,653.56	29.68	-NA-	-NA-	-NA-	-NA-	-NA-	10.31	-NA-	-NA-
Australia Non-REITs Index	JPY	1,988.48	701,545.34	1.66	-NA-	-NA-	-NA-	-NA-	-NA-	8.93	-NA-	-NA-
Hong Kong REITs Index	JPY	1,192.85	630,869.24	1.50	-NA-	-NA-	-NA-	-NA-	-NA-	9.80	-NA-	-NA-
Hong Kong Non-REITs Index	JPY	2,100.09	12,249,248.87	29.06	-NA-	-NA-	-NA-	-NA-	-NA-	16.11	-NA-	-NA-
Japan REITs Index	JPY	1,395.12	3,344,358.08	7.93	-NA-	-NA-	-NA-	-NA-	-NA-	6.59	-NA-	-NA-
Japan Non-REITs Index	JPY	1,266.29	9,879,506.81	23.44	-NA-	-NA-	-NA-	-NA-	-NA-	5.78	-NA-	-NA-
New Zealand REITs Index	JPY	1,657.32	89,727.73	0.21	-NA-	-NA-	-NA-	-NA-	-NA-	6.85	-NA-	-NA-
Singapore REITs Index	JPY	1,906.56	1,155,225.40	2.74	-NA-	-NA-	-NA-	-NA-	-NA-	15.36	-NA-	-NA-
Singapore Non-REITs Index	JPY	2,638.61	1,586,241.64	3.76	-NA-	-NA-	-NA-	-NA-	-NA-	11.15	-NA-	-NA-

* -5 & -3 Years Total Returns are annualised

CONTACT DETAILS:

EPRA: Schiphol Boulevard 283, 1118 BH Schiphol Airport, The Netherlands, T +31 20 405 3830, F +31 20 405 3840, E info@epra.com, W www.epra.com
 NAREIT: 1875 Eye Street, N.W., Suite 600, Washington D.C. 20006, USA, T +1 202 739 9400, F +1 202 739 9401, E info@nareit.com, W www.nareit.com

FTSE EPRA/NAREIT Global REIT and Non-REIT Index Series - Index Performance

Gross Total Return			Free	Free	Div	Total	Total	Total	Total	Total	Total	36 Mths
Index Description	Curr	Close Value	Float	Float	Yld (%)	Rtn (%)	Rtn (%)	Rtn (%)	Rtn (%)	Rtn (%)	Rtn (%)	Vlty (%)
		Sep/07	Mkt Cap	Mkt Cap	Sep/07	- 5 Yrs	- 3 Yrs	- 1 Yr	QTD	Sep/07	YTD	
			Ccy (m)	(%) Weight	Sep/07							
Europe REITs	JPY	1,426.82	12,985,121.10	65.42	-NA-	-NA-	-NA-	-NA-	-NA-	-NA-	-NA-	-NA-
Europe Non-REITs	JPY	-	6,864,085.38	34.58	-NA-	-NA-	-NA-	-NA-	-NA-	-NA-	-NA-	-NA-
Austria Non-REITs Index	JPY	1,258.37	1,230,550.84	6.20	-NA-	-NA-	-NA-	-NA-	-NA-	-	4.28	-NA-
Belgium REITs Index	JPY	1,436.50	445,292.40	2.24	-NA-	-NA-	-NA-	-NA-	-NA-	-	1.46	-NA-
Denmark Non-REITs Index	JPY	1,320.73	61,231.42	0.31	-NA-	-NA-	-NA-	-NA-	-NA-	-	14.64	-NA-
Finland Non-REITs Index	JPY	1,677.66	295,293.40	1.49	-NA-	-NA-	-NA-	-NA-	-NA-	-	1.24	-NA-
France REITs Index	JPY	1,700.25	3,980,583.76	20.05	-NA-	-NA-	-NA-	-NA-	-NA-	-	4.67	-NA-
France Non-REITs Index	JPY	2,190.05	223,579.75	1.13	-NA-	-NA-	-NA-	-NA-	-NA-	-	18.09	-NA-
Germany REITs Index	JPY	1,254.05	59,539.02	0.30	-NA-	-NA-	-NA-	-NA-	-NA-	-	2.42	-NA-
Germany Non-REITs Index	JPY	1,194.66	999,103.63	5.03	-NA-	-NA-	-NA-	-NA-	-NA-	-	1.98	-NA-
Greece REITs Index	JPY	1,193.15	16,355.44	0.08	-NA-	-NA-	-NA-	-NA-	-NA-	-	6.98	-NA-
Greece Non-REITs Index	JPY	2,077.18	133,485.89	0.67	-NA-	-NA-	-NA-	-NA-	-NA-	-	8.40	-NA-
Italy Non-REITs Index	JPY	1,323.63	319,320.85	1.61	-NA-	-NA-	-NA-	-NA-	-NA-	-	0.08	-NA-
Netherlands REITs Index	JPY	1,538.74	1,626,064.99	8.19	-NA-	-NA-	-NA-	-NA-	-NA-	-	3.97	-NA-
Norway Non-REITs Index	JPY	1,490.58	99,331.01	0.50	-NA-	-NA-	-NA-	-NA-	-NA-	-	2.59	-NA-
Poland Non-REITs Index	JPY	2,414.74	223,226.10	1.12	-NA-	-NA-	-NA-	-NA-	-NA-	-	18.25	-NA-
Spain Non-REITs Index	JPY	1,057.99	38,090.68	0.19	-NA-	-NA-	-NA-	-NA-	-NA-	-	6.13	-NA-
Sweden Non-REITs Index	JPY	1,452.58	928,521.41	4.68	-NA-	-NA-	-NA-	-NA-	-NA-	-	2.67	-NA-
Switzerland Non-REITs Index	JPY	1,391.54	509,023.37	2.56	-NA-	-NA-	-NA-	-NA-	-NA-	-	0.94	-NA-
UK REITs	JPY	860.62	6,857,285.50	34.55	0	-NA-	-NA-	-NA-	-	14.06	-	7.61
UK Non-REITs	JPY	893.69	1,803,327.03	9.09	0	-NA-	-NA-	-NA-	-	16.64	-	7.66
												10.63
Canada REITs Index	JPY	1,685.61	2,724,039.69	6.51	-NA-	-NA-	-NA-	-NA-	-NA-	-	8.53	-NA-
Canada Non-REITs Index	JPY	1,448.76	850,949.91	2.03	-NA-	-NA-	-NA-	-NA-	-NA-	-	8.03	-NA-
United States REITs Index	JPY	1,302.05	36,995,360.33	88.45	-NA-	-NA-	-NA-	-NA-	-NA-	-	3.51	-NA-
United States Non-REITs Inde	JPY	1,672.59	1,256,644.32	3.00	-NA-	-NA-	-NA-	-NA-	-NA-	-	0.00	-NA-

* -5 & -3 Years Total Returns are annualised

CONTACT DETAILS:

EPRA: Schiphol Boulevard 283, 1118 BH Schiphol Airport, The Netherlands, T +31 20 405 3830, F +31 20 405 3840, E info@epra.com, W www.epra.com
NAREIT: 1875 Eye Street, N.W., Suite 600, Washington D.C. 20006, USA, T +1 202 739 9400, F +1 202 739 9401, E info@nareit.com, W www.nareit.com

FTSE EPRA/NAREIT Global REIT and Non-REIT Index Series - Index Performance

Price Return			Free	Free	Div	Total	Total	Total	Total	Total	Total	Total	
Index Description	Curr	Close Value	Float	Float	Yld (%)	Rtn (%)	Rtn (%)	Rtn (%)	Rtn (%)	Rtn (%)	Rtn (%)	Rtn (%)	36 Mths
		Sep/07	Mkt Cap	Mkt Cap	Sep/07	- 5 Yrs	- 3 Yrs	- 1 Yr	QTD	Sep/07	YTD	Vlty (%)	
			Ccy (m)	(%) Weight	Sep/07								
Global REITs	EUR	978.67	430,622.33	67.84	0	-NA-	-NA-	- 4.62	- 3.64	0.19	- 10.47	-NA-	
Global Non-REITs	EUR	1,255.71	204,123.48	32.16	0	-NA-	-NA-	17.65	0.58	3.62	4.48	-NA-	
Global ex Asia REITs	EUR	913.22	322,216.33	50.76	0	-NA-	-NA-	- 10.72	- 4.94	- 1.57	- 14.69	-NA-	
Global ex Asia Non-REITs	EUR	1,057.30	54,849.60	8.64	0	-NA-	-NA-	- 4.96	- 12.84	- 4.22	- 18.75	-NA-	
Global ex Europe REITs	EUR	998.11	351,236.01	55.33	0	-NA-	-NA-	- 2.07	- 2.26	1.61	- 7.65	-NA-	
Global ex Europe Non-REITs	EUR	1,304.95	162,158.95	25.55	0	-NA-	-NA-	25.05	5.47	6.32	15.63	-NA-	
Global ex US REITs	EUR	924.98	204,446.11	32.21	0	-NA-	-NA-	3.69	- 3.51	0.93	- 6.72	-NA-	
Global ex US Non-REITs	EUR	1,056.49	196,440.82	30.95	0	-NA-	-NA-	18.32	1.29	3.92	4.88	-NA-	
Asia REITs	EUR	1,231.31	108,406.00	42.07	0	-NA-	-NA-	18.42	0.36	5.79	4.70	-NA-	
Asia Non-REITs	EUR	1,307.95	149,273.89	57.93	0	-NA-	-NA-	28.16	7.15	6.95	18.32	-NA-	
Australia REITs Index	EUR	1,076.60	76,491.71	29.68	0	-NA-	-NA-	-NA-	-NA-	6.21	-NA-	-NA-	
Australia Non-REITs Index	EUR	1,136.22	4,288.99	1.66	0	-NA-	-NA-	-NA-	-NA-	4.70	-NA-	-NA-	
Hong Kong REITs Index	EUR	704.45	3,856.91	1.50	0	-NA-	-NA-	-NA-	-NA-	5.58	-NA-	-NA-	
Hong Kong Non-REITs Index	EUR	1,271.13	74,887.47	29.06	0	-NA-	-NA-	-NA-	-NA-	12.08	-NA-	-NA-	
Japan REITs Index	EUR	970.53	20,446.19	7.93	0	-NA-	-NA-	-NA-	-NA-	2.67	-NA-	-NA-	
Japan Non-REITs Index	EUR	915.89	60,399.72	23.44	0	-NA-	-NA-	-NA-	-NA-	1.91	-NA-	-NA-	
New Zealand REITs Index	EUR	955.21	548.56	0.21	0	-NA-	-NA-	-NA-	-NA-	3.23	-NA-	-NA-	
Singapore REITs Index	EUR	1,118.36	7,062.63	2.74	0	-NA-	-NA-	-NA-	-NA-	11.45	-NA-	-NA-	
Singapore Non-REITs Index	EUR	1,618.89	9,697.71	3.76	0	-NA-	-NA-	-NA-	-NA-	7.38	-NA-	-NA-	

* -5 & -3 Years Total Returns are annualised

CONTACT DETAILS:

EPRA: Schiphol Boulevard 283, 1118 BH Schiphol Airport, The Netherlands, T +31 20 405 3830, F +31 20 405 3840, E info@epra.com, W www.epra.com
 NAREIT: 1875 Eye Street, N.W., Suite 600, Washington D.C. 20006, USA, T +1 202 739 9400, F +1 202 739 9401, E info@nareit.com, W www.nareit.com

FTSE EPRA/NAREIT Global REIT and Non-REIT Index Series - Index Performance

Price Return			Free	Free	Div	Total	Total	Total	Total	Total	Total	36 Mths
Index Description	Curr	Close Value	Float	Float	Yld (%)	Rtn (%)	Rtn (%)	Rtn (%)	Rtn (%)	Rtn (%)	Rtn (%)	Vlty (%)
		Sep/07	Mkt Cap	Mkt Cap	Sep/07	- 5 Yrs	- 3 Yrs	- 1 Yr	QTD	Sep/07	YTD	
			Ccy (m)	(%) Weight	Sep/07							
Europe REITS	EUR	1,072.91	79,386.32	65.42	0	-NA-	-NA-	-NA-	-NA-	-NA-	-NA-	-NA-
Europe Non-REITS	EUR	1,183.44	41,964.53	34.58	0	-NA-	-NA-	-NA-	-NA-	-NA-	-NA-	-NA-
Austria Non-REITS Index	EUR	934.80	7,523.14	6.20	0	-NA-	-NA-	-NA-	-NA-	- 7.52	-NA-	-NA-
Belgium REITs Index	EUR	964.94	2,722.36	2.24	0	-NA-	-NA-	-NA-	-NA-	- 2.27	-NA-	-NA-
Denmark Non-REITs Index	EUR	817.57	374.35	0.31	0	-NA-	-NA-	-NA-	-NA-	- 17.53	-NA-	-NA-
France REITs Index	EUR	1,197.31	24,335.85	20.05	0	-NA-	-NA-	-NA-	-NA-	1.12	-NA-	-NA-
France Non-REITs Index	EUR	1,584.09	1,366.89	1.13	0	-NA-	-NA-	-NA-	-NA-	14.09	-NA-	-NA-
Finland Non-REITs Index	EUR	1,167.22	1,805.32	1.49	0	-NA-	-NA-	-NA-	-NA-	- 2.19	-NA-	-NA-
Germany REITs Index	EUR	890.38	364.00	0.30	0	-NA-	-NA-	-NA-	-NA-	- 5.73	-NA-	-NA-
Germany Non-REITs Index	EUR	848.87	6,108.16	5.03	0	-NA-	-NA-	-NA-	-NA-	- 1.48	-NA-	-NA-
Greece REITs Index	EUR	841.00	99.99	0.08	0	-NA-	-NA-	-NA-	-NA-	- 10.13	-NA-	-NA-
Greece Non-REITs Index	EUR	1,510.15	816.08	0.67	0	-NA-	-NA-	-NA-	-NA-	4.73	-NA-	-NA-
Italy Non-REITs Index	EUR	945.44	1,952.21	1.61	0	-NA-	-NA-	-NA-	-NA-	- 3.47	-NA-	-NA-
Netherlands REITs Index	EUR	1,054.87	9,941.17	8.19	0	-NA-	-NA-	-NA-	-NA-	0.44	-NA-	-NA-
Norway Non-REITs Index	EUR	900.21	607.27	0.50	0	-NA-	-NA-	-NA-	-NA-	- 0.88	-NA-	-NA-
Poland Non-REITs Index	EUR	1,514.54	1,364.72	1.12	0	-NA-	-NA-	-NA-	-NA-	14.24	-NA-	-NA-
Spain Non-REITs Index	EUR	763.15	232.87	0.19	0	-NA-	-NA-	-NA-	-NA-	- 9.32	-NA-	-NA-
Sweden Non-REITs Index	EUR	837.58	5,676.64	4.68	0	-NA-	-NA-	-NA-	-NA-	- 0.81	-NA-	-NA-
Switzerland Non-REITs Index	EUR	844.62	3,111.98	2.56	0	-NA-	-NA-	-NA-	-NA-	- 4.60	-NA-	-NA-
UK REITs	EUR	528.05	41,922.96	34.55	0	-NA-	-NA-	-NA-	- 13.16	- 11.23	- 47.20	-NA-
UK Non-REITs	EUR	551.16	11,024.89	9.09	0	-NA-	-NA-	-NA-	- 15.56	- 11.01	- 44.88	-NA-
Canada REITs Index	EUR	965.42	16,653.79	76.20	0	-NA-	-NA-	-NA-	-NA-	4.32	-NA-	-NA-
Canada Non-REITs Index	EUR	879.67	5,202.40	23.80	0	-NA-	-NA-	-NA-	-NA-	4.37	-NA-	-NA-
United States REITs Index	EUR	766.72	226,176.22	96.71	0	-NA-	-NA-	-NA-	-NA-	- 0.46	-NA-	-NA-
United States Non-REITs Inde	EUR	1,041.04	7,682.67	3.29	0	-NA-	-NA-	-NA-	-NA-	- 3.44	-NA-	-NA-

* -5 & -3 Years Total Returns are annualised

CONTACT DETAILS:

EPRA: Schiphol Boulevard 283, 1118 BH Schiphol Airport, The Netherlands, T +31 20 405 3830, F +31 20 405 3840, E info@epra.com, W www.epra.com
 NAREIT: 1875 Eye Street, N.W., Suite 600, Washington D.C. 20006, USA, T +1 202 739 9400, F +1 202 739 9401, E info@nareit.com, W www.nareit.com

FTSE EPRA/NAREIT Global REIT and Non-REIT Index Series - Index Performance

Price Return			Free	Free	Div	Total	Total	Total	Total	Total	Total	36 Mths	
Index Description	Curr	Close Value	Float	Float	Yld (%)	Rtn (%)	Rtn (%)	Rtn (%)	Rtn (%)	Rtn (%)	Rtn (%)	Vlty (%)	
		Sep/07	Mkt Cap	Mkt Cap	Sep/07	- 5 Yrs	- 3 Yrs	- 1 Yr	QTD	Sep/07	YTD		
			Ccy (m)	(%) Weight	Sep/07								
Global REITs	USD	1,171.46	612,410.17	67.84	0	-NA-	-NA-	7.08	1.47	4.52	-	3.44	-NA-
Global Non-REITs	USD	1,503.08	290,294.50	32.16	0	-NA-	-NA-	32.08	5.91	8.10	-	12.69	-NA-
Global ex Asia REITs	USD	1,093.13	458,240.41	50.76	0	-NA-	-NA-	0.24	0.10	2.68	-	7.99	-NA-
Global ex Asia Non-REITs	USD	1,265.58	78,004.43	8.64	0	-NA-	-NA-	6.70	- 8.22	- 0.08	-	12.37	-NA-
Global ex Europe REITs	USD	1,194.73	499,510.79	55.33	0	-NA-	-NA-	9.95	2.92	6.00	-	0.40	-NA-
Global ex Europe Non-REITs	USD	1,562.02	230,614.59	25.55	0	-NA-	-NA-	40.39	11.06	10.91	-	24.70	-NA-
Global ex US REITs	USD	1,312.44	290,753.33	32.21	0	-NA-	-NA-	16.42	1.61	5.29	-	0.60	-NA-
Global ex US Non-REITs	USD	1,499.03	279,368.59	30.95	0	-NA-	-NA-	32.84	6.66	8.41	-	13.11	-NA-
Asia REITs	USD	1,473.88	154,169.75	42.07	0	-NA-	-NA-	32.95	5.68	10.37	-	12.92	-NA-
Asia Non-REITs	USD	1,565.62	212,290.07	57.93	0	-NA-	-NA-	43.88	12.84	11.57	-	27.60	-NA-
Australia REITs Index	USD	1,527.57	108,782.80	29.68	0	-NA-	-NA-	-NA-	-NA-	10.80	-NA-	-NA-	-NA-
Australia Non-REITs Index	USD	1,612.17	6,099.60	1.66	0	-NA-	-NA-	-NA-	-NA-	9.22	-NA-	-NA-	-NA-
Hong Kong REITs Index	USD	999.53	5,485.10	1.50	0	-NA-	-NA-	-NA-	-NA-	10.15	-NA-	-NA-	-NA-
Hong Kong Non-REITs Index	USD	1,803.58	106,501.32	29.06	0	-NA-	-NA-	-NA-	-NA-	16.92	-NA-	-NA-	-NA-
Japan REITs Index	USD	1,377.06	29,077.58	7.93	0	-NA-	-NA-	-NA-	-NA-	7.11	-NA-	-NA-	-NA-
Japan Non-REITs Index	USD	1,299.54	85,897.55	23.44	0	-NA-	-NA-	-NA-	-NA-	6.32	-NA-	-NA-	-NA-
New Zealand REITs Index	USD	1,355.32	780.14	0.21	0	-NA-	-NA-	-NA-	-NA-	7.69	-NA-	-NA-	-NA-
Singapore REITs Index	USD	1,586.83	10,044.13	2.74	0	-NA-	-NA-	-NA-	-NA-	16.26	-NA-	-NA-	-NA-
Singapore Non-REITs Index	USD	2,297.01	13,791.61	3.76	0	-NA-	-NA-	-NA-	-NA-	12.02	-NA-	-NA-	-NA-

* -5 & -3 Years Total Returns are annualised

CONTACT DETAILS:

EPRA: Schiphol Boulevard 283, 1118 BH Schiphol Airport, The Netherlands, T +31 20 405 3830, F +31 20 405 3840, E info@epra.com, W www.epra.com
NAREIT: 1875 Eye Street, N.W., Suite 600, Washington D.C. 20006, USA, T +1 202 739 9400, F +1 202 739 9401, E info@nareit.com, W www.nareit.com

FTSE EPRA/NAREIT Global REIT and Non-REIT Index Series - Index Performance

Price Return			Free	Free	Div	Total	Total	Total	Total	Total	Total	36 Mths
Index Description	Curr	Close Value	Float	Float	Yld (%)	Rtn (%)	Rtn (%)	Rtn (%)	Rtn (%)	Rtn (%)	Rtn (%)	Vlty (%)
		Sep/07	Mkt Cap	Mkt Cap	Sep/07	- 5 Yrs	- 3 Yrs	- 1 Yr	QTD	Sep/07	YTD	
			Ccy (m)	(%) Weight	Sep/07							
Europe REITs	USD	1,269.77	112,899.37	65.42	0	-NA-	-NA-	-NA-	- 8.64	- 1.07	-NA-	-NA-
Europe Non-REITs	USD	-	59,679.91	34.58	0	-NA-	-NA-	-NA-	-NA-	-NA-	-NA-	-NA-
Austria Non-REITs Index	USD	1,118.96	10,699.05	6.20	0	-NA-	-NA-	-NA-	-NA-	- 3.53	-NA-	-NA-
Belgium REITs Index	USD	1,155.03	3,871.60	2.24	0	-NA-	-NA-	-NA-	-NA-	1.95	-NA-	-NA-
Denmark Non-REITs Index	USD	1,160.04	532.38	0.31	0	-NA-	-NA-	-NA-	-NA-	- 13.97	-NA-	-NA-
France REITs Index	USD	1,433.17	34,609.26	20.05	0	-NA-	-NA-	-NA-	-NA-	5.48	-NA-	-NA-
France Non-REITs Index	USD	1,896.15	1,943.92	1.13	0	-NA-	-NA-	-NA-	-NA-	19.02	-NA-	-NA-
Finland Non-REITs Index	USD	1,397.16	2,567.43	1.49	0	-NA-	-NA-	-NA-	-NA-	2.03	-NA-	-NA-
Germany REITs Index	USD	1,065.78	517.66	0.30	0	-NA-	-NA-	-NA-	-NA-	- 1.66	-NA-	-NA-
Germany Non-REITs Index	USD	1,016.10	8,686.72	5.03	0	-NA-	-NA-	-NA-	-NA-	2.78	-NA-	-NA-
Greece REITs Index	USD	1,006.67	142.20	0.08	0	-NA-	-NA-	-NA-	-NA-	- 6.25	-NA-	-NA-
Greece Non-REITs Index	USD	1,807.64	1,160.60	0.67	0	-NA-	-NA-	-NA-	-NA-	9.25	-NA-	-NA-
Italy Non-REITs Index	USD	1,131.69	2,776.34	1.61	0	-NA-	-NA-	-NA-	-NA-	0.70	-NA-	-NA-
Netherlands REITs Index	USD	1,262.68	14,137.85	8.19	0	-NA-	-NA-	-NA-	-NA-	4.78	-NA-	-NA-
Norway Non-REITs Index	USD	1,277.29	863.64	0.50	0	-NA-	-NA-	-NA-	-NA-	3.40	-NA-	-NA-
Poland Non-REITs Index	USD	2,148.95	1,940.84	1.12	0	-NA-	-NA-	-NA-	-NA-	19.17	-NA-	-NA-
Spain Non-REITs Index	USD	913.49	331.18	0.19	0	-NA-	-NA-	-NA-	-NA-	- 5.40	-NA-	-NA-
Sweden Non-REITs Index	USD	1,188.42	8,073.05	4.68	0	-NA-	-NA-	-NA-	-NA-	3.47	-NA-	-NA-
Switzerland Non-REITs Index	USD	1,198.41	4,425.71	2.56	0	-NA-	-NA-	-NA-	-NA-	- 0.48	-NA-	-NA-
UK REITs	USD	749.24	59,620.79	34.55	0	-NA-	-NA-	-NA-	- 8.56	- 7.39	- 25.08	-NA-
UK Non-REITs	USD	782.03	15,679.06	9.09	0	-NA-	-NA-	-NA-	- 11.08	- 7.17	- 21.80	-NA-
Canada REITs Index	USD	1,369.82	23,684.21	76.20	0	-NA-	-NA-	-NA-	-NA-	8.82	-NA-	-NA-
Canada Non-REITs Index	USD	1,248.15	7,398.60	23.80	0	-NA-	-NA-	-NA-	-NA-	8.88	-NA-	-NA-
United States REITs Index	USD	1,087.88	321,656.83	96.71	0	-NA-	-NA-	-NA-	-NA-	3.84	-NA-	-NA-
United States Non-REITs Inde	USD	1,477.11	10,925.92	3.29	0	-NA-	-NA-	-NA-	-NA-	0.73	-NA-	-NA-

* -5 & -3 Years Total Returns are annualised

CONTACT DETAILS:

EPRA: Schiphol Boulevard 283, 1118 BH Schiphol Airport, The Netherlands, T +31 20 405 3830, F +31 20 405 3840, E info@epra.com, W www.epra.com
 NAREIT: 1875 Eye Street, N.W., Suite 600, Washington D.C. 20006, USA, T +1 202 739 9400, F +1 202 739 9401, E info@nareit.com, W www.nareit.com

FTSE EPRA/NAREIT Global REIT and Non-REIT Index Series - Index Performance

Price Return			Free	Free	Div	Total	Total	Total	Total	Total	Total	Total	
Index Description	Curr	Close Value	Float	Float	Yld (%)	Rtn (%)	Rtn (%)	Rtn (%)	Rtn (%)	Rtn (%)	Rtn (%)	Rtn (%)	36 Mths
		Sep/07	Mkt Cap	Mkt Cap	Sep/07	- 5 Yrs	- 3 Yrs	- 1 Yr	QTD	Sep/07	YTD	Vlty (%)	
			Ccy (m)	(%) Weight	Sep/07								
Global REITs	GBP	926.65	300,589.28	67.84	0	-NA-	-NA-	- 1.82	- 0.07	3.48	- 7.24	-NA-	
Global Non-REITs	GBP	1,188.97	142,485.25	32.16	0	-NA-	-NA-	21.09	4.30	7.02	8.25	-NA-	
Global ex Asia REITs	GBP	864.69	224,918.14	50.76	0	-NA-	-NA-	- 8.10	- 1.42	1.66	- 11.62	-NA-	
Global ex Asia Non-REITs	GBP	1,001.10	38,286.91	8.64	0	-NA-	-NA-	- 2.17	- 9.62	- 1.08	- 15.82	-NA-	
Global ex Europe REITs	GBP	945.06	245,174.88	55.33	0	-NA-	-NA-	0.80	1.36	4.95	- 4.32	-NA-	
Global ex Europe Non-REITs	GBP	1,235.59	113,192.56	25.55	0	-NA-	-NA-	28.72	9.37	9.81	19.79	-NA-	
Global ex US REITs	GBP	1,038.17	142,710.46	32.21	0	-NA-	-NA-	6.73	0.06	4.24	- 3.36	-NA-	
Global ex US Non-REITs	GBP	1,185.77	137,122.48	30.95	0	-NA-	-NA-	21.79	5.03	7.33	8.66	-NA-	
Asia REITs	GBP	1,165.87	75,671.14	42.07	0	-NA-	-NA-	21.90	4.07	9.27	8.47	-NA-	
Asia Non-REITs	GBP	1,238.44	104,198.34	57.93	0	-NA-	-NA-	31.91	11.12	10.46	22.58	-NA-	
Australia REITs Index	GBP	1,208.35	53,393.86	29.68	0	-NA-	-NA-	-NA-	-NA-	9.70	-NA-	-NA-	
Australia Non-REITs Index	GBP	1,275.26	2,993.87	1.66	0	-NA-	-NA-	-NA-	-NA-	8.13	-NA-	-NA-	
Hong Kong REITs Index	GBP	790.65	2,692.25	1.50	0	-NA-	-NA-	-NA-	-NA-	9.05	-NA-	-NA-	
Hong Kong Non-REITs Index	GBP	1,426.67	52,274.04	29.06	0	-NA-	-NA-	-NA-	-NA-	15.76	-NA-	-NA-	
Japan REITs Index	GBP	1,089.29	14,272.15	7.93	0	-NA-	-NA-	-NA-	-NA-	6.04	-NA-	-NA-	
Japan Non-REITs Index	GBP	1,027.97	42,161.09	23.44	0	-NA-	-NA-	-NA-	-NA-	5.26	-NA-	-NA-	
New Zealand REITs Index	GBP	1,072.09	382.92	0.21	0	-NA-	-NA-	-NA-	-NA-	6.62	-NA-	-NA-	
Singapore REITs Index	GBP	1,255.22	4,929.96	2.74	0	-NA-	-NA-	-NA-	-NA-	15.10	-NA-	-NA-	
Singapore Non-REITs Index	GBP	1,816.99	6,769.33	3.76	0	-NA-	-NA-	-NA-	-NA-	10.90	-NA-	-NA-	

* -5 & -3 Years Total Returns are annualised

CONTACT DETAILS:

EPRA: Schiphol Boulevard 283, 1118 BH Schiphol Airport, The Netherlands, T +31 20 405 3830, F +31 20 405 3840, E info@epra.com, W www.epra.com
NAREIT: 1875 Eye Street, N.W., Suite 600, Washington D.C. 20006, USA, T +1 202 739 9400, F + 1 202 739 9401, E info@nareit.com, W www.nareit.com

FTSE EPRA/NAREIT Global REIT and Non-REIT Index Series - Index Performance

Price Return			Free	Free	Div	Total	Total	Total	Total	Total	Total	36 Mths
Index Description	Curr	Close Value	Float	Float	Yld (%)	Rtn (%)	Rtn (%)	Rtn (%)	Rtn (%)	Rtn (%)	Rtn (%)	Vlty (%)
		Sep/07	Mkt Cap	Mkt Cap	Sep/07	- 5 Yrs	- 3 Yrs	- 1 Yr	QTD	Sep/07	YTD	
			Ccy (m)	(%) Weight	Sep/07							
Europe REITS	GBP	979.66	55,414.40	65.42	0	-NA-	-NA-	-NA-	-NA-	-NA-	-NA-	-NA-
Europe Non-REITS	GBP	1,080.58	29,292.69	34.58	0	-NA-	-NA-	-NA-	-NA-	-NA-	-NA-	-NA-
Austria Non-REITS Index	GBP	885.12	5,251.41	6.20	0	-NA-	-NA-	-NA-	-NA-	- 4.49	-NA-	-NA-
Belgium REITs Index	GBP	913.66	1,900.30	2.24	0	-NA-	-NA-	-NA-	-NA-	0.94	-NA-	-NA-
Denmark Non-REITs Index	GBP	917.62	261.31	0.31	0	-NA-	-NA-	-NA-	-NA-	- 14.83	-NA-	-NA-
France REITs Index	GBP	1,133.67	16,987.26	20.05	0	-NA-	-NA-	-NA-	-NA-	4.43	-NA-	-NA-
France Non-REITs Index	GBP	1,499.90	954.13	1.13	0	-NA-	-NA-	-NA-	-NA-	17.83	-NA-	-NA-
Finland Non-REITs Index	GBP	1,105.18	1,260.17	1.49	0	-NA-	-NA-	-NA-	-NA-	1.02	-NA-	-NA-
Germany REITs Index	GBP	843.06	254.08	0.30	0	-NA-	-NA-	-NA-	-NA-	- 2.64	-NA-	-NA-
Germany Non-REITs Index	GBP	803.76	4,263.71	5.03	0	-NA-	-NA-	-NA-	-NA-	1.75	-NA-	-NA-
Greece REITs Index	GBP	796.30	69.80	0.08	0	-NA-	-NA-	-NA-	-NA-	- 7.18	-NA-	-NA-
Greece Non-REITs Index	GBP	1,429.89	569.66	0.67	0	-NA-	-NA-	-NA-	-NA-	8.16	-NA-	-NA-
Italy Non-REITs Index	GBP	895.19	1,362.71	1.61	0	-NA-	-NA-	-NA-	-NA-	- 0.30	-NA-	-NA-
Netherlands REITs Index	GBP	998.81	6,939.28	8.19	0	-NA-	-NA-	-NA-	-NA-	3.74	-NA-	-NA-
Norway Non-REITs Index	GBP	1,010.36	423.90	0.50	0	-NA-	-NA-	-NA-	-NA-	2.37	-NA-	-NA-
Poland Non-REITs Index	GBP	1,699.87	952.62	1.12	0	-NA-	-NA-	-NA-	-NA-	17.98	-NA-	-NA-
Spain Non-REITs Index	GBP	722.59	162.55	0.19	0	-NA-	-NA-	-NA-	-NA-	- 6.34	-NA-	-NA-
Sweden Non-REITs Index	GBP	940.07	3,962.49	4.68	0	-NA-	-NA-	-NA-	-NA-	2.44	-NA-	-NA-
Switzerland Non-REITs Index	GBP	947.97	2,172.27	2.56	0	-NA-	-NA-	-NA-	-NA-	- 1.47	-NA-	-NA-
UK REITs	GBP	719.74	29,263.67	34.55	0	-NA-	-NA-	-NA-	- 9.95	- 8.32	- 28.03	-NA-
UK Non-REITs	GBP	751.23	7,695.75	9.09	0	-NA-	-NA-	-NA-	- 12.44	- 8.09	- 24.88	-NA-
Canada REITs Index	GBP	1,083.56	11,624.92	76.20	0	-NA-	-NA-	-NA-	-NA-	7.74	-NA-	-NA-
Canada Non-REITs Index	GBP	987.31	3,631.45	23.80	0	-NA-	-NA-	-NA-	-NA-	7.79	-NA-	-NA-
United States REITs Index	GBP	860.54	157,878.82	96.71	0	-NA-	-NA-	-NA-	-NA-	2.80	-NA-	-NA-
United States Non-REITs Inde	GBP	1,168.43	5,362.77	3.29	0	-NA-	-NA-	-NA-	-NA-	- 0.27	-NA-	-NA-

* -5 & -3 Years Total Returns are annualised

CONTACT DETAILS:

EPRA: Schiphol Boulevard 283, 1118 BH Schiphol Airport, The Netherlands, T +31 20 405 3830, F +31 20 405 3840, E info@epra.com, W www.epra.com
 NAREIT: 1875 Eye Street, N.W., Suite 600, Washington D.C. 20006, USA, T +1 202 739 9400, F + 1 202 739 9401, E info@nareit.com, W www.nareit.com

FTSE EPRA/NAREIT Global REIT and Non-REIT Index Series - Index Performance

Price Return			Free	Free	Div	Total	Total	Total	Total	Total	Total	Total	
Index Description	Curr	Close Value	Float	Float	Yld	Rtn	Rtn	Rtn	Rtn	Rtn	Rtn	Rtn	36 Mths
		Sep/07	Mkt Cap	Mkt Cap	(%)	(%)	(%)	(%)	(%)	(%)	(%)	(%)	Vlty (%)
			Ccy (m)	(%) Weight	Sep/07	- 5 Yrs	- 3 Yrs	- 1 Yr	QTD	Sep/07	YTD		
Global REITs	JPY	1,316.36	70,436,355.13	67.84	0	-NA-	-NA-	4.32	- 5.50	3.71	- 6.79	-NA-	
Global Non-REITs	JPY	1,688.99	33,388,222.25	32.16	0	-NA-	-NA-	28.67	- 1.36	7.26	- 8.77	-NA-	
Global ex Asia REITs	JPY	1,228.33	52,704,521.12	50.76	0	-NA-	-NA-	2.35	- 6.77	1.89	- 11.19	-NA-	
Global ex Asia Non-REITs	JPY	1,422.12	8,971,679.61	8.64	0	-NA-	-NA-	3.95	- 14.52	0.86	- 15.42	-NA-	
Global ex Europe REITs	JPY	1,342.51	57,451,234.03	55.33	0	-NA-	-NA-	7.11	- 4.14	5.18	- 3.86	-NA-	
Global ex Europe Non-REITs	JPY	1,755.22	26,524,136.87	25.55	0	-NA-	-NA-	36.77	3.43	10.05	20.37	-NA-	
Global ex US REITs	JPY	1,474.77	33,440,994.80	32.21	0	-NA-	-NA-	13.41	- 5.37	4.47	- 2.89	-NA-	
Global ex US Non-REITs	JPY	1,684.44	32,131,577.94	30.95	0	-NA-	-NA-	29.41	- 0.67	7.57	9.18	-NA-	
Asia REITs	JPY	1,656.18	17,731,834.01	42.07	0	-NA-	-NA-	29.52	- 1.58	9.51	9.00	-NA-	
Asia Non-REITs	JPY	1,759.26	24,416,542.65	57.93	0	-NA-	-NA-	40.16	5.09	10.70	23.17	-NA-	
Australia REITs Index	JPY	1,716.51	12,511,653.56	29.68	0	-NA-	-NA-	-NA-	-NA-	9.94	-NA-	-NA-	
Australia Non-REITs Index	JPY	1,811.57	701,545.34	1.66	0	-NA-	-NA-	-NA-	-NA-	8.37	-NA-	-NA-	
Hong Kong REITs Index	JPY	1,123.15	630,869.24	1.50	0	-NA-	-NA-	-NA-	-NA-	9.29	-NA-	-NA-	
Hong Kong Non-REITs Index	JPY	2,026.66	12,249,248.87	29.06	0	-NA-	-NA-	-NA-	-NA-	16.02	-NA-	-NA-	
Japan REITs Index	JPY	1,329.77	3,344,358.08	7.93	0	-NA-	-NA-	-NA-	-NA-	6.27	-NA-	-NA-	
Japan Non-REITs Index	JPY	1,254.92	9,879,506.81	23.44	0	-NA-	-NA-	-NA-	-NA-	5.49	-NA-	-NA-	
New Zealand REITs Index	JPY	1,522.96	89,727.73	0.21	0	-NA-	-NA-	-NA-	-NA-	6.85	-NA-	-NA-	
Singapore REITs Index	JPY	1,783.10	1,155,225.40	2.74	0	-NA-	-NA-	-NA-	-NA-	15.36	-NA-	-NA-	
Singapore Non-REITs Index	JPY	2,581.12	1,586,241.64	3.76	0	-NA-	-NA-	-NA-	-NA-	11.15	-NA-	-NA-	

* -5 & -3 Years Total Returns are annualised

CONTACT DETAILS:

EPRA: Schiphol Boulevard 283, 1118 BH Schiphol Airport, The Netherlands, T +31 20 405 3830, F +31 20 405 3840, E info@epra.com, W www.epra.com
 NAREIT: 1875 Eye Street, N.W., Suite 600, Washington D.C. 20006, USA, T +1 202 739 9400, F +1 202 739 9401, E info@nareit.com, W www.nareit.com

FTSE EPRA/NAREIT Global REIT and Non-REIT Index Series - Index Performance

Price Return			Free	Free	Div	Total	Total	Total	Total	Total	Total	36 Mths
Index Description	Curr	Close Value	Float	Float	Yld (%)	Rtn (%)	Rtn (%)	Rtn (%)	Rtn (%)	Rtn (%)	Rtn (%)	Vlty (%)
		Sep/07	Mkt Cap	Mkt Cap	Sep/07	- 5 Yrs	- 3 Yrs	- 1 Yr	QTD	Sep/07	YTD	
			Ccy (m)	(%) Weight	Sep/07							
Europe REITS	JPY	1,471.50	12,985,121.10	65.42	0	-NA-	-NA-	-NA-	-NA-	-NA-	-NA-	-NA-
Europe Non-REITS	JPY	1,623.09	6,864,085.38	34.58	0	-NA-	-NA-	-NA-	-NA-	-NA-	-NA-	-NA-
Austria Non-REITS Index	JPY	1,257.36	1,230,550.84	6.20	0	-NA-	-NA-	-NA-	-NA-	- 4.28	-NA-	-NA-
Belgium REITs Index	JPY	1,297.89	445,292.40	2.24	0	-NA-	-NA-	-NA-	-NA-	1.16	-NA-	-NA-
Denmark Non-REITs Index	JPY	1,303.52	61,231.42	0.31	0	-NA-	-NA-	-NA-	-NA-	- 14.64	-NA-	-NA-
France REITs Index	JPY	1,610.44	3,980,583.76	20.05	0	-NA-	-NA-	-NA-	-NA-	4.67	-NA-	-NA-
France Non-REITs Index	JPY	2,130.67	223,579.75	1.13	0	-NA-	-NA-	-NA-	-NA-	18.09	-NA-	-NA-
Finland Non-REITs Index	JPY	1,569.97	295,293.40	1.49	0	-NA-	-NA-	-NA-	-NA-	1.24	-NA-	-NA-
Germany REITs Index	JPY	1,197.61	59,539.02	0.30	0	-NA-	-NA-	-NA-	-NA-	- 2.42	-NA-	-NA-
Germany Non-REITs Index	JPY	1,141.78	999,103.63	5.03	0	-NA-	-NA-	-NA-	-NA-	1.98	-NA-	-NA-
Greece REITs Index	JPY	1,131.18	16,355.44	0.08	0	-NA-	-NA-	-NA-	-NA-	- 6.98	-NA-	-NA-
Greece Non-REITs Index	JPY	2,031.23	133,485.89	0.67	0	-NA-	-NA-	-NA-	-NA-	8.40	-NA-	-NA-
Italy Non-REITs Index	JPY	1,271.66	319,320.85	1.61	0	-NA-	-NA-	-NA-	-NA-	- 0.08	-NA-	-NA-
Netherlands REITs Index	JPY	1,418.86	1,626,064.99	8.19	0	-NA-	-NA-	-NA-	-NA-	3.97	-NA-	-NA-
Norway Non-REITs Index	JPY	1,435.27	99,331.01	0.50	0	-NA-	-NA-	-NA-	-NA-	2.59	-NA-	-NA-
Poland Non-REITs Index	JPY	2,414.74	223,226.10	1.12	0	-NA-	-NA-	-NA-	-NA-	18.25	-NA-	-NA-
Spain Non-REITs Index	JPY	1,026.47	38,090.68	0.19	0	-NA-	-NA-	-NA-	-NA-	- 6.13	-NA-	-NA-
Sweden Non-REITs Index	JPY	1,335.41	928,521.41	4.68	0	-NA-	-NA-	-NA-	-NA-	2.67	-NA-	-NA-
Switzerland Non-REITs Index	JPY	1,346.64	509,023.37	2.56	0	-NA-	-NA-	-NA-	-NA-	- 1.25	-NA-	-NA-
UK REITs	JPY	841.91	6,857,285.50	34.55	0	-NA-	-NA-	-NA-	- 14.84	- 8.11	- 15.81	-NA-
UK Non-REITs	JPY	878.76	1,803,327.03	9.09	0	-NA-	-NA-	-NA-	- 17.19	- 7.89	- 12.12	-NA-
Canada REITs Index	JPY	1,539.25	2,724,039.69	76.20	0	-NA-	-NA-	-NA-	-NA-	7.98	-NA-	-NA-
Canada Non-REITs Index	JPY	1,402.53	850,949.91	23.80	0	-NA-	-NA-	-NA-	-NA-	8.03	-NA-	-NA-
United States REITs Index	JPY	1,222.44	36,995,360.33	96.71	0	-NA-	-NA-	-NA-	-NA-	3.03	-NA-	-NA-
United States Non-REITs Inde	JPY	1,659.81	1,256,644.32	3.29	0	-NA-	-NA-	-NA-	-NA-	- 0.05	-NA-	-NA-

* -5 & -3 Years Total Returns are annualised

CONTACT DETAILS:

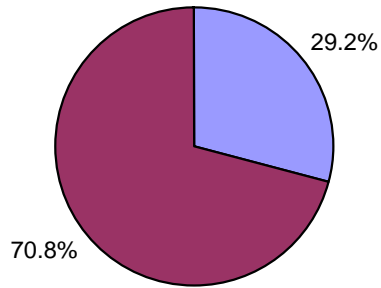
EPRA: Schiphol Boulevard 283, 1118 BH Schiphol Airport, The Netherlands, T +31 20 405 3830, F +31 20 405 3840, E info@epra.com, W www.epra.com
 NAREIT: 1875 Eye Street, N.W., Suite 600, Washington D.C. 20006, USA, T +1 202 739 9400, F +1 202 739 9401, E info@nareit.com, W www.nareit.com

Section 7
Investment Focus Index Series

CONTACT DETAILS:

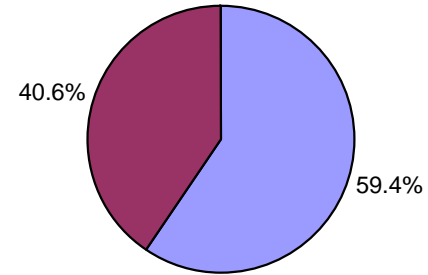
EPRA: Schiphol Boulevard 283, 1118 BH Schiphol Airport, The Netherlands, T +31 20 405 3830, F +31 20 405 3840, E info@epra.com, W www.epra.com
NAREIT: 1875 Eye Street, N.W., Suite 600, Washington D.C. 20006, USA, T +1 202 739 9400, F + 1 202 739 9401, E info@nareit.com, W www.nareit.com

Global Investment Focus Market Cap Breakdown



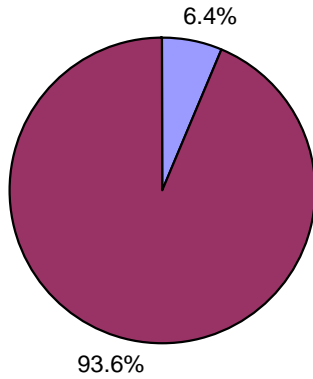
■ Global Non-Rental ■ Global Rental

Asia Investment Focus Market Cap Breakdown



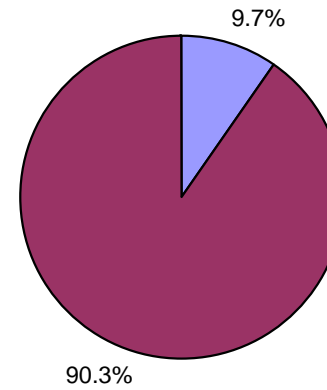
■ Asia Non-Rental ■ Asia Rental

Europe Investment Focus Market Cap Breakdown



■ Europe Non-Rental ■ Europe Rental

North America Investment Focus Market Cap Breakdown



■ North America Non-Rental ■ North America Rental

CONTACT DETAILS:

EPRA: Schiphol Boulevard 283, 1118 BH Schiphol Airport, The Netherlands, T +31 20 405 3830, F +31 20 405 3840, E info@epra.com, W www.epra.com
NAREIT: 1875 Eye Street, N.W., Suite 600, Washington D.C. 20006, USA, T +1 202 739 9400, F + 1 202 739 9401, E info@nareit.com, W www.nareit.com

FTSE EPRA/NAREIT Investment Focus Index Series - Index Performance

Gross Total Return			Free Float Mkt Cap Ccy (m) Sep/07	Free Float Mkt Cap (%) Weight Sep/07	Div Yld (%) Sep/07	Total Rtn (%) - 5 Yrs	Total Rtn (%) - 3 Yrs	Total Rtn (%) - 1 Yr	Total Rtn (%) QTD	Total Rtn (%) Sep/07	Total Rtn (%) YTD	36 Mths Vlty (%)
Index Description	Curr	Close Value Sep/07										
Global Non-Rental	EUR	1,412.72	185,651.31	29.25	1.62	-NA-	-NA-	-NA-	6.25	5.94	13.77	-NA-
Global Rental	EUR	1,160.44	449,094.50	70.75	3.94	-NA-	-NA-	-NA-	4.41	0.09	9.48	-NA-
Asia Non-Rental	EUR	1,452.90	153,102.30	59.42	1.42	-NA-	-NA-	-NA-	7.93	7.16	19.91	-NA-
Asia Rental	EUR	1,322.67	104,577.59	40.58	4.48	-NA-	-NA-	-NA-	0.63	6.04	7.31	-NA-
Asia ex Australia Non-Rental	EUR	1,446.00	136,414.96	52.94	0.13	-NA-	-NA-	-NA-	8.38	7.10	-NA-	-NA-
Asia ex Australia Rental	EUR	1,231.91	40,484.22	15.71	0.13	-NA-	-NA-	-NA-	5.15	5.77	-NA-	-NA-
Australia Non-Rental	EUR	1,507.98	16,687.33	6.48	5.08	-NA-	-NA-	-NA-	4.02	7.59	16.95	-NA-
Australia Rental	EUR	1,386.60	64,093.37	24.87	5.41	-NA-	-NA-	-NA-	4.49	6.22	8.48	-NA-
Hong Kong Non-Rental	EUR	1,812.43	67,867.22	26.34	1.43	-NA-	-NA-	-NA-	23.96	12.30	39.49	-NA-
Hong Kong Rental	EUR	1,110.37	10,877.15	4.22	3.15	-NA-	-NA-	-NA-	3.74	9.29	4.91	-NA-
Japan Non-Rental	EUR	1,136.34	58,850.04	22.84	0.45	-NA-	-NA-	-NA-	2.45	2.33	3.32	-NA-
Japan Rental	EUR	1,212.25	21,995.87	8.54	2.66	-NA-	-NA-	-NA-	4.99	2.55	4.30	-NA-
Europe Non-Rental	EUR	1,348.81	7,760.01	6.39	1.1	-NA-	-NA-	-NA-	10.61	3.75	11.55	-NA-
Europe Rental	EUR	1,181.70	113,590.84	93.61	3.01	-NA-	-NA-	-NA-	10.42	5.43	20.24	-NA-
UK Non-Rental	EUR	1,249.79	2,609.94	2.15	1.12	-NA-	-NA-	-NA-	10.38	9.39	14.21	-NA-
UK Rental	EUR	1,078.17	50,337.90	41.48	2.52	-NA-	-NA-	-NA-	13.10	10.73	28.64	-NA-
North America Non-Rental	EUR	1,180.89	24,789.01	9.69	3.03	-NA-	-NA-	-NA-	2.96	2.02	5.52	-NA-
North America Rental	EUR	1,093.73	230,926.07	90.31	4.16	-NA-	-NA-	-NA-	3.41	0.10	10.05	-NA-
United States Non-Rental	EUR	1,180.89	24,789.01	9.69	3.03	-NA-	-NA-	-NA-	2.96	2.02	5.52	-NA-
United States Rental	EUR	1,078.48	209,069.88	81.76	4.09	-NA-	-NA-	-NA-	3.90	0.37	11.62	-NA-

* -5 & -3 Years Total Returns are annualised

CONTACT DETAILS:

EPRA: Schiphol Boulevard 283, 1118 BH Schiphol Airport, The Netherlands, T +31 20 405 3830, F +31 20 405 3840, E info@epra.com, W www.epra.com
 NAREIT: 1875 Eye Street, N.W., Suite 600, Washington D.C. 20006, USA, T +1 202 739 9400, F +1 202 739 9401, E info@nareit.com, W www.nareit.com

FTSE EPRA/NAREIT Investment Focus Index Series - Index Performance

Gross Total Return			Free Float Mkt Cap Ccy (m) Sep/07	Free Float Mkt Cap (%) Weight Sep/07	Div Yld (%) Sep/07	Total Rtn (%) - 5 Yrs	Total Rtn (%) - 3 Yrs	Total Rtn (%) - 1 Yr	Total Rtn (%) QTD	Total Rtn (%) Sep/07	Total Rtn (%) YTD	36 Mths Vlty (%)
Index Description	Curr	Close Value Sep/07										
Global Non-Rental	USD	1,703.31	264,024.28	29.25	1.62	-NA-	-NA-	-NA-	11.88	10.51	22.70	-NA-
Global Rental	USD	1,399.15	638,680.39	70.75	3.94	-NA-	-NA-	-NA-	0.66	4.22	2.37	-NA-
Global ex Australia Non-Rental in AUS\$ Hedged	USD	-	240,292.36	37.86	0.13	-NA-	-NA-	-NA-	-NA-	-NA-	-NA-	-NA-
Global ex Australia Rental in AUS\$ Hedged	USD	-	547,529.91	86.26	0.13	-NA-	-NA-	-NA-	-NA-	-NA-	-NA-	-NA-
Global ex Australia Non-Rental in AUS\$ Unhedged	USD	1,574.11	240,292.36	37.86	0.13	-NA-	-NA-	-NA-	12.08	10.34	-NA-	-NA-
Global ex Australia Rental in AUS\$ Unhedged	USD	1,280.85	547,529.91	86.26	0.13	-NA-	-NA-	-NA-	0.78	3.21	-NA-	-NA-
Asia Non-Rental	USD	1,751.78	217,734.65	59.42	1.42	-NA-	-NA-	-NA-	13.65	11.79	29.32	-NA-
Asia Rental	USD	1,594.88	148,725.17	40.58	4.48	-NA-	-NA-	-NA-	5.97	10.62	15.74	-NA-
Asia ex Australia Non-Rental	USD	1,743.46	194,002.73	52.94	0.13	-NA-	-NA-	-NA-	14.13	11.73	-NA-	-NA-
Asia ex Australia Rental	USD	1,485.36	57,574.69	15.71	0.13	-NA-	-NA-	-NA-	0.12	10.33	-NA-	-NA-
Australia Non-Rental	USD	1,818.25	23,731.92	6.48	5.08	-NA-	-NA-	-NA-	9.54	12.24	26.13	-NA-
Australia Rental	USD	1,672.02	91,150.48	24.87	5.41	-NA-	-NA-	-NA-	10.03	10.81	17.01	-NA-
Hong Kong Non-Rental	USD	2,185.36	96,517.46	26.34	1.43	-NA-	-NA-	-NA-	30.54	17.15	50.44	-NA-
Hong Kong Rental	USD	1,338.80	15,468.96	4.22	3.15	-NA-	-NA-	-NA-	1.37	14.01	13.15	-NA-
Japan Non-Rental	USD	1,370.06	83,693.67	22.84	0.45	-NA-	-NA-	-NA-	2.72	6.75	11.43	-NA-
Japan Rental	USD	1,461.69	31,281.46	8.54	2.66	-NA-	-NA-	-NA-	0.05	6.98	12.49	-NA-
Europe Non-Rental	USD	1,626.30	11,035.91	6.39	1.1	-NA-	-NA-	-NA-	5.87	0.41	4.61	-NA-
Europe Rental	USD	1,424.79	161,543.38	93.61	3.01	-NA-	-NA-	-NA-	5.67	1.35	13.98	-NA-
UK Non-Rental	USD	1,506.82	3,711.73	2.15	1.12	-NA-	-NA-	-NA-	5.63	5.48	7.48	-NA-
UK Rental	USD	1,300.01	71,588.12	41.48	2.52	-NA-	-NA-	-NA-	8.49	6.87	23.04	-NA-
North America Non-Rental	USD	1,423.67	35,253.72	9.69	3.03	-NA-	-NA-	-NA-	8.42	6.43	1.89	-NA-
North America Rental	USD	1,318.66	328,411.84	90.31	4.16	-NA-	-NA-	-NA-	1.71	4.42	2.99	-NA-
United States Non-Rental	USD	1,423.67	35,253.72	9.69	3.03	-NA-	-NA-	-NA-	8.42	6.43	1.89	-NA-
United States Rental	USD	1,300.28	297,329.03	81.76	4.09	-NA-	-NA-	-NA-	1.19	3.94	4.68	-NA-

* -5 & -3 Years Total Returns are annualised

CONTACT DETAILS:

EPRA: Schiphol Boulevard 283, 1118 BH Schiphol Airport, The Netherlands, T +31 20 405 3830, F +31 20 405 3840, E info@epra.com, W www.epra.com
 NAREIT: 1875 Eye Street, N.W., Suite 600, Washington D.C. 20006, USA, T +1 202 739 9400, F +1 202 739 9401, E info@nareit.com, W www.nareit.com

FTSE EPRA/NAREIT Investment Focus Index Series - Index Performance

Gross Total Return			Free Float Mkt Cap Ccy (m) Sep/07	Free Float Mkt Cap (%) Weight Sep/07	Div Yld (%) Sep/07	Total Rtn (%) - 5 Yrs	Total Rtn (%) - 3 Yrs	Total Rtn (%) - 1 Yr	Total Rtn (%) QTD	Total Rtn (%) Sep/07	Total Rtn (%) YTD	36 Mths Vity (%)
Index Description	Curr	Close Value Sep/07										
Global Non-Rental	GBP	1,347.36	129,591.04	29.25	1.62	-NA-	-NA-	-NA-	10.18	9.41	17.87	-NA-
Global Rental	GBP	1,106.76	313,483.50	70.75	3.94	-NA-	-NA-	-NA-	0.87	3.19	6.22	-NA-
Global ex Australia Non-Rental in AUS\$ Hedged	GBP	-	-	37.86	0.13	-NA-	-NA-	-NA-	-NA-	-NA-	-NA-	-NA-
Global ex Australia Rental in AUS\$ Hedged	GBP	-	-	86.26	0.13	-NA-	-NA-	-NA-	-NA-	-NA-	-NA-	-NA-
Global ex Australia Non-Rental in AUS\$ Unhedged	GBP	-	-	37.86	0.13	-NA-	-NA-	-NA-	-NA-	-NA-	-NA-	-NA-
Global ex Australia Rental in AUS\$ Unhedged	GBP	-	-	86.26	0.13	-NA-	-NA-	-NA-	-NA-	-NA-	-NA-	-NA-
Asia Non-Rental	GBP	1,385.70	106,870.70	59.42	1.42	-NA-	-NA-	-NA-	11.92	10.68	24.23	-NA-
Asia Rental	GBP	1,261.59	72,998.78	40.58	4.48	-NA-	-NA-	-NA-	4.36	9.52	11.18	-NA-
Asia ex Australia Non-Rental	GBP	1,379.11	95,222.36	52.94	0.13	-NA-	-NA-	-NA-	12.39	10.62	-NA-	-NA-
Asia ex Australia Rental	GBP	1,174.96	28,259.39	15.71	0.13	-NA-	-NA-	-NA-	1.64	9.24	-NA-	-NA-
Australia Non-Rental	GBP	1,438.28	11,648.34	6.48	5.08	-NA-	-NA-	-NA-	7.87	11.12	21.17	-NA-
Australia Rental	GBP	1,322.61	44,739.39	24.87	5.41	-NA-	-NA-	-NA-	8.36	9.71	12.40	-NA-
Hong Kong Non-Rental	GBP	1,728.67	47,373.66	26.34	1.43	-NA-	-NA-	-NA-	28.55	15.99	44.51	-NA-
Hong Kong Rental	GBP	1,059.02	7,592.63	4.22	3.15	-NA-	-NA-	-NA-	0.18	12.88	8.69	-NA-
Japan Non-Rental	GBP	1,083.75	41,079.36	22.84	0.45	-NA-	-NA-	-NA-	1.16	5.69	7.04	-NA-
Japan Rental	GBP	1,156.23	15,353.88	8.54	2.66	-NA-	-NA-	-NA-	1.48	5.91	8.06	-NA-
Europe Non-Rental	GBP	1,286.44	5,416.75	6.39	1.1	-NA-	-NA-	-NA-	7.30	0.59	8.37	-NA-
Europe Rental	GBP	1,127.04	79,290.34	93.61	3.01	-NA-	-NA-	-NA-	7.11	2.33	17.36	-NA-
UK Non-Rental	GBP	1,191.93	1,821.83	2.15	1.12	-NA-	-NA-	-NA-	7.06	6.42	11.12	-NA-
UK Rental	GBP	1,028.34	35,137.60	41.48	2.52	-NA-	-NA-	-NA-	9.88	7.80	26.07	-NA-
North America Non-Rental	GBP	1,126.16	17,303.58	9.69	3.03	-NA-	-NA-	-NA-	6.77	5.37	2.12	-NA-
North America Rental	GBP	1,043.09	161,194.38	90.31	4.16	-NA-	-NA-	-NA-	0.16	3.38	6.81	-NA-
United States Non-Rental	GBP	1,126.16	17,303.58	9.69	3.03	-NA-	-NA-	-NA-	6.77	5.37	2.12	-NA-
United States Rental	GBP	1,028.55	145,938.01	81.76	4.09	-NA-	-NA-	-NA-	0.35	2.90	8.43	-NA-

* -5 & -3 Years Total Returns are annualised

CONTACT DETAILS:

EPRA: Schiphol Boulevard 283, 1118 BH Schiphol Airport, The Netherlands, T +31 20 405 3830, F +31 20 405 3840, E info@epra.com, W www.epra.com
 NAREIT: 1875 Eye Street, N.W., Suite 600, Washington D.C. 20006, USA, T +1 202 739 9400, F +1 202 739 9401, E info@nareit.com, W www.nareit.com

FTSE EPRA/NAREIT Investment Focus Index Series - Index Performance

Gross Total Return			Free Float Mkt Cap	Free Float Mkt Cap	Div Yld (%)	Total Rtn (%)	Total Rtn (%)	Total Rtn (%)	Total Rtn (%)	Total Rtn (%)	Total Rtn (%)	36 Mths Vity (%)
Index Description	Curr	Close Value Sep/07	Ccy (m) Sep/07	(%) Weight Sep/07	Sep/07	- 5 Yrs	- 3 Yrs	- 1 Yr	QTD	Sep/07	YTD	
Global Non-Rental	JPY	1,913.99	30,366,752.06	29.25	1.62	-NA-	-NA-	-NA-	4.20	9.66	18.43	-NA-
Global Rental	JPY	1,572.20	73,457,825.33	70.75	3.94	-NA-	-NA-	-NA-	6.25	3.41	5.76	-NA-
Global ex Australia Non-Rental in AUS\$ Hedged	JPY	-	-	37.86	0.13	-NA-	-NA-	-NA-	-NA-	-NA-	-NA-	-NA-
Global ex Australia Rental in AUS\$ Hedged	JPY	-	-	86.26	0.13	-NA-	-NA-	-NA-	-NA-	-NA-	-NA-	-NA-
Global ex Australia Non-Rental in AUS\$ Unhedged	JPY	-	-	37.86	0.13	-NA-	-NA-	-NA-	-NA-	-NA-	-NA-	-NA-
Global ex Australia Rental in AUS\$ Unhedged	JPY	-	-	86.26	0.13	-NA-	-NA-	-NA-	-NA-	-NA-	-NA-	-NA-
Asia Non-Rental	JPY	1,968.46	25,042,750.87	59.42	1.42	-NA-	-NA-	-NA-	5.85	10.92	24.83	-NA-
Asia Rental	JPY	1,792.14	17,105,625.78	40.58	4.48	-NA-	-NA-	-NA-	1.31	9.77	11.72	-NA-
Asia ex Australia Non-Rental	JPY	1,959.10	22,313,224.53	52.94	0.13	-NA-	-NA-	-NA-	6.29	10.86	-NA-	-NA-
Asia ex Australia Rental	JPY	1,669.08	6,621,953.23	15.71	0.13	-NA-	-NA-	-NA-	6.98	9.48	-NA-	-NA-
Australia Non-Rental	JPY	2,043.14	2,729,526.34	6.48	5.08	-NA-	-NA-	-NA-	2.01	11.37	21.75	-NA-
Australia Rental	JPY	1,878.83	10,483,672.56	24.87	5.41	-NA-	-NA-	-NA-	2.48	9.95	12.95	-NA-
Hong Kong Non-Rental	JPY	2,455.67	11,100,955.53	26.34	1.43	-NA-	-NA-	-NA-	21.57	16.24	45.21	-NA-
Hong Kong Rental	JPY	1,504.39	1,779,162.58	4.22	3.15	-NA-	-NA-	-NA-	5.59	13.13	9.22	-NA-
Japan Non-Rental	JPY	1,539.52	9,626,027.36	22.84	0.45	-NA-	-NA-	-NA-	4.33	5.92	7.56	-NA-
Japan Rental	JPY	1,642.49	3,597,837.52	8.54	2.66	-NA-	-NA-	-NA-	6.82	6.15	8.59	-NA-
Europe Non-Rental	JPY	1,827.45	1,269,294.64	6.39	1.1	-NA-	-NA-	-NA-	12.33	0.37	7.93	-NA-
Europe Rental	JPY	1,601.02	18,579,911.84	93.61	3.01	-NA-	-NA-	-NA-	12.15	2.11	16.96	-NA-
UK Non-Rental	JPY	1,693.20	426,904.64	2.15	1.12	-NA-	-NA-	-NA-	12.11	6.21	10.70	-NA-
UK Rental	JPY	1,460.80	8,233,707.89	41.48	2.52	-NA-	-NA-	-NA-	14.77	7.60	25.71	-NA-
North America Non-Rental	JPY	1,599.76	4,054,706.54	9.69	3.03	-NA-	-NA-	-NA-	0.97	5.60	1.65	-NA-
North America Rental	JPY	1,481.76	37,772,287.70	90.31	4.16	-NA-	-NA-	-NA-	5.27	3.61	6.36	-NA-
United States Non-Rental	JPY	1,599.76	4,054,706.54	9.69	3.03	-NA-	-NA-	-NA-	0.97	5.60	1.65	-NA-
United States Rental	JPY	1,461.11	34,197,298.10	81.76	4.09	-NA-	-NA-	-NA-	5.76	3.13	7.99	-NA-

* -5 & -3 Years Total Returns are annualised

CONTACT DETAILS:

EPRA: Schiphol Boulevard 283, 1118 BH Schiphol Airport, The Netherlands, T +31 20 405 3830, F +31 20 405 3840, E info@epra.com, W www.epra.com
 NAREIT: 1875 Eye Street, N.W., Suite 600, Washington D.C. 20006, USA, T +1 202 739 9400, F +1 202 739 9401, E info@nareit.com, W www.nareit.com

FTSE EPRA/NAREIT Investment Focus Index Series - Index Performance

Price Return			Free Float Mkt Cap	Free Float Mkt Cap	Div	Total	Total	Total	Total	Total	Total	36 Mths
Index Description	Curr	Close Value Sep/07	Ccy (m) Sep/07	(%) Weight Sep/07	Yld (%) Sep/07	Rtn (%) - 5 Yrs	Rtn (%) - 3 Yrs	Rtn (%) - 1 Yr	Rtn (%) QTD	Rtn (%) Sep/07	Rtn (%) YTD	Vlty (%)
Global Non-Rental	EUR	1,368.74	185,651.31	29.25	0	-NA-	-NA-	-NA-	5.95	5.77	12.48	-NA-
Global Rental	EUR	1,084.72	449,094.50	70.75	0	-NA-	-NA-	-NA-	5.32	0.46	12.01	-NA-
Global ex Australia Non-Rental in AUS\$ Hedged	EUR	-	-	0.00	0	-NA-	-NA-	-NA-	-NA-	-NA-	-NA-	-NA-
Global ex Australia Rental in AUS\$ Hedged	EUR	-	-	0.00	0	-NA-	-NA-	-NA-	-NA-	-NA-	-NA-	-NA-
Global ex Australia Non-Rental in AUS\$ Unhedged	EUR	-	-	0.00	0	-NA-	-NA-	-NA-	-NA-	-NA-	-NA-	-NA-
Global ex Australia Rental in AUS\$ Unhedged	EUR	-	-	0.00	0	-NA-	-NA-	-NA-	-NA-	-NA-	-NA-	-NA-
Asia Non-Rental	EUR	1,415.63	153,102.30	59.42	0	-NA-	-NA-	-NA-	7.72	6.96	18.82	-NA-
Asia Rental	EUR	1,213.90	104,577.59	40.58	0	-NA-	-NA-	-NA-	0.55	5.75	3.71	-NA-
Asia ex Australia Non-Rental	EUR	1,419.14	136,414.96	52.94	0	-NA-	-NA-	-NA-	8.21	6.93	-NA-	-NA-
Asia ex Australia Rental	EUR	1,165.21	40,484.22	15.71	0	-NA-	-NA-	-NA-	5.89	5.56	-NA-	-NA-
Australia Non-Rental	EUR	1,383.30	16,687.33	6.48	0	-NA-	-NA-	-NA-	3.56	7.12	13.45	-NA-
Australia Rental	EUR	1,248.66	64,093.37	24.87	0	-NA-	-NA-	-NA-	2.98	5.88	4.06	-NA-
Hong Kong Non-Rental	EUR	1,753.44	67,867.22	26.34	0	-NA-	-NA-	-NA-	23.85	12.20	38.17	-NA-
Hong Kong Rental	EUR	1,052.57	10,877.15	4.22	0	-NA-	-NA-	-NA-	4.47	9.11	2.18	-NA-
Japan Non-Rental	EUR	1,126.07	58,850.04	22.84	0	-NA-	-NA-	-NA-	2.73	2.04	2.84	-NA-
Japan Rental	EUR	1,153.84	21,995.87	8.54	0	-NA-	-NA-	-NA-	5.65	2.26	2.39	-NA-
Europe Non-Rental	EUR	1,319.13	7,760.01	6.39	0	-NA-	-NA-	-NA-	10.78	3.77	12.27	-NA-
Europe Rental	EUR	1,124.09	113,590.84	93.61	0	-NA-	-NA-	-NA-	10.97	5.64	22.08	-NA-
UK Non-Rental	EUR	1,223.74	2,609.94	2.15	0	-NA-	-NA-	-NA-	10.87	9.44	14.88	-NA-
UK Rental	EUR	1,033.37	50,337.90	41.48	0	-NA-	-NA-	-NA-	13.83	11.15	30.13	-NA-
North America Non-Rental	EUR	1,112.88	24,789.01	9.69	0	-NA-	-NA-	-NA-	2.11	2.02	7.71	-NA-
North America Rental	EUR	1,020.64	230,926.07	90.31	0	-NA-	-NA-	-NA-	4.42	0.39	12.57	-NA-
United States Non-Rental	EUR	1,112.88	24,789.01	9.69	0	-NA-	-NA-	-NA-	2.11	2.02	7.71	-NA-
United States Rental	EUR	1,007.90	209,069.88	81.76	0	-NA-	-NA-	-NA-	4.88	0.86	14.04	-NA-

* -5 & -3 Years Total Returns are annualised

CONTACT DETAILS:

EPRA: Schiphol Boulevard 283, 1118 BH Schiphol Airport, The Netherlands, T +31 20 405 3830, F +31 20 405 3840, E info@epra.com, W www.epra.com
 NAREIT: 1875 Eye Street, N.W., Suite 600, Washington D.C. 20006, USA, T +1 202 739 9400, F +1 202 739 9401, E info@nareit.com, W www.nareit.com

FTSE EPRA/NAREIT Investment Focus Index Series - Index Performance

Price Return			Free Float Mkt Cap	Free Float Mkt Cap	Div	Total	Total	Total	Total	Total	Total	36 Mths
Index Description	Curr	Close Value Sep/07	Ccy (m) Sep/07	(%) Weight Sep/07	Yld (%) Sep/07	Rtn (%) - 5 Yrs	Rtn (%) - 3 Yrs	Rtn (%) - 1 Yr	Rtn (%) QTD	Rtn (%) Sep/07	Rtn (%) YTD	Vlty (%)
Global Non-Rental	USD	1,650.25	264,024.28	29.25	0	-NA-	-NA-	-NA-	11.57	10.34	21.31	-NA-
Global Rental	USD	1,307.82	638,680.39	70.75	0	-NA-	-NA-	-NA-	0.30	3.84	5.10	-NA-
Global ex Australia Non-Rental in AUS\$ Hedged	USD	-	240,292.36	0.00	0	-NA-	-NA-	-NA-	-NA-	-NA-	-NA-	-NA-
Global ex Australia Rental in AUS\$ Hedged	USD	-	547,529.91	0.00	0	-NA-	-NA-	-NA-	-NA-	-NA-	-NA-	-NA-
Global ex Australia Non-Rental in AUS\$ Unhedged	USD	1,534.25	240,292.36	0.00	0	-NA-	-NA-	-NA-	11.79	10.20	-NA-	-NA-
Global ex Australia Rental in AUS\$ Unhedged	USD	1,205.57	547,529.91	0.00	0	-NA-	-NA-	-NA-	1.65	2.82	-NA-	-NA-
Asia Non-Rental	USD	1,706.78	217,734.65	59.42	0	-NA-	-NA-	-NA-	13.43	11.58	28.15	-NA-
Asia Rental	USD	1,463.56	148,725.17	40.58	0	-NA-	-NA-	-NA-	4.72	10.32	11.85	-NA-
Asia ex Australia Non-Rental	USD	1,711.02	194,002.73	52.94	0	-NA-	-NA-	-NA-	13.95	11.55	-NA-	-NA-
Asia ex Australia Rental	USD	1,404.87	57,574.69	15.71	0	-NA-	-NA-	-NA-	0.90	10.12	-NA-	-NA-
Australia Non-Rental	USD	1,667.80	23,731.92	6.48	0	-NA-	-NA-	-NA-	9.05	11.74	22.35	-NA-
Australia Rental	USD	1,505.48	91,150.48	24.87	0	-NA-	-NA-	-NA-	8.44	10.46	12.23	-NA-
Hong Kong Non-Rental	USD	2,114.08	96,517.46	26.34	0	-NA-	-NA-	-NA-	30.42	17.05	49.01	-NA-
Hong Kong Rental	USD	1,269.06	15,468.96	4.22	0	-NA-	-NA-	-NA-	0.60	13.82	10.20	-NA-
Japan Non-Rental	USD	1,357.67	83,693.67	22.84	0	-NA-	-NA-	-NA-	2.43	6.45	10.91	-NA-
Japan Rental	USD	1,391.15	31,281.46	8.54	0	-NA-	-NA-	-NA-	0.64	6.68	10.43	-NA-
Europe Non-Rental	USD	1,590.44	11,035.91	6.39	0	-NA-	-NA-	-NA-	6.05	0.39	5.39	-NA-
Europe Rental	USD	1,355.28	161,543.38	93.61	0	-NA-	-NA-	-NA-	6.25	1.57	15.97	-NA-
UK Non-Rental	USD	1,475.43	3,711.73	2.15	0	-NA-	-NA-	-NA-	6.15	5.53	8.20	-NA-
UK Rental	USD	1,245.90	71,588.12	41.48	0	-NA-	-NA-	-NA-	9.27	7.32	24.65	-NA-
North America Non-Rental	USD	1,341.77	35,253.72	9.69	0	-NA-	-NA-	-NA-	7.53	6.43	0.46	-NA-
North America Rental	USD	1,230.56	328,411.84	90.31	0	-NA-	-NA-	-NA-	0.65	3.91	5.71	-NA-
United States Non-Rental	USD	1,341.77	35,253.72	9.69	0	-NA-	-NA-	-NA-	7.53	6.43	0.46	-NA-
United States Rental	USD	1,215.19	297,329.03	81.76	0	-NA-	-NA-	-NA-	0.16	3.42	7.30	-NA-

* -5 & -3 Years Total Returns are annualised

CONTACT DETAILS:

EPRA: Schiphol Boulevard 283, 1118 BH Schiphol Airport, The Netherlands, T +31 20 405 3830, F +31 20 405 3840, E info@epra.com, W www.epra.com
NAREIT: 1875 Eye Street, N.W., Suite 600, Washington D.C. 20006, USA, T +1 202 739 9400, F +1 202 739 9401, E info@nareit.com, W www.nareit.com

FTSE EPRA/NAREIT Investment Focus Index Series - Index Performance

Price Return			Free Float Mkt Cap	Free Float Mkt Cap	Div	Total	Total	Total	Total	Total	Total	36 Mths
Index Description	Curr	Close Value Sep/07	Ccy (m) Sep/07	(%) Weight Sep/07	Yld (%) Sep/07	Rtn (%) - 5 Yrs	Rtn (%) - 3 Yrs	Rtn (%) - 1 Yr	Rtn (%) QTD	Rtn (%) Sep/07	Rtn (%) YTD	Vlty (%)
Global Non-Rental	GBP	1,305.39	129,591.04	29.25	0	-NA-	-NA-	-NA-	9.87	9.24	16.53	-NA-
Global Rental	GBP	1,034.52	313,483.50	70.75	0	-NA-	-NA-	-NA-	1.82	2.80	8.84	-NA-
Global ex Australia Non-Rental in AUS\$ Hedged	GBP	-	-	0.00	0	-NA-	-NA-	-NA-	-NA-	-NA-	-NA-	-NA-
Global ex Australia Rental in AUS\$ Hedged	GBP	-	-	0.00	0	-NA-	-NA-	-NA-	-NA-	-NA-	-NA-	-NA-
Global ex Australia Non-Rental in AUS\$ Unhedged	GBP	-	-	0.00	0	-NA-	-NA-	-NA-	-NA-	-NA-	-NA-	-NA-
Global ex Australia Rental in AUS\$ Unhedged	GBP	-	-	0.00	0	-NA-	-NA-	-NA-	-NA-	-NA-	-NA-	-NA-
Asia Non-Rental	GBP	1,350.11	106,870.70	59.42	0	-NA-	-NA-	-NA-	11.71	10.47	23.10	-NA-
Asia Rental	GBP	1,157.71	72,998.78	40.58	0	-NA-	-NA-	-NA-	3.12	9.22	7.45	-NA-
Asia ex Australia Non-Rental	GBP	1,353.45	95,222.36	52.94	0	-NA-	-NA-	-NA-	12.21	10.44	-NA-	-NA-
Asia ex Australia Rental	GBP	1,111.28	28,259.39	15.71	0	-NA-	-NA-	-NA-	2.41	9.02	-NA-	-NA-
Australia Non-Rental	GBP	1,319.27	11,648.34	6.48	0	-NA-	-NA-	-NA-	7.39	10.63	17.54	-NA-
Australia Rental	GBP	1,190.87	44,739.39	24.87	0	-NA-	-NA-	-NA-	6.79	9.36	7.81	-NA-
Hong Kong Non-Rental	GBP	1,672.28	47,373.66	26.34	0	-NA-	-NA-	-NA-	28.43	15.88	43.15	-NA-
Hong Kong Rental	GBP	1,003.86	7,592.63	4.22	0	-NA-	-NA-	-NA-	0.93	12.69	5.87	-NA-
Japan Non-Rental	GBP	1,073.95	41,079.36	22.84	0	-NA-	-NA-	-NA-	0.87	5.39	6.54	-NA-
Japan Rental	GBP	1,100.43	15,353.88	8.54	0	-NA-	-NA-	-NA-	2.16	5.62	6.08	-NA-
Europe Non-Rental	GBP	1,258.08	5,416.75	6.39	0	-NA-	-NA-	-NA-	7.48	0.61	9.11	-NA-
Europe Rental	GBP	1,072.06	79,290.34	93.61	0	-NA-	-NA-	-NA-	7.68	2.55	19.27	-NA-
UK Non-Rental	GBP	1,167.10	1,821.83	2.15	0	-NA-	-NA-	-NA-	7.58	6.47	11.82	-NA-
UK Rental	GBP	985.54	35,137.60	41.48	0	-NA-	-NA-	-NA-	10.65	8.24	27.62	-NA-
North America Non-Rental	GBP	1,061.37	17,303.58	9.69	0	-NA-	-NA-	-NA-	5.89	5.37	4.38	-NA-
North America Rental	GBP	973.40	161,194.38	90.31	0	-NA-	-NA-	-NA-	0.88	2.88	9.42	-NA-
United States Non-Rental	GBP	1,061.37	17,303.58	9.69	0	-NA-	-NA-	-NA-	5.89	5.37	4.38	-NA-
United States Rental	GBP	961.25	145,938.01	81.76	0	-NA-	-NA-	-NA-	1.37	2.39	10.95	-NA-

* -5 & -3 Years Total Returns are annualised

CONTACT DETAILS:

EPRA: Schiphol Boulevard 283, 1118 BH Schiphol Airport, The Netherlands, T +31 20 405 3830, F +31 20 405 3840, E info@epra.com, W www.epra.com
NAREIT: 1875 Eye Street, N.W., Suite 600, Washington D.C. 20006, USA, T +1 202 739 9400, F +1 202 739 9401, E info@nareit.com, W www.nareit.com

FTSE EPRA/NAREIT Investment Focus Index Series - Index Performance

Price Return			Free Float Mkt Cap	Free Float Mkt Cap	Div Yld (%)	Total Rtn (%)	Total Rtn (%)	Total Rtn (%)	Total Rtn (%)	Total Rtn (%)	Total Rtn (%)	Total Rtn (%)	36 Mths Vlty (%)
Index Description	Curr	Close Value Sep/07	Ccy (m) Sep/07	(%) Weight Sep/07	Sep/07	- 5 Yrs	- 3 Yrs	- 1 Yr	QTD	Sep/07	YTD		
Global Non-Rental	JPY	1,854.36	30,366,752.06	29.25	0	-NA-	-NA-	-NA-	3.91	9.48	17.09	-NA-	
Global Rental	JPY	1,469.58	73,457,825.33	70.75	0	-NA-	-NA-	-NA-	7.15	3.03	8.40	-NA-	
Global ex Australia Non-Rental in AUS\$ Hedged	JPY	-	-	0.00	0	-NA-	-NA-	-NA-	-NA-	-NA-	-NA-	-NA-	-NA-
Global ex Australia Rental in AUS\$ Hedged	JPY	-	-	0.00	0	-NA-	-NA-	-NA-	-NA-	-NA-	-NA-	-NA-	-NA-
Global ex Australia Non-Rental in AUS\$ Unhedged	JPY	-	-	0.00	0	-NA-	-NA-	-NA-	-NA-	-NA-	-NA-	-NA-	-NA-
Global ex Australia Rental in AUS\$ Unhedged	JPY	-	-	0.00	0	-NA-	-NA-	-NA-	-NA-	-NA-	-NA-	-NA-	-NA-
Asia Non-Rental	JPY	1,917.89	25,042,750.87	59.42	0	-NA-	-NA-	-NA-	5.65	10.71	23.70	-NA-	
Asia Rental	JPY	1,644.58	17,105,625.78	40.58	0	-NA-	-NA-	-NA-	2.47	9.47	7.97	-NA-	
Asia ex Australia Non-Rental	JPY	1,922.65	22,313,224.53	52.94	0	-NA-	-NA-	-NA-	6.13	10.69	-NA-	-NA-	
Asia ex Australia Rental	JPY	1,578.63	6,621,953.23	15.71	0	-NA-	-NA-	-NA-	7.70	9.27	-NA-	-NA-	
Australia Non-Rental	JPY	1,874.09	2,729,526.34	6.48	0	-NA-	-NA-	-NA-	1.56	10.88	18.10	-NA-	
Australia Rental	JPY	1,691.68	10,483,672.56	24.87	0	-NA-	-NA-	-NA-	0.99	9.60	8.33	-NA-	
Hong Kong Non-Rental	JPY	2,375.56	11,100,955.53	26.34	0	-NA-	-NA-	-NA-	21.46	16.14	43.84	-NA-	
Hong Kong Rental	JPY	1,426.03	1,779,162.58	4.22	0	-NA-	-NA-	-NA-	6.31	12.94	6.38	-NA-	
Japan Non-Rental	JPY	1,525.60	9,626,027.36	22.84	0	-NA-	-NA-	-NA-	4.60	5.63	7.05	-NA-	
Japan Rental	JPY	1,563.22	3,597,837.52	8.54	0	-NA-	-NA-	-NA-	7.47	5.85	6.59	-NA-	
Europe Non-Rental	JPY	1,787.16	1,269,294.64	6.39	0	-NA-	-NA-	-NA-	12.51	0.39	8.67	-NA-	
Europe Rental	JPY	1,522.91	18,579,911.84	93.61	0	-NA-	-NA-	-NA-	12.69	2.33	18.89	-NA-	
UK Non-Rental	JPY	1,657.93	426,904.64	2.15	0	-NA-	-NA-	-NA-	12.59	6.26	11.39	-NA-	
UK Rental	JPY	1,400.00	8,233,707.89	41.48	0	-NA-	-NA-	-NA-	15.50	8.04	27.27	-NA-	
North America Non-Rental	JPY	1,507.73	4,054,706.54	9.69	0	-NA-	-NA-	-NA-	0.14	5.60	3.92	-NA-	
North America Rental	JPY	1,382.76	37,772,287.70	90.31	0	-NA-	-NA-	-NA-	6.26	3.10	8.99	-NA-	
United States Non-Rental	JPY	1,507.73	4,054,706.54	9.69	0	-NA-	-NA-	-NA-	0.14	5.60	3.92	-NA-	
United States Rental	JPY	1,365.50	34,197,298.10	81.76	0	-NA-	-NA-	-NA-	6.72	2.62	10.52	-NA-	

* -5 & -3 Years Total Returns are annualised

CONTACT DETAILS:

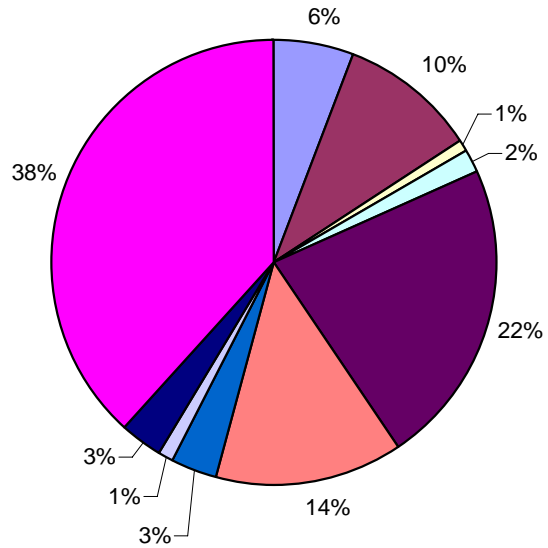
EPRA: Schiphol Boulevard 283, 1118 BH Schiphol Airport, The Netherlands, T +31 20 405 3830, F +31 20 405 3840, E info@epra.com, W www.epra.com
NAREIT: 1875 Eye Street, N.W., Suite 600, Washington D.C. 20006, USA, T +1 202 739 9400, F +1 202 739 9401, E info@nareit.com, W www.nareit.com

Section 8
Sector Index Series

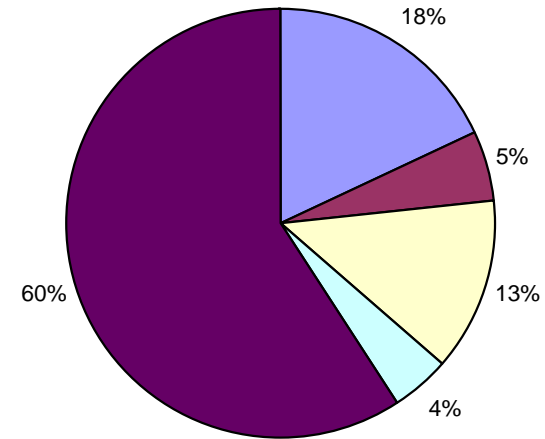
CONTACT DETAILS:

EPRA: Schiphol Boulevard 283, 1118 BH Schiphol Airport, The Netherlands, T +31 20 405 3830, F +31 20 405 3840, E info@epra.com, W www.epra.com
NAREIT: 1875 Eye Street, N.W., Suite 600, Washington D.C. 20006, USA, T +1 202 739 9400, F + 1 202 739 9401, E info@nareit.com, W www.nareit.com

Sector Breakdown - Global




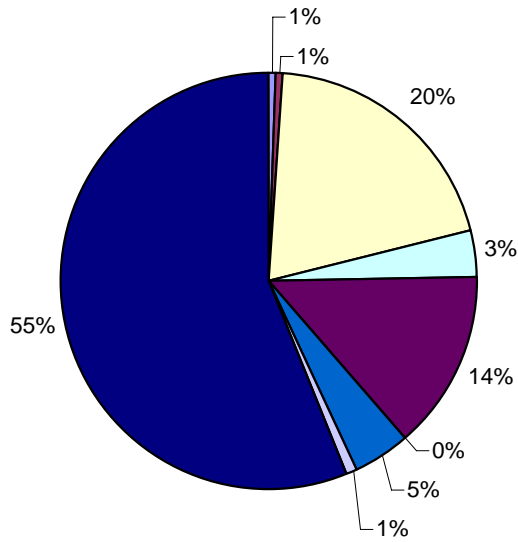
Sector Breakdown - Asia



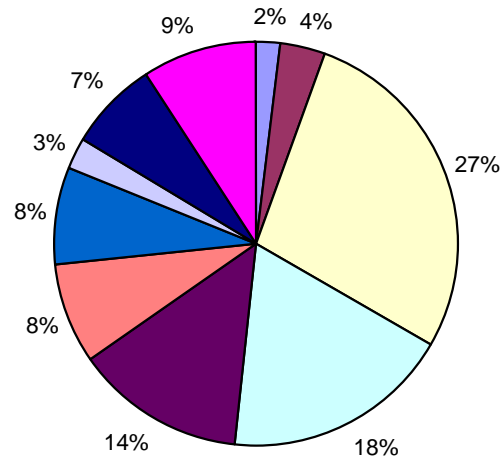
CONTACT DETAILS:

EPRA: Schiphol Boulevard 283, 1118 BH Schiphol Airport, The Netherlands, T +31 20 405 3830, F +31 20 405 3840, E info@epra.com, W www.epra.com
 NAREIT: 1875 Eye Street, N.W., Suite 600, Washington D.C. 20006, USA, T +1 202 739 9400, F + 1 202 739 9401, E info@nareit.com, W www.nareit.com

Sector Breakdown - Europe



Sector Breakdown - North America



CONTACT DETAILS:

EPRA: Schiphol Boulevard 283, 1118 BH Schiphol Airport, The Netherlands, T +31 20 405 3830, F +31 20 405 3840, E info@epra.com, W www.epra.com
 NAREIT: 1875 Eye Street, N.W., Suite 600, Washington D.C. 20006, USA, T +1 202 739 9400, F + 1 202 739 9401, E info@nareit.com, W www.nareit.com

FTSE EPRA/NAREIT Sector Index Series - Index Performance

Gross Total Return			Free	Free	Div	Total	Total	Total	Total	Total	Total	36 Mths
Index Description	Curr	Close Value	Float	Float	Yld (%)	Rtn (%)	Rtn (%)	Rtn (%)	Rtn (%)	Rtn (%)	Rtn (%)	Volty (%)
		Sep/07	Mkt Cap	Mkt Cap	Sep/07	- 5 Yrs	- 3 Yrs	- 1 Yr	QTD	Sep/07	YTD	
			Ccy (m)	(%) Weight	Sep/07							
Global Industrial	EUR	1,183.18	36,603.14	5.77	3.95	-NA-	-NA-	-NA-	1.48	3.36	- 7.01	-NA-
Global Residential	EUR	1,204.04	63,783.61	10.05	3.3	-NA-	-NA-	-NA-	2.71	0.36	- 7.57	-NA-
Global Specialty	EUR	1,266.75	5,520.68	0.87	1.99	-NA-	-NA-	-NA-	12.63	- 2.84	- 4.79	-NA-
Global Self Storage	EUR	972.68	9,600.49	1.51	3.26	-NA-	-NA-	-NA-	4.95	- 1.32	- 24.85	-NA-
Global Retail	EUR	1,179.73	142,395.44	22.43	4.07	-NA-	-NA-	-NA-	0.45	1.64	- 3.87	-NA-
Global Office	EUR	1,217.45	85,846.27	13.52	3.34	-NA-	-NA-	-NA-	6.01	0.58	- 6.08	-NA-
Global Lodging/Resorts	EUR	1,087.26	21,571.43	3.40	4.62	-NA-	-NA-	-NA-	7.91	- 3.16	- 5.96	-NA-
Global Industrial/Office	EUR	904.88	6,491.77	1.02	5.64	-NA-	-NA-	-NA-	10.42	- 2.25	- 20.96	-NA-
Global Healthcare	EUR	1,133.18	19,853.38	3.13	5.55	-NA-	-NA-	-NA-	4.56	3.61	- 8.71	-NA-
Global Diversified	EUR	1,313.18	243,079.62	38.30	2.31	-NA-	-NA-	-NA-	0.32	2.60	0.70	-NA-
Global ex Australia Non-Rent	EUR	-	-	0.00	0.13	-NA-	-NA-	-NA-	-NA-	-NA-	-NA-	-NA-
Global ex Australia Rental in A	EUR	-	-	0.00	0.13	-NA-	-NA-	-NA-	-NA-	-NA-	-NA-	-NA-
Global ex Australia Non-Rent	EUR	-	-	0.00	0.13	-NA-	-NA-	-NA-	-NA-	-NA-	-NA-	-NA-
Global ex Australia Rental in A	EUR	-	-	0.00	0.13	-NA-	-NA-	-NA-	-NA-	-NA-	-NA-	-NA-
Asia Retail	EUR	1,271.27	46,319.72	18.02	4.83	-NA-	-NA-	-NA-	2.70	5.18	7.50	-NA-
Asia Residential	EUR	2,738.16	13,333.91	5.19	1.03	-NA-	-NA-	-NA-	29.56	8.16	45.87	-NA-
Asia Office	EUR	1,328.22	34,189.63	13.30	3.05	-NA-	-NA-	-NA-	2.66	5.42	10.58	-NA-
Asia Industrial	EUR	1,507.03	11,423.13	4.44	4.91	-NA-	-NA-	-NA-	3.25	9.61	4.63	-NA-
Asia Diversified	EUR	1,394.82	151,811.36	59.05	1.88	-NA-	-NA-	-NA-	5.76	7.12	15.80	-NA-
Asia ex Australia Diversified	EUR	1,381.40	125,181.28	48.69	0.13	-NA-	-NA-	-NA-	5.98	7.00	-NA-	-NA-
Asia ex Australia Industrial	EUR	1,271.52	2,205.26	0.86	0.13	-NA-	-NA-	-NA-	3.37	5.55	-NA-	-NA-
Asia ex Australia Office	EUR	2,717.96	26,801.63	10.43	0.13	-NA-	-NA-	-NA-	29.56	8.16	-NA-	-NA-
Asia ex Australia Residential	EUR	1,107.03	13,333.91	5.19	0.13	-NA-	-NA-	-NA-	6.29	4.68	-NA-	-NA-
Asia ex Australia Retail	EUR	2,878.54	9,377.11	3.65	0.13	23.80	21.15	- 3.97	- 9.83	- 3.99	- 17.28	-NA-

* -5 & -3 Years Total Returns are annualised

CONTACT DETAILS:

EPRA: Schiphol Boulevard 283, 1118 BH Schiphol Airport, The Netherlands, T +31 20 405 3830, F +31 20 405 3840, E info@epra.com, W www.epra.com
 NAREIT: 1875 Eye Street, N.W., Suite 600, Washington D.C. 20006, USA, T +1 202 739 9400, F +1 202 739 9401, E info@nareit.com, W www.nareit.com

FTSE EPRA/NAREIT Sector Index Series - Index Performance

Gross Total Return			Free	Free	Div	Total	Total	Total	Total	Total	Total	36 Mths
Index Description	Curr	Close Value	Float	Float	Yld (%)	Rtn (%)	Rtn (%)	Rtn (%)	Rtn (%)	Rtn (%)	Rtn (%)	Vlty (%)
		Sep/07	Mkt Cap	Mkt Cap	Sep/07	- 5 Yrs	- 3 Yrs	- 1 Yr	QTD	Sep/07	YTD	
			Ccy (m)	(%) Weight	Sep/07							
Europe Specialty	EUR	944.36	636.02	0.52	0.69	-NA-	-NA-	-NA-	- 13.45	- 13.48	- 36.04	-NA-
Europe Self Storage	EUR	1,676.80	615.71	0.51	1.3	-NA-	-NA-	-NA-	- 8.38	- 9.73	- 30.89	-NA-
Europe Retail	EUR	1,286.15	24,438.16	20.14	2.98	-NA-	-NA-	-NA-	- 8.43	- 5.46	- 15.57	-NA-
Europe Residential	EUR	822.04	4,142.39	3.41	2.65	-NA-	-NA-	-NA-	- 17.57	- 6.24	- 36.00	-NA-
Europe Office	EUR	1,180.97	16,896.90	13.92	3.04	-NA-	-NA-	-NA-	- 10.60	- 5.30	- 15.88	-NA-
Europe Lodging/Resorts	EUR	1,524.50	155.44	0.13	0	-NA-	-NA-	-NA-	- 5.41	- 10.94	0.76	-NA-
Europe Industrial	EUR	910.43	5,470.87	4.51	3.87	-NA-	-NA-	-NA-	- 17.48	- 8.84	- 32.86	-NA-
Europe Healthcare	EUR	1,179.47	859.11	0.71	2.87	-NA-	-NA-	-NA-	- 2.66	10.45	- 10.41	-NA-
Europe Diversified	EUR	1,215.67	68,136.25	56.15	2.79	-NA-	-NA-	-NA-	- 10.01	- 5.00	- 19.86	-NA-
Eurozone Retail	EUR	1,419.04	11,894.12	9.80	3.75	-NA-	-NA-	-NA-	- 1.98	2.14	- 5.81	-NA-
Eurozone Residential	EUR	807.81	3,521.20	2.90	2.9	-NA-	-NA-	-NA-	- 16.41	- 4.06	- 35.90	-NA-
Eurozone Office	EUR	1,211.13	5,582.66	4.60	4.5	-NA-	-NA-	-NA-	- 10.20	- 2.17	- 12.13	-NA-
Eurozone Industrial	EUR	1,001.42	980.12	0.81	5.18	-NA-	-NA-	-NA-	- 3.64	0.08	- 12.31	-NA-
Eurozone Diversified	EUR	1,337.28	35,289.93	29.08	2.61	-NA-	-NA-	-NA-	- 10.38	- 1.47	- 12.69	-NA-
UK Specialty	EUR	944.36	636.02	0.52	0.69	-NA-	-NA-	-NA-	- 13.45	- 13.48	- 36.04	-NA-
UK Self Storage	EUR	1,676.80	615.71	0.51	1.3	-NA-	-NA-	-NA-	- 8.38	- 9.73	- 30.89	-NA-
UK Retail	EUR	1,153.00	12,169.70	10.03	2.31	-NA-	-NA-	-NA-	- 13.57	- 11.39	- 25.34	-NA-
UK Residential	EUR	851.72	621.19	0.51	1.25	-NA-	-NA-	-NA-	- 23.55	- 16.92	- 37.28	-NA-
UK Lodging/Resorts	EUR	1,786.36	155.44	0.13	0	-NA-	-NA-	-NA-	- 5.41	- 10.94	7.94	-NA-
UK Industrial	EUR	883.47	4,490.75	3.70	3.58	-NA-	-NA-	-NA-	- 19.94	- 10.58	- 36.03	-NA-
UK Healthcare	EUR	1,179.47	859.11	0.71	2.87	-NA-	-NA-	-NA-	- 2.66	10.45	- 10.41	-NA-
UK Diversified	EUR	1,087.57	27,907.03	23.00	2.6	-NA-	-NA-	-NA-	- 10.96	- 10.52	- 27.94	-NA-
UK Office	EUR	1,149.47	5,492.90	4.53	1.58	-NA-	-NA-	-NA-	- 15.39	- 11.51	- 26.54	-NA-

* -5 & -3 Years Total Returns are annualised

CONTACT DETAILS:

EPRA: Schiphol Boulevard 283, 1118 BH Schiphol Airport, The Netherlands, T +31 20 405 3830, F +31 20 405 3840, E info@epra.com, W www.epra.com
NAREIT: 1875 Eye Street, N.W., Suite 600, Washington D.C. 20006, USA, T +1 202 739 9400, F + 1 202 739 9401, E info@nareit.com, W www.nareit.com

FTSE EPRA/NAREIT Sector Index Series - Index Performance

Gross Total Return		Close Value Sep/07	Free Float Mkt Cap Ccy (m) Sep/07	Free Float Mkt Cap (%) Weight Sep/07	Div Yld (%) Sep/07	Total Rtn (%) - 5 Yrs	Total Rtn (%) - 3 Yrs	Total Rtn (%) - 1 Yr	Total Rtn (%) QTD	Total Rtn (%) Sep/07	Total Rtn (%) YTD	36 Mths Vlty (%)
Index Description	Curr											
North America Specialty	EUR	1,329.03	4,884.66	1.91	2.16	-NA-	-NA-	-NA-	- 12.52	- 1.27	1.92	-NA-
North America Self Storage	EUR	947.54	8,984.78	3.51	3.4	-NA-	-NA-	-NA-	- 4.71	- 0.70	- 24.41	-NA-
North America Retail	EUR	1,089.12	71,637.56	28.01	3.95	-NA-	-NA-	-NA-	- 2.42	- 2.03	- 5.29	-NA-
North America Residential	EUR	1,083.14	46,307.31	18.11	4.01	-NA-	-NA-	-NA-	- 7.77	- 1.07	- 13.60	-NA-
North America Office	EUR	1,118.71	34,759.73	13.59	3.77	-NA-	-NA-	-NA-	- 6.89	- 0.90	- 15.05	-NA-
North America Lodging/Resort	EUR	1,079.30	20,813.85	8.14	4.69	-NA-	-NA-	-NA-	- 8.14	- 3.42	- 6.39	-NA-
North America Industrial	EUR	1,127.51	19,709.14	7.71	3.42	-NA-	-NA-	-NA-	- 7.51	- 3.79	- 2.59	-NA-
North America Industrial/Office	EUR	904.88	6,491.77	2.54	5.64	-NA-	-NA-	-NA-	- 10.42	- 2.25	- 20.96	-NA-
North America Healthcare	EUR	1,132.19	18,994.27	7.43	5.67	-NA-	-NA-	-NA-	- 4.92	- 3.32	- 8.62	-NA-
North America Diversified	EUR	1,144.38	23,132.01	9.05	3.71	-NA-	-NA-	-NA-	- 4.58	- 0.76	- 8.37	-NA-
United States Specialty	EUR	1,329.03	4,884.66	1.91	2.16	-NA-	-NA-	-NA-	- 12.52	- 1.27	1.92	-NA-
United States Self Storage	EUR	947.54	8,984.78	3.51	3.4	-NA-	-NA-	-NA-	- 4.71	- 0.70	- 24.41	-NA-
United States Retail	EUR	1,081.64	65,848.76	25.75	3.8	-NA-	-NA-	-NA-	- 2.17	- 1.60	- 6.41	-NA-
United States Residential	EUR	1,054.86	43,383.45	16.97	3.99	-NA-	-NA-	-NA-	- 8.30	- 1.45	- 15.22	-NA-
United States Office	EUR	1,117.60	29,167.99	11.41	4.01	-NA-	-NA-	-NA-	- 7.70	- 1.87	- 15.82	-NA-
United States Lodging/Resorts	EUR	1,053.19	19,851.17	7.76	4.57	-NA-	-NA-	-NA-	- 9.51	- 3.87	- 8.67	-NA-
United States Industrial	EUR	1,126.21	19,709.14	7.71	3.42	-NA-	-NA-	-NA-	- 7.51	- 3.79	- 2.59	-NA-
United States Industrial/Office	EUR	904.88	6,491.77	2.54	5.64	-NA-	-NA-	-NA-	- 10.42	- 2.25	- 20.96	-NA-
United States Healthcare	EUR	1,155.61	17,508.87	6.85	5.48	-NA-	-NA-	-NA-	- 6.10	- 4.03	- 10.38	-NA-
United States Diversified	EUR	1,098.90	18,028.30	7.05	3.19	-NA-	-NA-	-NA-	- 6.01	- 2.23	- 12.43	-NA-

* -5 & -3 Years Total Returns are annualised

CONTACT DETAILS:

EPRA: Schiphol Boulevard 283, 1118 BH Schiphol Airport, The Netherlands, T +31 20 405 3830, F +31 20 405 3840, E info@epra.com, W www.epra.com
NAREIT: 1875 Eye Street, N.W., Suite 600, Washington D.C. 20006, USA, T +1 202 739 9400, F + 1 202 739 9401, E info@nareit.com, W www.nareit.com

FTSE EPRA/NAREIT Sector Index Series - Index Performance

Gross Total Return			Free	Free	Div	Total	Total	Total	Total	Total	Total	Total	
Index Description	Curr	Close Value	Float	Float	Yld (%)	Rtn (%)	Rtn (%)	Rtn (%)	Rtn (%)	Rtn (%)	Rtn (%)	Rtn (%)	36 Mths
		Sep/07	Mkt Cap	Mkt Cap	Sep/07	- 5 Yrs	- 3 Yrs	- 1 Yr	QTD	Sep/07	YTD	Vlty (%)	
			Ccy (m)	(%) Weight	Sep/07								
Global Industrial	USD	1,426.53	52,055.21	5.77	3.95	-NA-	-NA-	-NA-	6.86	7.83	0.29	-NA-	
Global Residential	USD	1,451.68	90,709.95	10.05	3.3	-NA-	-NA-	-NA-	2.45	4.69	- 0.31	-NA-	
Global Specialty	USD	1,527.31	7,851.24	0.87	1.99	-NA-	-NA-	-NA-	8.00	1.35	5.48	-NA-	
Global Self Storage	USD	1,172.74	13,653.35	1.51	3.26	-NA-	-NA-	-NA-	0.09	2.94	- 18.95	-NA-	
Global Retail	USD	1,422.46	202,507.88	22.43	4.07	-NA-	-NA-	-NA-	5.78	6.03	8.23	-NA-	
Global Office	USD	1,467.84	122,086.39	13.52	3.34	-NA-	-NA-	-NA-	1.02	4.93	1.29	-NA-	
Global Lodging/Resorts	USD	1,310.79	30,677.83	3.40	4.62	-NA-	-NA-	-NA-	3.03	1.03	5.46	-NA-	
Global Industrial/Office	USD	1,090.86	9,232.28	1.02	5.64	-NA-	-NA-	-NA-	5.67	1.97	- 10.48	-NA-	
Global Healthcare	USD	1,366.29	28,234.51	3.13	5.55	-NA-	-NA-	-NA-	10.10	8.09	- 1.54	-NA-	
Global Diversified	USD	1,583.32	345,696.03	38.30	2.31	-NA-	-NA-	-NA-	4.97	7.04	8.61	-NA-	
Asia Retail	USD	1,533.01	65,873.66	18.02	4.83	-NA-	-NA-	-NA-	8.15	9.73	15.95	-NA-	
Asia Residential	USD	3,301.33	18,962.84	5.19	1.03	-NA-	-NA-	-NA-	36.43	12.84	57.32	-NA-	
Asia Office	USD	1,601.49	48,622.84	13.30	3.05	-NA-	-NA-	-NA-	2.50	9.98	19.27	-NA-	
Asia Industrial	USD	1,817.08	16,245.42	4.44	4.91	-NA-	-NA-	-NA-	8.72	14.35	12.85	-NA-	
Asia Diversified	USD	1,681.77	215,898.74	59.05	1.88	-NA-	-NA-	-NA-	11.37	11.75	24.89	-NA-	
Asia ex Australia Diversified	USD	1,665.57	178,026.73	48.69	0.13	-NA-	-NA-	-NA-	11.60	11.62	-NA-	-NA-	
Asia ex Australia Industrial	USD	1,533.11	3,136.21	0.86	0.13	-NA-	-NA-	-NA-	1.75	10.11	-NA-	-NA-	
Asia ex Australia Office	USD	3,276.98	38,115.97	10.43	0.13	-NA-	-NA-	-NA-	36.44	12.84	-NA-	-NA-	
Asia ex Australia Residential	USD	1,334.80	18,962.84	5.19	0.13	-NA-	-NA-	-NA-	1.32	9.20	-NA-	-NA-	
Asia ex Australia Retail	USD	1,585.29	13,335.67	3.65	0.13	33.40	27.16	7.81	5.05	0.16	- 10.78	-NA-	

* -5 & -3 Years Total Returns are annualised

CONTACT DETAILS:

EPRA: Schiphol Boulevard 283, 1118 BH Schiphol Airport, The Netherlands, T +31 20 405 3830, F +31 20 405 3840, E info@epra.com, W www.epra.com
 NAREIT: 1875 Eye Street, N.W., Suite 600, Washington D.C. 20006, USA, T +1 202 739 9400, F + 1 202 739 9401, E info@nareit.com, W www.nareit.com

FTSE EPRA/NAREIT Sector Index Series - Index Performance

Gross Total Return			Free	Free	Div	Total	Total	Total	Total	Total	Total	Total	36 Mths
Index Description	Curr	Close Value	Float	Float	Yld (%)	Rtn (%)	Rtn (%)	Rtn (%)	Rtn (%)	Rtn (%)	Rtn (%)	Rtn (%)	Volty (%)
		Sep/07	Mkt Cap	Mkt Cap	Sep/07	- 5 Yrs	- 3 Yrs	- 1 Yr	QTD	Sep/07	YTD		
			Ccy (m)	(%) Weight	Sep/07								
Europe Specialty	USD	1,138.59	904.52	0.52	0.69	-NA-	-NA-	-NA-	8.86	9.74	30.62	-NA-	
Europe Self Storage	USD	2,021.61	875.63	0.51	1.3	-NA-	-NA-	-NA-	3.52	5.82	24.42	-NA-	
Europe Retail	USD	1,550.74	34,754.76	20.14	2.98	-NA-	-NA-	-NA-	3.58	1.37	6.08	-NA-	
Europe Residential	USD	991.14	5,891.11	3.41	2.65	-NA-	-NA-	-NA-	13.20	2.18	29.50	-NA-	
Europe Office	USD	1,423.81	24,029.95	13.92	3.04	-NA-	-NA-	-NA-	5.86	1.21	6.69	-NA-	
Europe Lodging/Resorts	USD	1,838.05	221.06	0.13	0	-NA-	-NA-	-NA-	0.39	7.09	8.67	-NA-	
Europe Industrial	USD	1,097.75	7,780.41	4.51	3.87	-NA-	-NA-	-NA-	13.10	4.89	25.57	-NA-	
Europe Healthcare	USD	1,422.02	1,221.78	0.71	2.87	-NA-	-NA-	-NA-	2.50	15.22	0.36	-NA-	
Europe Diversified	USD	1,465.78	96,900.07	56.15	2.79	-NA-	-NA-	-NA-	5.24	0.90	11.61	-NA-	
Eurozone Retail	USD	1,710.96	16,915.23	9.80	3.75	-NA-	-NA-	-NA-	3.21	6.55	1.58	-NA-	
Eurozone Residential	USD	973.99	5,007.68	2.90	2.9	-NA-	-NA-	-NA-	11.97	0.09	29.55	-NA-	
Eurozone Office	USD	1,460.14	7,939.39	4.60	4.5	-NA-	-NA-	-NA-	5.44	2.05	5.24	-NA-	
Eurozone Industrial	USD	1,207.38	1,393.88	0.81	5.18	-NA-	-NA-	-NA-	1.47	4.41	1.14	-NA-	
Eurozone Diversified	USD	1,612.38	50,187.63	29.08	2.61	-NA-	-NA-	-NA-	5.63	2.78	3.70	-NA-	
UK Specialty	USD	1,138.59	904.52	0.52	0.69	-NA-	-NA-	-NA-	8.86	9.74	30.62	-NA-	
UK Self Storage	USD	2,021.61	875.63	0.51	1.3	-NA-	-NA-	-NA-	3.52	5.82	25.46	-NA-	
UK Retail	USD	1,390.18	17,307.15	10.03	2.31	-NA-	-NA-	-NA-	8.99	7.56	17.86	-NA-	
UK Residential	USD	1,026.98	883.42	0.51	1.25	-NA-	-NA-	-NA-	19.50	13.33	32.35	-NA-	
UK Lodging/Resorts	USD	2,153.76	221.06	0.13	0	-NA-	-NA-	-NA-	0.39	7.09	16.41	-NA-	
UK Industrial	USD	1,065.24	6,386.52	3.70	3.58	-NA-	-NA-	-NA-	15.69	6.71	29.19	-NA-	
UK Healthcare	USD	1,422.02	1,221.78	0.71	2.87	-NA-	-NA-	-NA-	2.50	15.22	3.38	-NA-	
UK Diversified	USD	1,311.38	39,688.02	23.00	2.6	-NA-	-NA-	-NA-	6.24	6.65	22.28	-NA-	
UK Office	USD	1,352.03	7,811.74	4.53	1.58	-NA-	-NA-	-NA-	11.13	7.68	21.51	-NA-	

* -5 & -3 Years Total Returns are annualised

CONTACT DETAILS:

EPRA: Schiphol Boulevard 283, 1118 BH Schiphol Airport, The Netherlands, T +31 20 405 3830, F +31 20 405 3840, E info@epra.com, W www.epra.com
NAREIT: 1875 Eye Street, N.W., Suite 600, Washington D.C. 20006, USA, T +1 202 739 9400, F + 1 202 739 9401, E info@nareit.com, W www.nareit.com

FTSE EPRA/NAREIT Sector Index Series - Index Performance

Gross Total Return			Free	Free	Div	Total	Total	Total	Total	Total	Total	Total	
Index Description	Curr	Close Value	Float	Float	Yld (%)	Rtn (%)	Rtn (%)	Rtn (%)	Rtn (%)	Rtn (%)	Rtn (%)	Rtn (%)	36 Mths
		Sep/07	Mkt Cap	Mkt Cap	Sep/07	- 5 Yrs	- 3 Yrs	- 1 Yr	QTD	Sep/07	YTD	Volty (%)	
			Ccy (m)	(%) Weight	Sep/07								
North America Specialty	USD	1,602.40	6,946.72	1.91	2.16	-NA-	-NA-	-NA-	-	7.88	2.99	9.92	-NA-
North America Self Storage	USD	1,142.43	12,777.72	3.51	3.4	-NA-	-NA-	-NA-	0.34	3.59	-	18.47	-NA-
North America Retail	USD	1,313.14	101,879.46	28.01	3.95	-NA-	-NA-	-NA-	7.85	6.44	-	2.15	-NA-
North America Residential	USD	1,305.91	65,856.01	18.11	4.01	-NA-	-NA-	-NA-	-	2.88	3.20	-	6.82
North America Office	USD	1,348.77	49,433.61	13.59	3.77	-NA-	-NA-	-NA-	-	1.95	3.38	-	8.39
North America Lodging/Resort	USD	1,301.19	29,600.44	8.14	4.69	-NA-	-NA-	-NA-	-	3.26	0.75	-	0.95
North America Industrial	USD	1,359.34	28,029.38	7.71	3.42	-NA-	-NA-	-NA-	13.20	8.28	-	5.05	-NA-
North America Industrial/Office	USD	1,090.86	9,232.28	2.54	5.64	-NA-	-NA-	-NA-	-	5.67	1.97	-	14.76
North America Healthcare	USD	1,365.11	27,012.73	7.43	5.67	-NA-	-NA-	-NA-	10.48	7.78	-	1.45	-NA-
North America Diversified	USD	1,379.68	32,897.22	9.05	3.71	-NA-	-NA-	-NA-	0.48	3.53	-	1.18	-NA-
United States Specialty	USD	1,602.40	6,946.72	1.91	2.16	-NA-	-NA-	-NA-	-	7.88	2.99	13.33	-NA-
United States Self Storage	USD	1,142.43	12,777.72	3.51	3.4	-NA-	-NA-	-NA-	0.34	3.59	-	18.47	-NA-
United States Retail	USD	1,304.14	93,646.91	25.75	3.8	-NA-	-NA-	-NA-	7.59	5.99	-	5.05	-NA-
United States Residential	USD	1,271.81	61,697.83	16.97	3.99	-NA-	-NA-	-NA-	-	3.44	2.81	-	5.09
United States Office	USD	1,347.41	41,481.30	11.41	4.01	-NA-	-NA-	-NA-	-	2.80	2.37	-	9.22
United States Lodging/Resorts	USD	1,269.72	28,231.37	7.76	4.57	-NA-	-NA-	-NA-	-	4.71	0.28	-	2.38
United States Industrial	USD	1,357.78	28,029.38	7.71	3.42	-NA-	-NA-	-NA-	13.20	8.28	-	8.82	-NA-
United States Industrial/Office	USD	1,090.86	9,232.28	2.54	5.64	-NA-	-NA-	-NA-	-	5.67	1.97	-	10.48
United States Healthcare	USD	1,393.37	24,900.26	6.85	5.48	-NA-	-NA-	-NA-	11.72	8.53	-	3.35	-NA-
United States Diversified	USD	1,324.84	25,638.98	7.05	3.19	-NA-	-NA-	-NA-	-	1.03	2.00	-	5.56

* -5 & -3 Years Total Returns are annualised

CONTACT DETAILS:

EPRA: Schiphol Boulevard 283, 1118 BH Schiphol Airport, The Netherlands, T +31 20 405 3830, F +31 20 405 3840, E info@epra.com, W www.epra.com
NAREIT: 1875 Eye Street, N.W., Suite 600, Washington D.C. 20006, USA, T +1 202 739 9400, F + 1 202 739 9401, E info@nareit.com, W www.nareit.com

FTSE EPRA/NAREIT Sector Index Series - Index Performance

Gross Total Return			Free	Free	Div	Total	Total	Total	Total	Total	Total	Total	36 Mths
Index Description	Curr	Close Value	Float	Float	Yld (%)	Rtn (%)	Rtn (%)	Rtn (%)	Rtn (%)	Rtn (%)	Rtn (%)	Rtn (%)	36 Mths
		Sep/07	Mkt Cap	Mkt Cap	Sep/07	- 5 Yrs	- 3 Yrs	- 1 Yr	QTD	Sep/07	YTD	36 Mths	Volty (%)
			Ccy (m)	(%) Weight	Sep/07								
Global Specialty	GBP	1,208.13	3,853.62	5.77	1.99	-NA-	-NA-	-NA-	9.40	0.34	1.36	-NA-	
Global Self Storage	GBP	927.66	6,701.47	10.05	3.26	-NA-	-NA-	-NA-	1.44	1.91	22.14	-NA-	
Global Retail	GBP	1,125.20	99,396.94	0.87	4.07	-NA-	-NA-	-NA-	4.17	4.97	0.40	-NA-	
Global Office	GBP	1,161.10	59,923.66	1.51	3.34	-NA-	-NA-	-NA-	2.53	3.88	2.70	-NA-	
Global Lodging/Resorts	GBP	1,036.87	15,057.60	22.43	4.62	-NA-	-NA-	-NA-	4.50	0.02	2.57	-NA-	
Global Industrial/Office	GBP	862.90	4,531.48	13.52	5.64	-NA-	-NA-	-NA-	7.10	0.96	18.12	-NA-	
Global Healthcare	GBP	1,080.77	13,858.34	3.40	5.55	-NA-	-NA-	-NA-	8.43	7.01	5.42	-NA-	
Global Diversified	GBP	1,252.44	169,677.98	1.02	2.31	-NA-	-NA-	-NA-	3.37	5.97	4.33	-NA-	
Global Industrial	GBP	1,128.41	25,550.26	3.13	3.95	-NA-	-NA-	-NA-	5.23	6.75	3.66	-NA-	
Global Residential	GBP	1,148.31	44,523.17	38.30	3.3	-NA-	-NA-	-NA-	0.89	3.65	4.24	-NA-	
Asia Retail	GBP	1,212.64	32,332.77	18.02	4.83	-NA-	-NA-	-NA-	6.50	8.64	11.39	-NA-	
Asia Residential	GBP	2,611.43	9,307.53	5.19	1.03	-NA-	-NA-	-NA-	34.36	11.71	51.13	-NA-	
Asia Office	GBP	1,266.82	23,865.55	13.30	3.05	-NA-	-NA-	-NA-	0.94	8.88	14.57	-NA-	
Asia Industrial	GBP	1,437.35	7,973.74	4.44	4.91	-NA-	-NA-	-NA-	7.07	13.21	8.40	-NA-	
Asia Diversified	GBP	1,330.32	105,969.58	59.05	1.88	-NA-	-NA-	-NA-	9.67	10.64	19.97	-NA-	
Asia ex Australia Diversified	GBP	1,317.50	87,380.86	48.69	0.13	-NA-	-NA-	-NA-	9.90	10.51	-NA-	-NA-	
Asia ex Australia Industrial	GBP	1,212.72	1,539.35	0.86	0.13	-NA-	-NA-	-NA-	0.20	9.01	-NA-	-NA-	
Asia ex Australia Office	GBP	2,592.17	18,708.46	10.43	0.13	-NA-	-NA-	-NA-	34.36	11.71	-NA-	-NA-	
Asia ex Australia Residential	GBP	1,055.86	9,307.53	5.19	0.13	-NA-	-NA-	-NA-	2.82	8.11	-NA-	-NA-	
Asia ex Australia Retail	GBP	1,254.00	6,545.55	3.65	0.13	26.66	22.23	1.16	6.50	0.84	14.30	-NA-	

* -5 & -3 Years Total Returns are annualised

CONTACT DETAILS:

EPRA: Schiphol Boulevard 283, 1118 BH Schiphol Airport, The Netherlands, T +31 20 405 3830, F +31 20 405 3840, E info@epra.com, W www.epra.com
 NAREIT: 1875 Eye Street, N.W., Suite 600, Washington D.C. 20006, USA, T +1 202 739 9400, F +1 202 739 9401, E info@nareit.com, W www.nareit.com

FTSE EPRA/NAREIT Sector Index Series - Index Performance

Gross Total Return			Free	Free	Div	Total	Total	Total	Total	Total	Total	Total	36 Mths
Index Description	Curr	Close Value	Float	Float	Yld (%)	Rtn (%)	Rtn (%)	Rtn (%)	Rtn (%)	Rtn (%)	Rtn (%)	Rtn (%)	Volty (%)
		Sep/07	Mkt Cap	Mkt Cap	Sep/07	- 5 Yrs	- 3 Yrs	- 1 Yr	QTD	Sep/07	YTD		
			Ccy (m)	(%) Weight	Sep/07								
Europe Specialty	GBP	900.65	443.96	0.52	0.69	-NA-	-NA-	-NA-	10.25	10.64	33.74	-NA-	
Europe Self Storage	GBP	1,599.14	429.79	0.51	1.3	-NA-	-NA-	-NA-	4.99	6.76	28.40	-NA-	
Europe Retail	GBP	1,226.67	17,058.68	20.14	2.98	-NA-	-NA-	-NA-	5.04	2.36	12.53	-NA-	
Europe Residential	GBP	784.02	2,891.53	3.41	2.65	-NA-	-NA-	-NA-	14.52	3.16	33.70	-NA-	
Europe Office	GBP	1,126.27	11,794.62	13.92	3.04	-NA-	-NA-	-NA-	7.29	2.20	12.85	-NA-	
Europe Lodging/Resorts	GBP	1,453.94	108.50	0.13	0	-NA-	-NA-	-NA-	1.91	8.02	4.39	-NA-	
Europe Industrial	GBP	868.35	3,818.86	4.51	3.87	-NA-	-NA-	-NA-	14.42	5.84	30.44	-NA-	
Europe Healthcare	GBP	1,124.85	599.69	0.71	2.87	-NA-	-NA-	-NA-	0.94	14.07	7.18	-NA-	
Europe Diversified	GBP	1,159.47	47,561.46	56.15	2.79	-NA-	-NA-	-NA-	6.68	1.89	16.97	-NA-	
Eurozone Retail	GBP	1,353.41	8,302.50	9.80	3.75	-NA-	-NA-	-NA-	1.64	5.49	2.42	-NA-	
Eurozone Residential	GBP	770.45	2,457.92	2.90	2.9	-NA-	-NA-	-NA-	13.31	0.91	33.59	-NA-	
Eurozone Office	GBP	1,155.00	3,896.89	4.60	4.5	-NA-	-NA-	-NA-	6.88	1.04	8.97	-NA-	
Eurozone Industrial	GBP	955.07	684.16	0.81	5.18	-NA-	-NA-	-NA-	0.07	3.37	9.15	-NA-	
Eurozone Diversified	GBP	1,275.43	24,633.59	29.08	2.61	-NA-	-NA-	-NA-	7.07	1.76	9.55	-NA-	
UK Specialty	GBP	900.65	443.96	0.52	0.69	-NA-	-NA-	-NA-	10.25	10.64	33.74	-NA-	
UK Self Storage	GBP	1,599.14	429.79	0.51	1.3	-NA-	-NA-	-NA-	4.99	6.76	28.40	-NA-	
UK Retail	GBP	1,099.67	8,494.87	10.03	2.31	-NA-	-NA-	-NA-	10.38	8.48	22.65	-NA-	
UK Residential	GBP	812.36	433.61	0.51	1.25	-NA-	-NA-	-NA-	20.73	14.19	35.02	-NA-	
UK Lodging/Resorts	GBP	1,703.67	108.50	0.13	0	-NA-	-NA-	-NA-	1.91	8.02	11.83	-NA-	
UK Industrial	GBP	842.63	3,134.70	3.70	3.58	-NA-	-NA-	-NA-	16.98	7.64	33.72	-NA-	
UK Healthcare	GBP	1,124.85	599.69	0.71	2.87	-NA-	-NA-	-NA-	0.94	14.07	7.18	-NA-	
UK Diversified	GBP	1,037.33	19,480.07	23.00	2.6	-NA-	-NA-	-NA-	7.66	7.58	25.34	-NA-	
UK Office	GBP	1,096.26	3,834.24	4.53	1.58	-NA-	-NA-	-NA-	12.26	8.60	23.89	-NA-	

* -5 & -3 Years Total Returns are annualised

CONTACT DETAILS:

EPRA: Schiphol Boulevard 283, 1118 BH Schiphol Airport, The Netherlands, T +31 20 405 3830, F +31 20 405 3840, E info@epra.com, W www.epra.com
 NAREIT: 1875 Eye Street, N.W., Suite 600, Washington D.C. 20006, USA, T +1 202 739 9400, F + 1 202 739 9401, E info@nareit.com, W www.nareit.com

FTSE EPRA/NAREIT Sector Index Series - Index Performance

Gross Total Return			Free	Free	Div	Total	Total	Total	Total	Total	Total	Total	
Index Description	Curr	Close Value	Float	Float	Yld (%)	Rtn (%)	Rtn (%)	Rtn (%)	Rtn (%)	Rtn (%)	Rtn (%)	Rtn (%)	36 Mths
		Sep/07	Mkt Cap	Mkt Cap	Sep/07	- 5 Yrs	- 3 Yrs	- 1 Yr	QTD	Sep/07	YTD	Volty (%)	
			Ccy (m)	(%) Weight	Sep/07								
North America Specialty	GBP	1,267.53	3,409.66	1.91	2.16	-NA-	-NA-	-NA-	-	9.28	1.97	5.59	-NA-
North America Self Storage	GBP	903.69	6,271.69	3.51	3.4	-NA-	-NA-	-NA-	-	1.19	2.56	21.68	-NA-
North America Retail	GBP	1,038.73	50,005.49	28.01	3.95	-NA-	-NA-	-NA-	-	6.21	5.38	1.88	-NA-
North America Residential	GBP	1,033.01	32,324.10	18.11	4.01	-NA-	-NA-	-NA-	-	4.36	2.18	10.49	-NA-
North America Office	GBP	1,066.91	24,263.50	13.59	3.77	-NA-	-NA-	-NA-	-	3.45	2.35	11.99	-NA-
North America Lodging/Resort	GBP	1,029.28	14,528.78	8.14	4.69	-NA-	-NA-	-NA-	-	4.74	0.25	3.02	-NA-
North America Industrial	GBP	1,075.27	13,757.66	7.71	3.42	-NA-	-NA-	-NA-	11.48	7.20	0.91	-NA-	
North America Industrial/Office	GBP	862.90	4,531.48	2.54	5.64	-NA-	-NA-	-NA-	-	7.10	0.96	18.12	-NA-
North America Healthcare	GBP	1,079.83	13,258.66	7.43	5.67	-NA-	-NA-	-NA-	-	8.79	6.71	5.33	-NA-
North America Diversified	GBP	1,091.36	16,146.94	9.05	3.71	-NA-	-NA-	-NA-	-	1.05	2.50	5.07	-NA-
United States Specialty	GBP	1,267.53	3,409.66	1.91	2.16	-NA-	-NA-	-NA-	-	9.28	1.97	5.59	-NA-
United States Self Storage	GBP	903.69	6,271.69	3.51	3.4	-NA-	-NA-	-NA-	-	1.19	2.56	21.68	-NA-
United States Retail	GBP	1,031.60	45,964.71	25.75	3.8	-NA-	-NA-	-NA-	-	5.95	4.93	3.04	-NA-
United States Residential	GBP	1,006.03	30,283.15	16.97	3.99	-NA-	-NA-	-NA-	-	4.91	1.78	12.17	-NA-
United States Office	GBP	1,065.83	20,360.27	11.41	4.01	-NA-	-NA-	-NA-	-	4.28	1.35	12.79	-NA-
United States Lodging/Resorts	GBP	1,004.38	13,856.80	7.76	4.57	-NA-	-NA-	-NA-	-	6.16	0.72	5.38	-NA-
United States Industrial	GBP	1,074.04	13,757.66	7.71	3.42	-NA-	-NA-	-NA-	11.48	7.20	0.91	-NA-	
United States Industrial/Office	GBP	862.90	4,531.48	2.54	5.64	-NA-	-NA-	-NA-	-	7.10	0.96	18.12	-NA-
United States Healthcare	GBP	1,102.19	12,221.79	6.85	5.48	-NA-	-NA-	-NA-	-	10.02	7.45	7.15	-NA-
United States Diversified	GBP	1,047.98	12,584.38	7.05	3.19	-NA-	-NA-	-NA-	-	2.53	0.98	9.28	-NA-

* -5 & -3 Years Total Returns are annualised

CONTACT DETAILS:

EPRA: Schiphol Boulevard 283, 1118 BH Schiphol Airport, The Netherlands, T +31 20 405 3830, F +31 20 405 3840, E info@epra.com, W www.epra.com
 NAREIT: 1875 Eye Street, N.W., Suite 600, Washington D.C. 20006, USA, T +1 202 739 9400, F +1 202 739 9401, E info@nareit.com, W www.nareit.com

FTSE EPRA/NAREIT Sector Index Series - Index Performance

Gross Total Return			Free	Free	Div	Total	Total	Total	Total	Total	Total	Total		
Index Description	Curr	Close Value	Float	Float	Yld (%)	Rtn (%)	Rtn (%)	Rtn (%)	Rtn (%)	Rtn (%)	Rtn (%)	Rtn (%)	36 Mths	
		Sep/07	Mkt Cap	Mkt Cap	Sep/07	- 5 Yrs	- 3 Yrs	- 1 Yr	QTD	Sep/07	YTD	Volty (%)		
			Ccy (m)	(%) Weight	Sep/07									
Global Specialty	JPY	1,716.21	903,009.91	5.77	1.99	-NA-	-NA-	-NA-	-	14.31	0.57	-	0.89	-NA-
Global Self Storage	JPY	1,317.79	1,570,340.32	10.05	3.26	-NA-	-NA-	-NA-	-	6.79	2.14	-	21.77	-NA-
Global Retail	JPY	1,598.40	23,291,444.00	0.87	4.07	-NA-	-NA-	-NA-	-	1.48	5.20	-	0.08	-NA-
Global Office	JPY	1,649.40	14,041,766.28	1.51	3.34	-NA-	-NA-	-NA-	-	7.82	4.11	-	2.23	-NA-
Global Lodging/Resorts	JPY	1,472.92	3,528,411.02	22.43	4.62	-NA-	-NA-	-NA-	-	9.68	0.24	-	2.10	-NA-
Global Industrial/Office	JPY	1,225.79	1,061,850.51	13.52	5.64	-NA-	-NA-	-NA-	-	12.15	1.18	-	17.72	-NA-
Global Healthcare	JPY	1,535.29	3,247,391.81	3.40	5.55	-NA-	-NA-	-NA-	-	2.54	7.25	-	4.96	-NA-
Global Diversified	JPY	1,779.16	39,760,228.35	1.02	2.31	-NA-	-NA-	-NA-	-	2.24	6.20	-	4.83	-NA-
Global Industrial	JPY	1,602.97	5,987,129.85	3.13	3.95	-NA-	-NA-	-NA-	-	0.48	6.99	-	3.20	-NA-
Global Residential	JPY	1,631.23	10,433,005.34	38.30	3.3	-NA-	-NA-	-NA-	-	4.58	3.88	-	3.78	-NA-
Asia Retail	JPY	1,722.62	7,576,459.10	18.02	4.83	-NA-	-NA-	-NA-	-	0.72	8.88	-	11.92	-NA-
Asia Residential	JPY	3,709.66	2,181,011.10	5.19	1.03	-NA-	-NA-	-NA-	-	27.07	11.96	-	51.86	-NA-
Asia Office	JPY	1,799.58	5,592,355.45	13.30	3.05	-NA-	-NA-	-NA-	-	4.54	9.12	-	15.12	-NA-
Asia Industrial	JPY	2,041.83	1,868,466.80	4.44	4.91	-NA-	-NA-	-NA-	-	1.26	13.46	-	8.92	-NA-
Asia Diversified	JPY	1,889.78	24,831,593.22	59.05	1.88	-NA-	-NA-	-NA-	-	3.72	10.88	-	20.55	-NA-
Asia ex Australia Diversified	JPY	1,871.58	20,475,744.85	48.69	0.13	-NA-	-NA-	-NA-	-	3.94	10.75	-	-NA-	-NA-
Asia ex Australia Industrial	JPY	1,722.73	360,711.59	0.86	0.13	-NA-	-NA-	-NA-	-	5.23	9.25	-	-NA-	-NA-
Asia ex Australia Office	JPY	3,682.30	4,383,908.39	10.43	0.13	-NA-	-NA-	-NA-	-	27.07	11.96	-	-NA-	-NA-
Asia ex Australia Residential	JPY	1,499.90	2,181,011.10	5.19	0.13	-NA-	-NA-	-NA-	-	8.10	8.35	-	-NA-	-NA-
Asia ex Australia Retail	JPY	1,781.37	1,533,801.83	3.65	0.13	31.89	28.97	5.02	-	11.57	-	0.62	-	13.88

* -5 & -3 Years Total Returns are annualised

CONTACT DETAILS:

EPRA: Schiphol Boulevard 283, 1118 BH Schiphol Airport, The Netherlands, T +31 20 405 3830, F +31 20 405 3840, E info@epra.com, W www.epra.com
 NAREIT: 1875 Eye Street, N.W., Suite 600, Washington D.C. 20006, USA, T +1 202 739 9400, F + 1 202 739 9401, E info@nareit.com, W www.nareit.com

FTSE EPRA/NAREIT Sector Index Series - Index Performance

Gross Total Return			Free	Free	Div	Total	Total	Total	Total	Total	Total	Total	36 Mths
Index Description	Curr	Close Value	Float	Float	Yld (%)	Rtn (%)	Rtn (%)	Rtn (%)	Rtn (%)	Rtn (%)	Rtn (%)	Rtn (%)	Vlity (%)
		Sep/07	Mkt Cap	Mkt Cap	Sep/07	- 5 Yrs	- 3 Yrs	- 1 Yr	QTD	Sep/07	YTD		
			Ccy (m)	(%) Weight	Sep/07								
Europe Specialty	JPY	1,279.42	104,032.89	0.52	0.69	-NA-	-NA-	-NA-	- 15.12	- 10.44	- 33.42	-NA-	
Europe Self Storage	JPY	2,271.66	100,711.11	0.51	1.3	-NA-	-NA-	-NA-	- 10.15	- 6.56	- 28.05	-NA-	
Europe Retail	JPY	1,742.54	3,997,318.97	20.14	2.98	-NA-	-NA-	-NA-	- 10.20	- 2.14	- 12.11	-NA-	
Europe Residential	JPY	1,113.74	677,565.66	3.41	2.65	-NA-	-NA-	-NA-	- 19.16	- 2.94	- 33.38	-NA-	
Europe Office	JPY	1,599.92	2,763,804.65	13.92	3.04	-NA-	-NA-	-NA-	- 12.32	- 1.98	- 12.43	-NA-	
Europe Lodging/Resorts	JPY	2,065.39	25,425.34	0.13	0	-NA-	-NA-	-NA-	- 7.23	- 7.82	4.89	-NA-	
Europe Industrial	JPY	1,233.53	894,863.42	4.51	3.87	-NA-	-NA-	-NA-	- 19.07	- 5.63	- 30.11	-NA-	
Europe Healthcare	JPY	1,597.91	140,522.91	0.71	2.87	-NA-	-NA-	-NA-	- 4.54	14.33	- 6.74	-NA-	
Europe Diversified	JPY	1,647.08	11,144,961.53	56.15	2.79	-NA-	-NA-	-NA-	- 11.75	- 1.67	- 16.57	-NA-	
Eurozone Retail	JPY	1,922.59	1,945,505.69	9.80	3.75	-NA-	-NA-	-NA-	- 3.88	5.72	- 1.95	-NA-	
Eurozone Residential	JPY	1,094.46	575,958.74	2.90	2.9	-NA-	-NA-	-NA-	- 18.02	- 0.69	- 33.27	-NA-	
Eurozone Office	JPY	1,640.74	913,148.91	4.60	4.5	-NA-	-NA-	-NA-	- 11.93	1.26	- 8.53	-NA-	
Eurozone Industrial	JPY	1,356.72	160,317.33	0.81	5.18	-NA-	-NA-	-NA-	- 5.50	3.60	- 8.71	-NA-	
Eurozone Diversified	JPY	1,811.81	5,772,329.97	29.08	2.61	-NA-	-NA-	-NA-	- 12.11	1.99	- 9.11	-NA-	
UK Specialty	JPY	1,279.42	104,032.89	0.52	0.69	-NA-	-NA-	-NA-	- 15.12	- 10.44	- 33.42	-NA-	
UK Self Storage	JPY	2,271.66	100,711.11	0.51	1.3	-NA-	-NA-	-NA-	- 10.15	- 6.56	- 28.05	-NA-	
UK Retail	JPY	1,562.13	1,990,581.85	10.03	2.31	-NA-	-NA-	-NA-	- 15.24	- 8.27	- 22.28	-NA-	
UK Residential	JPY	1,154.00	101,606.92	0.51	1.25	-NA-	-NA-	-NA-	- 25.03	- 14.00	- 34.70	-NA-	
UK Lodging/Resorts	JPY	2,420.15	25,425.34	0.13	0	-NA-	-NA-	-NA-	- 7.23	- 7.82	12.36	-NA-	
UK Industrial	JPY	1,197.00	734,546.09	3.70	3.58	-NA-	-NA-	-NA-	- 21.48	- 7.43	- 33.40	-NA-	
UK Healthcare	JPY	1,597.91	140,522.91	0.71	2.87	-NA-	-NA-	-NA-	- 4.54	14.33	- 6.74	-NA-	
UK Diversified	JPY	1,473.58	4,564,717.96	23.00	2.6	-NA-	-NA-	-NA-	- 12.68	- 7.37	- 24.98	-NA-	
UK Office	JPY	1,557.29	898,467.46	4.53	1.58	-NA-	-NA-	-NA-	- 17.03	- 8.40	- 23.53	-NA-	

* -5 & -3 Years Total Returns are annualised

CONTACT DETAILS:

EPRA: Schiphol Boulevard 283, 1118 BH Schiphol Airport, The Netherlands, T +31 20 405 3830, F +31 20 405 3840, E info@epra.com, W www.epra.com
 NAREIT: 1875 Eye Street, N.W., Suite 600, Washington D.C. 20006, USA, T +1 202 739 9400, F + 1 202 739 9401, E info@nareit.com, W www.nareit.com

FTSE EPRA/NAREIT Sector Index Series - Index Performance

Gross Total Return			Free	Free	Div	Total	Total	Total	Total	Total	Total	Total	
Index Description	Curr	Close Value	Float	Float	Yld (%)	Rtn (%)	Rtn (%)	Rtn (%)	Rtn (%)	Rtn (%)	Rtn (%)	Rtn (%)	36 Mths
		Sep/07	Mkt Cap	Mkt Cap	Sep/07	- 5 Yrs	- 3 Yrs	- 1 Yr	QTD	Sep/07	YTD	Volty (%)	
			Ccy (m)	(%) Weight	Sep/07								
North America Specialty	JPY	1,800.59	798,977.02	1.91	2.16	-NA-	-NA-	-NA-	-	14.21	2.19	6.10	-NA-
North America Self Storage	JPY	1,283.74	1,469,629.21	3.51	3.4	-NA-	-NA-	-NA-	-	6.55	2.79	21.31	-NA-
North America Retail	JPY	1,475.56	11,717,665.93	28.01	3.95	-NA-	-NA-	-NA-	-	0.44	5.62	1.40	-NA-
North America Residential	JPY	1,467.44	7,574,428.57	18.11	4.01	-NA-	-NA-	-NA-	-	9.55	2.40	10.06	-NA-
North America Office	JPY	1,515.59	5,685,606.18	13.59	3.77	-NA-	-NA-	-NA-	-	8.69	2.58	11.57	-NA-
North America Lodging/Resort	JPY	1,462.14	3,404,494.69	8.14	4.69	-NA-	-NA-	-NA-	-	9.91	0.03	2.55	-NA-
North America Industrial	JPY	1,527.48	3,223,799.63	7.71	3.42	-NA-	-NA-	-NA-	-	5.43	7.44	1.40	-NA-
North America Industrial/Office	JPY	1,225.79	1,061,850.51	2.54	5.64	-NA-	-NA-	-NA-	-	12.15	1.18	17.72	-NA-
North America Healthcare	JPY	1,533.96	3,106,868.90	7.43	5.67	-NA-	-NA-	-NA-	-	2.89	6.95	4.87	-NA-
North America Diversified	JPY	1,550.33	3,783,673.61	9.05	3.71	-NA-	-NA-	-NA-	-	6.42	2.72	4.62	-NA-
United States Specialty	JPY	1,800.59	798,977.02	1.91	2.16	-NA-	-NA-	-NA-	-	14.21	2.19	6.10	-NA-
United States Self Storage	JPY	1,283.74	1,469,629.21	3.51	3.4	-NA-	-NA-	-NA-	-	6.55	2.79	21.31	-NA-
United States Retail	JPY	1,465.44	10,770,799.46	25.75	3.8	-NA-	-NA-	-NA-	-	0.20	5.17	2.57	-NA-
United States Residential	JPY	1,429.12	7,096,176.18	16.97	3.99	-NA-	-NA-	-NA-	-	10.07	2.01	11.74	-NA-
United States Office	JPY	1,514.07	4,770,971.49	11.41	4.01	-NA-	-NA-	-NA-	-	9.48	1.58	12.37	-NA-
United States Lodging/Resorts	JPY	1,426.77	3,247,030.59	7.76	4.57	-NA-	-NA-	-NA-	-	11.25	0.50	4.92	-NA-
United States Industrial	JPY	1,525.72	3,223,799.63	7.71	3.42	-NA-	-NA-	-NA-	-	5.43	7.44	1.40	-NA-
United States Industrial/Office	JPY	1,225.79	1,061,850.51	2.54	5.64	-NA-	-NA-	-NA-	-	12.15	1.18	17.72	-NA-
United States Healthcare	JPY	1,565.71	2,863,903.34	6.85	5.48	-NA-	-NA-	-NA-	-	4.05	7.69	6.70	-NA-
United States Diversified	JPY	1,488.71	2,948,867.21	7.05	3.19	-NA-	-NA-	-NA-	-	7.82	1.21	8.84	-NA-

* -5 & -3 Years Total Returns are annualised

CONTACT DETAILS:

EPRA: Schiphol Boulevard 283, 1118 BH Schiphol Airport, The Netherlands, T +31 20 405 3830, F +31 20 405 3840, E info@epra.com, W www.epra.com
 NAREIT: 1875 Eye Street, N.W., Suite 600, Washington D.C. 20006, USA, T +1 202 739 9400, F +1 202 739 9401, E info@nareit.com, W www.nareit.com

FTSE EPRA/NAREIT Sector Index Series - Index Performance

Price Return			Free	Free	Div	Total	Total	Total	Total	Total	Total	Total	36 Mths			
Index Description	Curr	Close Value	Float	Float	Yld (%)	Rtn (%)	Rtn (%)	Rtn (%)	Rtn (%)	Rtn (%)	Rtn (%)	Rtn (%)	Volty (%)			
		Sep/07	Mkt Cap	Mkt Cap	Sep/07	- 5 Yrs	- 3 Yrs	- 1 Yr	QTD	Sep/07	YTD					
			Ccy (m)	(%) Weight	Sep/07											
Global Specialty	EUR	1,216.62	5,520.68	0.87	0	-NA-	-NA-	-NA-	-	13.05	-	3.32	-	6.07	-NA-	
Global Self Storage	EUR	922.23	9,600.49	1.51	0	-NA-	-NA-	-NA-	-	5.73	-	1.92	-	26.50	-NA-	
Global Retail	EUR	1,095.74	142,395.44	22.43	0	-NA-	-NA-	-NA-	-	0.70	-	1.42	-	6.80	-NA-	
Global Residential	EUR	1,136.05	63,783.61	10.05	0	-NA-	-NA-	-NA-	-	3.38	-	0.10	-	9.64	-NA-	
Global Office	EUR	1,147.69	85,846.27	13.52	0	-NA-	-NA-	-NA-	-	6.69	-	0.18	-	8.31	-NA-	
Global Lodging/Resorts	EUR	1,014.04	21,571.43	3.40	0	-NA-	-NA-	-NA-	-	8.95	-	3.93	-	8.80	-NA-	
Global Industrial/Office	EUR	829.72	6,491.77	1.02	0	-NA-	-NA-	-NA-	-	11.73	-	2.94	-	23.88	-NA-	
Global Industrial	EUR	1,104.18	36,603.14	5.77	0	-NA-	-NA-	-NA-	-	0.35	-	2.76	-	9.72	-NA-	
Global Healthcare	EUR	1,021.46	19,853.38	3.13	0	-NA-	-NA-	-NA-	-	2.91	-	3.16	-	12.43	-NA-	
Global Diversified	EUR	1,259.56	243,079.62	38.30	0	-NA-	-NA-	-NA-	-	0.77	-	2.42	-	0.98	-NA-	
Asia Retail	EUR	1,155.84	46,319.72	20.78	0	-NA-	-NA-	-NA-	-	1.10	-	5.15	-	3.34	-NA-	
Asia Residential	EUR	2,655.05	13,333.91	5.98	0	-NA-	-NA-	-NA-	-	29.09	-	7.77	-	44.00	-NA-	
Asia Industrial	EUR	1,372.98	11,423.13	5.13	0	-NA-	-NA-	-NA-	-	1.89	-	8.44	-	0.69	-NA-	
Asia Diversified	EUR	1,348.13	151,811.36	68.11	0	-NA-	-NA-	-NA-	-	5.48	-	6.96	-	14.42	-NA-	
Asia ex Australia Diversified	EUR	1,352.93	125,181.28	56.16	0	-NA-	-NA-	-NA-	-	5.80	-	6.86	-	-NA-	-NA-	
Asia ex Australia Industrial	EUR	1,217.51	2,205.26	0.99	0	-NA-	-NA-	-NA-	-	4.03	-	5.20	-	-NA-	-NA-	
Asia ex Australia Office	EUR	2,637.35	26,801.63	12.02	0	-NA-	-NA-	-NA-	-	29.09	-	7.77	-	-NA-	-NA-	
Asia ex Australia Residential	EUR	1,048.88	13,333.91	5.98	0	-NA-	-NA-	-NA-	-	6.89	-	4.68	-	-NA-	-NA-	
Asia ex Australia Retail	EUR	2,226.76	9,377.11	4.21	0	19.32	17.50	-	6.55	-	10.31	-	4.14	-	19.17	-NA-

* -5 & -3 Years Total Returns are annualised

CONTACT DETAILS:

EPRA: Schiphol Boulevard 283, 1118 BH Schiphol Airport, The Netherlands, T +31 20 405 3830, F +31 20 405 3840, E info@epa.com, W www.epa.com
 NAREIT: 1875 Eye Street, N.W., Suite 600, Washington D.C. 20006, USA, T +1 202 739 9400, F + 1 202 739 9401, E info@nareit.com, W www.nareit.com

FTSE EPRA/NAREIT Sector Index Series - Index Performance

Price Return			Free	Free	Div	Total	Total	Total	Total	Total	Total	36 Mths
Index Description	Curr	Close Value	Float	Float	Yld (%)	Rtn (%)	Rtn (%)	Rtn (%)	Rtn (%)	Rtn (%)	Rtn (%)	Vlty (%)
		Sep/07	Mkt Cap	Mkt Cap	Sep/07	- 5 Yrs	- 3 Yrs	- 1 Yr	QTD	Sep/07	YTD	
			Ccy (m)	(%) Weight	Sep/07							
Europe Specialty	EUR	935.75	636.02	0.52	0	-NA-	-NA-	-NA-	- 13.45	- 13.48	- 36.25	-NA-
Europe Self Storage	EUR	1,636.98	615.71	0.51	0	-NA-	-NA-	-NA-	- 8.38	- 9.73	- 31.58	-NA-
Europe Retail	EUR	1,215.44	24,438.16	20.14	0	-NA-	-NA-	-NA-	- 9.07	- 5.70	- 17.70	-NA-
Europe Residential	EUR	796.29	4,142.39	3.41	0	-NA-	-NA-	-NA-	- 17.69	- 6.24	- 36.68	-NA-
Europe Office	EUR	1,122.61	16,896.90	13.92	0	-NA-	-NA-	-NA-	- 10.94	- 5.36	- 17.75	-NA-
Europe Lodging/Resorts	EUR	1,524.50	155.44	0.13	0	-NA-	-NA-	-NA-	- 5.41	- 10.94	0.76	-NA-
Europe Industrial	EUR	860.02	5,470.87	4.51	0	-NA-	-NA-	-NA-	- 18.48	- 9.75	- 34.81	-NA-
Europe Healthcare	EUR	1,108.40	859.11	0.71	0	-NA-	-NA-	-NA-	- 3.92	9.02	- 13.17	-NA-
Europe Diversified	EUR	1,163.54	68,136.25	56.15	0	-NA-	-NA-	-NA-	- 10.52	- 5.16	- 21.56	-NA-
Eurozone Retail	EUR	1,327.66	11,894.12	9.80	0	-NA-	-NA-	-NA-	- 2.15	2.14	- 8.26	-NA-
Eurozone Residential	EUR	784.13	3,521.20	2.90	0	-NA-	-NA-	-NA-	- 16.53	- 4.06	- 36.60	-NA-
Eurozone Office	EUR	1,127.54	5,582.66	4.60	0	-NA-	-NA-	-NA-	- 10.37	- 2.17	- 14.95	-NA-
Eurozone Industrial	EUR	894.31	980.12	0.81	0	-NA-	-NA-	-NA-	- 5.77	- 0.75	- 16.25	-NA-
Eurozone Diversified	EUR	1,283.31	35,289.93	29.08	0	-NA-	-NA-	-NA-	- 10.81	- 1.47	- 14.32	-NA-
UK Specialty	EUR	935.75	636.02	0.52	0	-NA-	-NA-	-NA-	- 13.45	- 13.48	- 36.25	-NA-
UK Self Storage	EUR	1,636.98	615.71	0.51	0	-NA-	-NA-	-NA-	- 8.38	- 9.73	- 31.58	-NA-
UK Retail	EUR	1,104.53	12,169.70	10.03	0	-NA-	-NA-	-NA-	- 14.60	- 11.85	- 27.04	-NA-
UK Office	EUR	1,121.40	5,492.90	4.53	0	-NA-	-NA-	-NA-	- 15.60	- 11.51	- 27.22	-NA-
UK Office	EUR	1,121.40	5,492.90	4.53	0	-NA-	-NA-	-NA-	- 15.60	- 11.51	- 27.22	-NA-
UK Lodging/Resorts	EUR	1,786.36	155.44	0.13	0	-NA-	-NA-	-NA-	- 5.41	- 10.94	7.94	-NA-
UK Industrial	EUR	838.23	4,490.75	3.70	0	-NA-	-NA-	-NA-	- 20.77	- 11.50	- 37.71	-NA-
UK Healthcare	EUR	1,108.40	859.11	0.71	0	-NA-	-NA-	-NA-	- 3.92	9.02	- 13.17	-NA-
UK Diversified	EUR	1,041.43	27,907.03	23.00	0	-NA-	-NA-	-NA-	- 11.68	- 10.90	- 29.47	-NA-

* -5 & -3 Years Total Returns are annualised

CONTACT DETAILS:

EPRA: Schiphol Boulevard 283, 1118 BH Schiphol Airport, The Netherlands, T +31 20 405 3830, F +31 20 405 3840, E info@epra.com, W www.epra.com
 NAREIT: 1875 Eye Street, N.W., Suite 600, Washington D.C. 20006, USA, T +1 202 739 9400, F + 1 202 739 9401, E info@nareit.com, W www.nareit.com

FTSE EPRA/NAREIT Sector Index Series - Index Performance

Price Return			Free	Free	Div	Total	Total	Total	Total	Total	Total	Total	36 Mths	
Index Description	Curr	Close Value	Float	Float	Yld (%)	Rtn (%)	Rtn (%)	Rtn (%)	Rtn (%)	Rtn (%)	Rtn (%)	Rtn (%)	Volty (%)	
		Sep/07	Mkt Cap	Mkt Cap	Sep/07	- 5 Yrs	- 3 Yrs	- 1 Yr	QTD	Sep/07	YTD			
			Ccy (m)	(%) Weight	Sep/07									
North America Specialty	EUR	1,269.79	4,884.66	1.91	0	-NA-	-NA-	-NA-	-	13.00	-	1.82	0.40	-NA-
North America Self Storage	EUR	896.99	8,984.78	3.51	0	-NA-	-NA-	-NA-	-	5.54	-	1.34	26.13	-NA-
North America Retail	EUR	1,016.56	71,637.56	28.01	0	-NA-	-NA-	-NA-	-	1.34	-	1.71	7.89	-NA-
North America Residential	EUR	1,016.53	46,307.31	18.11	0	-NA-	-NA-	-NA-	-	8.54	-	1.59	15.78	-NA-
North America Office	EUR	1,050.97	34,759.73	13.59	0	-NA-	-NA-	-NA-	-	7.76	-	1.44	17.19	-NA-
North America Lodging/Resort	EUR	1,005.74	20,813.85	8.14	0	-NA-	-NA-	-NA-	-	9.17	-	4.17	9.23	-NA-
North America Industrial	EUR	1,061.14	19,709.14	7.71	0	-NA-	-NA-	-NA-	-	6.47	-	3.62	4.92	-NA-
North America Industrial/Office	EUR	829.72	6,491.77	2.54	0	-NA-	-NA-	-NA-	-	11.73	-	2.94	23.88	-NA-
North America Healthcare	EUR	1,018.62	18,994.27	7.43	0	-NA-	-NA-	-NA-	-	3.24	-	2.91	12.39	-NA-
North America Diversified	EUR	1,065.47	23,132.01	9.05	0	-NA-	-NA-	-NA-	-	5.60	-	1.02	10.96	-NA-
United States Specialty	EUR	1,269.79	4,884.66	1.91	0	-NA-	-NA-	-NA-	-	13.00	-	1.82	0.40	-NA-
United States Self Storage	EUR	896.99	8,984.78	3.51	0	-NA-	-NA-	-NA-	-	5.54	-	1.34	26.13	-NA-
United States Retail	EUR	1,011.87	65,848.76	25.75	0	-NA-	-NA-	-NA-	-	1.14	-	1.29	8.88	-NA-
United States Residential	EUR	990.93	43,383.45	16.97	0	-NA-	-NA-	-NA-	-	9.04	-	1.98	17.33	-NA-
United States Lodging/Resorts	EUR	983.21	19,851.17	7.76	0	-NA-	-NA-	-NA-	-	10.49	-	4.61	11.37	-NA-
United States Industrial	EUR	1,061.24	19,709.14	7.71	0	-NA-	-NA-	-NA-	-	6.47	-	3.63	4.92	-NA-
United States Industrial/Office	EUR	829.72	6,491.77	2.54	0	-NA-	-NA-	-NA-	-	11.73	-	2.94	23.88	-NA-
United States Healthcare	EUR	1,041.66	17,508.87	6.85	0	-NA-	-NA-	-NA-	-	4.42	-	3.64	14.01	-NA-
United States Diversified	EUR	1,029.42	18,028.30	7.05	0	-NA-	-NA-	-NA-	-	6.92	-	2.43	14.66	-NA-
United States Office	EUR	1,047.59	29,167.99	11.41	0	-NA-	-NA-	-NA-	-	8.60	-	2.50	18.04	-NA-

* -5 & -3 Years Total Returns are annualised

CONTACT DETAILS:

EPRA: Schiphol Boulevard 283, 1118 BH Schiphol Airport, The Netherlands, T +31 20 405 3830, F +31 20 405 3840, E info@epra.com, W www.epra.com
NAREIT: 1875 Eye Street, N.W., Suite 600, Washington D.C. 20006, USA, T +1 202 739 9400, F +1 202 739 9401, E info@nareit.com, W www.nareit.com

FTSE EPRA/NAREIT Sector Index Series - Index Performance

Price Return			Free	Free	Div	Total	Total	Total	Total	Total	Total	Total	36 Mths	
Index Description	Curr	Close Value	Float	Float	Yld (%)	Rtn (%)	Rtn (%)	Rtn (%)	Rtn (%)	Rtn (%)	Rtn (%)	Rtn (%)	36 Mths	
		Sep/07	Mkt Cap	Mkt Cap	Sep/07	- 5 Yrs	- 3 Yrs	- 1 Yr	QTD	Sep/07	YTD	36 Mths	Volty (%)	
			Ccy (m)	(%) Weight	Sep/07									
Global Specialty	USD	1,466.85	7,851.24	0.87	0	-NA-	-NA-	-NA-	-	8.44	0.86	-	1.38	-NA-
Global Self Storage	USD	1,111.91	13,653.35	1.51	0	-NA-	-NA-	-NA-	-	0.73	2.32	-	20.73	-NA-
Global Retail	USD	1,321.10	202,507.88	22.43	0	-NA-	-NA-	-NA-	-	4.57	5.80	-	3.70	-NA-
Global Residential	USD	1,369.70	90,709.95	10.05	0	-NA-	-NA-	-NA-	-	1.74	4.22	-	2.55	-NA-
Global Office	USD	1,321.10	202,507.88	13.52	0	-NA-	-NA-	-NA-	-	4.57	5.80	-	3.70	-NA-
Global Lodging/Resorts	USD	1,222.60	30,677.83	3.40	0	-NA-	-NA-	-NA-	-	4.12	0.22	-	5.40	-NA-
Global Industrial/Office	USD	1,000.37	9,232.28	1.02	0	-NA-	-NA-	-NA-	-	7.05	1.25	-	21.83	-NA-
Global Industrial	USD	1,331.28	52,055.21	5.77	0	-NA-	-NA-	-NA-	-	5.67	7.20	-	2.64	-NA-
Global Healthcare	USD	1,231.55	28,234.51	3.13	0	-NA-	-NA-	-NA-	-	8.36	7.62	-	5.55	-NA-
Global Diversified	USD	1,518.61	345,696.03	38.30	0	-NA-	-NA-	-NA-	-	4.49	6.85	-	6.79	-NA-
Asia Retail	USD	1,393.56	65,873.66	20.78	0	-NA-	-NA-	-NA-	-	6.46	9.69	-	11.46	-NA-
Asia Residential	USD	3,201.11	18,962.84	5.98	0	-NA-	-NA-	-NA-	-	35.94	12.42	-	55.30	-NA-
Asia Office	USD	1,510.61	48,622.84	0.00	0	-NA-	-NA-	-NA-	-	1.80	9.51	-	16.57	-NA-
Asia Industrial	USD	1,655.36	16,245.42	5.13	0	-NA-	-NA-	-NA-	-	7.30	13.13	-	8.59	-NA-
Asia Diversified	USD	1,625.41	215,898.74	68.11	0	-NA-	-NA-	-NA-	-	11.07	11.58	-	23.41	-NA-
Asia ex Australia Diversified	USD	1,631.19	178,026.73	56.16	0	-NA-	-NA-	-NA-	-	11.41	11.48	-	-NA-	-NA-
Asia ex Australia Industrial	USD	1,467.91	3,136.21	0.99	0	-NA-	-NA-	-NA-	-	1.06	9.74	-	-NA-	-NA-
Asia ex Australia Office	USD	3,179.77	38,115.97	12.02	0	-NA-	-NA-	-NA-	-	35.94	12.42	-	-NA-	-NA-
Asia ex Australia Residential	USD	1,264.60	18,962.84	5.98	0	-NA-	-NA-	-NA-	-	1.95	9.20	-	-NA-	-NA-
Asia ex Australia Retail	USD	1,460.21	13,335.67	4.21	0	28.56	23.33	4.91	-	5.55	0.00	-	12.83	-NA-

* -5 & -3 Years Total Returns are annualised

CONTACT DETAILS:

EPRA: Schiphol Boulevard 283, 1118 BH Schiphol Airport, The Netherlands, T +31 20 405 3830, F +31 20 405 3840, E info@epra.com, W www.epra.com
NAREIT: 1875 Eye Street, N.W., Suite 600, Washington D.C. 20006, USA, T +1 202 739 9400, F + 1 202 739 9401, E info@nareit.com, W www.nareit.com

FTSE EPRA/NAREIT Sector Index Series - Index Performance

Price Return			Free	Free	Div	Total	Total	Total	Total	Total	Total	Total	36 Mths		
Index Description	Curr	Close Value	Float	Float	Yld (%)	Rtn (%)	Rtn (%)	Rtn (%)	Rtn (%)	Rtn (%)	Rtn (%)	Rtn (%)	Volty (%)		
		Sep/07	Mkt Cap	Mkt Cap	Sep/07	- 5 Yrs	- 3 Yrs	- 1 Yr	QTD	Sep/07	YTD				
			Ccy (m)	(%) Weight	Sep/07										
Europe Specialty	USD	1,128.21	904.52	0.52	0	-NA-	-NA-	-NA-	-	8.86	-	9.74	-	31.65	-NA-
Europe Self Storage	USD	1,973.66	875.63	0.51	0	-NA-	-NA-	-NA-	-	3.52	-	5.82	-	27.23	-NA-
Europe Retail	USD	1,465.42	34,754.76	20.14	0	-NA-	-NA-	-NA-	-	4.25	-	1.63	-	13.95	-NA-
Europe Residential	USD	960.07	5,891.11	3.41	0	-NA-	-NA-	-NA-	-	13.32	-	2.19	-	33.14	-NA-
Europe Office	USD	1,353.50	24,029.95	13.92	0	-NA-	-NA-	-NA-	-	6.22	-	1.27	-	13.76	-NA-
Europe Lodging/Resorts	USD	1,838.05	221.06	0.13	0	-NA-	-NA-	-NA-	-	0.39	-	7.09	-	8.67	-NA-
Europe Industrial	USD	1,036.90	7,780.41	4.51	0	-NA-	-NA-	-NA-	-	14.16	-	5.85	-	31.61	-NA-
Europe Healthcare	USD	1,336.37	1,221.78	0.71	0	-NA-	-NA-	-NA-	-	1.17	-	13.73	-	9.20	-NA-
Europe Diversified	USD	1,402.84	96,900.07	56.15	0	-NA-	-NA-	-NA-	-	5.78	-	1.07	-	17.28	-NA-
Eurozone Retail	USD	1,600.72	16,915.23	9.80	0	-NA-	-NA-	-NA-	-	3.04	-	6.55	-	1.06	-NA-
Eurozone Residential	USD	945.40	5,007.68	2.90	0	-NA-	-NA-	-NA-	-	12.11	-	0.08	-	32.90	-NA-
Eurozone Office	USD	1,359.44	7,939.39	4.60	0	-NA-	-NA-	-NA-	-	5.62	-	2.05	-	11.77	-NA-
Eurozone Industrial	USD	1,078.24	1,393.88	0.81	0	-NA-	-NA-	-NA-	-	0.77	-	3.54	-	15.54	-NA-
Eurozone Diversified	USD	1,547.25	50,187.63	29.08	0	-NA-	-NA-	-NA-	-	6.08	-	2.78	-	9.64	-NA-
UK Specialty	USD	1,128.21	904.52	0.52	0	-NA-	-NA-	-NA-	-	8.86	-	9.74	-	31.65	-NA-
UK Self Storage	USD	1,973.66	875.63	0.51	0	-NA-	-NA-	-NA-	-	3.52	-	5.82	-	26.21	-NA-
UK Retail	USD	1,331.70	17,307.15	10.03	0	-NA-	-NA-	-NA-	-	10.08	-	8.04	-	22.87	-NA-
UK Residential	USD	1,007.74	883.42	4.53	0	-NA-	-NA-	-NA-	-	19.50	-	13.33	-	33.62	-NA-
UK Office	USD	1,352.03	7,811.74	4.53	0	-NA-	-NA-	-NA-	-	11.13	-	7.68	-	21.51	-NA-
UK Lodging/Resorts	USD	2,153.76	221.06	0.13	0	-NA-	-NA-	-NA-	-	0.39	-	7.09	-	16.41	-NA-
UK Industrial	USD	1,010.63	6,386.52	3.70	0	-NA-	-NA-	-NA-	-	16.57	-	7.68	-	34.54	-NA-
UK Healthcare	USD	1,336.37	1,221.78	0.71	0	-NA-	-NA-	-NA-	-	1.17	-	13.73	-	6.36	-NA-
UK Diversified	USD	1,255.62	39,688.02	23.00	0	-NA-	-NA-	-NA-	-	7.00	-	7.05	-	23.93	-NA-

* -5 & -3 Years Total Returns are annualised

CONTACT DETAILS:

EPRA: Schiphol Boulevard 283, 1118 BH Schiphol Airport, The Netherlands, T +31 20 405 3830, F +31 20 405 3840, E info@epra.com, W www.epra.com
 NAREIT: 1875 Eye Street, N.W., Suite 600, Washington D.C. 20006, USA, T +1 202 739 9400, F + 1 202 739 9401, E info@nareit.com, W www.nareit.com

FTSE EPRA/NAREIT Sector Index Series - Index Performance

Price Return			Free	Free	Div	Total	Total	Total	Total	Total	Total	Total	36 Mths
Index Description	Curr	Close Value	Float	Float	Yld (%)	Rtn (%)	Rtn (%)	Rtn (%)	Rtn (%)	Rtn (%)	Rtn (%)	Rtn (%)	Volty (%)
		Sep/07	Mkt Cap	Mkt Cap	Sep/07	- 5 Yrs	- 3 Yrs	- 1 Yr	QTD	Sep/07	YTD		
			Ccy (m)	(%) Weight	Sep/07								
North America Specialty	USD	1,530.95	6,946.72	1.91	0	-NA-	-NA-	-NA-	-	8.39	2.43	8.28	-NA-
North America Self Storage	USD	1,081.47	12,777.72	3.51	0	-NA-	-NA-	-NA-	-	0.54	2.92	20.34	-NA-
North America Retail	USD	1,225.64	101,879.46	28.01	0	-NA-	-NA-	-NA-	-	6.72	6.10	0.66	-NA-
North America Residential	USD	1,225.61	65,856.01	18.11	0	-NA-	-NA-	-NA-	-	3.69	2.66	9.17	-NA-
North America Office	USD	1,267.13	49,433.61	13.59	0	-NA-	-NA-	-NA-	-	2.87	2.82	10.70	-NA-
North America Lodging/Resort	USD	1,212.60	29,600.44	8.14	0	-NA-	-NA-	-NA-	-	4.35	0.03	2.11	-NA-
North America Industrial	USD	1,279.39	28,029.38	7.71	0	-NA-	-NA-	-NA-	12.11	8.10	2.54	-NA-	
North America Industrial/Office	USD	1,000.37	9,232.28	2.54	0	-NA-	-NA-	-NA-	-	7.05	1.25	17.90	-NA-
North America Healthcare	USD	1,228.12	27,012.73	7.43	0	-NA-	-NA-	-NA-	-	8.71	7.36	5.51	-NA-
North America Diversified	USD	1,284.61	32,897.22	9.05	0	-NA-	-NA-	-NA-	-	0.59	3.25	3.97	-NA-
United States Specialty	USD	1,530.95	6,946.72	1.91	0	-NA-	-NA-	-NA-	-	8.39	2.43	5.02	-NA-
United States Self Storage	USD	1,081.47	12,777.72	3.51	0	-NA-	-NA-	-NA-	-	0.54	2.92	20.34	-NA-
United States Retail	USD	1,219.98	93,646.91	25.75	0	-NA-	-NA-	-NA-	-	6.50	5.67	5.58	-NA-
United States Residential	USD	1,194.74	61,697.83	16.97	0	-NA-	-NA-	-NA-	-	4.22	2.26	14.11	-NA-
United States Office	USD	1,263.04	41,481.30	7.76	0	-NA-	-NA-	-NA-	-	3.76	1.71	14.90	-NA-
United States Lodging/Resorts	USD	1,185.43	28,231.37	7.71	0	-NA-	-NA-	-NA-	-	5.75	0.49	8.04	-NA-
United States Industrial	USD	1,279.51	28,029.38	2.54	0	-NA-	-NA-	-NA-	12.11	8.10	1.01	-NA-	
United States Industrial/Office	USD	1,000.37	9,232.28	6.85	0	-NA-	-NA-	-NA-	-	7.05	1.25	21.83	-NA-
United States Healthcare	USD	1,255.90	24,900.26	7.05	0	-NA-	-NA-	-NA-	-	9.96	8.12	7.26	-NA-
United States Diversified	USD	1,241.14	25,638.98	11.41	0	-NA-	-NA-	-NA-	-	1.99	1.78	7.96	-NA-

* -5 & -3 Years Total Returns are annualised

CONTACT DETAILS:

EPRA: Schiphol Boulevard 283, 1118 BH Schiphol Airport, The Netherlands, T +31 20 405 3830, F +31 20 405 3840, E info@epra.com, W www.epra.com
NAREIT: 1875 Eye Street, N.W., Suite 600, Washington D.C. 20006, USA, T +1 202 739 9400, F +1 202 739 9401, E info@nareit.com, W www.nareit.com

FTSE EPRA/NAREIT Sector Index Series - Index Performance

Price Return			Free	Free	Div	Total	Total	Total	Total	Total	Total	Total	36 Mths			
Index Description	Curr	Close Value	Float	Float	Yld (%)	Rtn (%)	Rtn (%)	Rtn (%)	Rtn (%)	Rtn (%)	Rtn (%)	Rtn (%)	Vlty (%)			
		Sep/07	Mkt Cap	Mkt Cap	Sep/07	- 5 Yrs	- 3 Yrs	- 1 Yr	QTD	Sep/07	YTD					
			Ccy (m)	(%) Weight	Sep/07											
Global Specialty	GBP	1,160.31	3,853.62	0.87	0	-NA-	-NA-	-NA-	-	9.84	-	0.14	-	2.69	-NA-	
Global Self Storage	GBP	879.54	6,701.47	1.51	0	-NA-	-NA-	-NA-	-	2.24	-	1.30	-	23.86	-NA-	
Global Retail	GBP	1,045.02	99,396.94	22.43	0	-NA-	-NA-	-NA-	-	2.98	-	4.74	-	3.44	-NA-	
Global Residential	GBP	1,083.46	44,523.17	10.05	0	-NA-	-NA-	-NA-	-	0.19	-	3.18	-	6.39	-NA-	
Global Office	GBP	1,094.57	59,923.66	13.52	0	-NA-	-NA-	-NA-	-	3.23	-	3.47	-	5.01	-NA-	
Global Lodging/Resorts	GBP	967.11	15,057.60	3.40	0	-NA-	-NA-	-NA-	-	5.58	-	0.77	-	5.51	-NA-	
Global Industrial/Office	GBP	791.32	4,531.48	1.02	0	-NA-	-NA-	-NA-	-	8.47	-	0.24	-	21.13	-NA-	
Global Industrial	GBP	1,053.07	25,550.26	5.77	0	-NA-	-NA-	-NA-	-	4.06	-	6.13	-	6.47	-NA-	
Global Healthcare	GBP	974.18	13,858.34	3.13	0	-NA-	-NA-	-NA-	-	6.71	-	6.54	-	9.27	-NA-	
Global Diversified	GBP	1,201.26	169,677.98	38.30	0	-NA-	-NA-	-NA-	-	2.90	-	5.78	-	2.59	-NA-	
Asia Retail	GBP	1,102.34	32,332.77	20.78	0	-NA-	-NA-	-NA-	-	4.84	-	8.60	-	7.07	-NA-	
Asia Residential	GBP	2,532.15	9,307.53	5.98	0	-NA-	-NA-	-NA-	-	33.86	-	11.30	-	49.18	-NA-	
Asia Office	GBP	1,194.92	23,865.55	0.00	0	-NA-	-NA-	-NA-	-	0.25	-	8.42	-	11.98	-NA-	
Asia Industrial	GBP	1,309.43	7,973.74	5.13	0	-NA-	-NA-	-NA-	-	5.66	-	12.00	-	4.31	-NA-	
Asia Diversified	GBP	1,285.73	105,969.58	68.11	0	-NA-	-NA-	-NA-	-	9.38	-	10.46	-	18.55	-NA-	
Asia ex Australia Diversified	GBP	1,290.31	87,380.86	56.16	0	-NA-	-NA-	-NA-	-	9.71	-	10.37	-	-NA-	-NA-	
Asia ex Australia Industrial	GBP	1,161.15	1,539.35	0.99	0	-NA-	-NA-	-NA-	-	0.48	-	8.65	-	-NA-	-NA-	
Asia ex Australia Office	GBP	2,515.28	18,708.46	12.02	0	-NA-	-NA-	-NA-	-	33.87	-	11.30	-	-NA-	-NA-	
Asia ex Australia Residential	GBP	1,000.33	9,307.53	5.98	0	-NA-	-NA-	-NA-	-	3.44	-	8.11	-	-NA-	-NA-	
Asia ex Australia Retail	GBP	1,155.06	6,545.55	4.21	0	22.08	18.55	-	3.81	-	6.99	-	0.99	-	16.26	-NA-

* -5 & -3 Years Total Returns are annualised

CONTACT DETAILS:

EPRA: Schiphol Boulevard 283, 1118 BH Schiphol Airport, The Netherlands, T +31 20 405 3830, F +31 20 405 3840, E info@epra.com, W www.epra.com
NAREIT: 1875 Eye Street, N.W., Suite 600, Washington D.C. 20006, USA, T +1 202 739 9400, F + 1 202 739 9401, E info@nareit.com, W www.nareit.com

FTSE EPRA/NAREIT Sector Index Series - Index Performance

Price Return			Free	Free	Div	Total	Total	Total	Total	Total	Total	36 Mths
Index Description	Curr	Close Value	Float	Float	Yld (%)	Rtn (%)	Rtn (%)	Rtn (%)	Rtn (%)	Rtn (%)	Rtn (%)	Vlty (%)
		Sep/07	Mkt Cap	Mkt Cap	Sep/07	- 5 Yrs	- 3 Yrs	- 1 Yr	QTD	Sep/07	YTD	
			Ccy (m)	(%) Weight	Sep/07							
Europe Specialty	GBP	892.44	443.96	0.52	0	-NA-	-NA-	-NA-	- 10.25	- 10.64	- 33.96	-NA-
Europe Self Storage	GBP	1,561.21	429.79	0.51	0	-NA-	-NA-	-NA-	- 4.99	- 6.76	- 29.11	-NA-
Europe Retail	GBP	1,159.18	17,058.68	20.14	0	-NA-	-NA-	-NA-	- 5.71	- 2.61	- 14.74	-NA-
Europe Residential	GBP	759.44	2,891.53	3.41	0	-NA-	-NA-	-NA-	- 14.64	- 3.16	- 34.40	-NA-
Europe Office	GBP	1,070.65	11,794.62	13.92	0	-NA-	-NA-	-NA-	- 7.65	- 2.25	- 14.79	-NA-
Europe Lodging/Resorts	GBP	1,453.94	108.50	0.13	0	-NA-	-NA-	-NA-	- 1.91	- 8.02	4.39	-NA-
Europe Industrial	GBP	820.21	3,818.86	4.51	0	-NA-	-NA-	-NA-	- 15.47	- 6.79	- 32.47	-NA-
Europe Healthcare	GBP	1,057.10	599.69	0.71	0	-NA-	-NA-	-NA-	- 0.37	12.60	- 10.04	-NA-
Europe Diversified	GBP	1,109.68	47,561.46	56.15	0	-NA-	-NA-	-NA-	- 7.22	- 2.05	- 18.74	-NA-
Eurozone Retail	GBP	1,266.20	8,302.50	9.80	0	-NA-	-NA-	-NA-	1.47	5.49	- 4.95	-NA-
Eurozone Residential	GBP	747.84	2,457.92	2.90	0	-NA-	-NA-	-NA-	- 13.44	- 0.91	- 34.31	-NA-
Eurozone Office	GBP	1,075.35	3,896.89	4.60	0	-NA-	-NA-	-NA-	- 7.05	1.04	- 11.89	-NA-
Eurozone Industrial	GBP	852.91	684.16	0.81	0	-NA-	-NA-	-NA-	- 2.28	2.51	- 13.24	-NA-
Eurozone Diversified	GBP	1,223.91	24,633.59	29.08	0	-NA-	-NA-	-NA-	- 7.51	1.76	- 11.23	-NA-
UK Specialty	GBP	892.44	443.96	0.52	0	-NA-	-NA-	-NA-	- 10.25	- 10.64	- 33.96	-NA-
UK Self Storage	GBP	1,561.21	429.79	0.51	0	-NA-	-NA-	-NA-	- 4.99	- 6.76	- 29.11	-NA-
UK Retail	GBP	1,053.41	8,494.87	10.03	0	-NA-	-NA-	-NA-	- 11.45	- 8.95	- 24.41	-NA-
UK Residential	GBP	797.14	433.61	4.53	0	-NA-	-NA-	-NA-	- 20.73	- 14.19	- 35.61	-NA-
UK Office	GBP	1,069.49	3,834.24	4.53	0	-NA-	-NA-	-NA-	- 12.48	- 8.60	- 24.60	-NA-
UK Lodging/Resorts	GBP	1,703.67	108.50	0.13	0	-NA-	-NA-	-NA-	- 1.91	- 8.02	11.83	-NA-
UK Industrial	GBP	799.43	3,134.70	3.70	0	-NA-	-NA-	-NA-	- 17.84	- 8.60	- 35.46	-NA-
UK Healthcare	GBP	1,057.10	599.69	0.71	0	-NA-	-NA-	-NA-	- 0.37	12.60	- 10.04	-NA-
UK Diversified	GBP	993.22	19,480.07	23.00	0	-NA-	-NA-	-NA-	- 8.41	- 7.97	- 26.93	-NA-

* -5 & -3 Years Total Returns are annualised

CONTACT DETAILS:

EPRA: Schiphol Boulevard 283, 1118 BH Schiphol Airport, The Netherlands, T +31 20 405 3830, F +31 20 405 3840, E info@epra.com, W www.epra.com
NAREIT: 1875 Eye Street, N.W., Suite 600, Washington D.C. 20006, USA, T +1 202 739 9400, F + 1 202 739 9401, E info@nareit.com, W www.nareit.com

FTSE EPRA/NAREIT Sector Index Series - Index Performance

Price Return			Free	Free	Div	Total	Total	Total	Total	Total	Total	Total	36 Mths
Index Description	Curr	Close Value	Float	Float	Yld (%)	Rtn (%)	Rtn (%)	Rtn (%)	Rtn (%)	Rtn (%)	Rtn (%)	Rtn (%)	Vlty (%)
		Sep/07	Mkt Cap	Mkt Cap	Sep/07	- 5 Yrs	- 3 Yrs	- 1 Yr	QTD	Sep/07	YTD		
			Ccy (m)	(%) Weight	Sep/07								
North America Specialty	GBP	1,211.02	3,409.66	1.91	0	-NA-	-NA-	-NA-	-	9.78	1.41	4.01	-NA-
North America Self Storage	GBP	855.47	6,271.69	3.51	0	-NA-	-NA-	-NA-	-	2.05	1.89	23.47	-NA-
North America Retail	GBP	969.51	50,005.49	28.01	0	-NA-	-NA-	-NA-	-	5.09	5.04	4.57	-NA-
North America Residential	GBP	969.48	32,324.10	18.11	0	-NA-	-NA-	-NA-	-	5.15	1.64	12.75	-NA-
North America Office	GBP	1,002.33	24,263.50	13.59	0	-NA-	-NA-	-NA-	-	4.35	1.79	14.21	-NA-
North America Lodging/Resort	GBP	959.19	14,528.78	8.14	0	-NA-	-NA-	-NA-	-	5.81	1.03	5.96	-NA-
North America Industrial	GBP	1,012.03	13,757.66	7.71	0	-NA-	-NA-	-NA-	-	10.41	7.03	1.50	-NA-
North America Industrial/Office	GBP	791.32	4,531.48	2.54	0	-NA-	-NA-	-NA-	-	8.47	0.24	21.13	-NA-
North America Healthcare	GBP	971.47	13,258.66	7.43	0	-NA-	-NA-	-NA-	-	7.06	6.29	9.23	-NA-
North America Diversified	GBP	1,016.16	16,146.94	9.05	0	-NA-	-NA-	-NA-	-	2.10	2.22	7.75	-NA-
United States Specialty	GBP	1,211.02	3,409.66	1.91	0	-NA-	-NA-	-NA-	-	9.78	1.41	4.01	-NA-
United States Self Storage	GBP	855.47	6,271.69	3.51	0	-NA-	-NA-	-NA-	-	2.05	1.89	23.47	-NA-
United States Retail	GBP	965.03	45,964.71	25.75	0	-NA-	-NA-	-NA-	-	4.88	4.61	5.60	-NA-
United States Residential	GBP	945.07	30,283.15	16.97	0	-NA-	-NA-	-NA-	-	5.68	1.24	14.35	-NA-
United States Lodging/Resorts	GBP	937.70	13,856.80	7.76	0	-NA-	-NA-	-NA-	-	7.18	1.48	8.18	-NA-
United States Industrial	GBP	1,012.12	13,757.66	7.71	0	-NA-	-NA-	-NA-	-	10.41	7.03	1.49	-NA-
United States Industrial/Office	GBP	791.32	4,531.48	2.54	0	-NA-	-NA-	-NA-	-	8.47	0.24	21.13	-NA-
United States Healthcare	GBP	993.44	12,221.79	6.85	0	-NA-	-NA-	-NA-	-	8.29	7.04	10.91	-NA-
United States Diversified	GBP	981.77	12,584.38	7.05	0	-NA-	-NA-	-NA-	-	3.48	0.77	11.59	-NA-
United States Office	GBP	999.10	20,360.27	11.41	0	-NA-	-NA-	-NA-	-	5.22	0.70	15.09	-NA-

* -5 & -3 Years Total Returns are annualised

CONTACT DETAILS:

EPRA: Schiphol Boulevard 283, 1118 BH Schiphol Airport, The Netherlands, T +31 20 405 3830, F +31 20 405 3840, E info@epra.com, W www.epra.com
NAREIT: 1875 Eye Street, N.W., Suite 600, Washington D.C. 20006, USA, T +1 202 739 9400, F + 1 202 739 9401, E info@nareit.com, W www.nareit.com

FTSE EPRA/NAREIT Sector Index Series - Index Performance

Price Return			Free	Free	Div	Total	Total	Total	Total	Total	Total	Total	36 Mths
Index Description	Curr	Close Value	Float	Float	Yld (%)	Rtn (%)	Rtn (%)	Rtn (%)	Rtn (%)	Rtn (%)	Rtn (%)	Rtn (%)	Vlty (%)
		Sep/07	Mkt Cap	Mkt Cap	Sep/07	- 5 Yrs	- 3 Yrs	- 1 Yr	QTD	Sep/07	YTD		
			Ccy (m)	(%) Weight	Sep/07								
Global Specialty	JPY	1,648.28	903,009.91	0.87	0	-NA-	-NA-	-NA-	- 14.73	0.08	- 2.22	-NA-	
Global Self Storage	JPY	1,249.43	1,570,340.32	1.51	0	-NA-	-NA-	-NA-	- 7.55	1.52	- 23.49	-NA-	
Global Retail	JPY	1,484.50	23,291,444.00	22.43	0	-NA-	-NA-	-NA-	- 2.61	4.98	- 2.98	-NA-	
Global Residential	JPY	1,539.11	10,433,005.34	10.05	0	-NA-	-NA-	-NA-	- 5.25	3.41	- 5.93	-NA-	
Global Office	JPY	1,554.88	14,041,766.28	13.52	0	-NA-	-NA-	-NA-	- 8.49	3.70	- 4.55	-NA-	
Global Lodging/Resorts	JPY	1,373.82	3,528,411.02	3.40	0	-NA-	-NA-	-NA-	- 10.71	- 0.55	- 5.06	-NA-	
Global Industrial/Office	JPY	1,124.10	1,061,850.51	1.02	0	-NA-	-NA-	-NA-	- 13.44	0.46	- 20.75	-NA-	
Global Industrial	JPY	1,495.94	5,987,129.85	5.77	0	-NA-	-NA-	-NA-	- 1.59	6.36	- 6.02	-NA-	
Global Healthcare	JPY	1,383.88	3,247,391.81	3.13	0	-NA-	-NA-	-NA-	- 0.92	6.78	- 8.83	-NA-	
Global Diversified	JPY	1,706.44	39,760,228.35	38.30	0	-NA-	-NA-	-NA-	- 2.68	6.02	3.08	-NA-	
Asia Retail	JPY	1,565.92	7,576,459.10	20.78	0	-NA-	-NA-	-NA-	- 0.85	8.84	7.58	-NA-	
Asia Residential	JPY	3,597.05	2,181,011.10	5.98	0	-NA-	-NA-	-NA-	26.60	11.55	49.90	-NA-	
Asia Office	JPY	1,697.45	5,592,355.45	0.00	0	-NA-	-NA-	-NA-	- 5.19	8.66	12.52	-NA-	
Asia Industrial	JPY	1,860.11	1,868,466.80	5.13	0	-NA-	-NA-	-NA-	- 0.07	12.25	4.82	-NA-	
Asia Diversified	JPY	1,826.45	24,831,593.22	68.11	0	-NA-	-NA-	-NA-	3.45	10.71	19.12	-NA-	
Asia ex Australia Diversified	JPY	1,832.95	20,475,744.85	56.16	0	-NA-	-NA-	-NA-	3.76	10.61	-NA-	-NA-	
Asia ex Australia Industrial	JPY	1,649.48	360,711.59	0.99	0	-NA-	-NA-	-NA-	- 5.88	8.89	-NA-	-NA-	
Asia ex Australia Office	JPY	3,573.07	4,383,908.39	12.02	0	-NA-	-NA-	-NA-	26.60	11.55	-NA-	-NA-	
Asia ex Australia Residential	JPY	1,421.02	2,181,011.10	5.98	0	-NA-	-NA-	-NA-	- 8.68	8.35	-NA-	-NA-	
Asia ex Australia Retail	JPY	1,640.82	1,533,801.83	4.21	0	27.11	25.09	2.20	- 12.04	- 0.77	- 15.86	-NA-	

* -5 & -3 Years Total Returns are annualised

CONTACT DETAILS:

EPRA: Schiphol Boulevard 283, 1118 BH Schiphol Airport, The Netherlands, T +31 20 405 3830, F +31 20 405 3840, E info@epa.com, W www.epa.com
NAREIT: 1875 Eye Street, N.W., Suite 600, Washington D.C. 20006, USA, T +1 202 739 9400, F + 1 202 739 9401, E info@nareit.com, W www.nareit.com

FTSE EPRA/NAREIT Sector Index Series - Index Performance

Price Return			Free	Free	Div	Total	Total	Total	Total	Total	Total	36 Mths
Index Description	Curr	Close Value	Float	Float	Yld (%)	Rtn (%)	Rtn (%)	Rtn (%)	Rtn (%)	Rtn (%)	Rtn (%)	Vlty (%)
		Sep/07	Mkt Cap	Mkt Cap	Sep/07	- 5 Yrs	- 3 Yrs	- 1 Yr	QTD	Sep/07	YTD	
			Ccy (m)	(%) Weight	Sep/07							
Europe Specialty	JPY	1,267.75	104,032.89	0.52	0	-NA-	-NA-	-NA-	- 15.12	- 10.44	- 33.64	-NA-
Europe Self Storage	JPY	2,217.78	100,711.11	0.51	0	-NA-	-NA-	-NA-	- 10.15	- 6.56	- 28.77	-NA-
Europe Retail	JPY	1,646.67	3,997,318.97	20.14	0	-NA-	-NA-	-NA-	- 10.82	- 2.39	- 14.33	-NA-
Europe Residential	JPY	1,078.82	677,565.66	3.41	0	-NA-	-NA-	-NA-	- 19.27	- 2.94	- 34.08	-NA-
Europe Office	JPY	1,520.91	2,763,804.65	13.92	0	-NA-	-NA-	-NA-	- 12.66	- 2.04	- 14.38	-NA-
Europe Lodging/Resorts	JPY	2,065.39	25,425.34	0.13	0	-NA-	-NA-	-NA-	- 7.23	- 7.82	4.89	-NA-
Europe Industrial	JPY	1,165.15	894,863.42	4.51	0	-NA-	-NA-	-NA-	- 20.06	- 6.58	- 32.14	-NA-
Europe Healthcare	JPY	1,501.66	140,522.91	0.71	0	-NA-	-NA-	-NA-	- 5.77	12.85	- 9.61	-NA-
Europe Diversified	JPY	1,576.36	11,144,961.53	56.15	0	-NA-	-NA-	-NA-	- 12.25	- 1.83	- 18.34	-NA-
Eurozone Retail	JPY	1,798.71	1,945,505.69	9.80	0	-NA-	-NA-	-NA-	- 4.04	5.72	- 4.49	-NA-
Eurozone Residential	JPY	1,062.34	575,958.74	2.90	0	-NA-	-NA-	-NA-	- 18.14	- 0.69	- 34.00	-NA-
Eurozone Office	JPY	1,527.59	913,148.91	4.60	0	-NA-	-NA-	-NA-	- 12.10	1.26	- 11.46	-NA-
Eurozone Industrial	JPY	1,211.60	160,317.33	0.81	0	-NA-	-NA-	-NA-	- 7.59	2.73	- 12.82	-NA-
Eurozone Diversified	JPY	1,738.62	5,772,329.97	29.08	0	-NA-	-NA-	-NA-	- 12.53	1.99	- 10.81	-NA-
UK Specialty	JPY	1,267.75	104,032.89	0.52	0	-NA-	-NA-	-NA-	- 15.12	- 10.44	- 33.64	-NA-
UK Self Storage	JPY	2,217.78	100,711.11	0.51	0	-NA-	-NA-	-NA-	- 10.15	- 6.56	- 28.77	-NA-
UK Residential	JPY	1,132.38	101,606.92	10.03	0	-NA-	-NA-	-NA-	- 25.03	- 14.00	- 35.30	-NA-
UK Retail	JPY	1,496.41	1,990,581.85	4.53	0	-NA-	-NA-	-NA-	- 16.25	- 8.75	- 24.05	-NA-
UK Office	JPY	1,519.26	898,467.46	4.53	0	-NA-	-NA-	-NA-	- 17.23	- 8.40	- 24.24	-NA-
UK Lodging/Resorts	JPY	2,420.15	25,425.34	0.13	0	-NA-	-NA-	-NA-	- 7.23	- 7.82	12.36	-NA-
UK Industrial	JPY	1,135.63	734,546.09	3.70	0	-NA-	-NA-	-NA-	- 22.30	- 8.40	- 35.15	-NA-
UK Healthcare	JPY	1,501.66	140,522.91	0.71	0	-NA-	-NA-	-NA-	- 5.77	12.85	- 9.61	-NA-
UK Diversified	JPY	1,410.92	4,564,717.96	23.00	0	-NA-	-NA-	-NA-	- 13.38	- 7.77	- 26.58	-NA-

* -5 & -3 Years Total Returns are annualised

CONTACT DETAILS:

EPRA: Schiphol Boulevard 283, 1118 BH Schiphol Airport, The Netherlands, T +31 20 405 3830, F +31 20 405 3840, E info@epra.com, W www.epra.com
NAREIT: 1875 Eye Street, N.W., Suite 600, Washington D.C. 20006, USA, T +1 202 739 9400, F + 1 202 739 9401, E info@nareit.com, W www.nareit.com

FTSE EPRA/NAREIT Sector Index Series - Index Performance

Price Return			Free	Free	Div	Total	Total	Total	Total	Total	Total	36 Mths
Index Description	Curr	Close Value	Float	Float	Yld (%)	Rtn (%)	Rtn (%)	Rtn (%)	Rtn (%)	Rtn (%)	Rtn (%)	Vlty (%)
		Sep/07	Mkt Cap	Mkt Cap	Sep/07	- 5 Yrs	- 3 Yrs	- 1 Yr	QTD	Sep/07	YTD	
			Ccy (m)	(%) Weight	Sep/07							
North America Specialty	JPY	1,720.31	798,977.02	1.91	0	-NA-	-NA-	-NA-	- 14.68	1.63	4.51	-NA-
North America Self Storage	JPY	1,215.24	1,469,629.21	3.51	0	-NA-	-NA-	-NA-	- 7.37	2.12	23.10	-NA-
North America Retail	JPY	1,377.23	11,717,665.93	28.01	0	-NA-	-NA-	-NA-	- 0.61	5.28	4.11	-NA-
North America Residential	JPY	1,377.20	7,574,428.57	18.11	0	-NA-	-NA-	-NA-	- 10.30	1.86	12.33	-NA-
North America Office	JPY	1,423.86	5,685,606.18	13.59	0	-NA-	-NA-	-NA-	- 9.54	2.02	13.80	-NA-
North America Lodging/Resort	JPY	1,362.58	3,404,494.69	8.14	0	-NA-	-NA-	-NA-	- 10.92	0.81	5.51	-NA-
North America Industrial	JPY	1,437.63	3,223,799.63	7.71	0	-NA-	-NA-	-NA-	4.42	7.26	1.02	-NA-
North America Industrial/Office	JPY	1,124.10	1,061,850.51	2.54	0	-NA-	-NA-	-NA-	- 13.44	0.46	20.75	-NA-
North America Healthcare	JPY	1,380.03	3,106,868.90	7.43	0	-NA-	-NA-	-NA-	1.25	6.52	8.79	-NA-
North America Diversified	JPY	1,443.50	3,783,673.61	9.05	0	-NA-	-NA-	-NA-	- 7.42	2.45	7.30	-NA-
United States Specialty	JPY	1,720.31	798,977.02	1.91	0	-NA-	-NA-	-NA-	- 14.68	1.63	4.51	-NA-
United States Self Storage	JPY	1,215.24	1,469,629.21	3.51	0	-NA-	-NA-	-NA-	- 7.37	2.12	23.10	-NA-
United States Retail	JPY	1,370.88	10,770,799.46	25.75	0	-NA-	-NA-	-NA-	- 0.81	4.85	5.14	-NA-
United States Residential	JPY	1,342.51	7,096,176.18	16.97	0	-NA-	-NA-	-NA-	- 10.80	1.46	13.94	-NA-
United States Lodging/Resorts	JPY	1,332.05	3,247,030.59	7.76	0	-NA-	-NA-	-NA-	- 12.22	1.26	7.74	-NA-
United States Industrial	JPY	1,437.76	3,223,799.63	7.71	0	-NA-	-NA-	-NA-	4.42	7.26	1.02	-NA-
United States Industrial/Office	JPY	1,124.10	1,061,850.51	2.54	0	-NA-	-NA-	-NA-	- 13.44	0.46	20.75	-NA-
United States Healthcare	JPY	1,411.24	2,863,903.34	6.85	0	-NA-	-NA-	-NA-	2.41	7.28	10.48	-NA-
United States Diversified	JPY	1,394.65	2,948,867.21	7.05	0	-NA-	-NA-	-NA-	- 8.72	0.99	11.16	-NA-
United States Office	JPY	1,419.27	4,770,971.49	11.41	0	-NA-	-NA-	-NA-	- 10.37	0.92	14.68	-NA-

* -5 & -3 Years Total Returns are annualised

CONTACT DETAILS:

EPRA: Schiphol Boulevard 283, 1118 BH Schiphol Airport, The Netherlands, T +31 20 405 3830, F +31 20 405 3840, E info@epra.com, W www.epra.com
NAREIT: 1875 Eye Street, N.W., Suite 600, Washington D.C. 20006, USA, T +1 202 739 9400, F + 1 202 739 9401, E info@nareit.com, W www.nareit.com

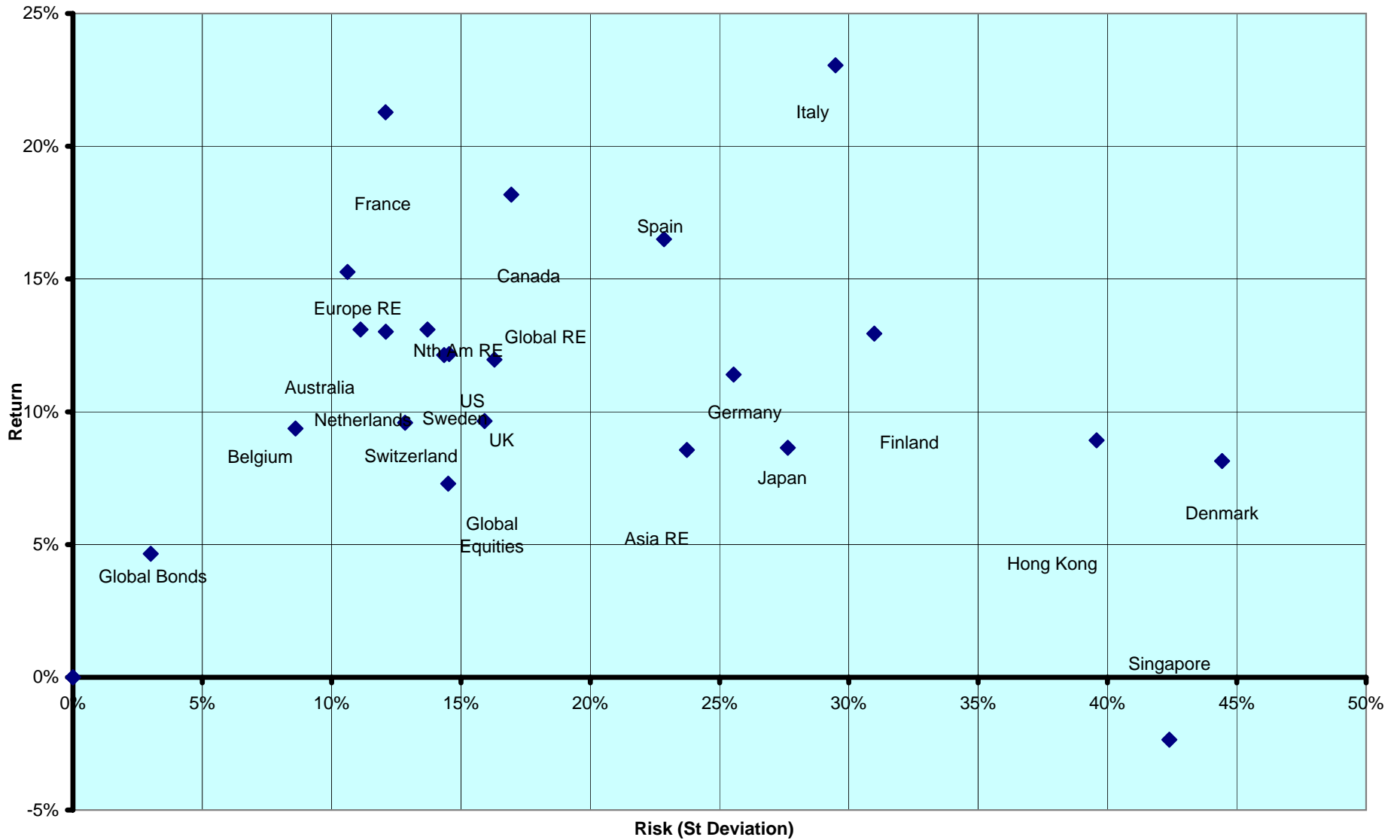
Section 9

Risk / Return Profiles and Correlations

CONTACT DETAILS:

EPRA: Schiphol Boulevard 283, 1118 BH Schiphol Airport, The Netherlands, T +31 20 405 3830, F +31 20 405 3840, E info@epra.com, W www.epra.com
NAREIT: 1875 Eye Street, N.W., Suite 600, Washington D.C. 20006, USA, T +1 202 739 9400, F + 1 202 739 9401, E info@nareit.com, W www.nareit.com

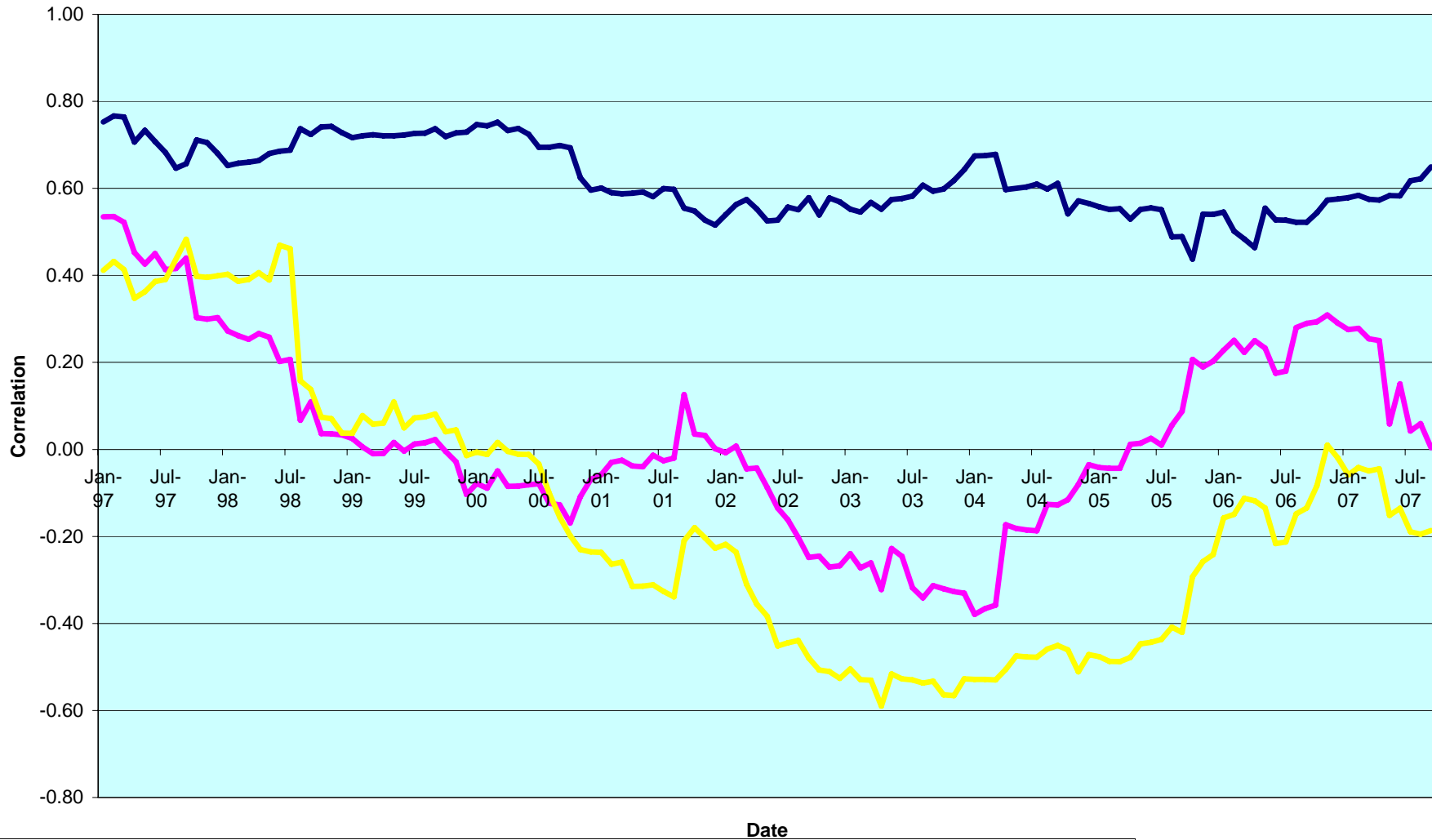
Rolling 10 Years Risk/Return Profiles
Local Currencies - Countries



CONTACT DETAILS:

EPRA: Schiphol Boulevard 283, 1118 BH Schiphol Airport, The Netherlands, T +31 20 405 3830, F +31 20 405 3840, E info@epra.com, W www.epra.com
 NAREIT: 1875 Eye Street, N.W., Suite 600, Washington D.C. 20006, USA, T +1 202 739 9400, F +1 202 739 9401, E info@nareit.com, W www.nareit.com

Real Estate, Equities & Bonds 36 Months Asset Class Correlations (Local) 1997 to Date

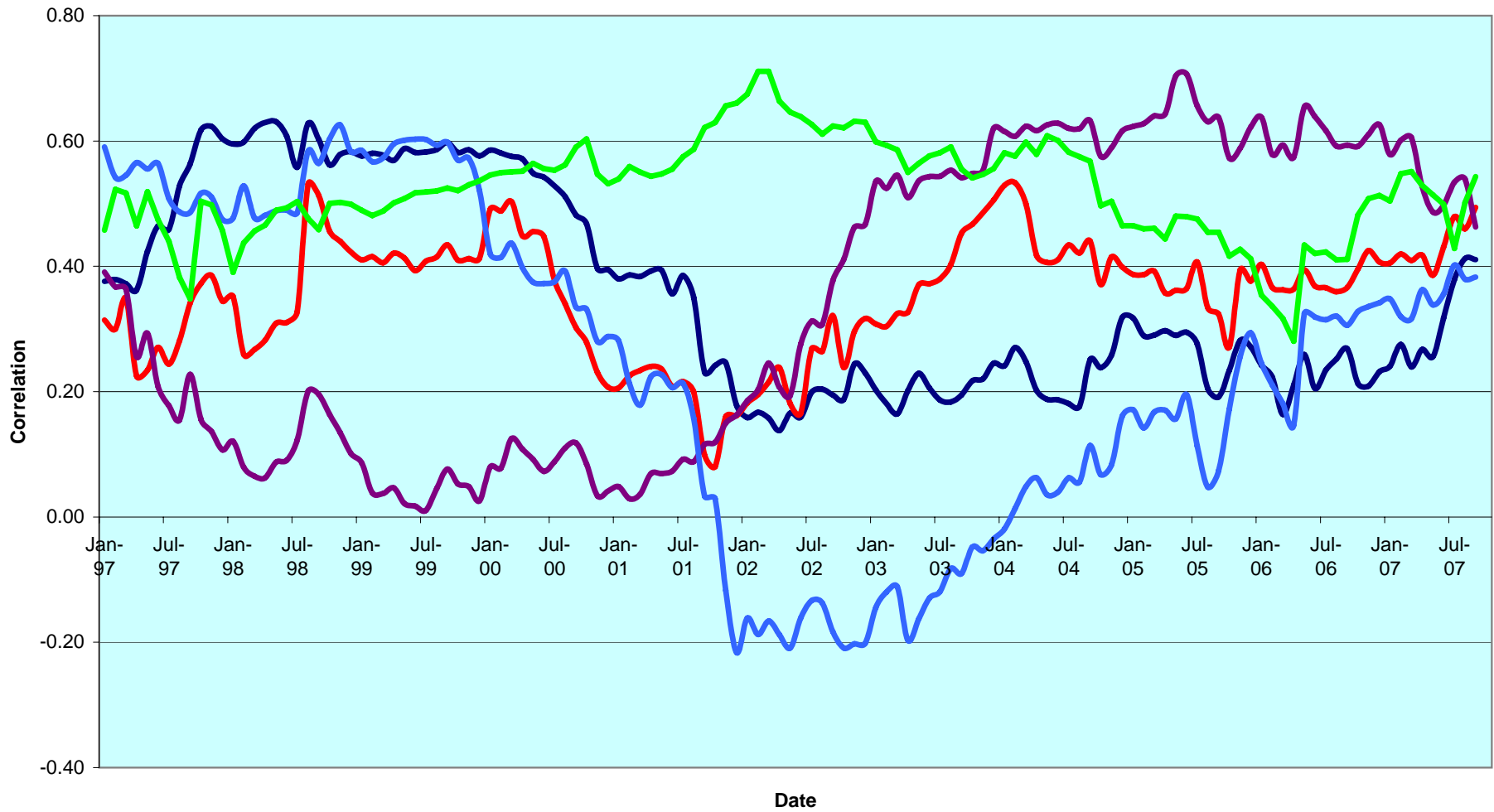


Date

— Global Equities v Global Real Estate
— Global Real Estate v Global Bonds
— Global Equities v Global Bonds

CONTACT DETAILS:
 EPRA: Schiphol Boulevard 283, 1118 BH Schiphol Airport, The Netherlands, T +31 20 405 3830, F +31 20 405 3840, E info@epra.com, W www.epra.com
 NAREIT: 1875 Eye Street, N.W., Suite 600, Washington D.C. 20006, USA, T +1 202 739 9400, F + 1 202 739 9401, E info@nareit.com, W www.nareit.com

**Top 5 Countries v Global Equities 36 Months Correlations (Local)
1997 to Date**

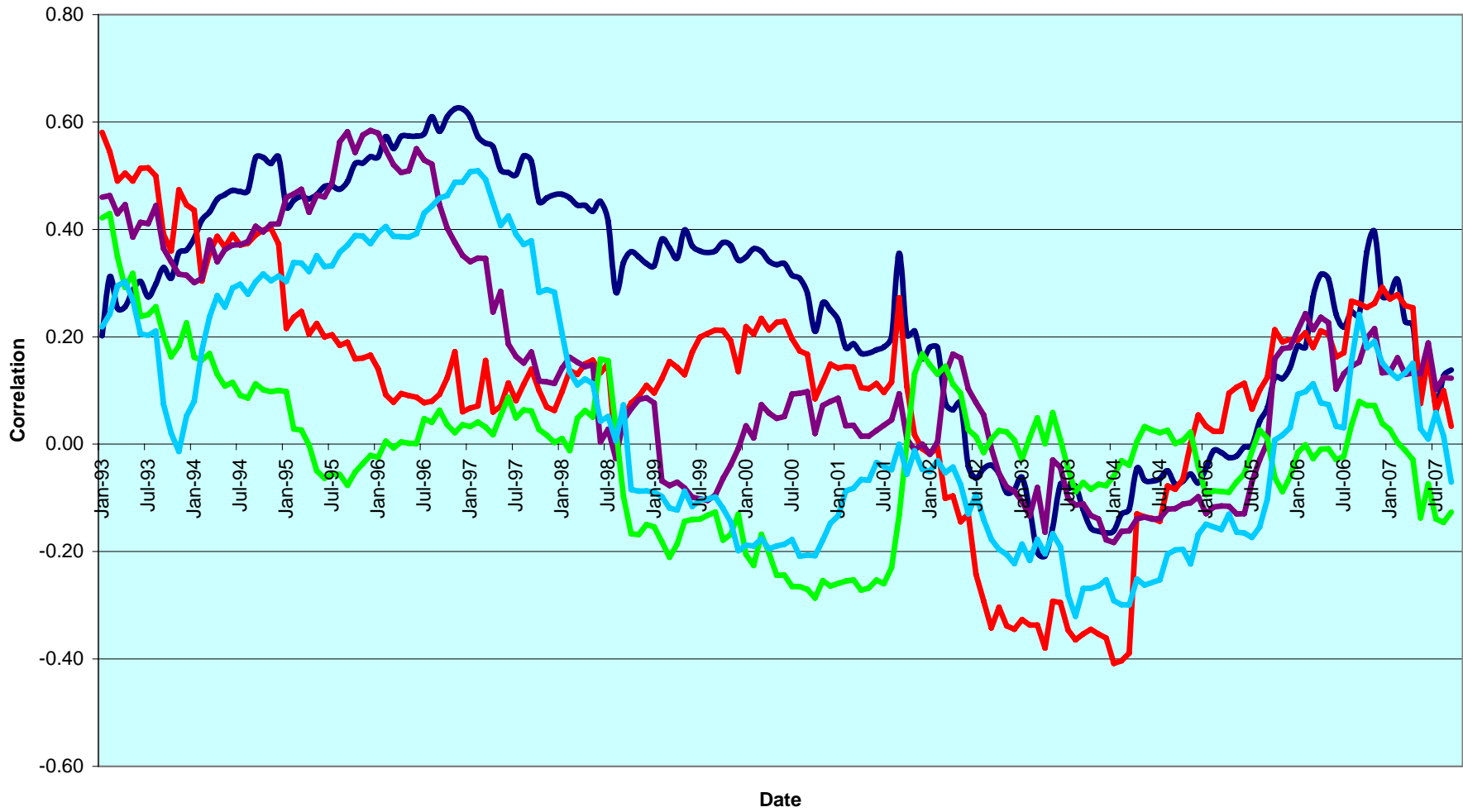


— Global Equities v Australia
 — Global Equities v US
 — Global Equities v UK
 — Global Equities v Japan
 — Global Equities v Hong Kong

CONTACT DETAILS:

EPRA: Schiphol Boulevard 283, 1118 BH Schiphol Airport, The Netherlands, T +31 20 405 3830, F +31 20 405 3840, E info@epra.com, W www.epra.com
 NAREIT: 1875 Eye Street, N.W., Suite 600, Washington D.C. 20006, USA, T +1 202 739 9400, F +1 202 739 9401, E info@nareit.com, W www.nareit.com

**Top 5 Countries v Global Bonds 36 Months Correlations (Local)
1993 to Date**



— Global Bonds v Australia
 — Global Bonds v US
 — Global Bonds v UK
 — Global Bonds v Japan
 — Global Bonds v Hong Kong

CONTACT DETAILS:

EPRA: Schiphol Boulevard 283, 1118 BH Schiphol Airport, The Netherlands, T +31 20 405 3830, F +31 20 405 3840, E info@epra.com, W www.epra.com
 NAREIT: 1875 Eye Street, N.W., Suite 600, Washington D.C. 20006, USA, T +1 202 739 9400, F + 1 202 739 9401, E info@nareit.com, W www.nareit.com

36 Months EUR Correlations

	Global Real Estate	Europe Real Estate	North America Real Estate	Asia Real Estate		Global Equities	Europe Equities	North America Equities	Asia Equities		Global Bonds
Global Real Estate	1.00	0.69	0.94	0.77		0.62	0.48	0.62	0.53		0.07
Europe Real Estate	0.69	1.00	0.54	0.45		0.47	0.52	0.44	0.30		0.13
North America Real Estate	0.94	0.53	1.00	0.57		0.49	0.34	0.56	0.35		0.07
Asia Real Estate	0.77	0.45	0.57	1.00		0.63	0.48	0.54	0.76		0.03
Global Equities	0.62	0.47	0.49	0.63		1.00	0.91	0.96	0.80		-0.25
Europe Equities	0.48	0.52	0.34	0.48		0.91	1.00	0.82	0.63		-0.27
North America Equities	0.62	0.44	0.56	0.54		0.96	0.82	1.00	0.66		-0.22
Asia Equities	0.53	0.30	0.35	0.76		0.80	0.63	0.66	1.00		-0.19
Global Bonds	0.07	0.13	0.07	0.03		-0.25	-0.27	-0.22	-0.19		1.00

CONTACT DETAILS:

EPRA: Schiphol Boulevard 283, 1118 BH Schiphol Airport, The Netherlands, T +31 20 405 3830, F +31 20 405 3840, E info@epra.com, W www.epra.com
 NAREIT: 1875 Eye Street, N.W., Suite 600, Washington D.C. 20006, USA, T +1 202 739 9400, F + 1 202 739 9401, E info@nareit.com, W www.nareit.com

36 Months USD Correlations

	Global Real Estate	Europe Real Estate	North America Real Estate	Asia Real Estate		Global Equities	Europe Equities	North America Equities	Asia Equities		Global Bonds
Global Real Estate	1.00	0.73	0.93	0.77		0.62	0.53	0.61	0.50		0.22
Europe Real Estate	0.73	1.00	0.55	0.50		0.56	0.63	0.51	0.33		0.24
North America Real Estate	0.93	0.55	1.00	0.54		0.45	0.34	0.53	0.29		0.18
Asia Real Estate	0.77	0.50	0.54	1.00		0.64	0.51	0.51	0.76		0.17
Global Equities	0.62	0.56	0.45	0.64		1.00	0.93	0.94	0.76		-0.07
Europe Equities	0.53	0.63	0.34	0.51		0.93	1.00	0.82	0.59		-0.05
North America Equities	0.61	0.51	0.53	0.51		0.94	0.82	1.00	0.57		-0.06
Asia Equities	0.50	0.33	0.29	0.76		0.76	0.59	0.57	1.00		-0.07
Global Bonds	0.22	0.24	0.18	0.17		-0.07	-0.05	-0.06	-0.07		1.00

CONTACT DETAILS:

EPRA: Schiphol Boulevard 283, 1118 BH Schiphol Airport, The Netherlands, T +31 20 405 3830, F +31 20 405 3840, E info@epra.com, W www.epra.com
 NAREIT: 1875 Eye Street, N.W., Suite 600, Washington D.C. 20006, USA, T +1 202 739 9400, F + 1 202 739 9401, E info@nareit.com, W www.nareit.com

36 Months Local Correlations

	Australia	Singapore	Hong Kong	Japan	US	Canada	UK	Switzerland	Sweden	Austria	Netherlands	Norway	Italy	France	Germany	Greece	Poland	Belgium	Denmark	Finland	Global Equities	Global Bonds
Australia	1.00	0.09	0.00	0.19	0.47	0.55	0.46	0.32	0.33	0.33	0.54	0.23	0.47	0.44	0.25	0.22	0.30	0.28	-0.07	0.29	0.23	0.16
Singapore	0.09	1.00	0.46	0.25	0.36	0.40	0.19	0.15	0.31	0.23	0.30	-0.05	0.45	0.34	0.36	0.26	0.45	0.22	-0.02	0.40	0.27	-0.09
Hong Kong	0.00	0.46	1.00	0.18	0.30	0.27	0.07	0.04	0.11	-0.12	0.09	-0.14	0.11	0.10	0.09	0.15	0.12	0.02	0.16	0.03	0.23	0.07
Japan	0.19	0.25	0.18	1.00	0.29	0.37	0.27	0.23	0.22	0.37	0.36	0.02	0.35	0.32	0.26	0.23	0.23	0.39	0.11	0.34	0.43	-0.06
US	0.47	0.36	0.30	0.29	1.00	0.76	0.40	0.34	0.50	0.38	0.47	0.13	0.52	0.55	0.33	0.13	0.69	0.33	0.04	0.34	0.23	0.19
Canada	0.55	0.40	0.27	0.37	0.76	1.00	0.42	0.35	0.47	0.36	0.47	0.12	0.61	0.59	0.42	0.24	0.56	0.47	0.07	0.48	0.39	0.12
UK	0.46	0.19	0.07	0.27	0.40	0.42	1.00	0.53	0.52	0.54	0.64	0.18	0.59	0.64	0.43	0.31	0.37	0.56	0.05	0.56	0.37	0.16
Switzerland	0.32	0.15	0.04	0.23	0.34	0.35	0.53	1.00	0.51	0.58	0.68	0.28	0.61	0.62	0.37	0.46	0.61	0.46	0.12	0.64	0.45	0.02
Sweden	0.33	0.31	0.11	0.22	0.50	0.47	0.52	0.51	1.00	0.39	0.62	0.17	0.54	0.62	0.30	0.39	0.53	0.46	0.04	0.64	0.42	0.00
Austria	0.33	0.23	-0.12	0.37	0.38	0.36	0.54	0.58	0.39	1.00	0.67	0.30	0.63	0.54	0.54	0.29	0.53	0.65	0.15	0.57	0.30	0.01
Netherlands	0.54	0.30	0.09	0.36	0.47	0.47	0.64	0.68	0.62	0.67	1.00	0.20	0.71	0.81	0.45	0.46	0.57	0.67	0.09	0.71	0.41	0.15
Norway	0.23	-0.05	-0.14	0.02	0.13	0.12	0.18	0.28	0.17	0.30	0.20	1.00	0.26	0.29	0.02	0.13	0.06	0.11	-0.11	0.24	0.06	-0.10
Italy	0.47	0.45	0.11	0.35	0.52	0.61	0.59	0.61	0.54	0.63	0.71	0.26	1.00	0.71	0.65	0.36	0.51	0.56	0.09	0.75	0.30	0.05
France	0.44	0.34	0.10	0.32	0.55	0.59	0.64	0.62	0.62	0.54	0.81	0.29	0.71	1.00	0.45	0.40	0.55	0.64	0.01	0.69	0.30	0.15
Germany	0.25	0.36	0.09	0.26	0.33	0.42	0.43	0.37	0.30	0.54	0.45	0.02	0.65	0.45	1.00	0.15	0.46	0.43	0.16	0.57	0.30	-0.06
Greece	0.22	0.26	0.15	0.23	0.13	0.24	0.31	0.46	0.39	0.29	0.46	0.13	0.36	0.40	0.15	1.00	0.40	0.16	-0.17	0.40	0.31	-0.35
Poland	0.30	0.45	0.12	0.23	0.69	0.56	0.37	0.61	0.53	0.53	0.57	0.06	0.51	0.55	0.46	0.40	1.00	0.33	0.01	0.47	0.42	-0.08
Belgium	0.28	0.22	0.02	0.39	0.33	0.47	0.56	0.46	0.46	0.65	0.67	0.11	0.56	0.64	0.43	0.16	0.33	1.00	0.11	0.55	0.33	0.14
Denmark	-0.07	-0.02	0.16	0.11	0.04	0.07	0.05	0.12	0.04	0.15	0.09	-0.11	0.09	0.01	0.16	-0.17	0.01	0.11	1.00	-0.02	0.17	0.07
Finland	0.29	0.40	0.03	0.34	0.34	0.48	0.56	0.64	0.64	0.57	0.71	0.24	0.75	0.69	0.57	0.40	0.47	0.55	-0.02	1.00	0.42	0.03
Global Equities	0.23	0.27	0.23	0.43	0.23	0.39	0.37	0.45	0.42	0.30	0.41	0.06	0.30	0.30	0.30	0.31	0.42	0.33	0.17	0.42	1.00	-0.25
Global Bonds	0.16	-0.09	0.07	-0.06	0.19	0.12	0.16	0.02	0.00	0.01	0.15	-0.10	0.05	0.15	-0.06	-0.35	-0.08	0.14	0.07	0.03	-0.25	1.00

CONTACT DETAILS:

EPRA: Schiphol Boulevard 283, 1118 BH Schiphol Airport, The Netherlands, T +31 20 405 3830, F +31 20 405 3840, E info@epra.com, W www.epra.com
 NAREIT: 1875 Eye Street, N.W., Suite 600, Washington D.C. 20006, USA, T +1 202 739 9400, F +1 202 739 9401, E info@nareit.com, W www.nareit.com

36 Months Local Correlations

	Australia - RE	Australia - ASX	Australia Bds
Australia - RE	1.00	0.35	0.22
Australia - ASX	0.35	1.00	-0.08
Australia Bonds	0.22	-0.08	1.00

	Singapore - RE	Singapore - STI	Singapore Bonds
Singapore - RE	1.00	0.72	0.04
Singapore - STI	0.72	1.00	-0.08
Singapore Bonds	0.04	-0.08	1.00

	Japan - RE	Japan - Nikkei	Japan Bonds
Japan - RE	1.00	0.72	-0.30
Japan - Nikkei	0.72	1.00	-0.43
Japan Bonds	-0.30	-0.43	1.00

	US - RE	US - S&P 500	US Bonds
United States - RE	1.00	0.50	0.19
United States - S&P 500	0.50	1.00	-0.10
United States Bonds	0.19	-0.10	1.00

	HK - RE	HK - Hang Seng	HK Bonds
Hong Kong - RE	1.00	0.77	0.32
Hong Kong - Hang Seng	0.77	1.00	0.37
Hong Kong Bonds	0.32	0.37	1.00

	Canada - RE	Canada - TSX	Canada Bonds
Canada - RE	1.00	0.51	0.25
Canada - TSX	0.51	1.00	0.00
Canada Bonds	0.25	0.00	1.00

CONTACT DETAILS:

EPRA: Schiphol Boulevard 283, 1118 BH Schiphol Airport, The Netherlands, T +31 20 405 3830, F +31 20 405 3840, E info@epra.com, W www.epra.com
 NAREIT: 1875 Eye Street, N.W., Suite 600, Washington D.C. 20006, USA, T +1 202 739 9400, F + 1 202 739 9401, E info@nareit.com, W www.nareit.com

36 Months Local Correlations

	UK - RE	UK - FTSE 100	UK Bonds
UK - RE	1.00	0.48	0.20
UK - FTSE 100	0.48	1.00	-0.18
UK Bonds	0.20	-0.18	1.00

	Sweden - RE	Sweden - OMX	Sweden Bonds
Sweden - RE	1.00	0.54	0.18
Sweden - OMX	0.54	1.00	-0.23
Sweden Bonds	0.18	-0.23	1.00

	Netherlands - RE	Netherlands - AEX	Netherlands Bonds
Netherlands - RE	1.00	0.26	0.17
Netherlands - AEX	0.26	1.00	-0.37
Netherlands Bonds	0.17	-0.37	1.00

	France - RE	France - CAC 40	France Bonds
France - RE	1.00	0.30	0.15
France - CAC 40	0.30	1.00	-0.34
France Bonds	0.15	-0.34	1.00

	Italy - RE	Italy - MIB30	Italy Bonds
Italy - RE	1.00	0.41	0.11
Italy - MIB30	0.41	1.00	-0.03
Italy Bonds	0.11	-0.03	1.00

	Greece - RE	Greece - ASE 20	Greece Bonds
Greece - RE	1.00	0.15	-0.35
Greece - ASE 20	0.15	1.00	-0.01
Greece Bonds	-0.35	-0.01	1.00

CONTACT DETAILS:

EPRA: Schiphol Boulevard 283, 1118 BH Schiphol Airport, The Netherlands, T +31 20 405 3830, F +31 20 405 3840, E info@epra.com, W www.epra.com
 NAREIT: 1875 Eye Street, N.W., Suite 600, Washington D.C. 20006, USA, T +1 202 739 9400, F + 1 202 739 9401, E info@nareit.com, W www.nareit.com

36 Months Local Correlations

	Switzerland - RE	Switzerland - SMI	Switzerland Bonds
Switzerland - RE	1.00	0.36	-NA-
Switzerland - SMI	0.36	1.00	-NA-
Switzerland Bonds	-NA-	-NA-	-NA-

	Belgium - RE	Belgium - BEL 20	Belgium Bonds
Belgium - RE	1.00	0.40	0.18
Belgium - BEL 20	0.40	1.00	-0.15
Belgium Bonds	0.18	-0.15	1.00

	Germany - RE	Germany - DAX	Germany Bonds
Germany - RE	1.00	0.23	-0.04
Germany - DAX	0.23	1.00	-0.46
Germany Bonds	-0.04	-0.46	1.00

	Finland - RE	Finland - HEX 25	Finland Bonds
Finland - RE	1.00	0.45	0.01
Finland - HEX 25	0.45	1.00	-0.32
Finland Bonds	0.01	-0.32	1.00

	Denmark - RE	Denmark - KFX	Denmark Bonds
Denmark - RE	1.00	0.16	0.15
Denmark - KFX	0.16	1.00	0.02
Denmark Bonds	0.15	0.02	1.00

	Austria - RE	Austria - WBI	Austria Bonds
Austria - RE	1.00	0.55	0.05
Austria - WBI	0.55	1.00	0.02
Austria Bonds	0.05	0.02	1.00

CONTACT DETAILS:

EPRA: Schiphol Boulevard 283, 1118 BH Schiphol Airport, The Netherlands, T +31 20 405 3830, F +31 20 405 3840, E info@epra.com, W www.epra.com
 NAREIT: 1875 Eye Street, N.W., Suite 600, Washington D.C. 20006, USA, T +1 202 739 9400, F + 1 202 739 9401, E info@nareit.com, W www.nareit.com

36 Months Local Correlations

	Poland - RE	Poland - WIG 20	Poland Bonds
Poland - RE	1.00	0.37	0.29
Poland - WIG 20	0.37	1.00	0.17
Poland Bonds	0.29	0.17	1.00

	Norway - RE	Norway - OBX	Norway Bonds
Norway - RE	1.00	0.04	-NA-
Norway - OBX	0.04	1.00	-NA-
Norway Bonds	-NA-	-NA-	-NA-

	New Zealand - RE	New Zealand Bonds
New Zealand - RE	1.00	-0.12
New Zealand Bonds	-0.12	1.00

	Spain - RE	Spain - IBEX 35	Spain Bonds
Spain - RE	-NA-	-NA-	-NA-
Spain - IBEX 35	-NA-	1.00	-0.14
Spain Bonds	-NA-	-0.14	1.00

CONTACT DETAILS:

EPRA: Schiphol Boulevard 283, 1118 BH Schiphol Airport, The Netherlands, T +31 20 405 3830, F +31 20 405 3840, E info@epra.com, W www.epra.com
 NAREIT: 1875 Eye Street, N.W., Suite 600, Washington D.C. 20006, USA, T +1 202 739 9400, F + 1 202 739 9401, E info@nareit.com, W www.nareit.com

Section 10
End-of-year Constituents Chart

CONTACT DETAILS:

EPRA: Schiphol Boulevard 283, 1118 BH Schiphol Airport, The Netherlands, T +31 20 405 3830, F +31 20 405 3840, E info@epra.com, W www.epra.com
NAREIT: 1875 Eye Street, N.W., Suite 600, Washington D.C. 20006, USA, T +1 202 739 9400, F + 1 202 739 9401, E info@nareit.com

Number of Constituents by Year

Country	1989	1990	1991	1992	1993	1994	1995	1996	1997	1998	1999	2000	2001	2002	2003	2004	2005	2006	2007	YTD
Australia	5	5	6	5	8	7	9	14	18	19	19	17	24	23	22	15	25	30	26	26
Japan	9	9	10	8	11	11	11	11	8	7	9	8	6	8	7	17	21	26	24	24
Hong Kong	17	17	17	26	35	25	19	29	34	19	20	17	15	10	9	11	13	25	21	21
New Zealand	0	0	0	0	0	0	0	0	0	0	0	0	0	0	0	0	1	1	1	1
Singapore	3	3	3	5	8	7	6	6	5	5	6	5	4	3	3	9	10	13	11	11
Asia	34	34	36	44	62	50	45	60	65	50	54	47	49	44	41	52	70	95	83	83
Austria	0	0	0	0	0	0	0	0	0	0	0	0	1	1	1	1	5	6	5	5
Belgium	1	1	2	2	2	2	3	3	4	3	4	2	1	2	2	4	5	6	6	6
Denmark	0	0	0	1	2	2	2	2	2	2	3	3	2	1	1	2	4	2	2	1
Finland	0	0	0	0	1	1	1	1	1	1	2	2	1	1	1	2	3	3	3	3
France	4	4	4	7	8	9	9	9	10	11	9	6	6	6	6	4	6	10	10	10
Germany	3	3	3	3	3	3	3	4	5	5	5	2	2	2	2	3	3	6	9	9
Greece	0	0	0	0	0	0	0	0	0	0	0	0	0	0	0	2	2	3	2	2
Ireland	2	2	2	2	2	2	2	2	2	2	2	1	1	0	0	0	0	0	0	0
Italy	2	2	2	3	3	3	4	4	4	4	5	2	1	2	3	3	4	4	4	4
Netherlands	5	5	6	7	7	7	8	8	8	8	9	9	9	7	8	8	8	8	8	7
Norway	2	2	2	2	2	2	3	3	3	4	4	2	2	1	1	0	0	2	1	1
Poland	0	0	0	0	0	0	0	0	0	0	0	0	0	0	0	0	1	1	1	1
Portugal	1	1	1	1	1	1	1	1	1	2	2	1	0	0	0	0	0	0	0	0
Spain	2	2	2	2	2	2	2	2	2	3	3	4	3	3	2	2	2	1	1	1
Sweden	4	4	5	6	9	10	12	12	15	17	21	9	9	9	8	5	6	6	6	6
Switzerland	2	2	2	2	2	2	2	2	2	2	2	4	2	4	4	4	4	4	4	4
UK	28	28	28	28	29	30	34	35	40	42	43	36	34	33	30	29	38	41	38	38
Europe	56	56	59	66	73	76	86	88	99	106	114	83	74	72	69	69	91	103	98	98
Canada	1	1	1	1	0	0	0	0	5	5	5	8	7	8	8	12	19	21	17	17
USA	12	12	16	19	25	51	79	88	100	106	101	114	112	108	105	110	127	119	104	104
North America	13	13	17	20	25	51	79	88	105	111	106	122	119	116	113	122	146	140	121	121
Total	103	103	112	130	160	177	210	236	269	267	274	252	242	232	223	243	307	338	302	302

CONTACT DETAILS:

EPRA: Schiphol Boulevard 283, 1118 BH Schiphol Airport, The Netherlands, T +31 20 405 3830, F +31 20 405 3840, E info@epra.com, W www.epra.com
 NAREIT: 1875 Eye Street, N.W., Suite 600, Washington D.C. 20006, USA, T +1 202 739 9400, F + 1 202 739 9401, E i

End-of-Year Constituents Chart

Company	Region	Country	1989	1990	1991	1992	1993	1994	1995	1996	1997	1998	1999	2000	2001	2002	2003	2004	2005	2006	YTD 2007	
Abacus Property Group	Asia	Australia																				
AMP Diversified Property Trust	Asia	Australia																				
AMP Industrial Trust	Asia	Australia																				
AMP Shopping Centre	Asia	Australia																				
Australand Property Group	Asia	Australia																				
Babcock & Brown Japan Property Trust	Asia	Australia																				
Bunnings Warehouse Property Trust	Asia	Australia																				
Centro Properties	Asia	Australia																				
Centro Retail Trust	Asia	Australia																				
Centro Shopping America Trust	Asia	Australia																				
CFS Retail Property Trust	Asia	Australia																				
Colonial First State Properties Trust	Asia	Australia																				
Commonwealth Property Office Fund	Asia	Australia																				
DB RREEF Trust	Asia	Australia																				
Deutsche Diversified Trust	Asia	Australia																				
Deutsche Industrial Trust	Asia	Australia																				
Deutsche Office Trust	Asia	Australia																				
FKP Property Group	Asia	Australia																				
Goodman Group	Asia	Australia																				
GPT Group	Asia	Australia																				
ING Industrial Fund	Asia	Australia																				
ING Office Fund	Asia	Australia																				
ING Real Estate Community Living	Asia	Australia																				
Investa Property Group	Asia	Australia																				
Lend Lease Corp.	Asia	Australia																				
Macquarie Countrywide	Asia	Australia																				
Macquarie DDR	Asia	Australia																				
Macquarie Office	Asia	Australia																				
Macquarie Prologis Trust	Asia	Australia																				
Mirvac Group	Asia	Australia																				
Multiplex Group	Asia	Australia																				
Principal America Office Trust	Asia	Australia																				
Principal Office Trust	Asia	Australia																				
Ronin Property Trust	Asia	Australia																				
Rubicon America Trust	Asia	Australia																				
Rubicon Europe Trust	Asia	Australia																				
Stockland	Asia	Australia																				

CONTACT DETAILS:

EPRA: Schiphol Boulevard 283, 1118 BH Schiphol Airport, The Netherlands, T +31 20 405 3830, F +31 20 405 3840, E info@epra.com, W www.epra.com
 NAREIT: 1875 Eye Street, N.W., Suite 600, Washington D.C. 20006, USA, T +1 202 739 9400, F + 1 202 739 9401, E i

End-of-Year Constituents Chart

Company	Region	Country	1989	1990	1991	1992	1993	1994	1995	1996	1997	1998	1999	2000	2001	2002	2003	2004	2005	2006	YTD 2007	
Sunland Group	Asia	Australia																				
Tishman Speyer Office Fund	Asia	Australia																				
Valad Property Group	Asia	Australia																				
Westfield America	Asia	Australia																				
Westfield Group	Asia	Australia																				
Westfield Holdings	Asia	Australia																				
Westfield Trust	Asia	Australia																				
Agile Property Holdings	Asia	Hong Kong																				
Allied Properties	Asia	Hong Kong																				
Asean Residential	Asia	Hong Kong																				
Asia Oriental	Asia	Hong Kong																				
Asia Standard	Asia	Hong Kong																				
Century City	Asia	Hong Kong																				
Champion REIT	Asia	Hong Kong																				
Cheung Kong Holdings	Asia	Hong Kong																				
Chi Cheung	Asia	Hong Kong																				
China Investment Holdings	Asia	Hong Kong																				
China Land Group	Asia	Hong Kong																				
China Overseas Land & Investment	Asia	Hong Kong																				
China Resources Land	Asia	Hong Kong																				
China State Construction International	Asia	Hong Kong																				
Chinese Estate Holdings	Asia	Hong Kong																				
Chuang's China Investments	Asia	Hong Kong																				
Chuang's Consortium International	Asia	Hong Kong																				
Country Garden	Asia	Hong Kong																				
Dan Form Holdings	Asia	Hong Kong																				
Dynamic Holdings	Asia	Hong Kong																				
Emperor International	Asia	Hong Kong																				
Emperor Investments	Asia	Hong Kong																				
Far East Consortium	Asia	Hong Kong																				
Gold - Face Holdings	Asia	Hong Kong																				
G-Prop Holdings	Asia	Hong Kong																				
Great Eagle Holdings	Asia	Hong Kong																				
GZI REIT	Asia	Hong Kong																				
Hang Lung Group	Asia	Hong Kong																				
Hang Lung Properties	Asia	Hong Kong																				
Henderson China	Asia	Hong Kong																				

CONTACT DETAILS:

EPRA: Schiphol Boulevard 283, 1118 BH Schiphol Airport, The Netherlands, T +31 20 405 3830, F +31 20 405 3840, E info@epra.com, W www.epra.com
 NAREIT: 1875 Eye Street, N.W., Suite 600, Washington D.C. 20006, USA, T +1 202 739 9400, F + 1 202 739 9401, E i

End-of-Year Constituents Chart

Company	Region	Country	1989	1990	1991	1992	1993	1994	1995	1996	1997	1998	1999	2000	2001	2002	2003	2004	2005	2006	YTD 2007
Henderson Investors	Asia	Hong Kong																			
Henderson Land Development	Asia	Hong Kong																			
Heritage International Holdings	Asia	Hong Kong																			
HKR International	Asia	Hong Kong																			
Hon Kwok Land Investments	Asia	Hong Kong																			
Hong Kong Fortune	Asia	Hong Kong																			
Hong Kong Land	Asia	Hong Kong																			
Hong Kong Parkview Group	Asia	Hong Kong																			
Hopson Development Holdings	Asia	Hong Kong																			
Hycomm Wireless	Asia	Hong Kong																			
Hysan Development	Asia	Hong Kong																			
Interchina Holdings	Asia	Hong Kong																			
K Wah International Holdings	Asia	Hong Kong																			
Kerry Properties	Asia	Hong Kong																			
Kowloon Development	Asia	Hong Kong																			
Kwong Sand Hong International	Asia	Hong Kong																			
Lai Fung Holdings	Asia	Hong Kong																			
Lai Sun Development	Asia	Hong Kong																			
Link Real Estate Investment Trust	Asia	Hong Kong																			
Lippo Ltd.	Asia	Hong Kong																			
Liu Chong Hing Investments	Asia	Hong Kong																			
Midland Realty Holdings	Asia	Hong Kong																			
Nam Fong International Holdings	Asia	Hong Kong																			
New Century Group Hong Kong	Asia	Hong Kong																			
New City Beijing Development	Asia	Hong Kong																			
New World China Land	Asia	Hong Kong																			
New World Development	Asia	Hong Kong																			
Pacific Century Premium Development	Asia	Hong Kong																			
Pacific Concord Holdings	Asia	Hong Kong																			
Pearl Oriental Holdings	Asia	Hong Kong																			
Prosperity REIT	Asia	Hong Kong																			
Shanghai Real Estate	Asia	Hong Kong																			
Shenzhen Investment	Asia	Hong Kong																			
Shimao Property Holdings	Asia	Hong Kong																			
Shui On Land	Asia	Hong Kong																			
Silver Grant International	Asia	Hong Kong																			
Sino Land	Asia	Hong Kong																			

CONTACT DETAILS:

EPRA: Schiphol Boulevard 283, 1118 BH Schiphol Airport, The Netherlands, T +31 20 405 3830, F +31 20 405 3840, E info@epra.com, W www.epra.com
 NAREIT: 1875 Eye Street, N.W., Suite 600, Washington D.C. 20006, USA, T +1 202 739 9400, F + 1 202 739 9401, E i

End-of-Year Constituents Chart

Company	Region	Country	1989	1990	1991	1992	1993	1994	1995	1996	1997	1998	1999	2000	2001	2002	2003	2004	2005	2006	YTD 2007
Sun Hung Kai Properties	Asia	Hong Kong																			
Swire Pacific	Asia	Hong Kong																			
The Wharf Holdings	Asia	Hong Kong																			
Wheelock Properties	Asia	Hong Kong																			
Aeon Mall Co. Ltd	Asia	Japan																			
Cesar	Asia	Japan																			
Daibiru Corp.	Asia	Japan																			
Daikyo	Asia	Japan																			
Diamond City	Asia	Japan																			
Goldcrest	Asia	Japan																			
Hankyu Realty	Asia	Japan																			
Heiwa Real Estate	Asia	Japan																			
Japan Prime Realty Investment	Asia	Japan																			
Japan Real Estate Investment Corporation	Asia	Japan																			
Japan Retail Fund Investment	Asia	Japan																			
Kenedix Realty Investment	Asia	Japan																			
Leopalace21 Corp.	Asia	Japan																			
Mitsubishi Estate	Asia	Japan																			
Mitsui Fudosan Co.	Asia	Japan																			
Mitsui Real Estate Sales	Asia	Japan																			
Mori Trust Sogo REIT	Asia	Japan																			
Nippon Building Fund Inc.	Asia	Japan																			
Nippon Commercial Investment	Asia	Japan																			
Nomura Real Estate Office Fund	Asia	Japan																			
NTT Urban Development	Asia	Japan																			
Orix Jreit Inc.	Asia	Japan																			
Premier Investment Co.	Asia	Japan																			
Shoei	Asia	Japan																			
Sumitomo Realty & Development	Asia	Japan																			
Toc Co.	Asia	Japan																			
Tokyo Tatemono	Asia	Japan																			
Tokyu Land	Asia	Japan																			
Tokyu REIT Inc.	Asia	Japan																			
Towa Real Estate Development	Asia	Japan																			
United Urban Investment	Asia	Japan																			
AMP NZ Office Trust	Asia	New Zealand																			
Kiwi Income Property Trust	Asia	New Zealand																			

CONTACT DETAILS:

EPRA: Schiphol Boulevard 283, 1118 BH Schiphol Airport, The Netherlands, T +31 20 405 3830, F +31 20 405 3840, E info@epra.com, W www.epra.com
 NAREIT: 1875 Eye Street, N.W., Suite 600, Washington D.C. 20006, USA, T +1 202 739 9400, F + 1 202 739 9401, E i

End-of-Year Constituents Chart

Company	Region	Country	1989	1990	1991	1992	1993	1994	1995	1996	1997	1998	1999	2000	2001	2002	2003	2004	2005	2006	YTD 2007	
Allgreen Properties	Asia	Singapore																				
Allco Commercial Real Estate	Asia	Singapore																				
Ascendas Real Estate Investment Trust	Asia	Singapore																				
CapitaCommercial Trust	Asia	Singapore																				
Capitaland	Asia	Singapore																				
CapitaMall Trust	Asia	Singapore																				
Fortune REIT	Asia	Singapore																				
Guocoland	Asia	Singapore																				
Hongkong Land Holdings	Asia	Singapore																				
Keppel Land	Asia	Singapore																				
K-REIT Asia	Asia	Singapore																				
Mapletree Logistics Trust	Asia	Singapore																				
Pacific Century Regional Development	Asia	Singapore																				
Singapore Land	Asia	Singapore																				
Suntec REIT	Asia	Singapore																				
Tuan Sing Holdings	Asia	Singapore																				
United Overseas Land	Asia	Singapore																				
Wing Tai Holdings	Asia	Singapore																				
CA Immobilien	Europe	Austria																				
Conwert Immobilien	Europe	Austria																				
Immoeast	Europe	Austria																				
Immofinanz	Europe	Austria																				
Sparkassen Immo Invest	Europe	Austria																				
Sparkassen Immobilien	Europe	Austria																				
Befimmo	Europe	Belgium																				
Bern Comofi	Europe	Belgium																				
Cofinimmo	Europe	Belgium																				
Immobel	Europe	Belgium																				
Intervest Offices	Europe	Belgium																				
Leasinvest	Europe	Belgium																				
Warehouses De Pauw	Europe	Belgium																				
Wereldhave Belgium	Europe	Belgium																				
ES Norden	Europe	Denmark																				
Keops	Europe	Denmark																				
Nordicom	Europe	Denmark																				
Sjaelso Gruppen	Europe	Denmark																				
TK Development	Europe	Denmark																				

CONTACT DETAILS:

EPRA: Schiphol Boulevard 283, 1118 BH Schiphol Airport, The Netherlands, T +31 20 405 3830, F +31 20 405 3840, E info@epra.com, W www.epra.com
 NAREIT: 1875 Eye Street, N.W., Suite 600, Washington D.C. 20006, USA, T +1 202 739 9400, F + 1 202 739 9401, E i

End-of-Year Constituents Chart

Company	Region	Country	1989	1990	1991	1992	1993	1994	1995	1996	1997	1998	1999	2000	2001	2002	2003	2004	2005	2006	YTD 2007
Citycon	Europe	Finland																			
Sponda	Europe	Finland																			
Technopolis	Europe	Finland																			
Acanthe Developpement	Europe	France																			
Affine	Europe	France																			
Fidei	Europe	France																			
Fonciere Des Regions	Europe	France																			
Fonciere Lyonnaise	Europe	France																			
Gecina	Europe	France																			
Icade	Europe	France																			
Klepierre	Europe	France																			
Locafinanciere	Europe	France																			
Mercialys	Europe	France																			
Sefimeg	Europe	France																			
Silic	Europe	France																			
Simco	Europe	France																			
Societe de la Tour Eiffel	Europe	France																			
Sogeparc	Europe	France																			
Sophia	Europe	France																			
Unibail - Rodamco	Europe	France																			
Union Immobiliere de France	Europe	France																			
Alstria Office	Europe	Germany																			
Bau-Verein Zu Hamburg	Europe	Germany																			
CBB Holding	Europe	Germany																			
Colonia Real Estate	Europe	Germany																			
Deutsche Euroshop	Europe	Germany																			
Deutsche Wohnen	Europe	Germany																			
DIC Asset	Europe	Germany																			
Gagfah	Europe	Germany																			
Hamborner	Europe	Germany																			
IVG Immobilien	Europe	Germany																			
Patrizia Immobilien	Europe	Germany																			
RSE Grundbesitz U-Beteiligung	Europe	Germany																			
Vivacon	Europe	Germany																			
Babis Vovos International	Europe	Greece																			
Eurobank Properties Real Estate Investmer	Europe	Greece																			
Lamda Development	Europe	Greece																			

CONTACT DETAILS:

EPRA: Schiphol Boulevard 283, 1118 BH Schiphol Airport, The Netherlands, T +31 20 405 3830, F +31 20 405 3840, E info@epra.com, W www.epra.com
 NAREIT: 1875 Eye Street, N.W., Suite 600, Washington D.C. 20006, USA, T +1 202 739 9400, F + 1 202 739 9401, E i

End-of-Year Constituents Chart

Company	Region	Country	1989	1990	1991	1992	1993	1994	1995	1996	1997	1998	1999	2000	2001	2002	2003	2004	2005	2006	YTD 2007
Dunloe Ewart	Europe	Ireland																			
Green Property	Europe	Ireland																			
Aedes	Europe	Italy																			
Beni Stabili	Europe	Italy																			
Gifim	Europe	Italy																			
Immobiliare Grande Distribution	Europe	Italy																			
Immobiliare Metanopoli	Europe	Italy																			
IPI	Europe	Italy																			
Jolly Hotels	Europe	Italy																			
Pirelli & Co. Real Estate	Europe	Italy																			
Premafin	Europe	Italy																			
Risanamento	Europe	Italy																			
Unione Immobiliare	Europe	Italy																			
AM N.V.	Europe	Netherlands																			
Corio	Europe	Netherlands																			
Eurocommercial Properties	Europe	Netherlands																			
Haslemere	Europe	Netherlands																			
Nieuwe Steen Investments	Europe	Netherlands																			
ProLogis European Properties	Europe	Netherlands																			
Rodamco	Europe	Netherlands																			
Rodamco Europe	Europe	Netherlands																			
Rodamco Retail Nederland	Europe	Netherlands																			
Uni-Invest	Europe	Netherlands																			
Vastned Offices/Industrial	Europe	Netherlands																			
Vastned Retail	Europe	Netherlands																			
Wereldhave	Europe	Netherlands																			
Avantor	Europe	Norway																			
Choice Hotels	Europe	Norway																			
Norgani Hotels	Europe	Norway																			
Norwegian Property	Europe	Norway																			
Olav Thon	Europe	Norway																			
Steen & Strom	Europe	Norway																			
Globe Trade Centre	Europe	Poland																			
Mundicenter	Europe	Portugal																			
Sonae Imobiliaria	Europe	Portugal																			
Inmobiliaria Colonial	Europe	Spain																			
Metrovacesa	Europe	Spain																			

CONTACT DETAILS:

EPRA: Schiphol Boulevard 283, 1118 BH Schiphol Airport, The Netherlands, T +31 20 405 3830, F +31 20 405 3840, E info@epra.com, W www.epra.com
 NAREIT: 1875 Eye Street, N.W., Suite 600, Washington D.C. 20006, USA, T +1 202 739 9400, F + 1 202 739 9401, E i

End-of-Year Constituents Chart

Company	Region	Country	1989	1990	1991	1992	1993	1994	1995	1996	1997	1998	1999	2000	2001	2002	2003	2004	2005	2006	YTD 2007	
Renta Corp Real Estate	Europe	Spain																				
Testa Inmuebles En Renta (Prima Inmobili	Europe	Spain																				
Vallehermoso	Europe	Spain																				
Asticus	Europe	Sweden																				
Bostads AB Drott	Europe	Sweden																				
Castellum	Europe	Sweden																				
Custos	Europe	Sweden																				
Diligentia	Europe	Sweden																				
Dios Anders	Europe	Sweden																				
Fabege	Europe	Sweden																				
Fabege (ex Drott March 2004)	Europe	Sweden																				
Fabege (ex Wihlborgs May 2005)	Europe	Sweden																				
Fast Balder	Europe	Sweden																				
Hufvudstaden A	Europe	Sweden																				
JM	Europe	Sweden																				
Klovern AB	Europe	Sweden																				
Kungsleden	Europe	Sweden																				
Lundbergs B	Europe	Sweden																				
Mandamus Fastigheter	Europe	Sweden																				
Nackebro	Europe	Sweden																				
Norrporten	Europe	Sweden																				
Pandox	Europe	Sweden																				
Piren	Europe	Sweden																				
Platzer	Europe	Sweden																				
Prifast	Europe	Sweden																				
Storheden Fastighets	Europe	Sweden																				
Tornet Fastighets	Europe	Sweden																				
Wihlborgs Fastigheter	Europe	Sweden																				
Allreal Holdings	Europe	Switzerland																				
Intershop B	Europe	Switzerland																				
Maag B	Europe	Switzerland																				
PSP Swiss Property	Europe	Switzerland																				
REG Real Estate Group	Europe	Switzerland																				
Swiss Prime Site	Europe	Switzerland																				
Zueblin Immobilien Holding	Europe	Switzerland																				
Asda Property Holdings	Europe	UK																				
Ashtenne Holdings	Europe	UK																				

CONTACT DETAILS:

EPR: Schiphol Boulevard 283, 1118 BH Schiphol Airport, The Netherlands, T +31 20 405 3830, F +31 20 405 3840, E info@epa.com, W www.epa.com
 NAREIT: 1875 Eye Street, N.W., Suite 600, Washington D.C. 20006, USA, T +1 202 739 9400, F +1 202 739 9401, E i

End-of-Year Constituents Chart

Company	Region	Country	1989	1990	1991	1992	1993	1994	1995	1996	1997	1998	1999	2000	2001	2002	2003	2004	2005	2006	YTD 2007
Assura	Europe	UK																			
Benchmark Group	Europe	UK																			
Big Yellow Group	Europe	UK																			
BPT	Europe	UK																			
British Land Corp.	Europe	UK																			
Brixton	Europe	UK																			
Burford Holdings	Europe	UK																			
Canary Wharf Group	Europe	UK																			
Capital & Regional Property	Europe	UK																			
Capital Shopping Centers	Europe	UK																			
Chelsfield	Europe	UK																			
CLS Holdings	Europe	UK																			
Compco Holdings	Europe	UK																			
Daejan Holdings	Europe	UK																			
Delancey Estates	Europe	UK																			
Dencora	Europe	UK																			
Derwent London Holdings	Europe	UK																			
Development Securities	Europe	UK																			
Eskmuir	Europe	UK																			
F&C Commercial Property Trust	Europe	UK																			
Freeport	Europe	UK																			
Frogmore Estates	Europe	UK																			
Grainger Trust	Europe	UK																			
Grantchester Holdings	Europe	UK																			
Great Portland Estates	Europe	UK																			
Hammerson	Europe	UK																			
Helical Bar	Europe	UK																			
ING UK Real Estate Income Trust	Europe	UK																			
Invista Foundation Property Trust	Europe	UK																			
Invesco UK Property Income Trust	Europe	UK																			
ISIS Property Trust 2 Ltd	Europe	UK																			
ISIS Property Trust Ltd	Europe	UK																			
James Smith Estates	Europe	UK																			
Jermyn Investment Properties	Europe	UK																			
Land Securities Group	Europe	UK																			
Liberty International	Europe	UK																			
London Merchant Securities	Europe	UK																			

CONTACT DETAILS:

EPRA: Schiphol Boulevard 283, 1118 BH Schiphol Airport, The Netherlands, T +31 20 405 3830, F +31 20 405 3840, E info@epra.com, W www.epra.com
 NAREIT: 1875 Eye Street, N.W., Suite 600, Washington D.C. 20006, USA, T +1 202 739 9400, F + 1 202 739 9401, E i

End-of-Year Constituents Chart

Company	Region	Country	1989	1990	1991	1992	1993	1994	1995	1996	1997	1998	1999	2000	2001	2002	2003	2004	2005	2006	YTD 2007
London Merchant Securities Dfd	Europe	UK																			
Mapeley	Europe	UK																			
Marylebone Warwick Balfour Group	Europe	UK																			
McKay Securities	Europe	UK																			
MEPC	Europe	UK																			
Minerva	Europe	UK																			
Moorfield Group	Europe	UK																			
Mucklow (A.& J.) Group	Europe	UK																			
NHP	Europe	UK																			
Pillar Property	Europe	UK																			
Plaza Centers NV	Europe	UK																			
Primary Health Properties	Europe	UK																			
Quintain Estates & Development	Europe	UK																			
Raglan Properties	Europe	UK																			
Saville Gordon Estates	Europe	UK																			
Scottish Met	Europe	UK																			
Shaftesbury	Europe	UK																			
SEGRO	Europe	UK																			
St.Modwen Properties	Europe	UK																			
Standard Life Inv Prop Income Trust	Europe	UK																			
Teesland Advantage Property Income Trus	Europe	UK																			
Tops Estates	Europe	UK																			
Town Centre Securities	Europe	UK																			
UK Balanced Property Trust	Europe	UK																			
UK Commercial Property Trust	Europe	UK																			
Unite Group	Europe	UK																			
Warner Estate Holdings	Europe	UK																			
Wates City of London	Europe	UK																			
Westbury Property Fund	Europe	UK																			
Workspace Group	Europe	UK																			
Alexis Nihon REIT	North America	Canada																			
Allied Properties REIT	North America	Canada																			
Boardwalk Real Estate Investment Trust	North America	Canada																			
BPO Properties	North America	Canada																			
Brookfield Properties Corp.	North America	Canada																			
Calloway REIT	North America	Canada																			
Canadian Apartment Properties REIT	North America	Canada																			

CONTACT DETAILS:

EPRA: Schiphol Boulevard 283, 1118 BH Schiphol Airport, The Netherlands, T +31 20 405 3830, F +31 20 405 3840, E info@epra.com, W www.epra.com
 NAREIT: 1875 Eye Street, N.W., Suite 600, Washington D.C. 20006, USA, T +1 202 739 9400, F + 1 202 739 9401, E i

End-of-Year Constituents Chart

Company	Region	Country	1989	1990	1991	1992	1993	1994	1995	1996	1997	1998	1999	2000	2001	2002	2003	2004	2005	2006	YTD 2007
Canadian Hotel Income Properties REIT	North America	Canada																			
Canadian REIT	North America	Canada																			
Chartwell Seniors Housing REIT	North America	Canada																			
Cominar REIT	North America	Canada																			
Dundee Real Estate Investment Trust	North America	Canada																			
Extendicare Real Estate Investment Trust	North America	Canada																			
First Capital Realty	North America	Canada																			
H & R REIT	North America	Canada																			
InnVest Real Estate Investment Trust	North America	Canada																			
IPC US Real Estate	North America	Canada																			
Legacy Hotels REIT	North America	Canada																			
Morguard Real Estate Investment Trust	North America	Canada																			
Northern Property REIT	North America	Canada																			
O & Y Real Estate	North America	Canada																			
Oxford Properties Group	North America	Canada																			
Primaris Retail REIT	North America	Canada																			
Residential Equities REIT	North America	Canada																			
Retirement Residences REIT	North America	Canada																			
Riocan REIT	North America	Canada																			
Summit Real Estate	North America	Canada																			
Sunrise Senior Living Real Estate	North America	Canada																			
Trizec Hahn Corp.	North America	Canada																			
Acadia Realty	North America	USA																			
Hilltop Holdings	North America	USA																			
Agree Realty	North America	USA																			
Alexanders Inc.	North America	USA																			
Alexandria Real Estate Equity	North America	USA																			
AMB Property	North America	USA																			
American Campus Communities	North America	USA																			
American Financial Realty Trust	North America	USA																			
AMLI Residential Property Trust	North America	USA																			
Anthracite Capital	North America	USA																			
Apartment Investment Management	North America	USA																			
Archstone-Smith Trust	North America	USA																			
Arden Realty	North America	USA																			
Ashford Hospitality Trust	North America	USA																			
Associated Estates Realty	North America	USA																			

CONTACT DETAILS:

EPR: Schiphol Boulevard 283, 1118 BH Schiphol Airport, The Netherlands, T +31 20 405 3830, F +31 20 405 3840, E info@epa.com, W www.epa.com
 NAREIT: 1875 Eye Street, N.W., Suite 600, Washington D.C. 20006, USA, T +1 202 739 9400, F + 1 202 739 9401, E i

End-of-Year Constituents Chart

Company	Region	Country	1989	1990	1991	1992	1993	1994	1995	1996	1997	1998	1999	2000	2001	2002	2003	2004	2005	2006	YTD 2007
Avalonbay Communities	North America	USA																			
Bedford Property Investors	North America	USA																			
BioMed Realty Trust	North America	USA																			
BNP Residential Properties	North America	USA																			
Boca Resorts	North America	USA																			
Boston Property	North America	USA																			
Boykin Lodging	North America	USA																			
Brandywine Realty	North America	USA																			
BRE Properties	North America	USA																			
Burnham Pacific Properties	North America	USA																			
Cabot	North America	USA																			
Camden Property	North America	USA																			
Capital Automotive Trust	North America	USA																			
Carramerica Trust	North America	USA																			
Catellus Development Corp.	North America	USA																			
CBL & Associates Properties	North America	USA																			
Cedar Shopping Centers	North America	USA																			
Center Trust	North America	USA																			
Centerpoint Properties	North America	USA																			
Centracore Properties Trust	North America	USA																			
Charles E Smith Residential Realty	North America	USA																			
Chateau Communities	North America	USA																			
Chelsea Property Group	North America	USA																			
Choice Hotels	North America	USA																			
Colonial Properties	North America	USA																			
Columbia Equity Trust Inc.	North America	USA																			
Cornerstone Realty Income Trust	North America	USA																			
Corporate Office Properties	North America	USA																			
Corrections Corporation of America	North America	USA																			
Cousins Property	North America	USA																			
Crescent Real Estate Equity Corp.	North America	USA																			
Crestline Capital	North America	USA																			
Criimi Mae Inc.	North America	USA																			
Crown American Realty	North America	USA																			
CRT Properties	North America	USA																			
DCT Industrial Trust	North America	USA																			
Developers Diversified Realty	North America	USA																			

CONTACT DETAILS:

EPRA: Schiphol Boulevard 283, 1118 BH Schiphol Airport, The Netherlands, T +31 20 405 3830, F +31 20 405 3840, E info@epra.com, W www.epra.com
 NAREIT: 1875 Eye Street, N.W., Suite 600, Washington D.C. 20006, USA, T +1 202 739 9400, F + 1 202 739 9401, E i

End-of-Year Constituents Chart

Company	Region	Country	1989	1990	1991	1992	1993	1994	1995	1996	1997	1998	1999	2000	2001	2002	2003	2004	2005	2006	YTD 2007
Diamondrock Hospitality	North America	USA																			
Digital Realty Trust	North America	USA																			
Douglas Emmett	North America	USA																			
Duke Realty Corp	North America	USA																			
Dynex Capital	North America	USA																			
Eastgroup Properties	North America	USA																			
Education Realty Trust	North America	USA																			
Entertainment Properties Trust	North America	USA																			
Equity Inns	North America	USA																			
Equity Lifestyle Properties	North America	USA																			
Equity Office Properties	North America	USA																			
Equity One Inc	North America	USA																			
Equity Residential	North America	USA																			
Essex Property Trust	North America	USA																			
Extended Stay America	North America	USA																			
Extra Space Storage	North America	USA																			
Federal Realty Investors	North America	USA																			
FelCor Lodging	North America	USA																			
First Industrial Realty Trust	North America	USA																			
First Potomac Realty Trust	North America	USA																			
Forest City A	North America	USA																			
Franchise Finance Corp. of America	North America	USA																			
Gables Residential Trust	North America	USA																			
General Growth Properties	North America	USA																			
Getty Realty	North America	USA																			
Glenborough Realty Trust	North America	USA																			
Glimcher Realty Trust	North America	USA																			
Global Signal Inc.	North America	USA																			
GMH Communities Trust	North America	USA																			
Golf Trust America	North America	USA																			
Government Properties Trust	North America	USA																			
Great Lakes REIT	North America	USA																			
Health Care Property Investments	North America	USA																			
Healthcare Realty Trust	North America	USA																			
Healthcare REIT	North America	USA																			
Heritage Property Investments	North America	USA																			
Hersha Hospitality Trust A	North America	USA																			

CONTACT DETAILS:

EPRA: Schiphol Boulevard 283, 1118 BH Schiphol Airport, The Netherlands, T +31 20 405 3830, F +31 20 405 3840, E info@epra.com, W www.epra.com
 NAREIT: 1875 Eye Street, N.W., Suite 600, Washington D.C. 20006, USA, T +1 202 739 9400, F + 1 202 739 9401, E i

End-of-Year Constituents Chart

Company	Region	Country	1989	1990	1991	1992	1993	1994	1995	1996	1997	1998	1999	2000	2001	2002	2003	2004	2005	2006	YTD 2007
Highland Hospitality	North America	USA																			
Highwoods Properties	North America	USA																			
Hilton Hotels	North America	USA																			
Home Properties	North America	USA																			
Hospitality Properties Trust	North America	USA																			
Host Hotels & Resorts	North America	USA																			
HRPT Properties	North America	USA																			
Inland Real Estate	North America	USA																			
Innkeepers USA Trust	North America	USA																			
Investors Real Estate Trust	North America	USA																			
IRT Property	North America	USA																			
JDN Realty Corp.	North America	USA																			
JP Realty	North America	USA																			
Keystone Property Trust	North America	USA																			
Kilroy Realty	North America	USA																			
Kimco Realty Corp.	North America	USA																			
Kite Realty Group Trust	North America	USA																			
Konover Property	North America	USA																			
Kramont Realty Trust	North America	USA																			
La Quinta Properties	North America	USA																			
LaSalle Hotel Properties	North America	USA																			
Lexington Realty Trust	North America	USA																			
Liberty Property Trust	North America	USA																			
LTC Properties	North America	USA																			
Macerich	North America	USA																			
Mack Cali Realty	North America	USA																			
Maguire Properties	North America	USA																			
Manor Care	North America	USA																			
Medical Properties Trust	North America	USA																			
Meristar Hospitality	North America	USA																			
Mid-America Apartment Communities	North America	USA																			
Mid-Atlantic Realty Trust	North America	USA																			
Mission West Properties	North America	USA																			
National Golf Properties	North America	USA																			
National Health Investors	North America	USA																			
National Healthcare	North America	USA																			
National Retail Properties	North America	USA																			

CONTACT DETAILS:

EPRA: Schiphol Boulevard 283, 1118 BH Schiphol Airport, The Netherlands, T +31 20 405 3830, F +31 20 405 3840, E info@epra.com, W www.epra.com
 NAREIT: 1875 Eye Street, N.W., Suite 600, Washington D.C. 20006, USA, T +1 202 739 9400, F + 1 202 739 9401, E i

End-of-Year Constituents Chart

Company	Region	Country	1989	1990	1991	1992	1993	1994	1995	1996	1997	1998	1999	2000	2001	2002	2003	2004	2005	2006	YTD 2007
Nationwide Health Properties	North America	USA																			
New Plan Excel Realty Trust	North America	USA																			
Omega Healthcare REIT	North America	USA																			
Orient Express Hotels	North America	USA																			
Pan Pacific Retail Properties	North America	USA																			
Parkway Properties	North America	USA																			
Pennsylvania Real Estate Investment Trust	North America	USA																			
Post Properties	North America	USA																			
Prentiss Properties Trust	North America	USA																			
Prime Group Realty Trust	North America	USA																			
Prime Hospitality	North America	USA																			
Prime Legacy	North America	USA																			
Prologis	North America	USA																			
PS Business Parks	North America	USA																			
Public Storage	North America	USA																			
Ramco-Gershenson Properties	North America	USA																			
Realty Income	North America	USA																			
Reckson Associates Realty Corp. A	North America	USA																			
Reckson Associates Realty Corp. B	North America	USA																			
Regency Centers	North America	USA																			
Republic Property	North America	USA																			
RFS Hotel Investors	North America	USA																			
Saul Centers	North America	USA																			
Senior Housing Property Trust	North America	USA																			
Shurgard Storage Centers	North America	USA																			
Simon Property Group	North America	USA																			
Sizele Property Investors	North America	USA																			
SL Green Realty	North America	USA																			
Sovran Self Storage	North America	USA																			
Spirit Finance Corp.	North America	USA																			
Starwood Hotels & Resorts	North America	USA																			
Storage USA	North America	USA																			
Strategic Hotels & Resorts	North America	USA																			
Summit Properties	North America	USA																			
Sun Communities	North America	USA																			
Sunstone Hotel Investors	North America	USA																			
Tanger Factory Outlet Center	North America	USA																			

CONTACT DETAILS:

EPRA: Schiphol Boulevard 283, 1118 BH Schiphol Airport, The Netherlands, T +31 20 405 3830, F +31 20 405 3840, E info@epra.com, W www.epra.com
 NAREIT: 1875 Eye Street, N.W., Suite 600, Washington D.C. 20006, USA, T +1 202 739 9400, F + 1 202 739 9401, E i

End-of-Year Constituents Chart

Company	Region	Country	1989	1990	1991	1992	1993	1994	1995	1996	1997	1998	1999	2000	2001	2002	2003	2004	2005	2006	YTD 2007
Taubman Centers	North America	USA																			
The Mills Corporation	North America	USA																			
The Rouse Corporation	North America	USA																			
The St. Joe Company	North America	USA																			
Town and Country Trust	North America	USA																			
Trizec Properties	North America	USA																			
Trustreet Properties	North America	USA																			
UDR	North America	USA																			
Universal Health Realty Income	North America	USA																			
Urstadt Biddle Properties	North America	USA																			
U-Store-It Trust	North America	USA																			
Ventas Inc	North America	USA																			
Vornado Realty	North America	USA																			
Washington Real Estate Investments	North America	USA																			
Weingarten Realty Investors	North America	USA																			
Windrose Medical Properties	North America	USA																			
Winston Hotels	North America	USA																			
Winthrop Realty Trust	North America	USA																			
Wyndham International	North America	USA																			

CONTACT DETAILS:

EPR: Schiphol Boulevard 283, 1118 BH Schiphol Airport, The Netherlands, T +31 20 405 3830, F +31 20 405 3840, E info@epa.com, W www.epa.com
 NAREIT: 1875 Eye Street, N.W., Suite 600, Washington D.C. 20006, USA, T +1 202 739 9400, F + 1 202 739 9401, E i

FTSE EPRA/NAREIT Global Real Estate Indices - Bloomberg Ticker Codes



Real Time Indices		
Index	Real Time Indices	Ticker
EPRA/NAREIT Euro Zone (EUR)	EPEU	
EPRA/NAREIT Europe (UK Restr.) (EUR)	EPHG	
EPRA/NAREIT Europe Ex UK (EUR)	EXUK	
EPRA/NAREIT Europe (EUR)	EPRA	
EPRA/NAREIT Europe (USD)	UPRA	
EPRA/NAREIT UK (GBP)	ELUK	
EPRA/NAREIT North America (EUR)	EGNA	
EPRA/NAREIT North America (USD)	UGNA	
EPRA/NAREIT United States (USD)	UNUS	
EPRA/NAREIT Asia (EUR)	EGAS	
EPRA/NAREIT Asia (USD)	UGAS	
EPRA/NAREIT Australia (AUD)	ELAU	
EPRA/NAREIT Global (EUR)	ENGL	
EPRA/NAREIT Global (USD)	UNCL	
EPRA/NAREIT Hong Kong (HKD)	ELHK	
EPRA/NAREIT Japan (JPY)	ELJP	

Net Total Return Indices					
Index	EUR	USD	GBP	JPY	Local
EPRA/NAREIT Europe	NEPRA	NUPRA	NPPRA	NYPRA	-NA-
EPRA/NAREIT Euro Zone	NEPEU	NUPEU	NPEEU	NYPEU	-NA-
EPRA/NAREIT Europe Ex UK	REXUK	NUXUK	NPKUK	NYXUK	-NA-
EPRA/NAREIT Europe Liquid 40 Ex UK	NSXU	NUSXU	NPSXU	NYSXU	-NA-
EPRA/NAREIT Europe Liquid 40	NSSL	NUSSL	NPSSL	NYSLL	-NA-
EPRA/NAREIT UK	NEPUK	NUPUK	NPPUK	NYPUK	-NA-

Price Return Indices (EOD)						Gross Total Return Indices (EOD)					
Index	EUR	USD	GBP	JPY	Local	Index	EUR	USD	GBP	JPY	Local
EPRA/NAREIT Asia	EGAS	UGAS	PGAS	YGAS	-NA-	REGA	RUGA	RPGA	RYAS	-NA-	
EPRA/NAREIT Australia	ENAU	UNAU	PLAU	YLAU	ELAU	REAU	RUAU	RPAU	RYAU	RDAU	
EPRA/NAREIT Austria	EPAS	UPAS	PPAS	YPAS	EPAS	REPAS	RUPAS	RPAS	RYAS	RPAS	
EPRA/NAREIT Belgium	EPBL	UPBL	PPBL	YPBL	EPBL	RPBL	RUPBL	RPPB	RYBL	RPBL	
EPRA/NAREIT Canada	ENCA	UNCA	PLCA	YLCA	ELCA	RCAE	RCAU	RPCA	RYCA	RCAC	
EPRA/NAREIT Denmark	EPDK	UPDK	PLDK	YLDK	ELDK	RPKD	RUPDK	RPLD	RYDK	RLDK	
EPRA/NAREIT Euro Zone	EPEU	UPEU	GPEU	YPEU	EPEU	RPEU	RUPEU	RGPEU	RYEU	RPEU	
EPRA/NAREIT Europe	EPRA	UPRA	CPRA	YPR	-NA-	RPRA	RUPRA	RCRA	RYRA	-NA-	
EPRA/NAREIT Europe (UK Restricted)	EPHG	UPHG	PPHG	YPHG	-NA-	RPHG	RUPH	RPPH	RYPH	-NA-	
EPRA/NAREIT Europe Ex UK	EXUK	LXUK	GXUK	YXUK	-NA-	RXUK	RUXUK	RGXUK	RYXU	-NA-	
EPRA/NAREIT Europe Liquid 40	SSEL	USEL	PSEL	YSEL	-NA-	RSSL	RUSE	RPEL	RYSE	-NA-	
EPRA/NAREIT Europe Liquid 40 Ex UK	SSXU	USXU	PSXU	YSXU	-NA-	RSXU	RUSX	RPXU	RYSX	-NA-	
EPRA/NAREIT Finland	EPFI	UPFI	PPFI	YPFI	EPFI	RPMI	RUPFI	RPPFI	RYFI	RPMI	
EPRA/NAREIT France	EPFR	UPFR	PPFR	YPRF	EPFR	RPMI	RUPFR	RPPFR	RYFR	RPMI	
EPRA/NAREIT Germany	EPGR	UPGR	PPGR	YPRG	EPGR	RPMI	RUPGR	RPPGR	RYGR	RPMI	
EPRA/NAREIT Global	ENGL	UNGL	PNGL	YNGL	-NA-	RNGL	RUGL	RPGL	RYGL	-NA-	
EPRA/NAREIT Global Ex Asia	EGXA	UGXA	PGXA	YGXA	-NA-	REGA	RUGA	RPXA	RYXA	-NA-	
EPRA/NAREIT Global Ex Europe	EGXE	UGXE	PGXE	YGXE	-NA-	REXE	RUXE	RPXE	RYXE	-NA-	
EPRA/NAREIT Global Ex North America	EGXN	UGXN	PGXN	YGXN	-NA-	REXN	RUXN	RPXN	RYXN	-NA-	
EPRA/NAREIT Greece	EPGC	UPGC	PPGC	YPGC	EPGC	RPGC	RUPGC	RPPGC	RYGC	RPGC	
EPRA/NAREIT Hong Kong	ENHK	USHK	PLHK	YLHK	ELHK	REHK	RUHK	RPHK	RYHK	RHHK	
EPRA/NAREIT Ireland	EPRI	UPIR	-NA-	-NA-	-NA-	RPIR	RUPIR	-NA-	-NA-	-NA-	
EPRA/NAREIT Italy	EPIT	UPIT	PPIT	YPIT	EPIT	RPIT	RUPIT	RPPI	RYIT	RPIT	
EPRA/NAREIT Japan	ENJP	UNJP	PLJP	ELJP	ELJP	REJP	RUJP	RPLJ	RYJP	RYJP	
EPRA/NAREIT Netherlands	EPNL	UPNL	PPNL	YPNL	EPNL	RPNL	RUPNL	RPPN	RYNL	RPNL	
EPRA/NAREIT New Zealand	ENNZ	UNNZ	PLNZ	YLNZ	ELNZ	REGNZ	RUNZ	RPNZ	RYNZ	RLPNZ	
EPRA/NAREIT North America	EGNA	UGNA	PGNA	YGNA	-NA-	REGN	RUGN	RPGN	RYNA	-NA-	
EPRA/NAREIT Norway	EPNK	UPNK	-NA-	-NA-	ELNK	RPNK	RUPNK	-NA-	-NA-	RLNK	
EPRA/NAREIT Portugal	EPPT	UPPT	-NA-	-NA-	-NA-	RPPPT	RUPPT	-NA-	-NA-	-NA-	
EPRA/NAREIT Pure Asia	EGPA	UGPA	PGPA	YCPA	-NA-	RGPA	RUPA	RPPA	RYPA	-NA-	
EPRA/NAREIT Pure Australia	EPAU	UPAU	PPAU	YPAU	LP AU	REPAU	RU AU	RPPAU	RYPAU	RLPA	
EPRA/NAREIT Singapore	ENSI	UNSI	PLSI	YLSI	ELSI	RESI	RUSI	RPSI	RYSI	RDSI	
EPRA/NAREIT Spain	EPSP	UPSP	PPSP	YPSP	EPSP	RPSI	RUPSP	RPPS	RYSP	RPSI	
EPRA/NAREIT Sweden	EPSS	UPSD	PPSD	YPSD	ELSD	RPSD	RUPSD	RPLSD	RYSD	RLSD	
EPRA/NAREIT Switzerland	EPSS	UPSW	PPSW	YPSW	ELSW	RPSW	RUPSW	RPLSW	RYSW	RLSW	
EPRA/NAREIT UK	ELUK	ULUK	PLUK	YLUK	ELUK	RPUK	RUPUK	RLUK	RYUK	RLUK	
EPRA/NAREIT United States	ENUS	UNUS	PNUS	YUNUS	UNUS	REUS	RUNUS	RPNUS	RYUS	REUS	

FTSE EPRA/NAREIT Global Real Estate Indices - Reuters Ric Codes



Real Time Indices	
Index	Ticker
EPRA/NAREIT Euro Zone (EUR)	.FTEPEU
EPRA/NAREIT Europe (UK Restr.) (EUR)	.FTEPHG
EPRA/NAREIT Europe Ex UK (EUR)	.FTEXUK
EPRA/NAREIT Europe (EUR)	.FTEPRA
EPRA/NAREIT Europe (USD)	.FTUPRA
EPRA/NAREIT UK (GBP)	.FTELUK
EPRA/NAREIT North America (EUR)	.FTEGNA
EPRA/NAREIT North America (USD)	.FTUGNA
EPRA/NAREIT United States (USD)	.FTUNUS
EPRA/NAREIT Asia (EUR)	.FTEGAS
EPRA/NAREIT Asia (USD)	.FTUGAS
EPRA/NAREIT Australia (AUD)	.FTELAU
EPRA/NAREIT Global (EUR)	.FTEENGL
EPRA/NAREIT Global (USD)	.FTUNCL
EPRA/NAREIT Hong Kong (HKD)	.FTEHKK
EPRA/NAREIT Japan (JPY)	.FTEJLP

Net Total Return Indices					
Index	EUR	USD	GBP	JPY	Local
EPRA/NAREIT Europe	.FTRPRAE	.FTRPRAU	.FTRPRAS	.FTRPRAY	.FTRPRAL
EPRA/NAREIT Euro Zone	.FTRPEUE	.FTRPEUU	.FTRPEUS	.FTRPEUY	.FTRPEUL
EPRA/NAREIT Europe Ex UK	.FTRXUKE	.FTRXUKU	.FTRXUKS	.FTRXUKY	.FTRXUKL
EPRA/NAREIT Europe Liquid 40 Ex UK	.FTRSXUE	.FTRSXUU	.FTRSXUS	.FTRSXUY	.FTRSXUL
EPRA/NAREIT Europe Liquid 40	.FTRSSLE	.FTRSSLU	.FTRSSLS	.FTRSSLY	.FTRSSLL
EPRA/NAREIT UK	.FTRPUKE	.FTRPUKU	.FTRPUKS	.FTRPUKY	.FTRPUKL

Price & Gross Total Return Indices (EOD)					
Index	EUR	USD	GBP	JPY	Local
EPRA/NAREIT Asia	.FTEGASE	.FTEGASU	.FTEGASS	.FTEGASY	.FTEGASL
EPRA/NAREIT Australia	.FTELAUE	.FTELAUU	.FTELAUS	.FTELAUY	.FTELAUL
EPRA/NAREIT Austria	.FTEPASE	.FTEPASU	.FTEPASS	.FTEPASY	.FTEPASL
EPRA/NAREIT Belgium	.FTEPBLE	.FTEPBLU	.FTEPBLS	.FTEPBLY	.FTEPBLL
EPRA/NAREIT Canada	.FTECAE	.FTECAU	.FTECAS	.FTECAY	.FTECAL
EPRA/NAREIT Denmark	.FTELDKE	.FTELDKU	.FTELDKS	.FTELDKY	.FTELDKL
EPRA/NAREIT Euro Zone	.FTEPEUE	.FTEPEUU	.FTEPEUS	.FTEPEUY	.FTEPEUL
EPRA/NAREIT Europe (UK Restricted)	.FTEPHGE	.FTEPHGU	.FTEPHGS	.FTEPHGY	.FTEPHGL
EPRA/NAREIT Europe Ex UK	.FTEXUKE	.FTEXUKU	.FTEXUKS	.FTEXUKY	.FTEXUKL
EPRA/NAREIT Europe	.FTEPRAE	.FTEPRAU	.FTEPRAS	.FTEPRAY	.FTEPRAL
EPRA/NAREIT Europe Liquid 40 Ex UK	.FTSSXUE	.FTSSXUU	.FTSSXUS	.FTSSXUY	.FTSSXUL
EPRA/NAREIT Europe Liquid 40	.FTSSELE	.FTSSELU	.FTSSELS	.FTSSELY	.FTSSELL
EPRA/NAREIT Finland	.FTEPFIE	.FTEPFIU	.FTEPFIS	.FTEPFYI	.FTEPFIL
EPRA/NAREIT France	.FTEPFRE	.FTEPFRU	.FTEPFRS	.FTEPFYI	.FTEPFIL
EPRA/NAREIT Germany	.FTEPGRE	.FTEPGRU	.FTEPGRS	.FTEPGRY	.FTEPGRIL
EPRA/NAREIT Global Ex Asia	.FTEGXAE	.FTEGXAU	.FTEGXAS	.FTEGXAY	.FTEGXAL
EPRA/NAREIT Global Ex Europe	.FTEGXEE	.FTEGXEU	.FTEGXES	.FTEGXEY	.FTEGXEL
EPRA/NAREIT Global Ex North America	.FTEGXNE	.FTEGXNU	.FTEGXNS	.FTEGXNY	.FTEGXNL
EPRA/NAREIT Global	.FTEENGL	.FTEENGLU	.FTEENGLS	.FTEENGLY	.FTEENGLL
EPRA/NAREIT Greece	.FTEPGCE	.FTEPGCU	.FTEPGCS	.FTEPGCY	.FTEPGCL
EPRA/NAREIT Hong Kong	.FTEHKE	.FTEHKKU	.FTEHKS	.FTEHKEY	.FTEHKKL
EPRA/NAREIT Ireland	.FTEPIRE	.FTEPIRU	.FTEPIRS	.FTEPIRY	.FTEPIRL
EPRA/NAREIT Italy	.FTEPITE	.FTEPITU	.FTEPITS	.FTEPITY	.FTEPITL
EPRA/NAREIT Japan	.FTEJPE	.FTEJPU	.FTEJPS	.FTEJPY	.FTEJPL
EPRA/NAREIT Netherlands	.FTEPNLE	.FTEPNLU	.FTEPNLS	.FTEPNLY	.FTEPNLL
EPRA/NAREIT New Zealand	.FTELNZE	.FTELNZU	.FTELNZS	.FTELNZY	.FTELNZL
EPRA/NAREIT North America	.FTEGNAE	.FTEGNAU	.FTEGNAS	.FTEGNAY	.FTEGNAL
EPRA/NAREIT Norway	.FTELNKE	.FTELNKU	.FTELNKS	.FTELNKY	.FTELNKL
EPRA/NAREIT Portugal	.FTEPPT	.FTEPPTU	.FTEPPTS	.FTEPPTY	.FTEPPTL
EPRA/NAREIT Pure Asia	.FTEGPAE	.FTEGPAU	.FTEGPAS	.FTEGPAY	.FTEGPAL
EPRA/NAREIT Pure Australia	.FTEPAUE	.FTEPAUU	.FTEPAUS	.FTEPAUY	.FTEPAUL
EPRA/NAREIT Singapore	.FTELSIE	.FTELSIU	.FTELSIS	.FTELSYI	.FTELSIL
EPRA/NAREIT Spain	.FTEPSPE	.FTEPSPU	.FTEPSPS	.FTEPSPY	.FTEPSPL
EPRA/NAREIT Sweden	.FTELSDE	.FTELSDU	.FTELSDS	.FTELSDY	.FTELSDL
EPRA/NAREIT Switzerland	.FTELSWE	.FTELSWU	.FTELSWS	.FTELSWY	.FTELSWL
EPRA/NAREIT UK	.FTELUKE	.FTELUKU	.FTELUKS	.FTELUKY	.FTELUKL
EPRA/NAREIT United States	.FTUNUSE	.FTUNUSU	.FTUNUSS	.FTUNUSY	.FTUNUSL

CONTACT DETAILS:

EPRA: Schiphol Boulevard 283, 1118 BH Schiphol Airport, The Netherlands, T +31 20 405 3830, F +31 20 405 3840, E info@epra.com, W www.epra.com
 NAREIT: 1875 Eye Street, N.W., Suite 600, Washington D.C. 20006, USA, T +1 202 739 9400, F +1 202 739 9401, E info@nareit.com, W www.nareit.com

Contacts

UK

Client Services
FTSE
Podium Floor
St. Alphage House
2 Fore Street
London, EC2Y 5DA
UK
+44 (0) 20 7448 1810
+44 (0) 20 7448 1804 (fax)

France

Client Services
FTSE
40 rue La Boétie
75008 Paris
FRANCE
+33 (0) 1 53 76 82 88
+33 (0) 1 53 76 82 71 (fax)

Spain

Client Services
FTSE
Paseo de la Castellana 66,
28046 Madrid,
Spain
+34 (0) 91 411 37 87

Germany

Client Services
FTSE
Nibelungenplatz 3
60318 Frankfurt
GERMANY
+49 69 15685143
+49 69 15976604 (fax)

Japan

Client Services
FTSE
Yamato Seimei Building 21F,
1-1-7 Uchisaiwaicho,
Chiyoda-Ku,
Tokyo
JAPAN
+81 3 3581 2811
+81 3 3581 1423 (fax)

Hong Kong

Client Services
FTSE
Suite 609-612
One International Finance Centre
Hong Kong
+852 2230 5800
+852 2230 5804 (fax)
In Singapore please ring +65 223 3738

USA – East Coast

Client Services
FTSE
1330 Avenue of the Americas,
10th Floor,
New York,
New York 10019
+(1) 212 641 6160
+(1) 212 641 6190 (fax)

USA – West Coast

Client Services
FTSE Americas Inc.
251 Post Street,
Suite 200,
San Francisco, CA 94108
USA
+1 415 445 5660
+1 415 445 5666 (fax)

CONTACT DETAILS:

EPRA: Schiphol Boulevard 283, 1118 BH Schiphol Airport, The Netherlands, T +31 20 405 3830, F +31 20 405 3840, E info@epra.com, W www.epra.com
NAREIT: 1875 Eye Street, N.W., Suite 600, Washington D.C. 20006, USA, T +1 202 739 9400, F +1 202 739 9401, E info@nareit.com, W www.nareit.com

Disclaimer

© FTSE International Limited ("FTSE") 2005. All rights reserved.

"FTSE®" is a registered trade mark of the London Stock Exchange Plc and The Financial Times Limited and is used by FTSE under licence. "NAREIT®" is the trade mark of the National Association of Real Estate Investment Trusts and "EPRA®" is the trade mark of the European Public Real Estate Association. The FTSE EPRA/NAREIT Global Real Estate Index Series (the "Index Series") is calculated by FTSE. All rights in and to the Index Series vest in FTSE and/or its relevant partners. No part of this publication may be reproduced, stored in retrieval system or transmitted by any other form or means whether electronic, mechanical, photocopying, recording or otherwise without the prior permission of FTSE. All information is provided for information purposes only. Whilst every effort is made to ensure that all information given by FTSE in this publication is accurate, no responsibility or liability can be accepted by FTSE for any errors or for any loss arising from use of this publication. Distribution of FTSE index values and the use of FTSE indices to create financial products requires a licence with FTSE.

CONTACT DETAILS:

EPRA: Schiphol Boulevard 283, 1118 BH Schiphol Airport, The Netherlands, T +31 20 405 3830, F +31 20 405 3840, E info@epra.com, W www.epra.com
NAREIT: 1875 Eye Street, N.W., Suite 600, Washington D.C. 20006, USA, T +1 202 739 9400, F + 1 202 739 9401, E info@nareit.com, W www.nareit.com