



EPRA

European Public Real Estate Association

Monthly Index Chart Book

October 2008

MONTHLY INDEX CHART BOOK

In association with:



Introduction

This Index Chart Book is intended to run in parallel with the *EPRA Statistical Bulletin* and *Monthly Review*. While the bulletin focuses on performance, this index chart book will use the same data in an effort to identify historical trends and indicators on the index series. In this quick commentary, we will each month highlight a particular graph, either for explanation or for noteworthy developments when compared to the previous month.

Graph

This month's highlighted graph is Graph 5, the Relative Strength Indicator for the FTSE EPRA/NAREIT Global index, as shown on the right.

Explanation

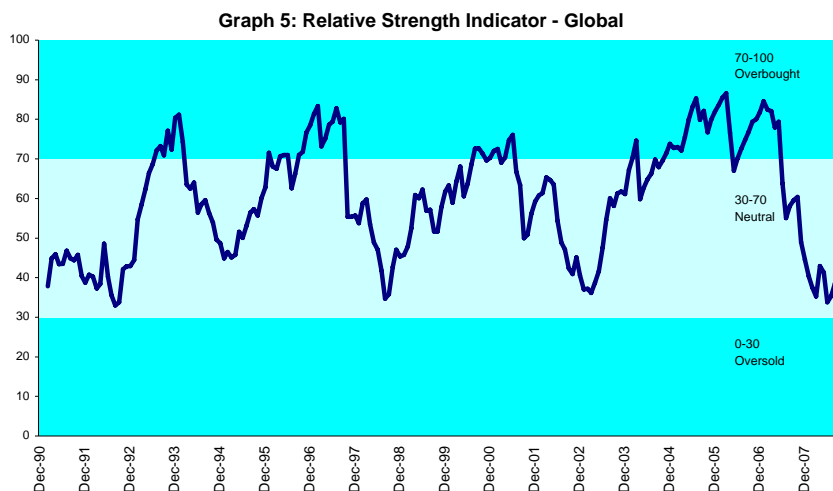
The RSI is an index between 0 and 100 that shows the price strength of the index by comparing upward and downward movements. If the index is in the 0-30 region, the market is oversold and if the index is in the 70-100 range, the market is overbought.

The graph clearly shows that the global market has been overbought in the period 2003-2006, but following the difficult year 2007 and 2008 YTD, the market has reversed and has now reached a level below 30, and according to the theory/model the market can now be classified as being oversold. From a regional point-of-view, both Asia (graph 28) and Europe (graph 49) are oversold at the moment, whereas North America (graph 70) is still barely in neutral territory.

In Europe, markets such as the heavily weighted UK (graph 159), France (graph 124), Italy (graph 138) and Germany (graph 131) are the driving force behind these dropping RSI-values, and in Asia, Australia (graph 89) and Singapore (graph 110) seem to be responsible.

Other developments

The negative performance of the index in October (especially in Europe: October 2008 was the worst performing month since the start of the index in December 1989), of course also has its consequences on other technical indicators.



When we look at the 5 Year Moving Average Oscillator, the oscillator has dropped below a level of 0 for the Global (graph 3), European (graph 47) and North American (graph 68) regions, indicating a full downward trend. Only Asia (graph 26) remains in the positive, although it is fast reaching the level of 0.

The average true range in October has reached record levels since the start of the index for Global (graph 4), Asia (graph 27) and Europe (graph 48), and North America (graph 69) is nearing its record level, indicating increased volatility. This increase in volatility is confirmed by a number of other indicators. For instance, graph 23 shows the candlesticks for the global index. The larger the candlesticks are, the larger the differences were between the intra-day open, high, low and closing prices.

Regarding dividend yields, Australia still springs out. Graph 35 compares the dividend yield for Asian countries, and although all Asian countries have bottomed out and now show rising dividend yields, the Australian yield has jumped to the highest level since December 1991. North American countries (graph 77) and European countries (graph 56) also show steadily rising yields, with Sweden and The Netherlands rising to March 2004 and March 2005 levels.

DATE: OCTOBER 2008 CONTACT DETAILS:

EPRA: Schiphol Boulevard 283, 1118 BH Schiphol Airport, The Netherlands, T +31 20 405 3830, F +31 20 405 3840, E info@epra.com, W www.epra.com
 NAREIT: 1875 Eye Street, N.W., Suite 600, Washington D.C. 20006, USA, T +1 202 739 9400, F + 1 202 739 9401, E info@nareit.com, W www.nareit.com

Contents

Page	4	Section 1 - Global	Page	57	Section 5.9 - Netherlands
Page	11	Section 2 - Asia	Page	60	Section 5.10 - Sweden
Page	18	Section 3 - Europe	Page	63	Section 5.11 - United Kingdom
Page	25	Section 4 - North America	Page	66	Section 5.12 - Canada
Page	32	Section 5 - Individual Countries	Page	69	Section 5.13 - United States
Page	33	Section 5.1 - Australia	Page	72	Section 6 - End of Year Constituents Chart
Page	36	Section 5.2 - Hong Kong	Page	90	Section 7 - Details on Methodology
Page	39	Section 5.3 - Japan	Page	94	Section 8 - Data Vendor Codes
Page	42	Section 5.4 - Singapore	Page	105	Contacts
Page	45	Section 5.5 - Belgium	Page	106	Disclaimer
Page	48	Section 5.6 - France			
Page	51	Section 5.7 - Germany			
Page	54	Section 5.8 - Italy			

For an explanation of the graphs and details on the calculation, please refer to Section 7.

A disclaimer applies to this document. Please refer to pages 106 and 107.

DATE: OCTOBER 2008 CONTACT DETAILS:

EPRA: Schiphol Boulevard 283, 1118 BH Schiphol Airport, The Netherlands, T +31 20 405 3830, F +31 20 405 3840, E info@epra.com, W www.epra.com
NAREIT: 1875 Eye Street, N.W., Suite 600, Washington D.C. 20006, USA, T +1 202 739 9400, F + 1 202 739 9401, E info@nareit.com, W www.nareit.com

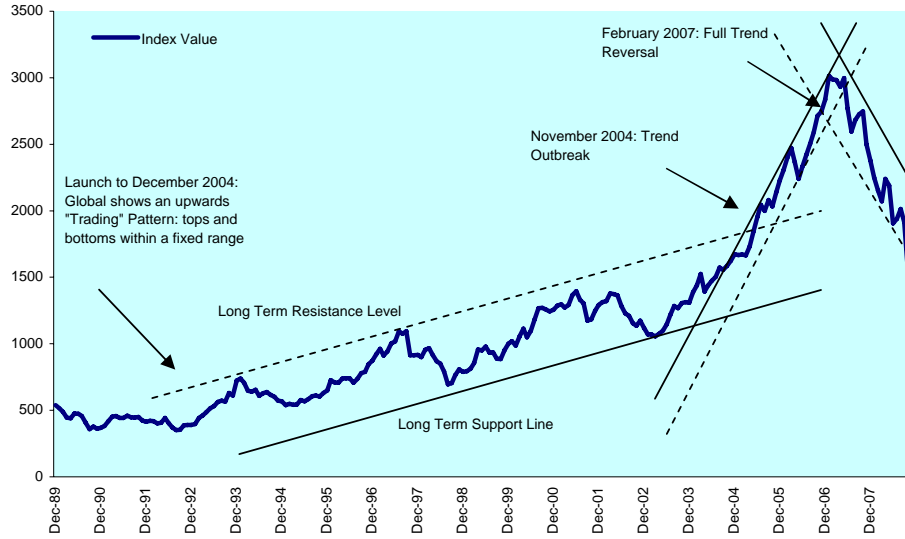
Section 1

Global

DATE: OCTOBER 2008 CONTACT DETAILS:

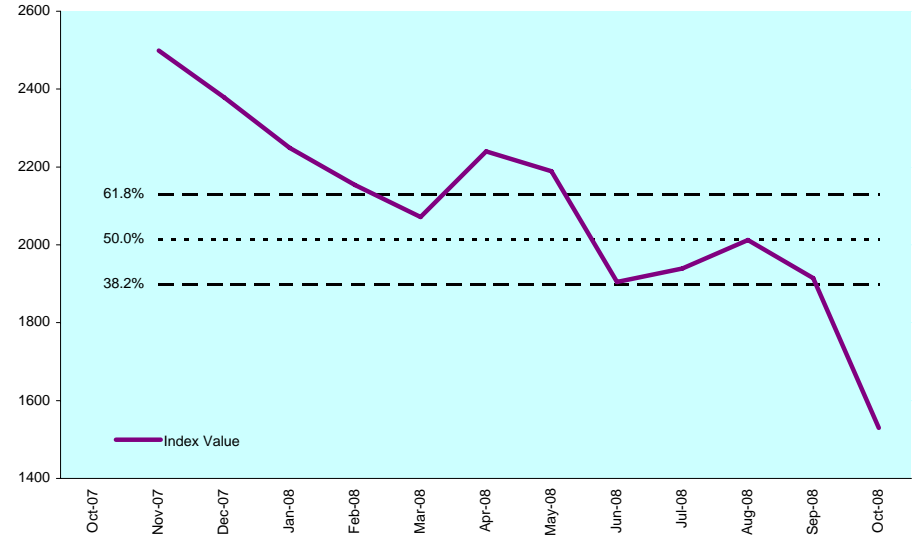
EPRA: Schiphol Boulevard 283, 1118 BH Schiphol Airport, The Netherlands, T +31 20 405 3830, F +31 20 405 3840, E info@epra.com, W www.epra.com
NAREIT: 1875 Eye Street, N.W., Suite 600, Washington D.C. 20006, USA, T +1 202 739 9400, F + 1 202 739 9401, E info@nareit.com, W www.nareit.com

Graph 1: Long Term Technical Analysis - Global ***

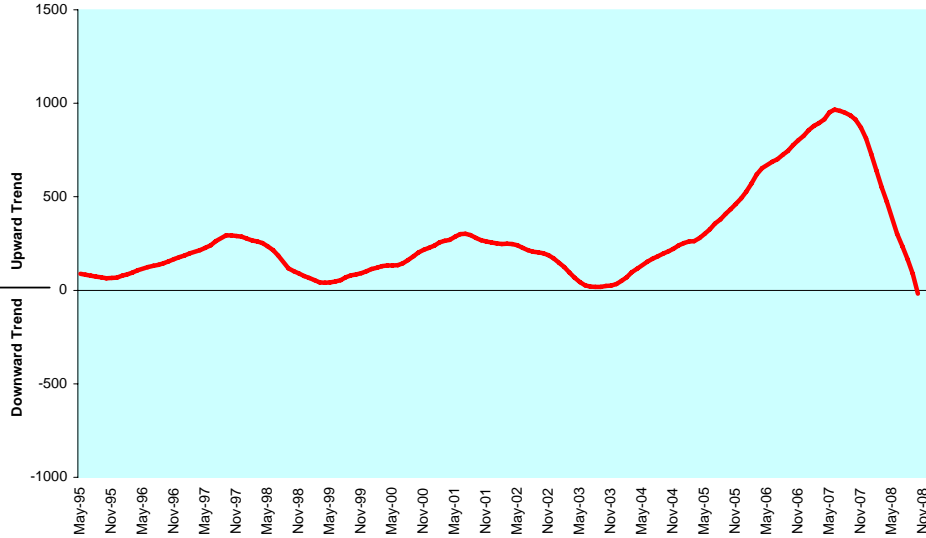


*** A disclaimer applies to this graph. Please refer to pages 106 and 107.

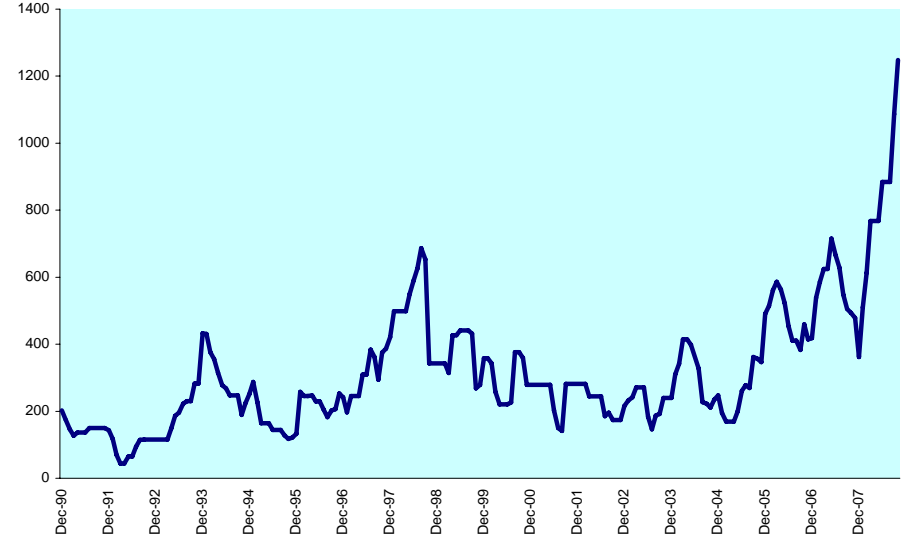
Graph 2: 1Y Retracement Levels - Global



Graph 3: Moving Averages: 5 Year vs 1 Year Oscillator - Global



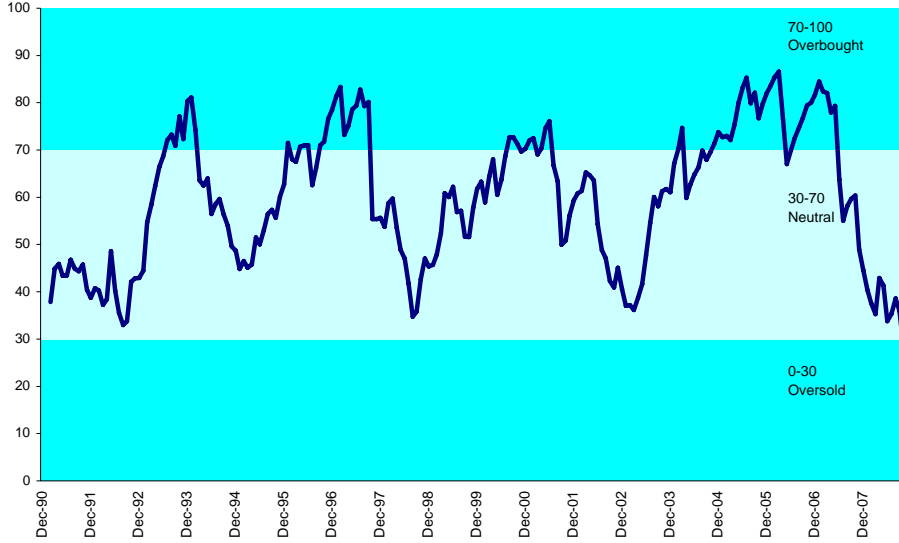
Graph 4: Average True Range (Index Points) - Global



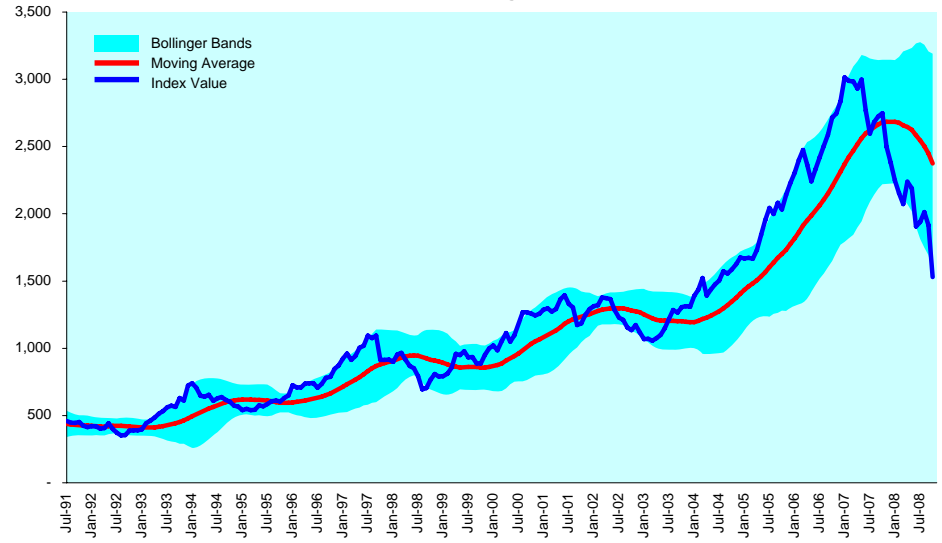
DATE: OCTOBER 2008 CONTACT DETAILS:

EPRA: Schiphol Boulevard 283, 1118 BH Schiphol Airport, The Netherlands, T +31 20 405 3830, F +31 20 405 3840, E info@epra.com, W www.epra.com
 NAREIT: 1875 Eye Street, N.W., Suite 600, Washington D.C. 20006, USA, T +1 202 739 9400, F +1 202 739 9401, E info@nareit.com, W www.nareit.com

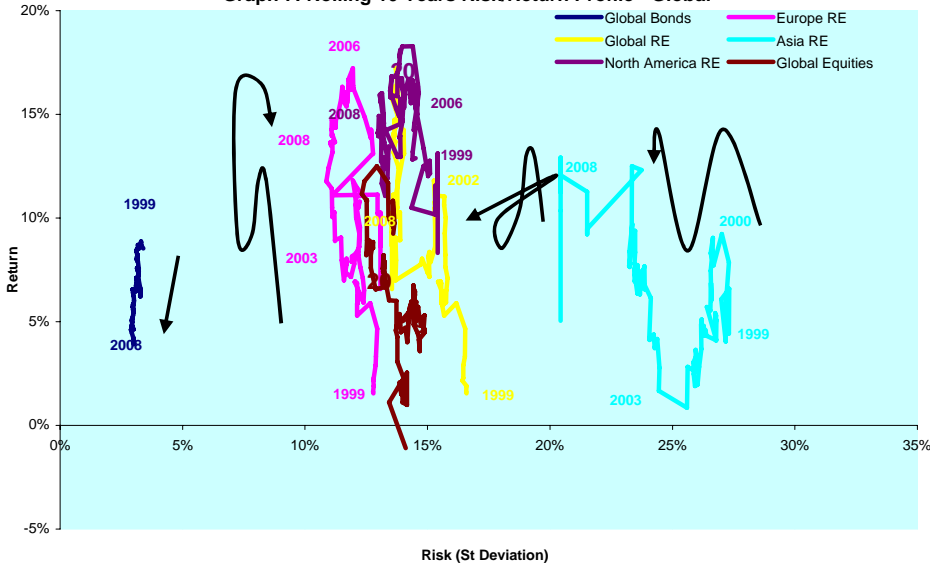
Graph 5: Relative Strength Indicator - Global



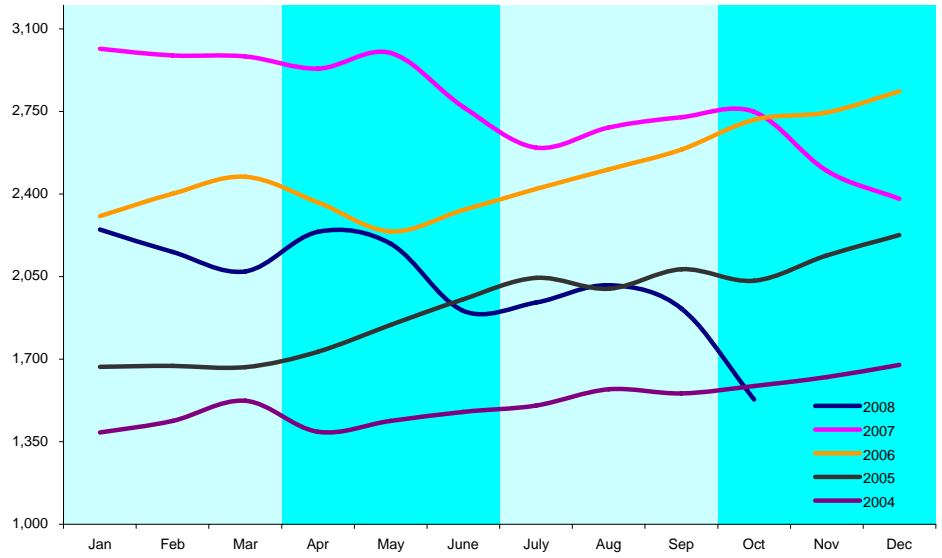
Graph 6: 20 Month Bollinger Bands - Global



Graph 7: Rolling 10 Years Risk/Return Profile - Global



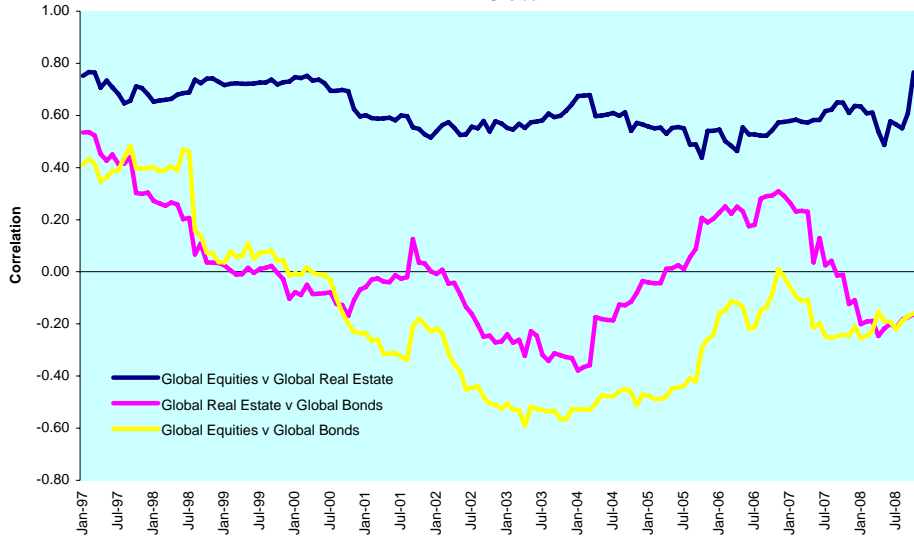
Graph 8: Seasonality Chart - Global



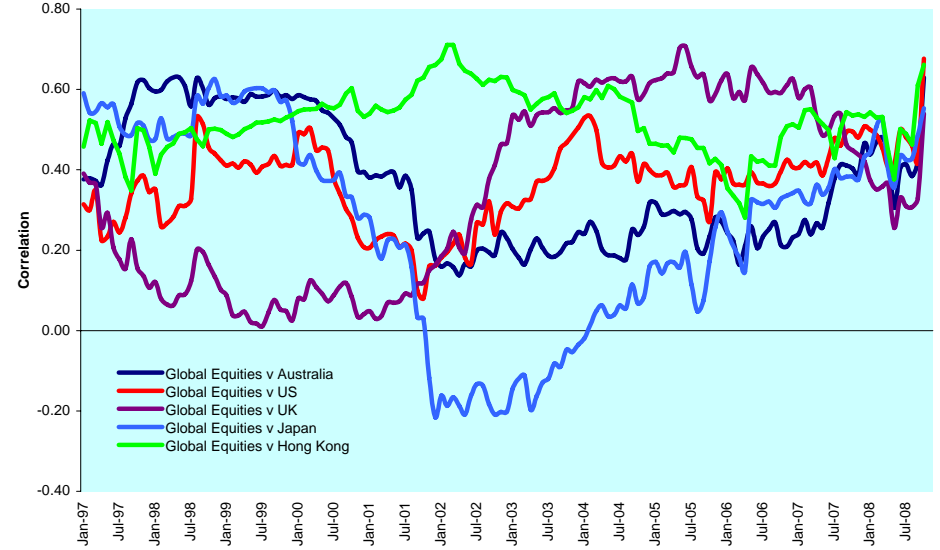
DATE: OCTOBER 2008 CONTACT DETAILS:

EPRA: Schiphol Boulevard 283, 1118 BH Schiphol Airport, The Netherlands, T +31 20 405 3830, F +31 20 405 3840, E info@epra.com, W www.epra.com
 NAREIT: 1875 Eye Street, N.W., Suite 600, Washington D.C. 20006, USA, T +1 202 739 9400, F + 1 202 739 9401, E info@nareit.com, W www.nareit.com

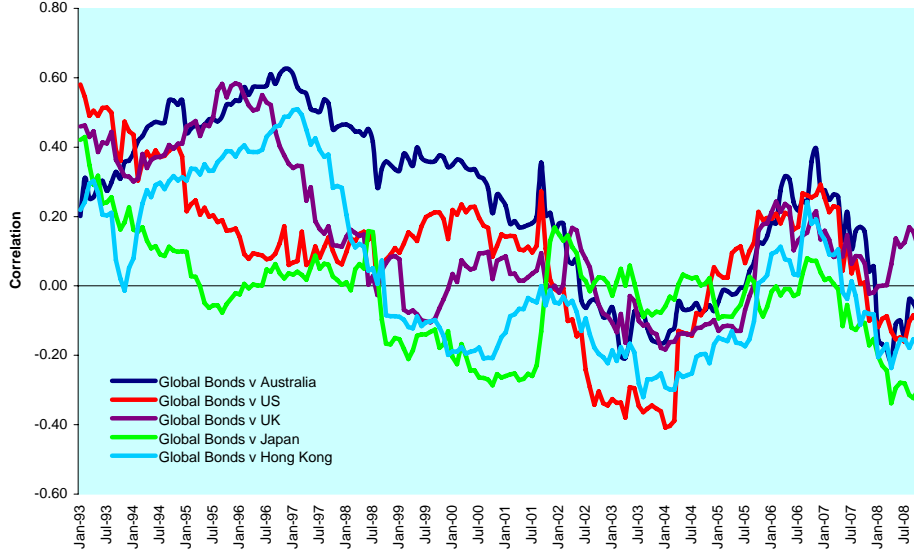
Graph 9: Real Estate, Equities & Bonds: 36 Months Asset Class Correlations - Global



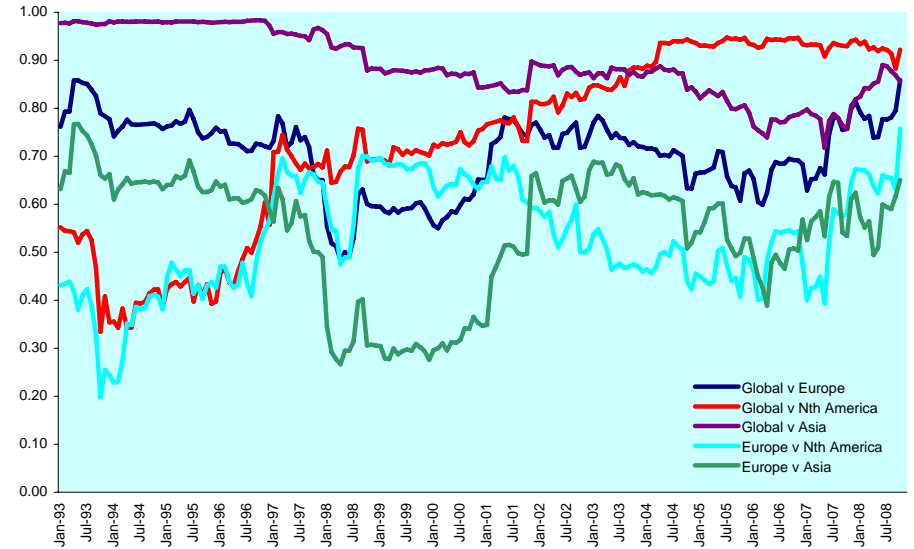
Graph 10: Top 5 Countries vs. Global Equities: 36 Months Correlations - Global



Graph 11: Top 5 Countries vs. Global Bonds: 36 Months Correlations - Global



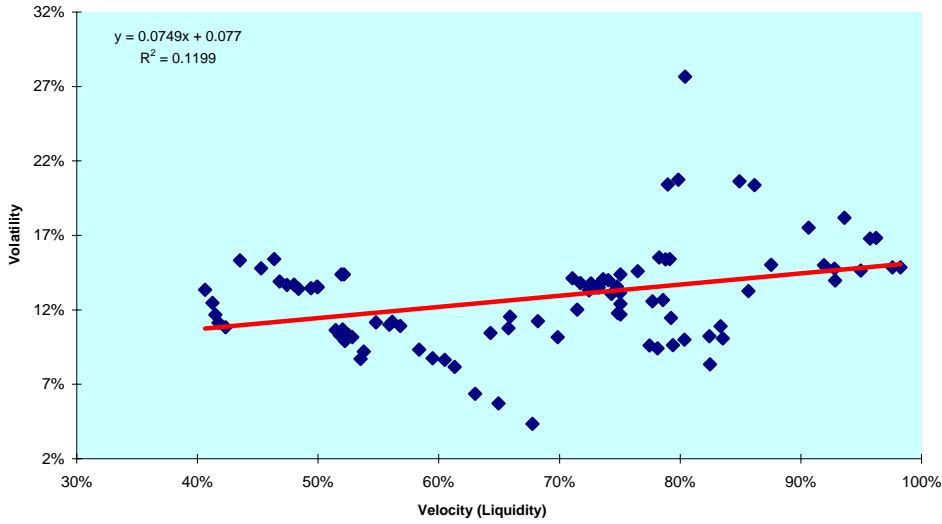
Graph 12: Global & Regional 36 Months Correlations (EUR) - Global



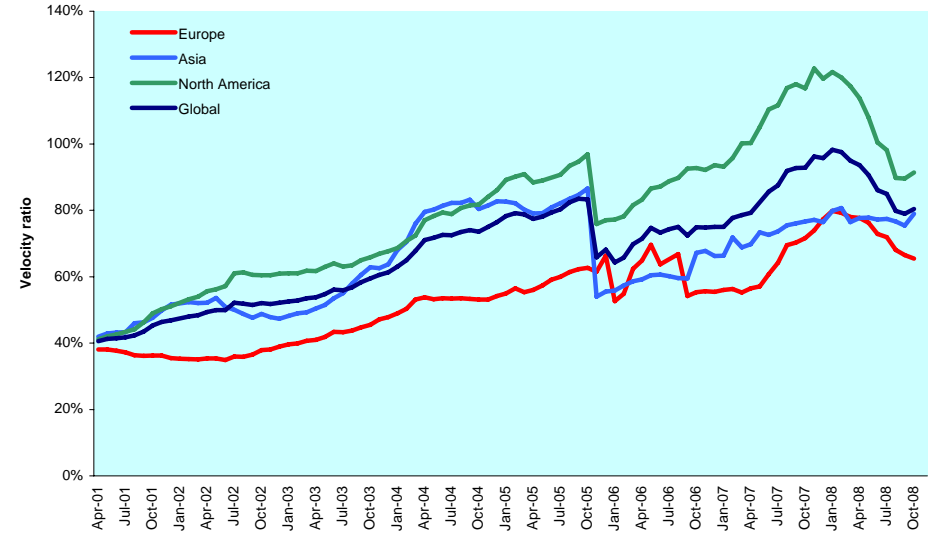
DATE: OCTOBER 2008 CONTACT DETAILS:

EPR: Schiphol Boulevard 283, 1118 BH Schiphol Airport, The Netherlands, T +31 20 405 3830, F +31 20 405 3840, E info@epa.com, W www.epa.com
 NAREIT: 1875 Eye Street, N.W., Suite 600, Washington D.C. 20006, USA, T +1 202 739 9400, F +1 202 739 9401, E info@nareit.com, W www.nareit.com

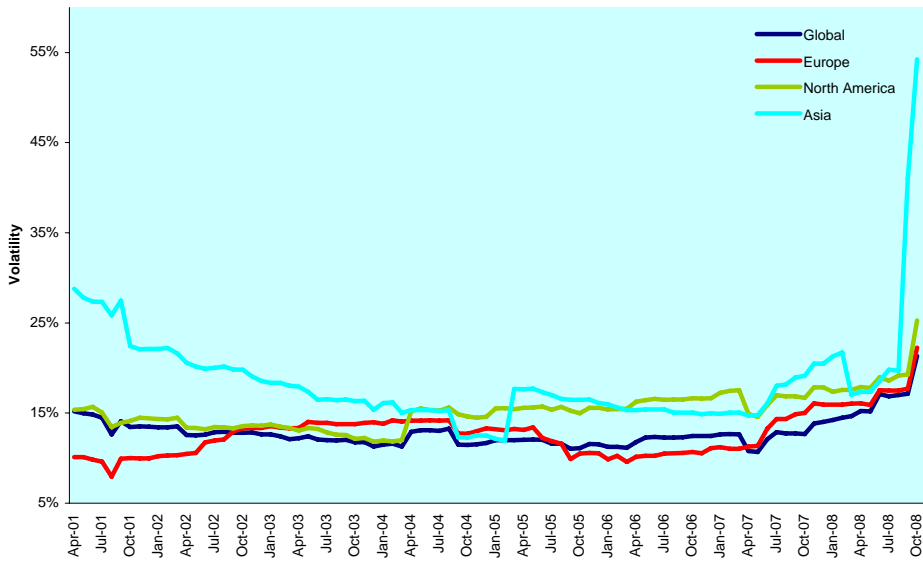
Graph 13: 36 Months Velocity vs. Volatility - Global



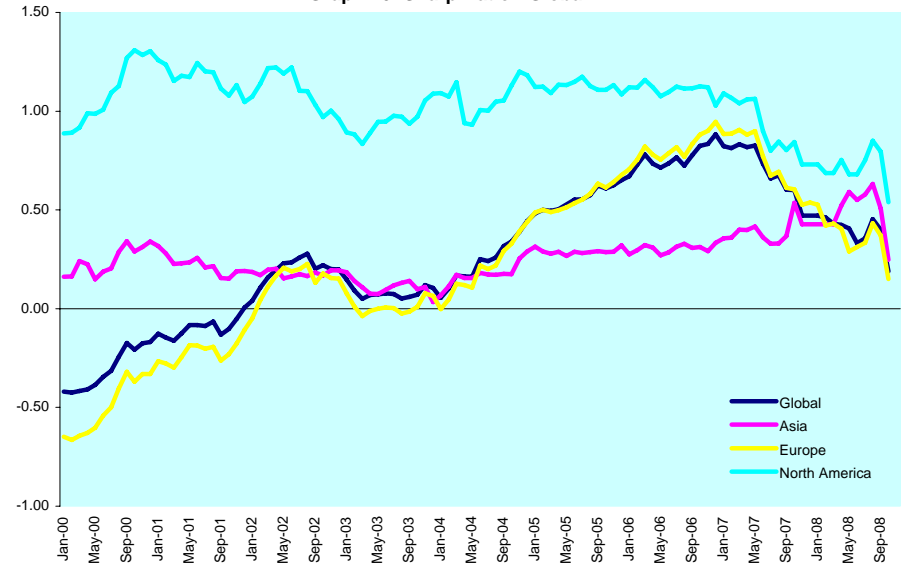
Graph 14: 36 Months Annual Velocity - Global



Graph 15: 36 Months Rolling Volatility - Global



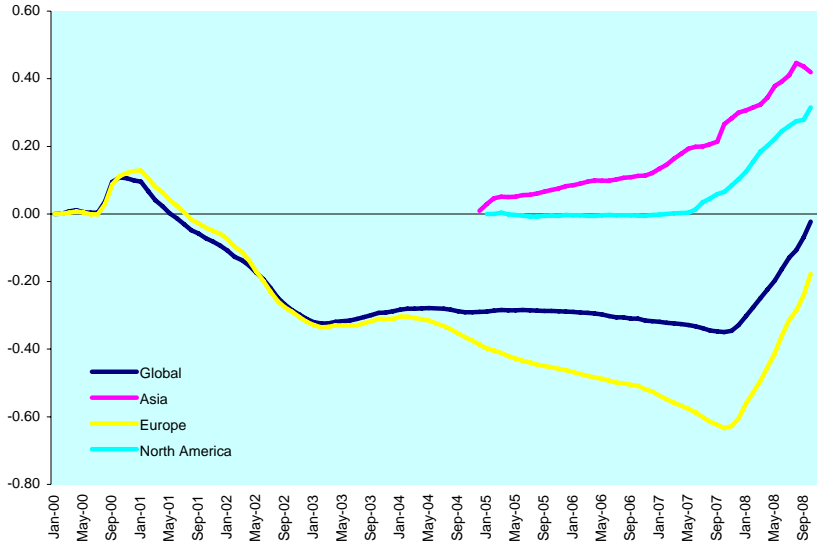
Graph 16: Sharp Ratio - Global



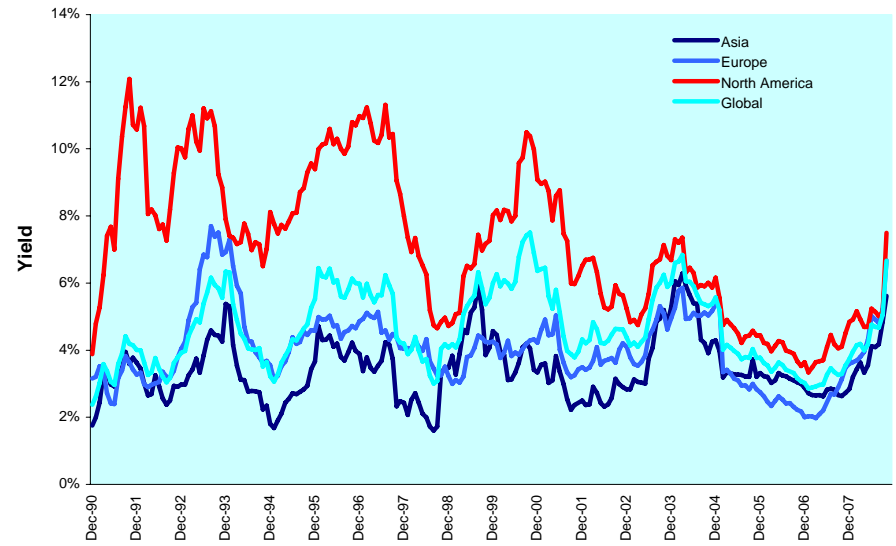
DATE: OCTOBER 2008 CONTACT DETAILS:

EPRA: Schiphol Boulevard 283, 1118 BH Schiphol Airport, The Netherlands, T +31 20 405 3830, F +31 20 405 3840, E info@epra.com, W www.epra.com
 NAREIT: 1875 Eye Street, N.W., Suite 600, Washington D.C. 20006, USA, T +1 202 739 9400, F +1 202 739 9401, E info@nareit.com, W www.nareit.com

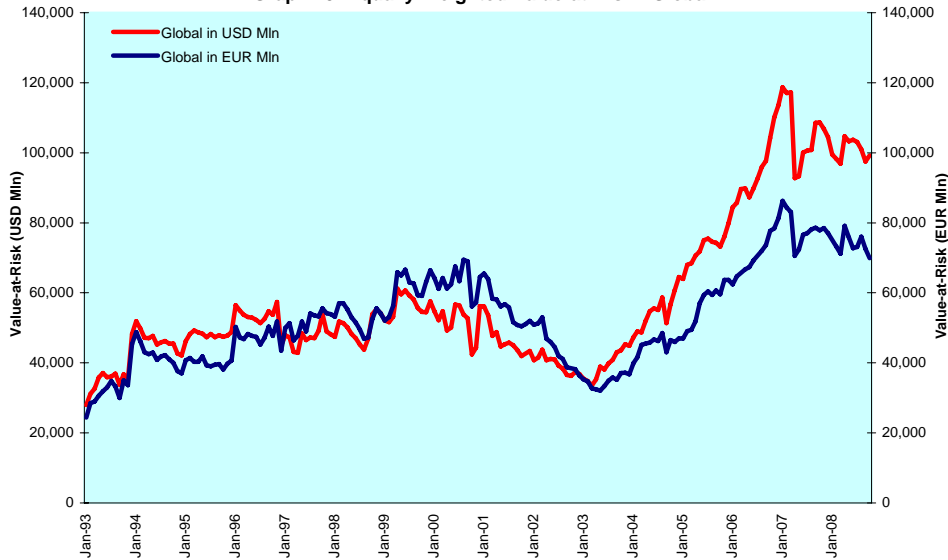
Graph 17: Long Term Beta Coefficient - Global



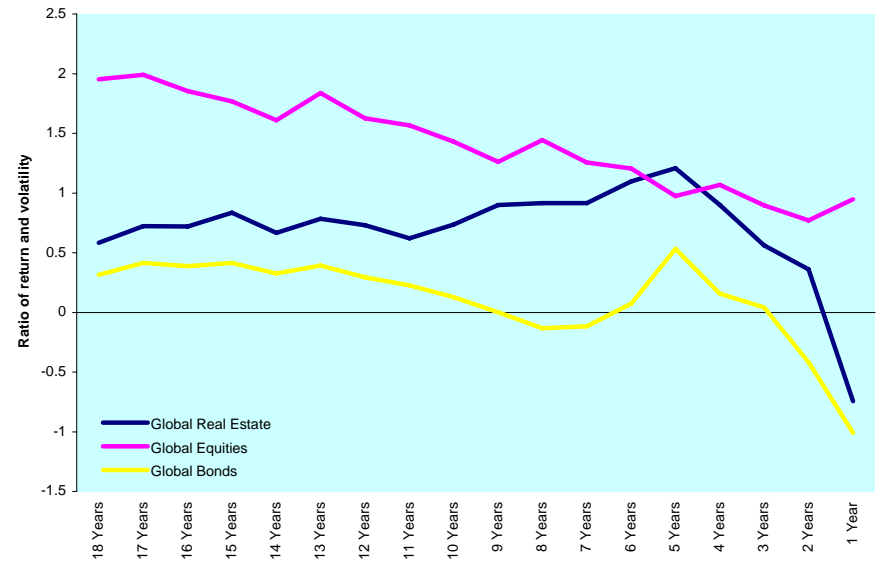
Graph 18: 12 Months Dividend Yields (Local Currency) - Global



Graph 19: Equally Weighted Value-at-Risk - Global



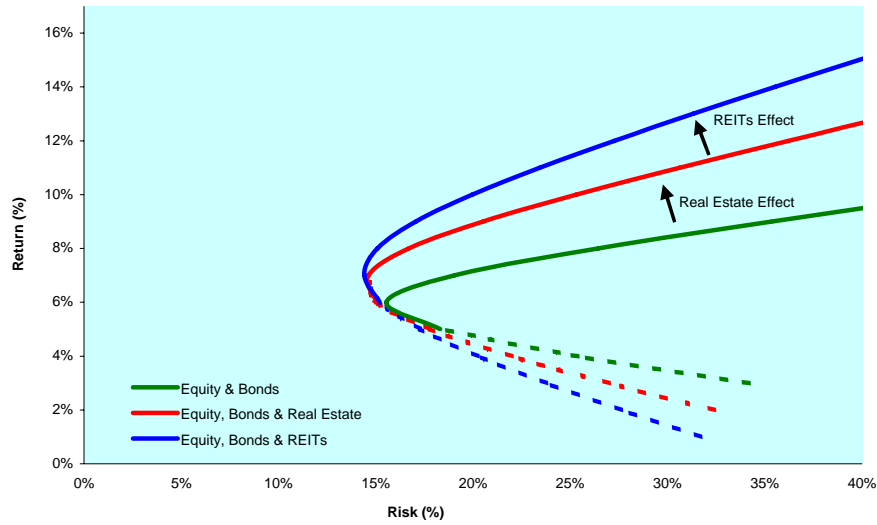
Graph 20: Investment Horizons - Global



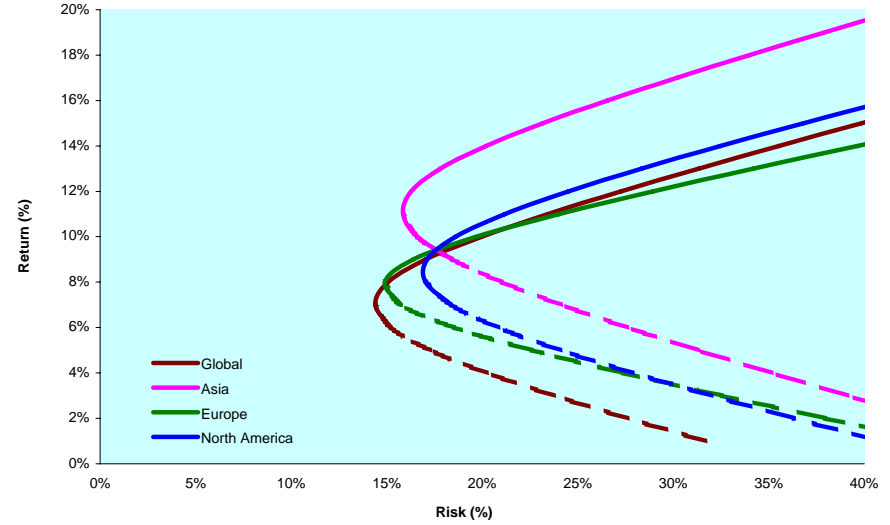
DATE: OCTOBER 2008 CONTACT DETAILS:

EPRA: Schiphol Boulevard 283, 1118 BH Schiphol Airport, The Netherlands, T +31 20 405 3830, F +31 20 405 3840, E info@epra.com, W www.epra.com
 NAREIT: 1875 Eye Street, N.W., Suite 600, Washington D.C. 20006, USA, T +1 202 739 9400, F +1 202 739 9401, E info@nareit.com, W www.nareit.com

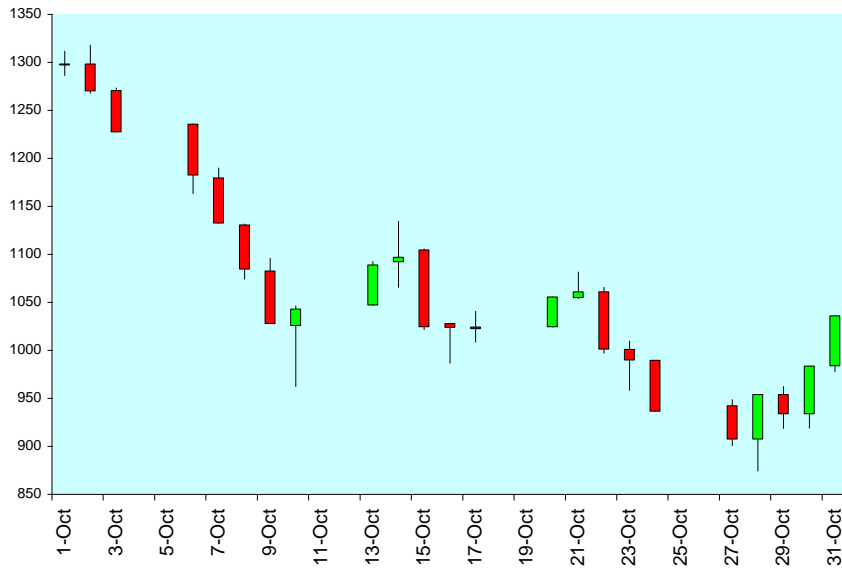
Graph 21: Efficient Frontiers - Global



Graph 22: Efficient Frontiers - Global - Regions



Graph 23: Candlesticks - Global



DATE: OCTOBER 2008 CONTACT DETAILS:

EPRA: Schiphol Boulevard 283, 1118 BH Schiphol Airport, The Netherlands, T +31 20 405 3830, F +31 20 405 3840, E info@epra.com, W www.epra.com
 NAREIT: 1875 Eye Street, N.W., Suite 600, Washington D.C. 20006, USA, T +1 202 739 9400, F +1 202 739 9401, E info@nareit.com, W www.nareit.com

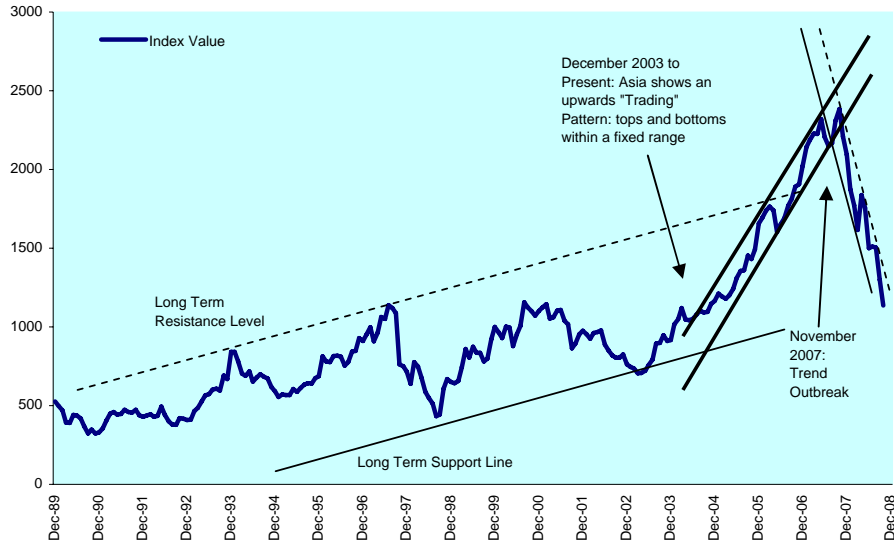
Section 2

Asia

DATE: OCTOBER 2008 CONTACT DETAILS:

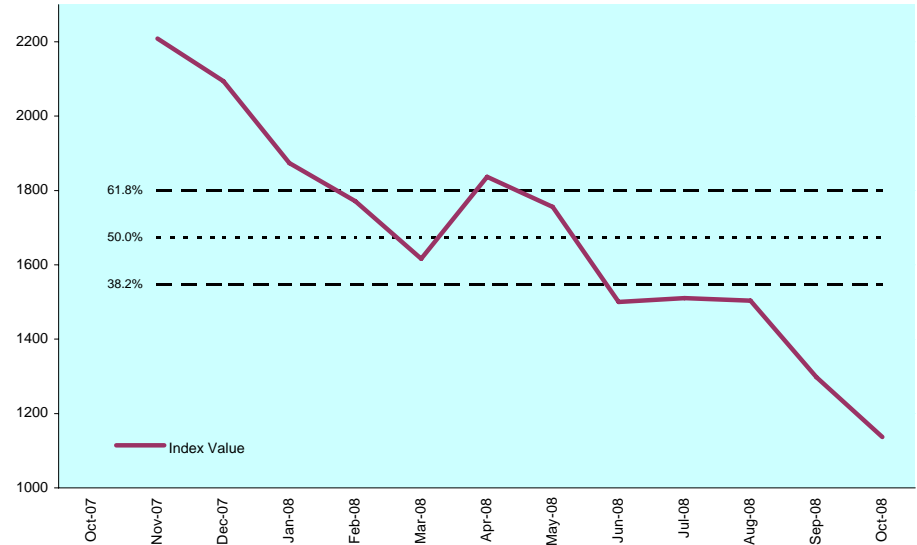
EPRA: Schiphol Boulevard 283, 1118 BH Schiphol Airport, The Netherlands, T +31 20 405 3830, F +31 20 405 3840, E info@epra.com, W www.epra.com
NAREIT: 1875 Eye Street, N.W., Suite 600, Washington D.C. 20006, USA, T +1 202 739 9400, F + 1 202 739 9401, E info@nareit.com, W www.nareit.com

Graph 24: Long Term Technical Analysis - Asia ***

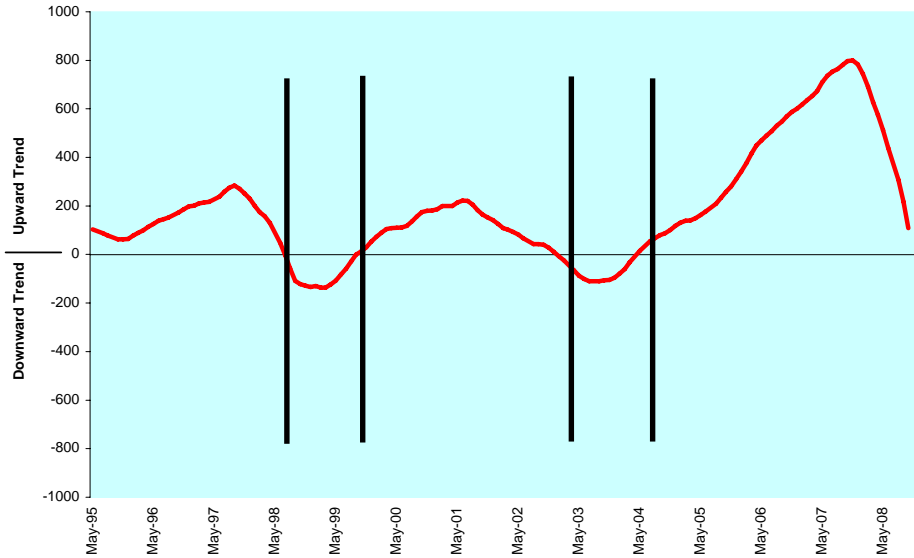


*** A disclaimer applies to this graph. Please refer to pages 106 and 107.

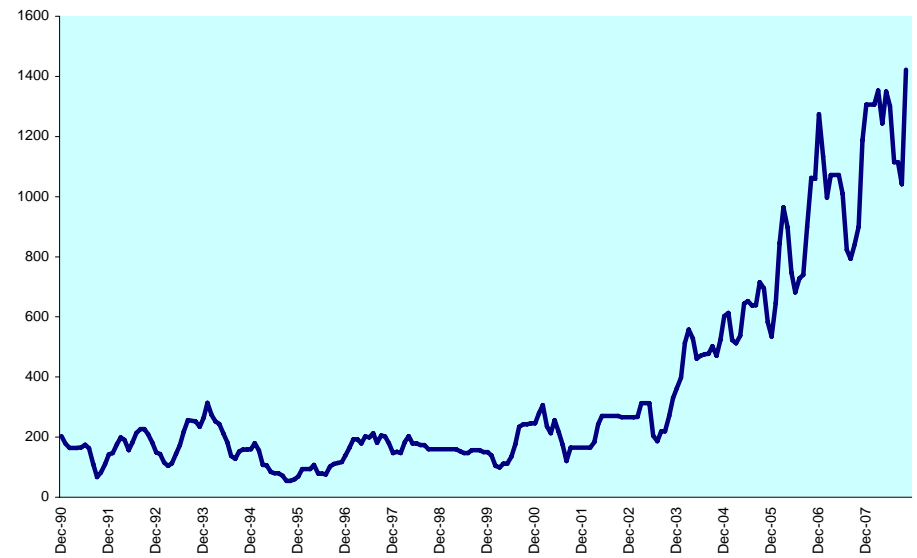
Graph 25: 1Y Retracement Levels - Asia



Graph 26: Moving Averages: 5 Year vs 1 Year Oscillator - Asia



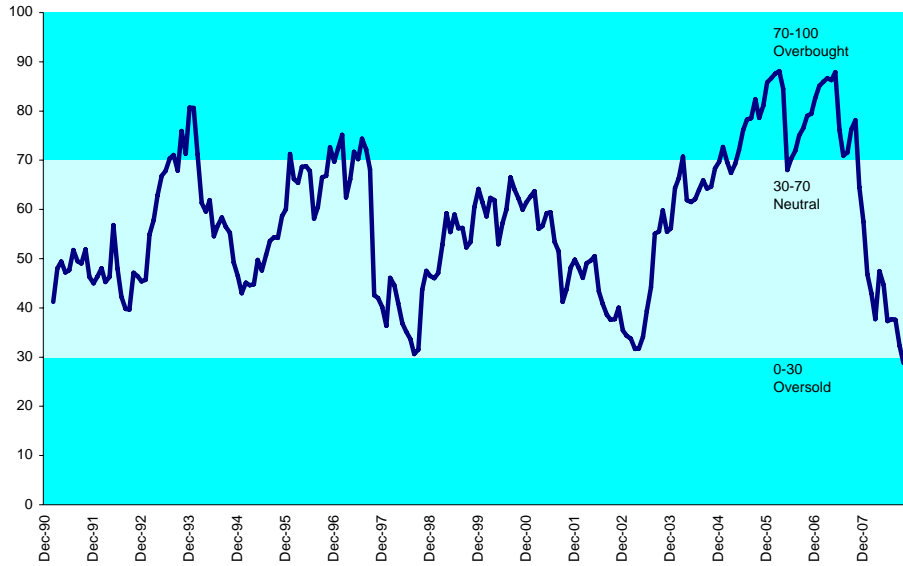
Graph 27: Average True Range (Index Points) - Asia



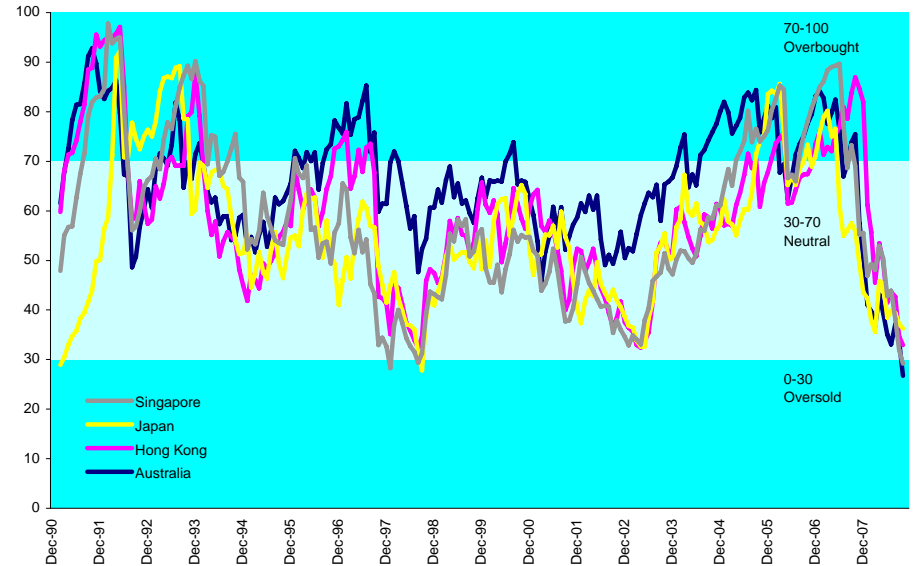
DATE: OCTOBER 2008 CONTACT DETAILS:

EPRA: Schiphol Boulevard 283, 1118 BH Schiphol Airport, The Netherlands, T +31 20 405 3830, F +31 20 405 3840, E info@epra.com, W www.epra.com
 NAREIT: 1875 Eye Street, N.W., Suite 600, Washington D.C. 20006, USA, T +1 202 739 9400, F +1 202 739 9401, E info@nareit.com, W www.nareit.com

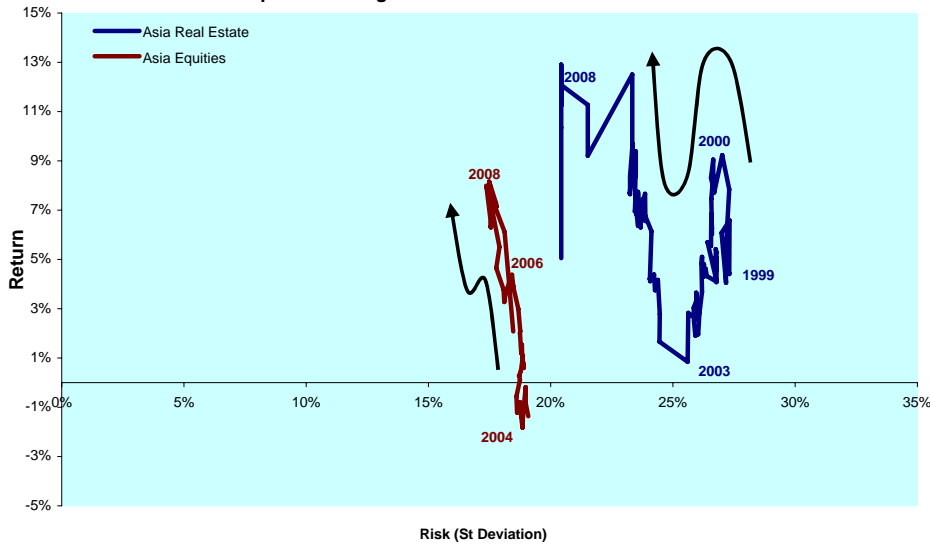
Graph 28: Relative Strength Indicator - Asia



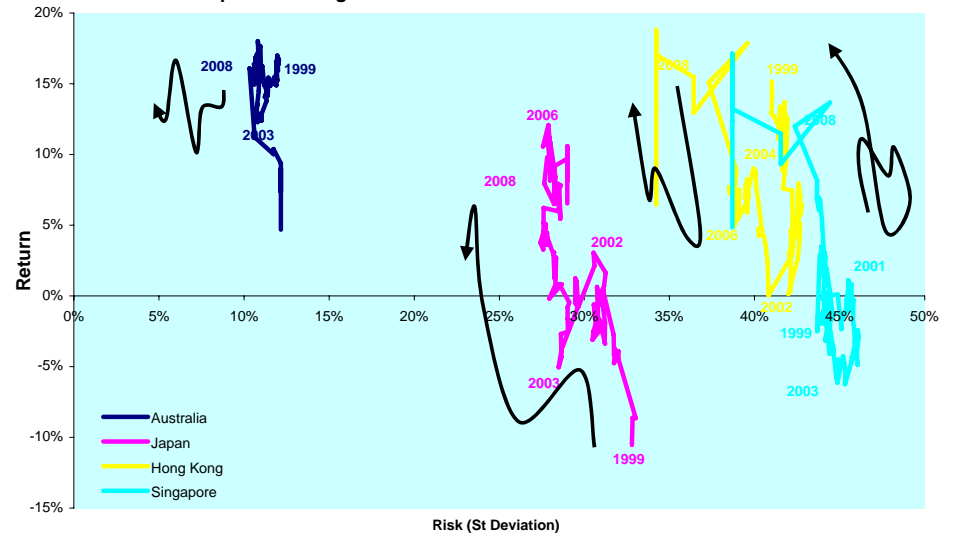
Graph 29: Relative Strength Indicator - Asia Countries



Graph 30: Rolling 10 Years Risk/Return Profile - Asia



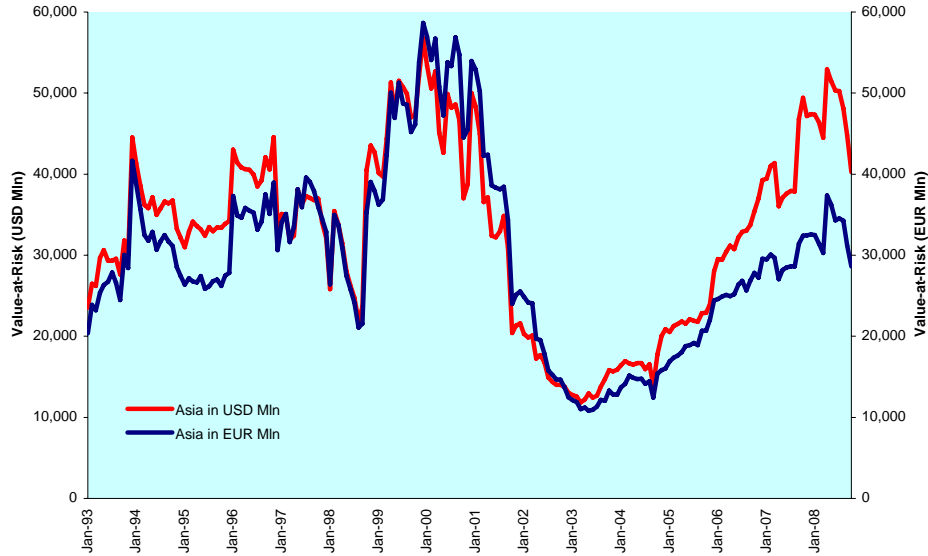
Graph 31: Rolling 10 Years Risk/Return Profile - Asia Countries



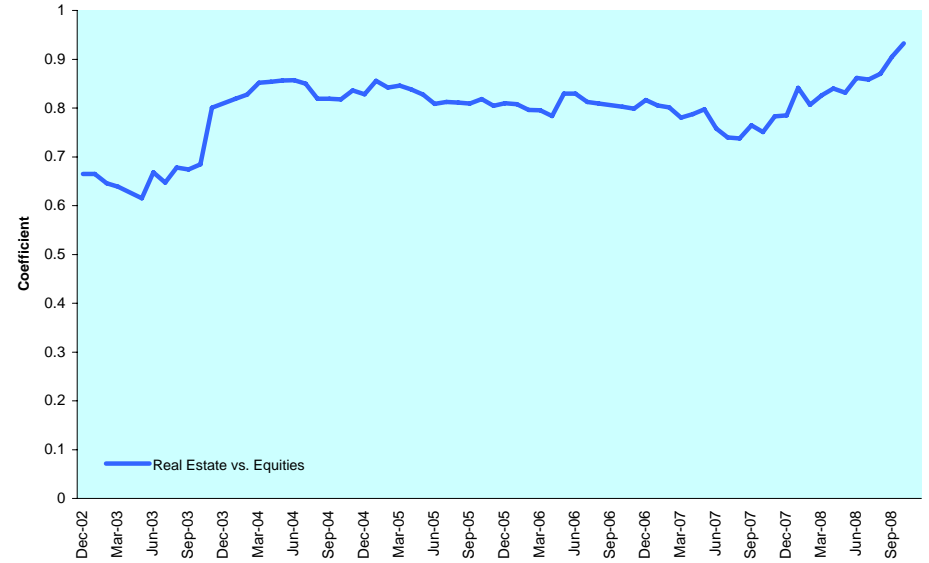
DATE: OCTOBER 2008 CONTACT DETAILS:

EPRA: Schiphol Boulevard 283, 1118 BH Schiphol Airport, The Netherlands, T +31 20 405 3830, F +31 20 405 3840, E info@epra.com, W www.epra.com
 NAREIT: 1875 Eye Street, N.W., Suite 600, Washington D.C. 20006, USA, T +1 202 739 9400, F +1 202 739 9401, E info@nareit.com, W www.nareit.com

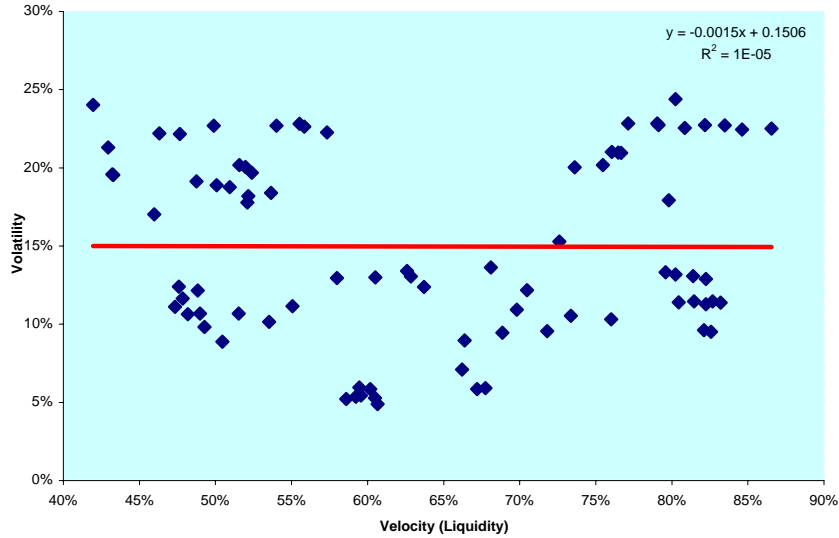
Graph 32: Equally Weighted Value-at-Risk - Asia



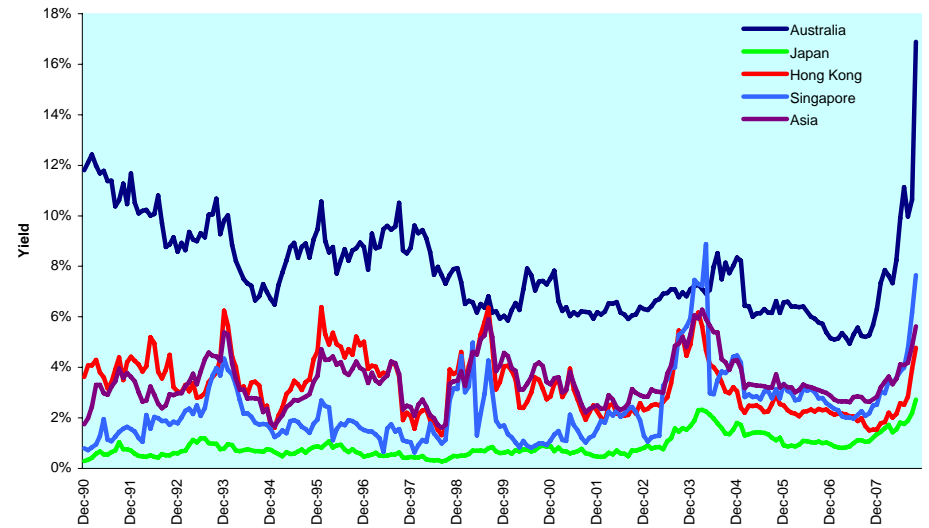
Graph 33: Asset Classes Correlations - Asia



Graph 34: 36 Months Velocity vs. Volatility - Asia



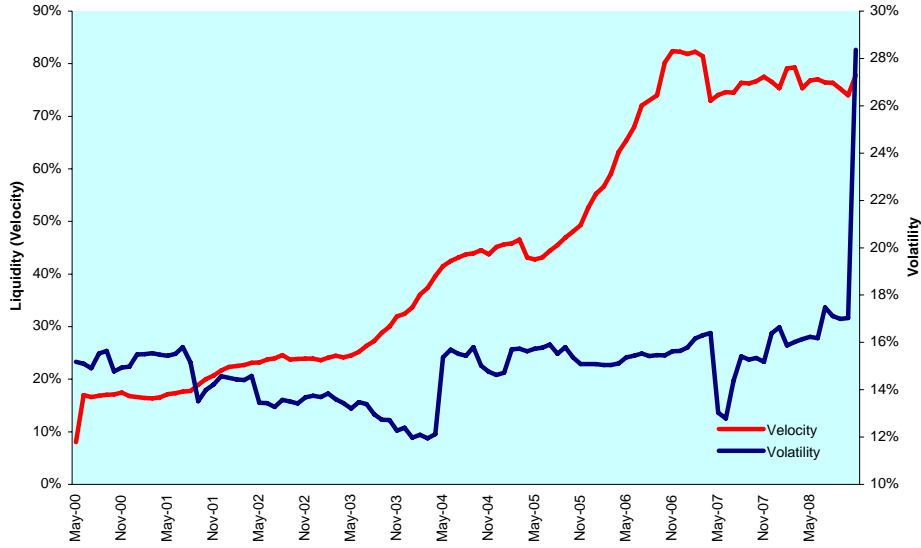
Graph 35: 12 Months Dividend Yields (Local Currency) - Asia



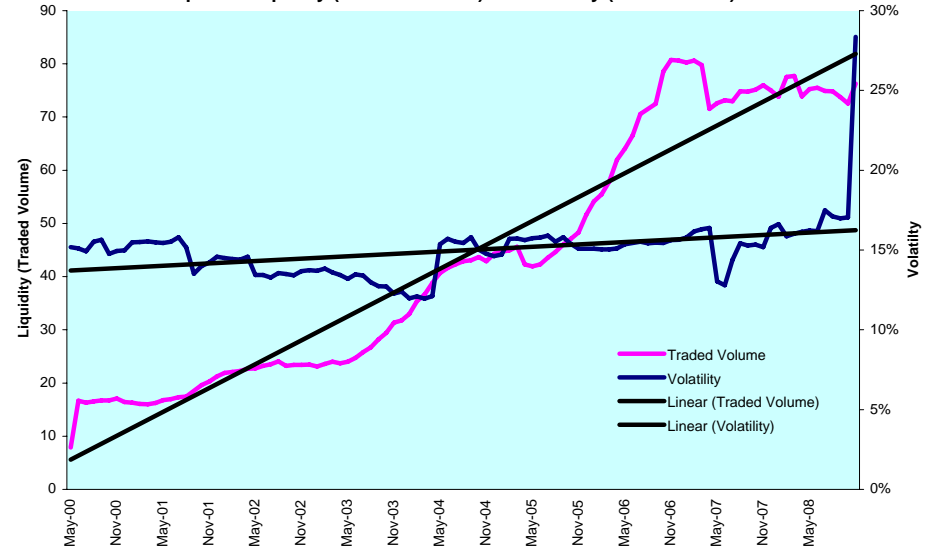
DATE: OCTOBER 2008 CONTACT DETAILS:

EPRA: Schiphol Boulevard 283, 1118 BH Schiphol Airport, The Netherlands, T +31 20 405 3830, F +31 20 405 3840, E info@epra.com, W www.epra.com
 NAREIT: 1875 Eye Street, N.W., Suite 600, Washington D.C. 20006, USA, T +1 202 739 9400, F +1 202 739 9401, E info@nareit.com, W www.nareit.com

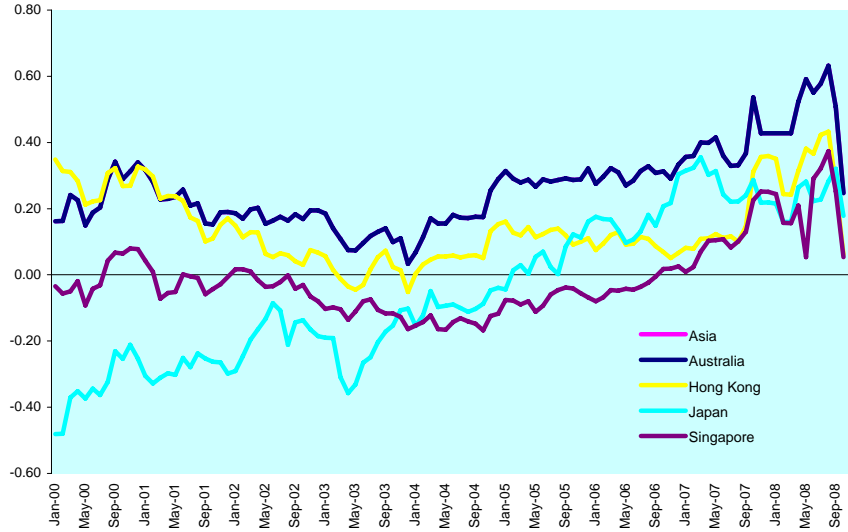
Graph 36: Liquidity (Velocity) vs. Volatility (St. Deviation) - Asia



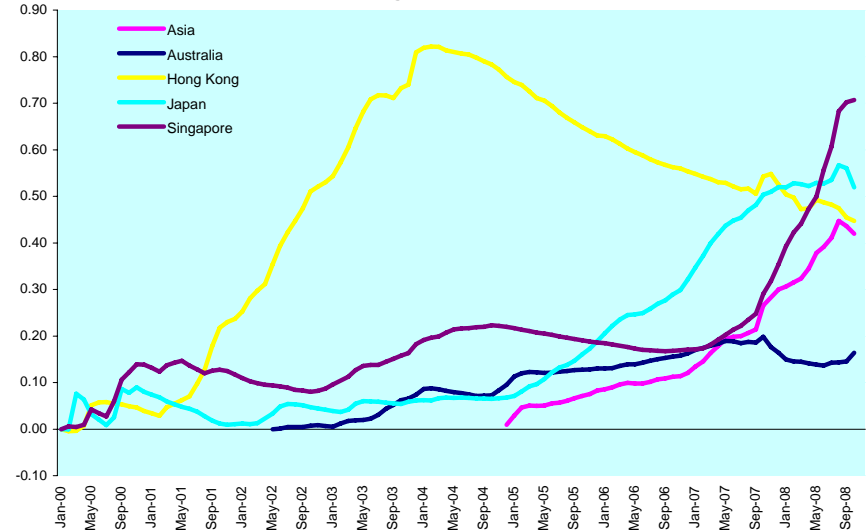
Graph 37: Liquidity (Traded Volume) vs. Volatility (St. Deviation) - Asia



Graph 38: Sharp Ratio - Asia



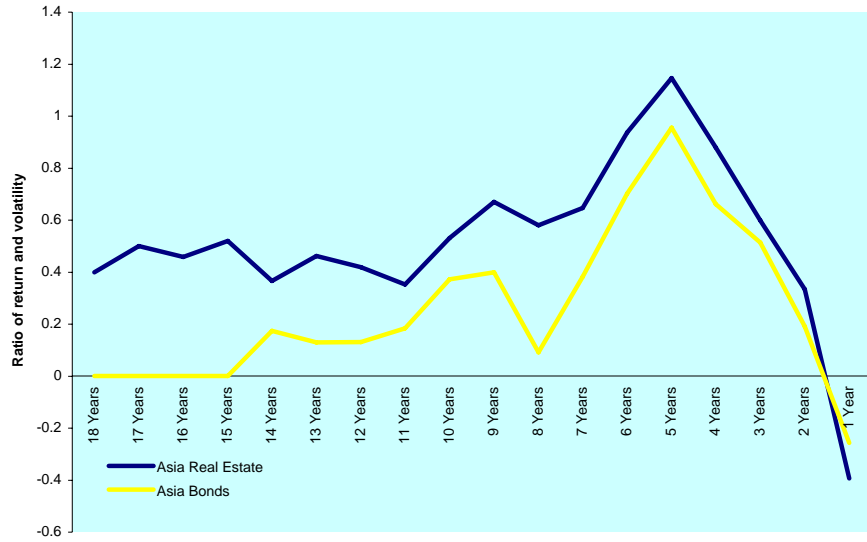
Graph 39: Long Term Beta Coefficient - Asia



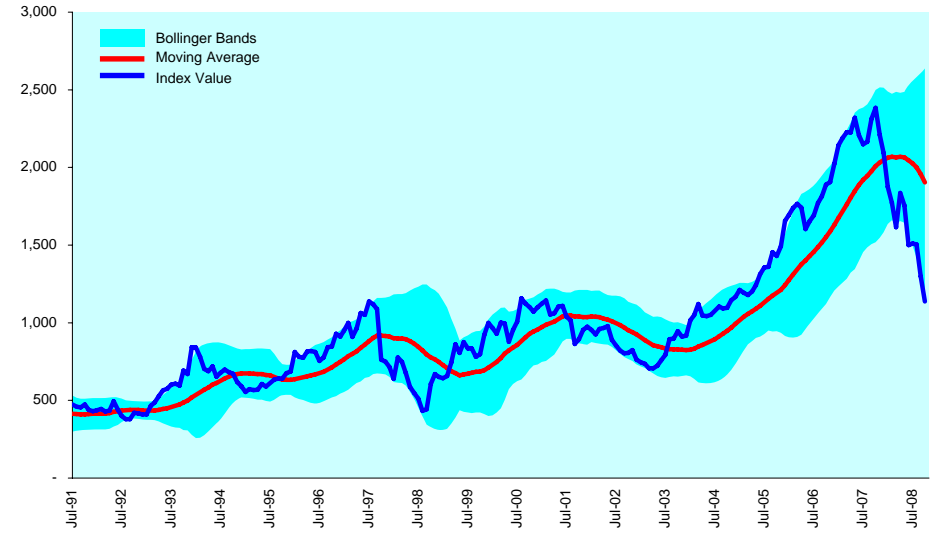
DATE: OCTOBER 2008 CONTACT DETAILS:

EPRA: Schiphol Boulevard 283, 1118 BH Schiphol Airport, The Netherlands, T +31 20 405 3830, F +31 20 405 3840, E info@epra.com, W www.epra.com
 NAREIT: 1875 Eye Street, N.W., Suite 600, Washington D.C. 20006, USA, T + 1 202 739 9400, F + 1 202 739 9401, E info@nareit.com, W www.nareit.com

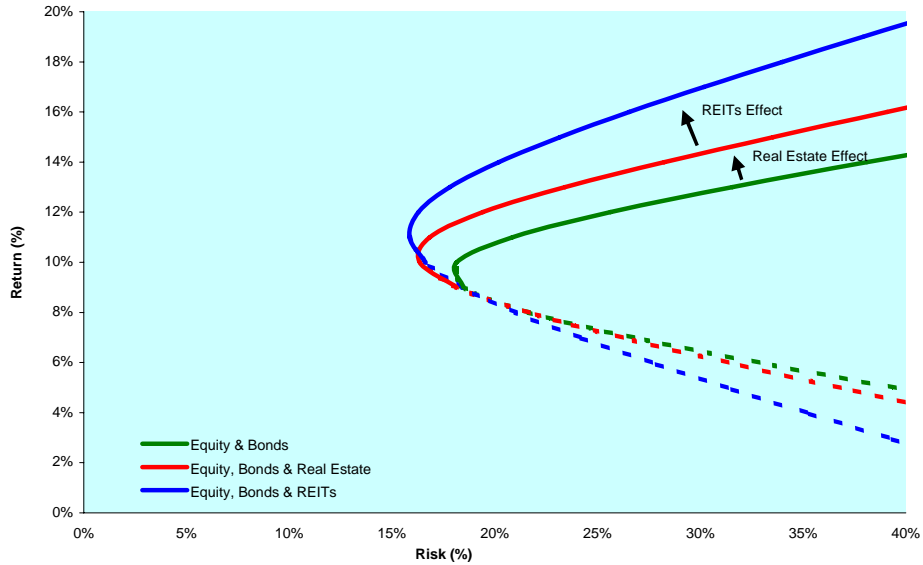
Graph 40: Investment Horizons - Asia



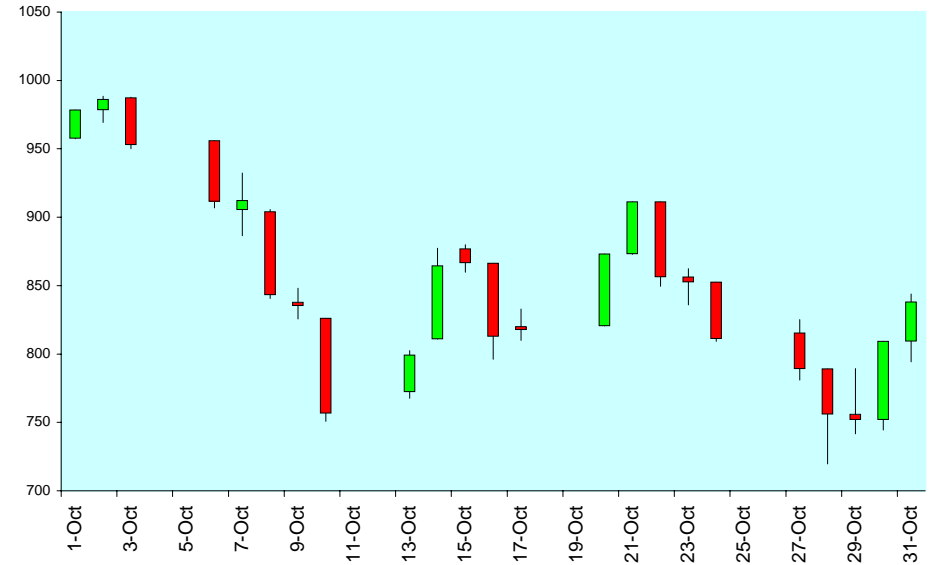
Graph 41: 20 Month Bollinger Bands - Asia



Graph 42: Efficient Frontiers - Asia



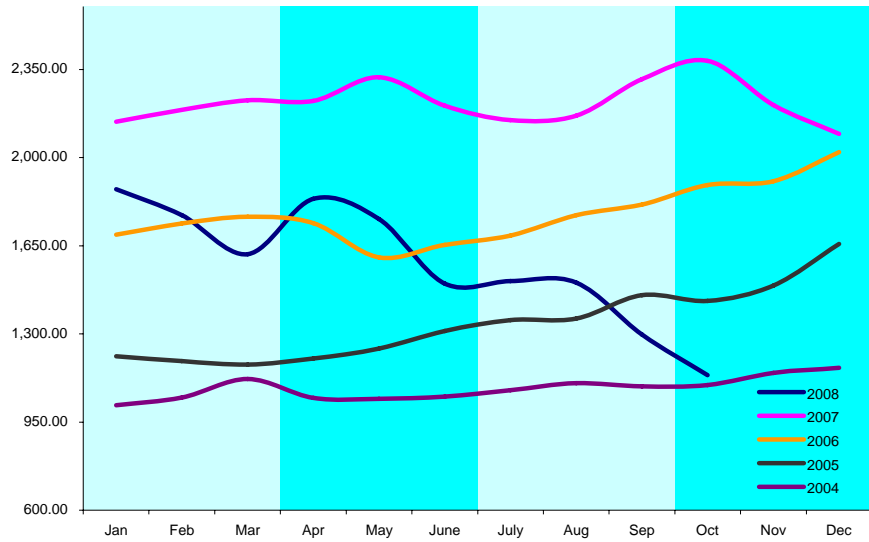
Graph 43: Candlesticks - Asia



DATE: OCTOBER 2008 CONTACT DETAILS:

EPR: Schiphol Boulevard 283, 1118 BH Schiphol Airport, The Netherlands, T +31 20 405 3830, F +31 20 405 3840, E info@epa.com, W www.epa.com
 NAREIT: 1875 Eye Street, N.W., Suite 600, Washington D.C. 20006, USA, T +1 202 739 9400, F + 1 202 739 9401, E info@nareit.com, W www.nareit.com

Graph 44: Seasonality Chart - Asia



DATE: OCTOBER 2008 CONTACT DETAILS:

EPRA: Schiphol Boulevard 283, 1118 BH Schiphol Airport, The Netherlands, T +31 20 405 3830, F +31 20 405 3840, E info@epra.com, W www.epra.com
NAREIT: 1875 Eye Street, N.W., Suite 600, Washington D.C. 20006, USA, T +1 202 739 9400, F +1 202 739 9401, E info@nareit.com, W www.nareit.com

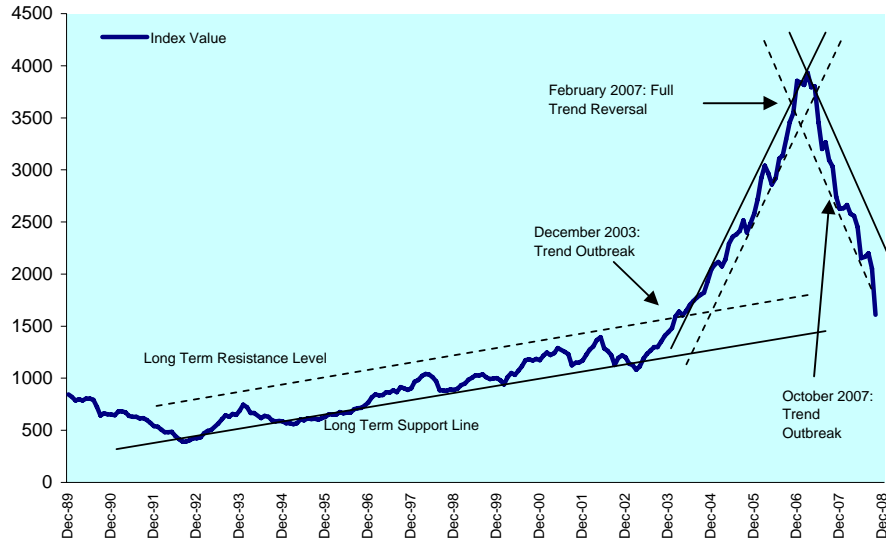
Section 3

Europe

DATE: OCTOBER 2008 CONTACT DETAILS:

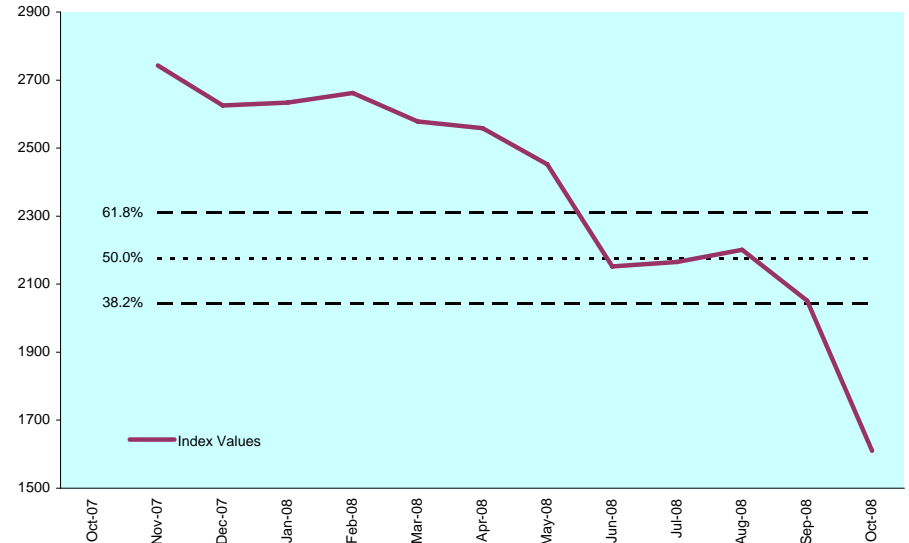
EPRA: Schiphol Boulevard 283, 1118 BH Schiphol Airport, The Netherlands, T +31 20 405 3830, F +31 20 405 3840, E info@epra.com, W www.epra.com
NAREIT: 1875 Eye Street, N.W., Suite 600, Washington D.C. 20006, USA, T +1 202 739 9400, F + 1 202 739 9401, E info@nareit.com, W www.nareit.com

Graph 45: Long Term Technical Analysis - Europe ***

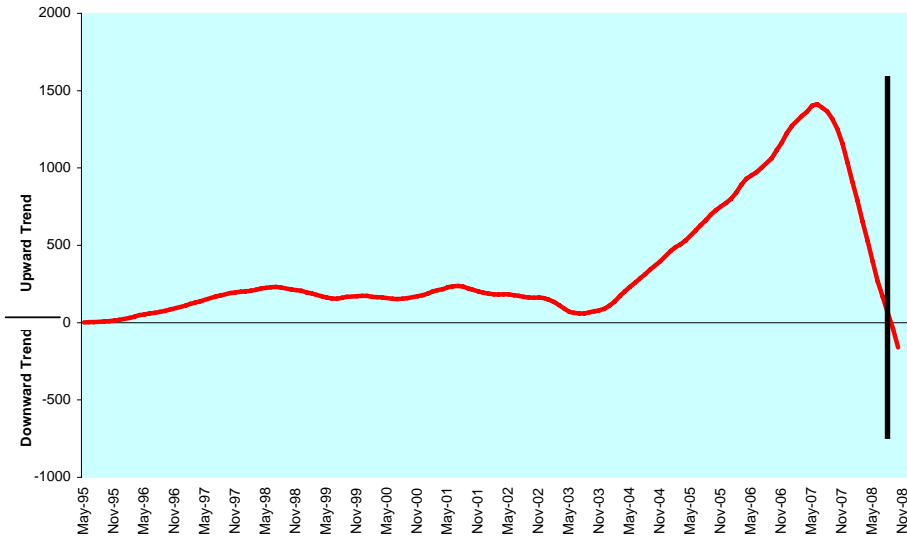


*** A disclaimer applies to this graph. Please refer to pages 106 and 107.

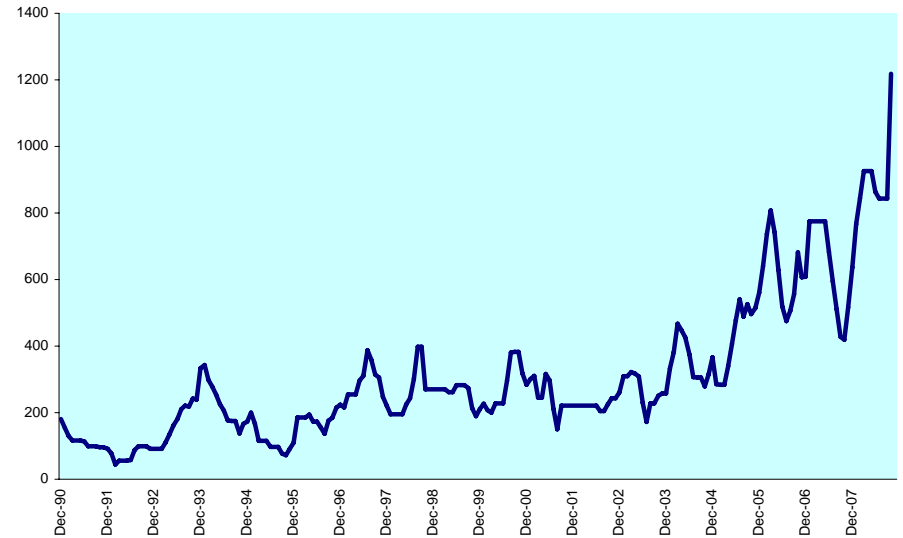
Graph 46: 1Y Retracement Levels - Europe



Graph 47: Moving Averages: 5 Year vs 1 Year Oscillator - Europe



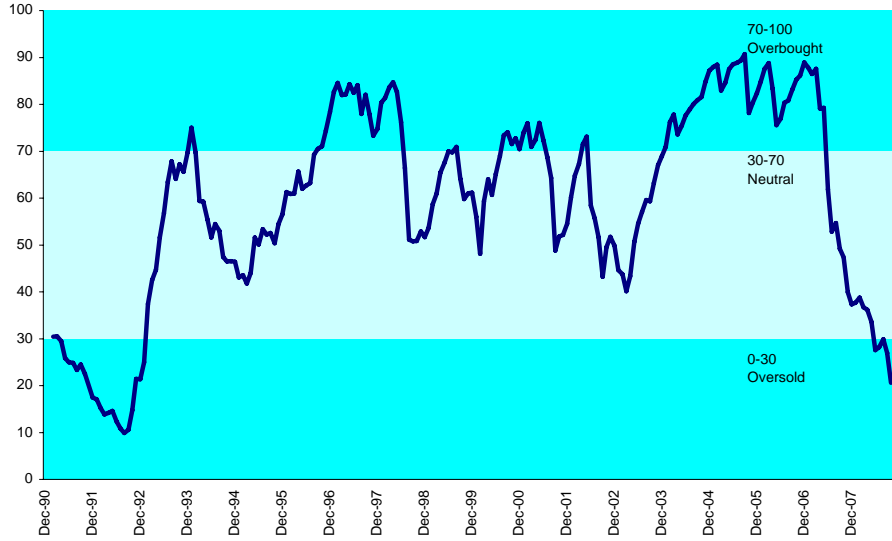
Graph 48: Average True Range (Index Points) - Europe



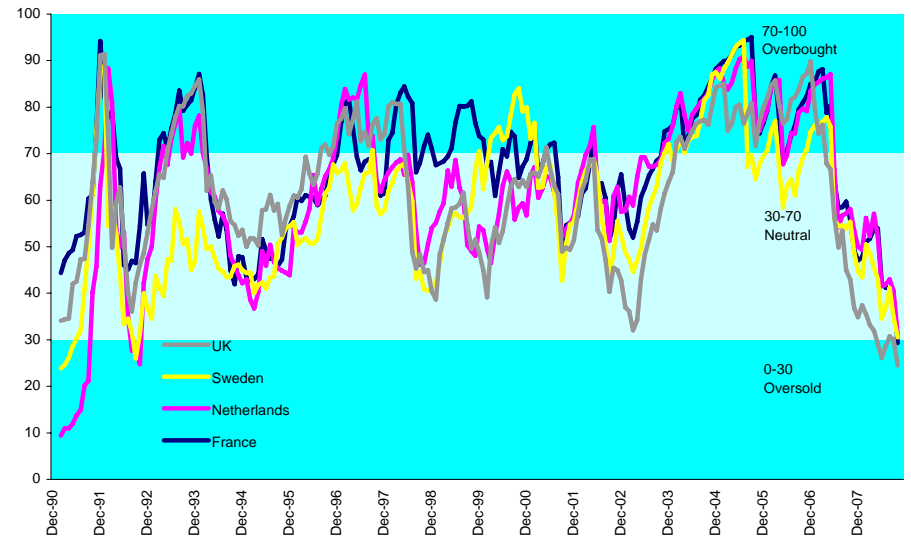
DATE: OCTOBER 2008 CONTACT DETAILS:

EPRA: Schiphol Boulevard 283, 1118 BH Schiphol Airport, The Netherlands, T +31 20 405 3830, F +31 20 405 3840, E info@epra.com, W www.epra.com
 NAREIT: 1875 Eye Street, N.W., Suite 600, Washington D.C. 20006, USA, T +1 202 739 9400, F +1 202 739 9401, E info@nareit.com, W www.nareit.com

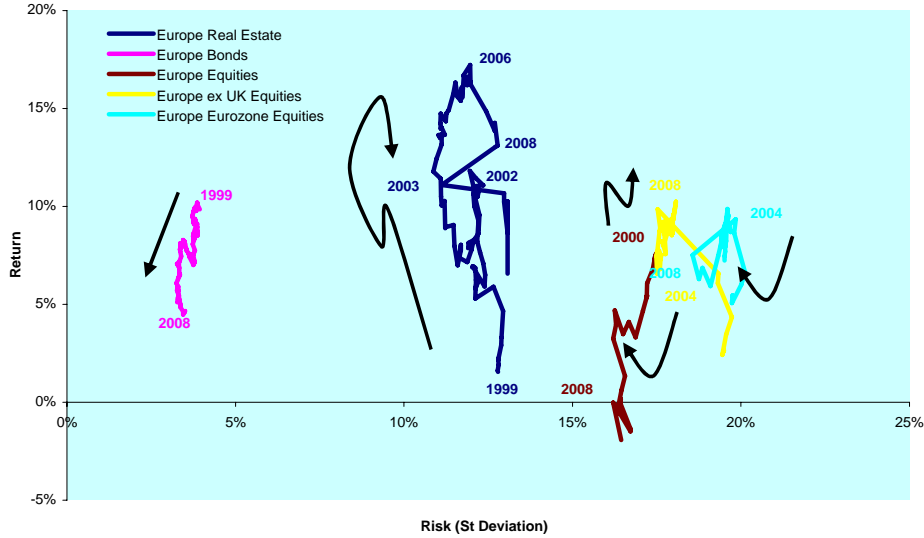
Graph 49: Relative Strength Indicator - Europe



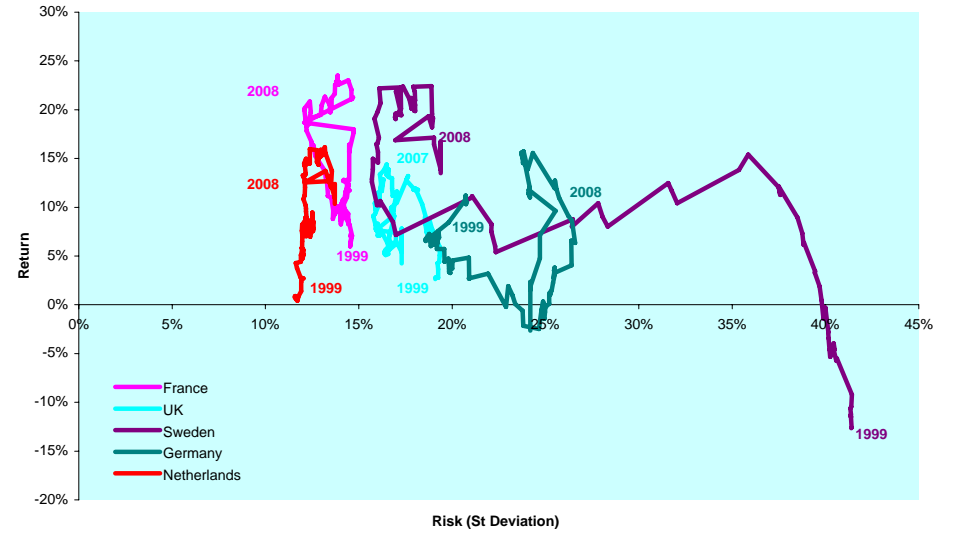
Graph 50: Relative Strength Indicator - Europe Countries



Graph 51: Rolling 10 Years Risk/Return Profile - Europe



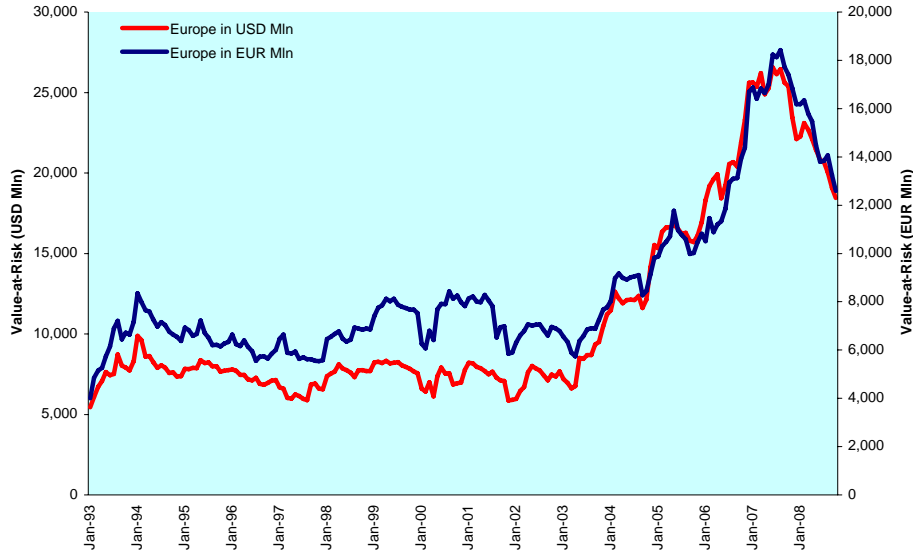
Graph 52: Rolling 10 Years Risk/Return Profile - Europe Countries



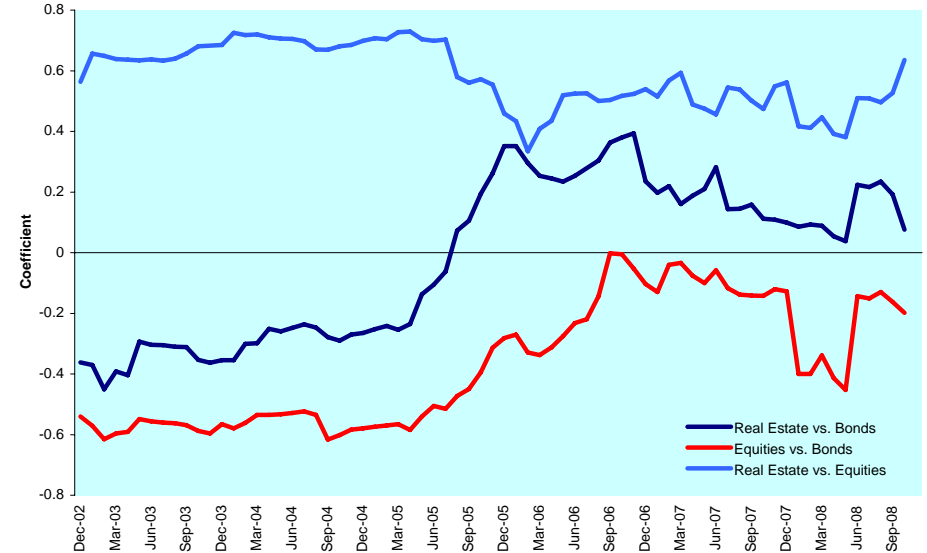
DATE: OCTOBER 2008 CONTACT DETAILS:

EPRA: Schiphol Boulevard 283, 1118 BH Schiphol Airport, The Netherlands, T +31 20 405 3830, F +31 20 405 3840, E info@epra.com, W www.epra.com
 NAREIT: 1875 Eye Street, N.W., Suite 600, Washington D.C. 20006, USA, T +1 202 739 9400, F +1 202 739 9401, E info@nareit.com, W www.nareit.com

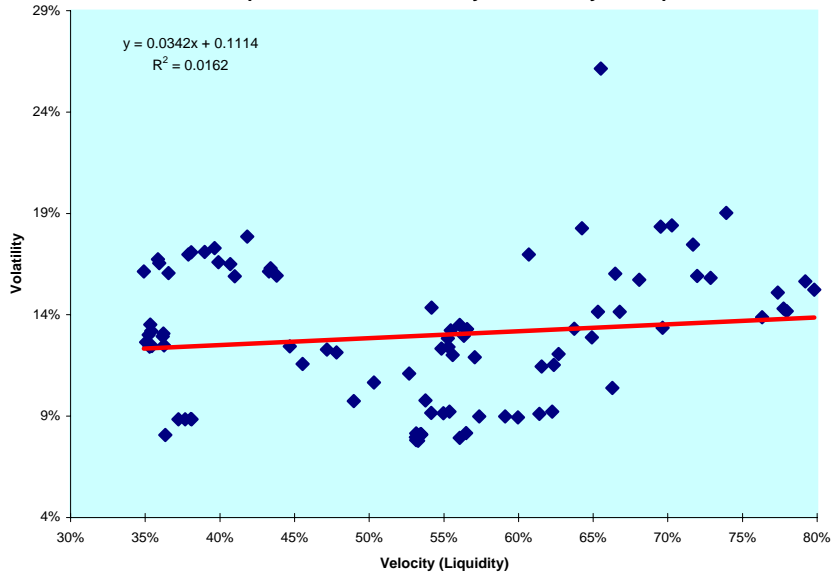
Graph 53: Equally Weighted Value-at-Risk - Europe



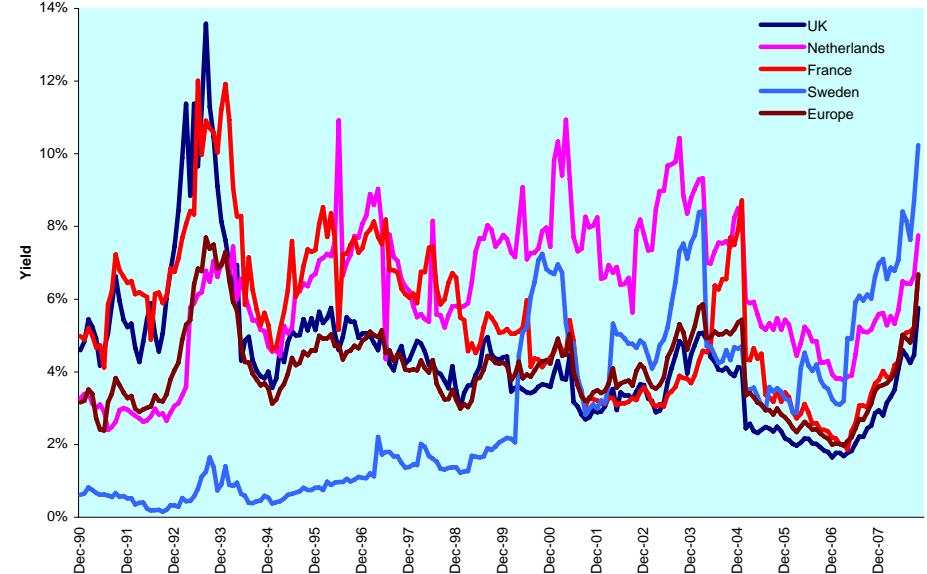
Graph 54: Asset Classes Correlations - Europe



Graph 55: 36 Months Velocity vs. Volatility - Europe



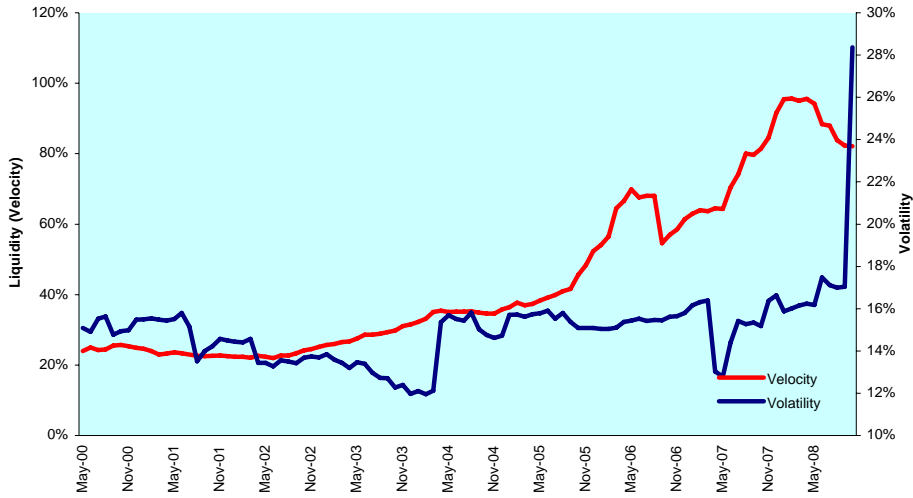
Graph 56: 12 Months Dividend Yields (Local Currency) - Europe



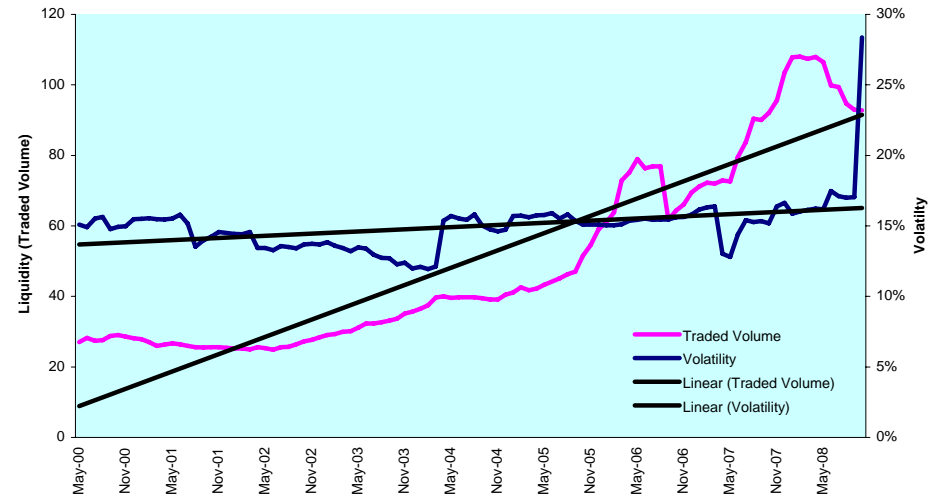
DATE: OCTOBER 2008 CONTACT DETAILS:

EPR: Schiphol Boulevard 283, 1118 BH Schiphol Airport, The Netherlands, T +31 20 405 3830, F +31 20 405 3840, E info@epa.com, W www.epa.com
 NAREIT: 1875 Eye Street, N.W., Suite 600, Washington D.C. 20006, USA, T +1 202 739 9400, F + 1 202 739 9401, E info@nareit.com, W www.nareit.com

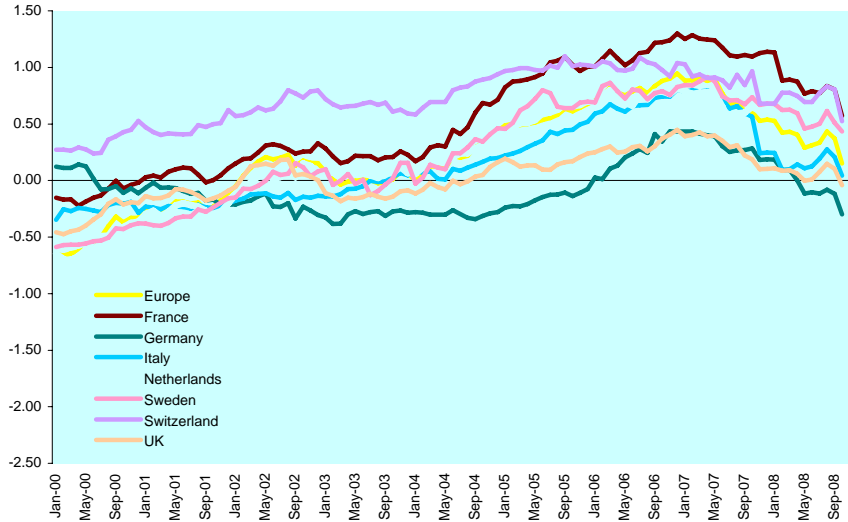
Graph 57: Liquidity (Velocity) vs. Volatility (St. Deviation) - Europe



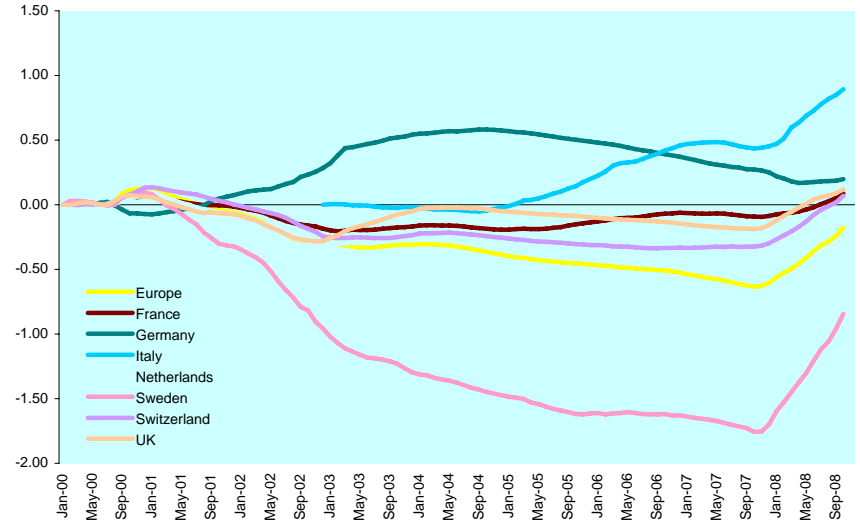
Graph 58: Liquidity (Traded Volume) vs. Volatility (St. Deviation) - Europe



Graph 59: Sharp Ratio - Europe



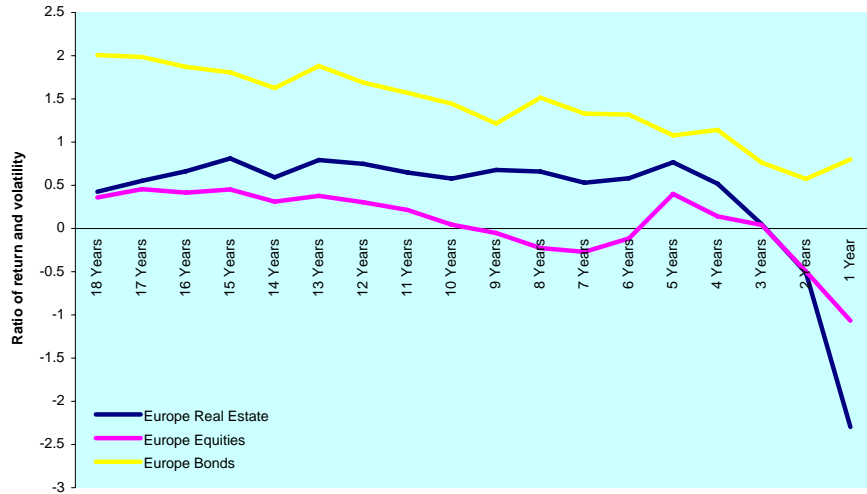
Graph 60: Long Term Beta Coefficient - Europe



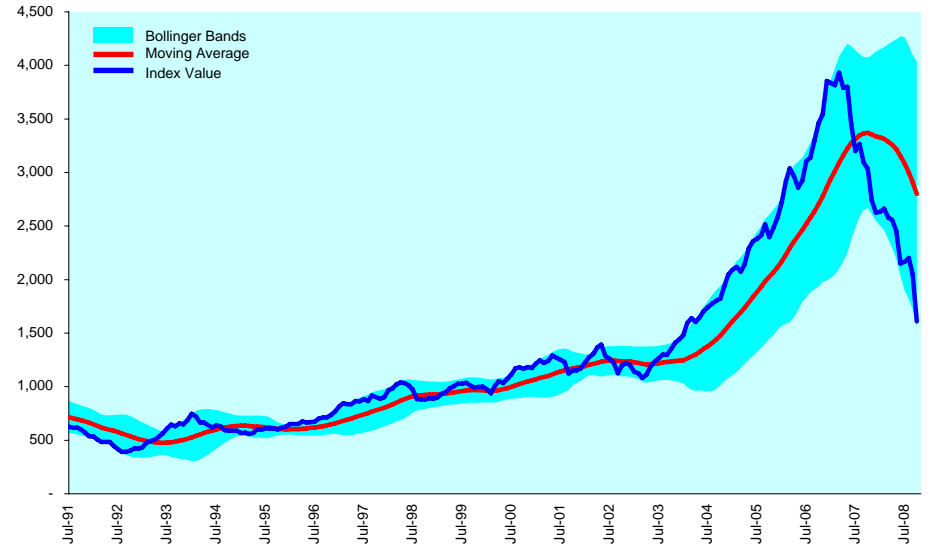
DATE: OCTOBER 2008 CONTACT DETAILS:

EPRA: Schiphol Boulevard 283, 1118 BH Schiphol Airport, The Netherlands, T +31 20 405 3830, F +31 20 405 3840, E info@epra.com, W www.epra.com
 NAREIT: 1875 Eye Street, N.W., Suite 600, Washington D.C. 20006, USA, T +1 202 739 9400, F +1 202 739 9401, E info@nareit.com, W www.nareit.com

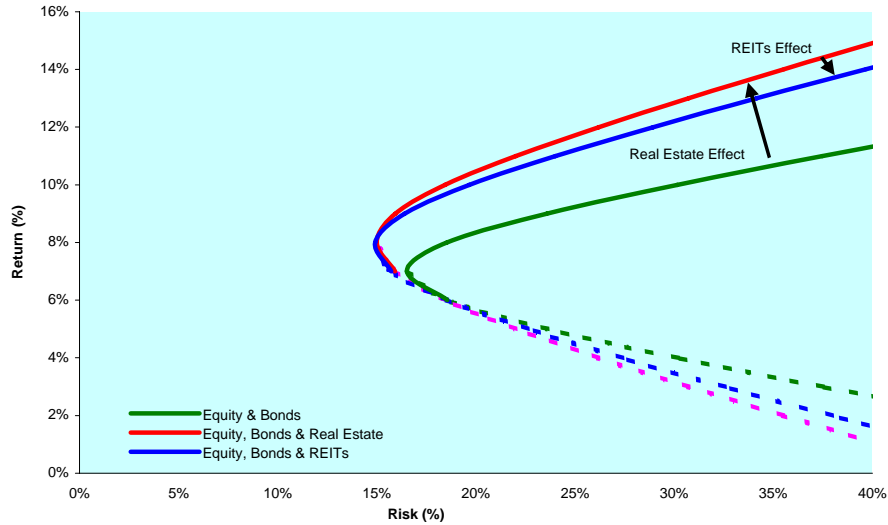
Graph 61: Investment Horizons - Europe



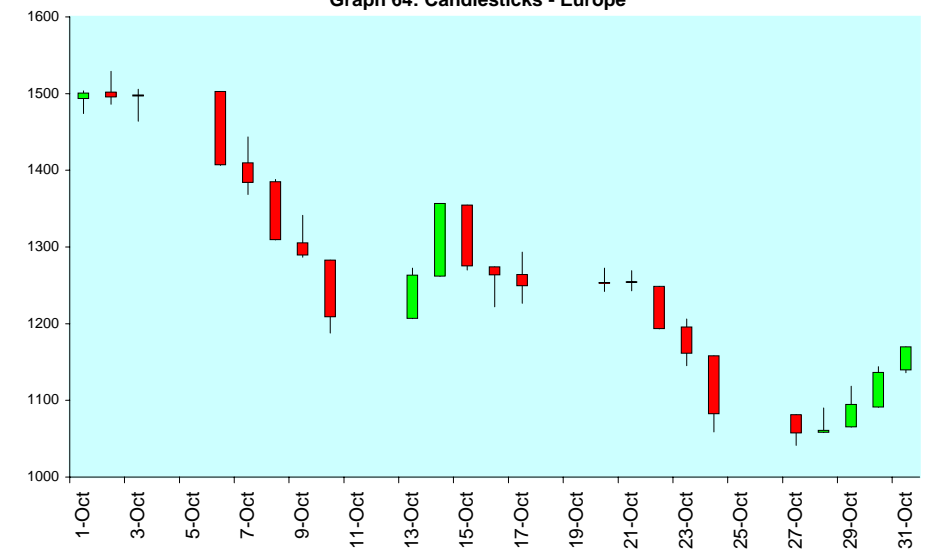
Graph 62: 20 Month Bollinger Bands - Europe



Graph 63: Efficient Frontiers - Europe



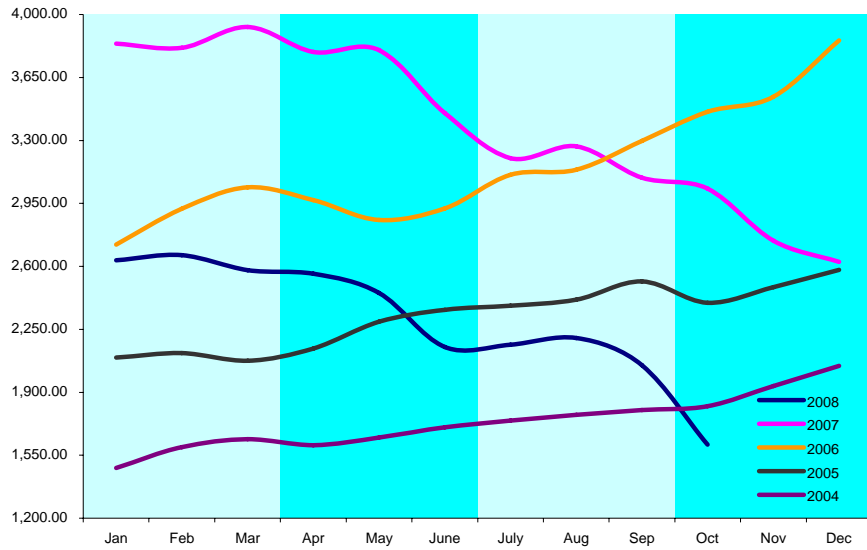
Graph 64: Candlesticks - Europe



DATE: OCTOBER 2008 CONTACT DETAILS:

EPR: Schiphol Boulevard 283, 1118 BH Schiphol Airport, The Netherlands, T +31 20 405 3830, F +31 20 405 3840, E info@epa.com, W www.epa.com
 NAREIT: 1875 Eye Street, N.W., Suite 600, Washington D.C. 20006, USA, T +1 202 739 9400, F + 1 202 739 9401, E info@nareit.com, W www.nareit.com

Graph 65: Seasonality Chart - Europe



DATE: OCTOBER 2008 CONTACT DETAILS:

EPRA: Schiphol Boulevard 283, 1118 BH Schiphol Airport, The Netherlands, T +31 20 405 3830, F +31 20 405 3840, E info@epra.com, W www.epra.com
NAREIT: 1875 Eye Street, N.W., Suite 600, Washington D.C. 20006, USA, T +1 202 739 9400, F +1 202 739 9401, E info@nareit.com, W www.nareit.com

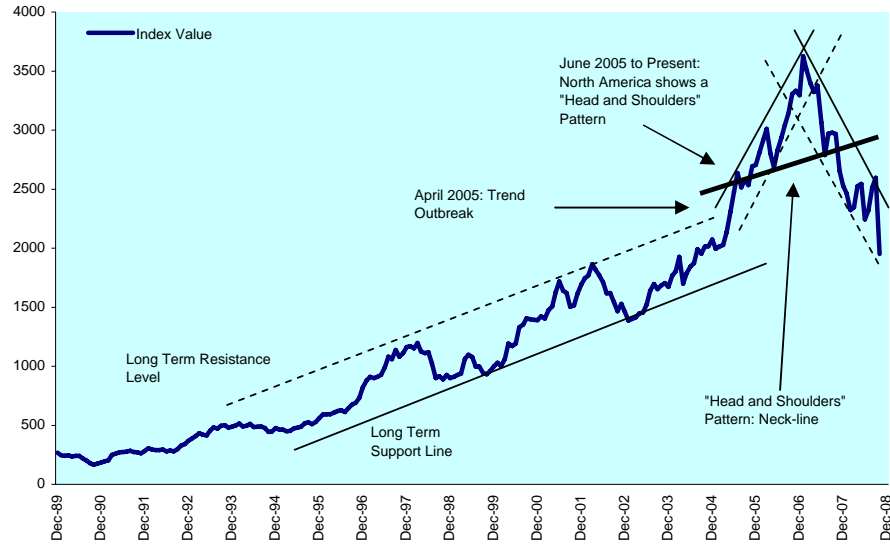
Section 4

North America

DATE: OCTOBER 2008 CONTACT DETAILS:

EPRA: Schiphol Boulevard 283, 1118 BH Schiphol Airport, The Netherlands, T +31 20 405 3830, F +31 20 405 3840, E info@epra.com, W www.epra.com
NAREIT: 1875 Eye Street, N.W., Suite 600, Washington D.C. 20006, USA, T +1 202 739 9400, F + 1 202 739 9401, E info@nareit.com, W www.nareit.com

Graph 66: Long Term Technical Analysis - North America ***

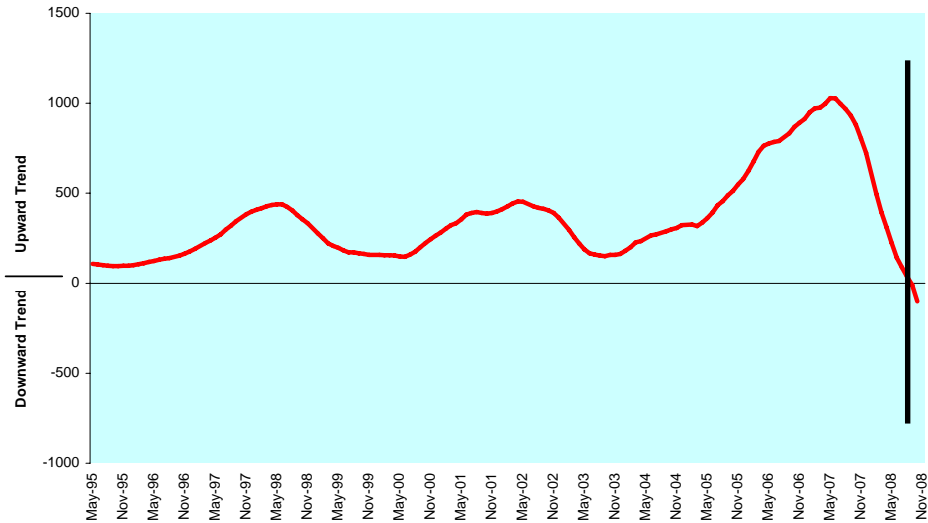


*** A disclaimer applies to this graph. Please refer to pages 106 and 107.

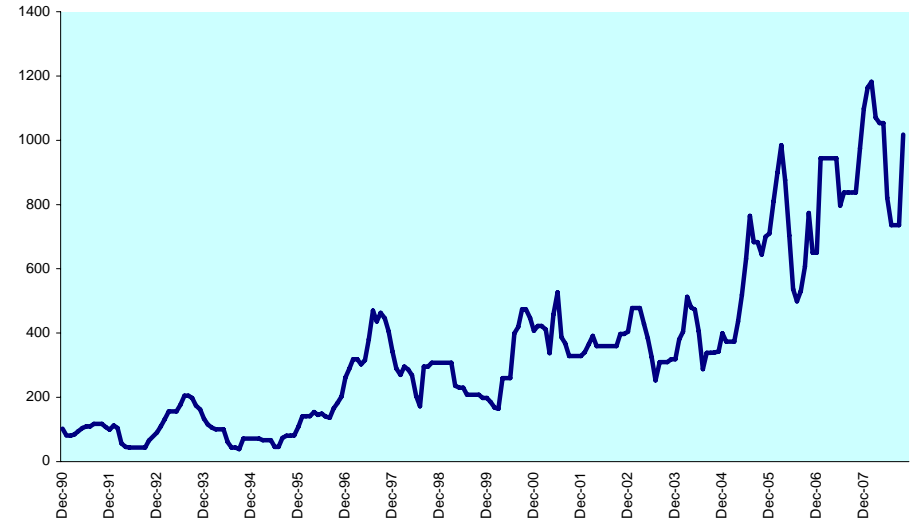
Graph 67: 1Y Retracement Levels - North America



Graph 68: Moving Averages: 5 Year vs 1 Year Oscillator - North America



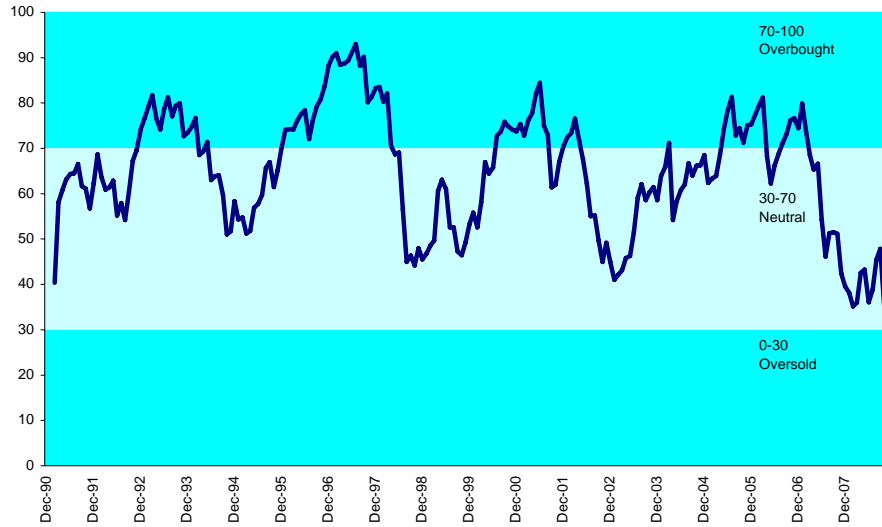
Graph 69: Average True Range (Index Points) - North America



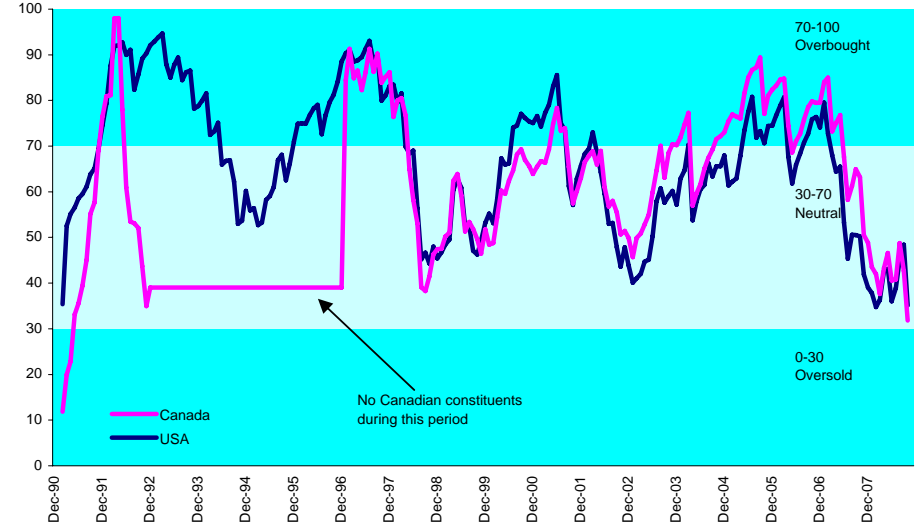
DATE: OCTOBER 2008 CONTACT DETAILS:

EPRA: Schiphol Boulevard 283, 1118 BH Schiphol Airport, The Netherlands, T +31 20 405 3830, F +31 20 405 3840, E info@epra.com, W www.epra.com
 NAREIT: 1875 Eye Street, N.W., Suite 600, Washington D.C. 20006, USA, T +1 202 739 9400, F +1 202 739 9401, E info@nareit.com, W www.nareit.com

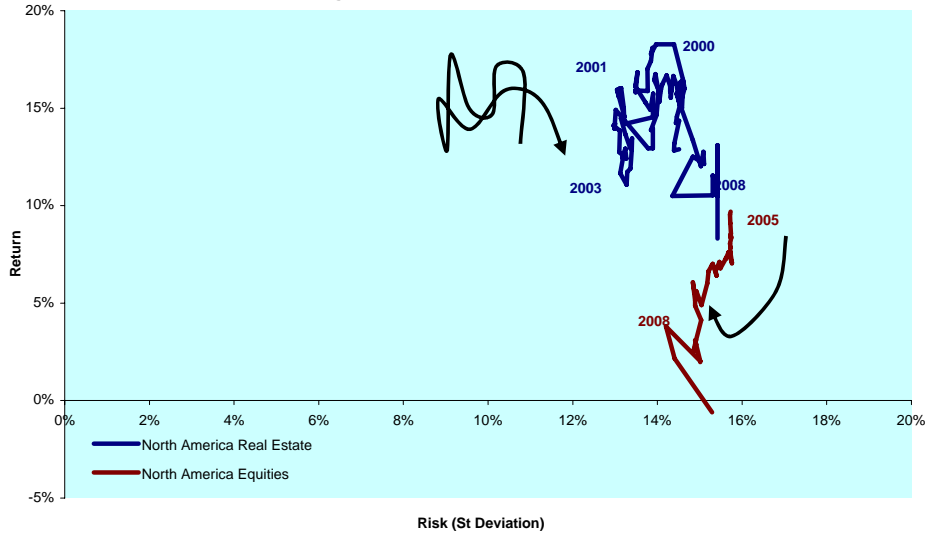
Graph 70: Relative Strength Indicator - North America



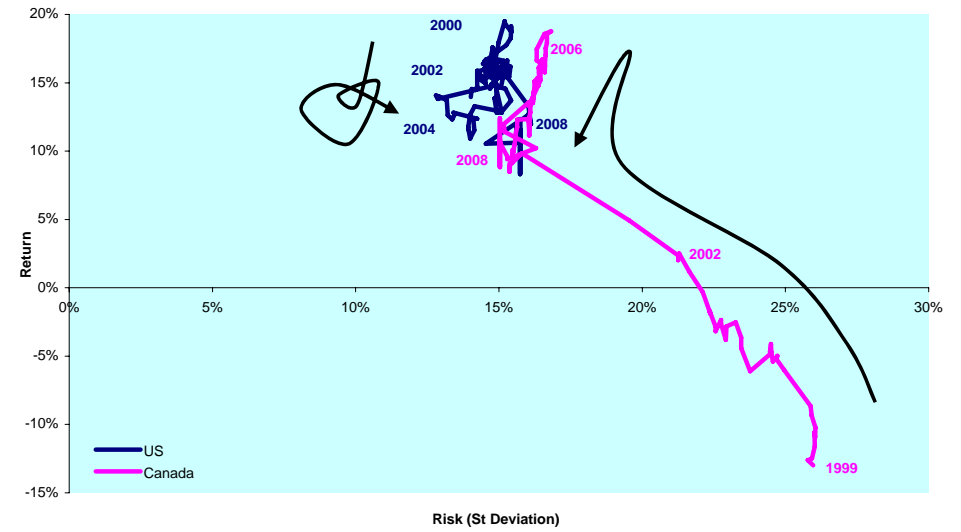
Graph 71: Relative Strength Indicator - North America Countries



Graph 72: Rolling 10 Years Risk/Return Profile - North America

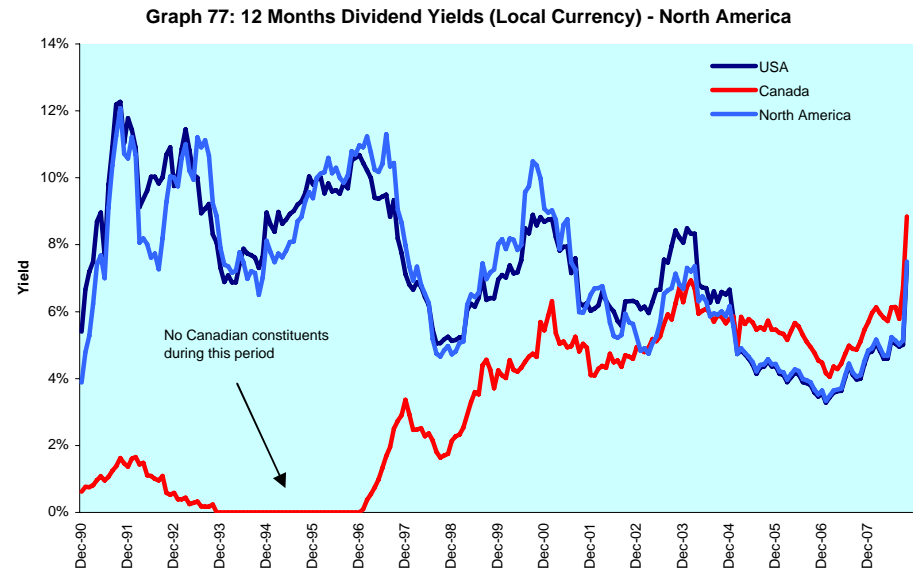
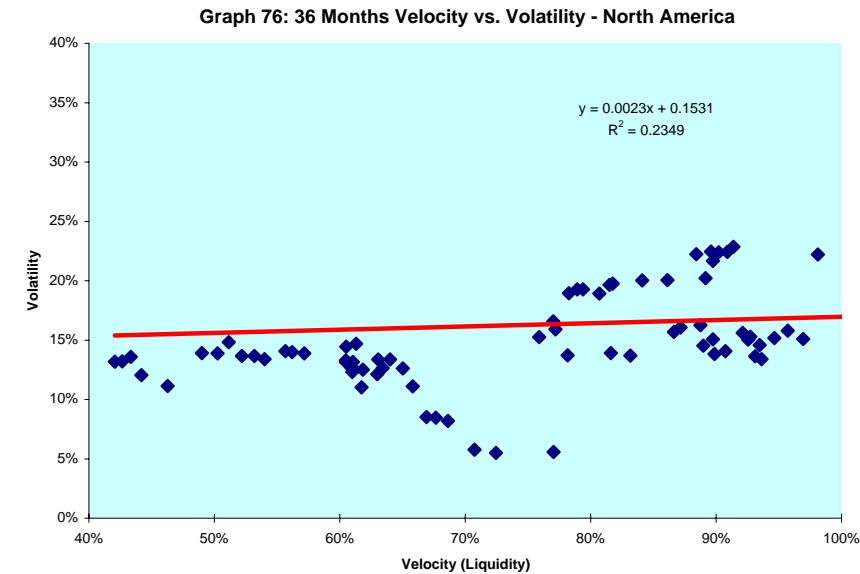
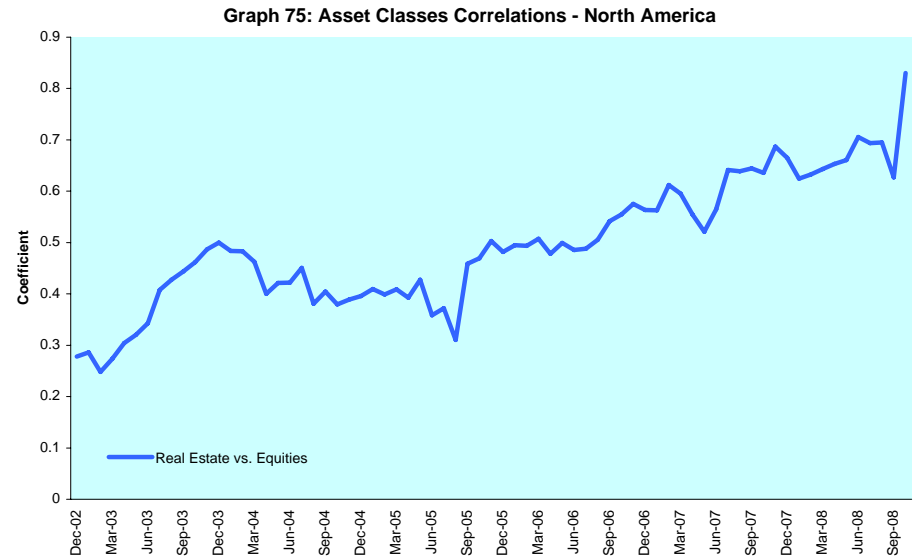
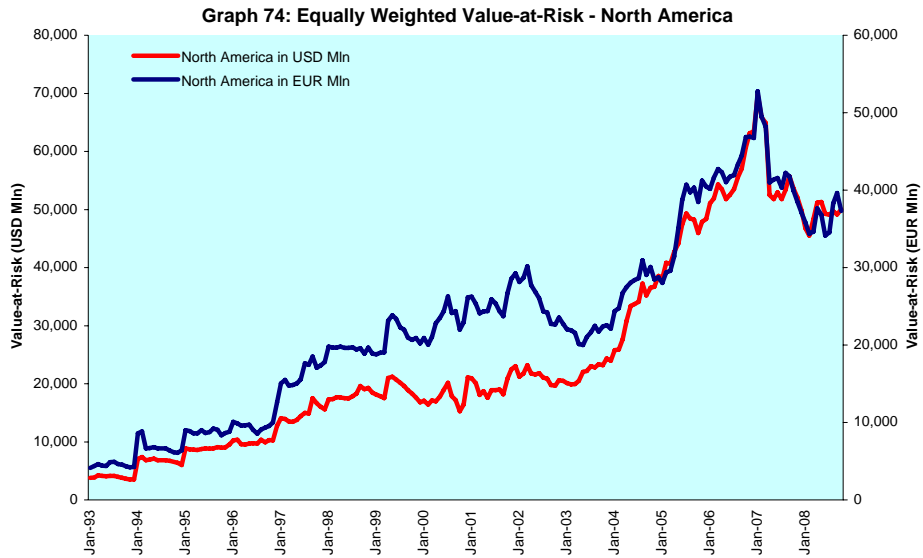


Graph 73: Rolling 10 Years Risk/Return Profile - North America Countries



DATE: OCTOBER 2008 CONTACT DETAILS:

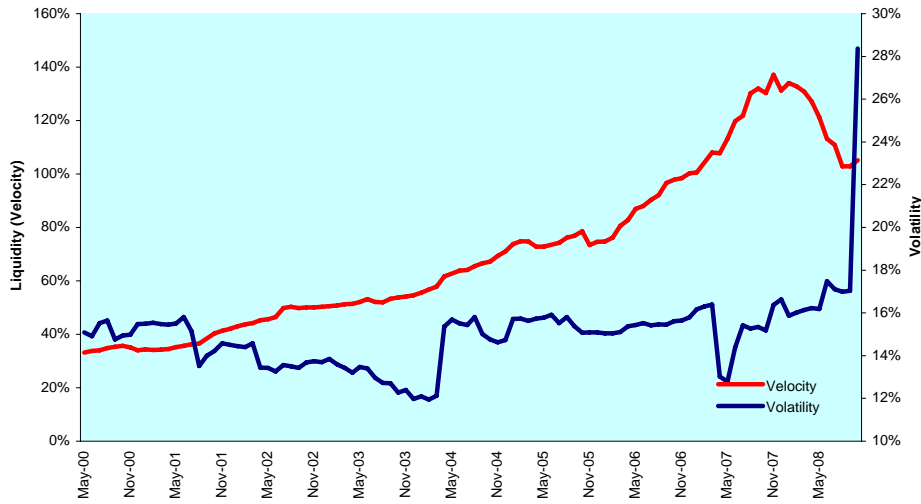
EPRA: Schiphol Boulevard 283, 1118 BH Schiphol Airport, The Netherlands, T +31 20 405 3830, F +31 20 405 3840, E info@epra.com, W www.epra.com
 NAREIT: 1875 Eye Street, N.W., Suite 600, Washington D.C. 20006, USA, T +1 202 739 9400, F +1 202 739 9401, E info@nareit.com, W www.nareit.com



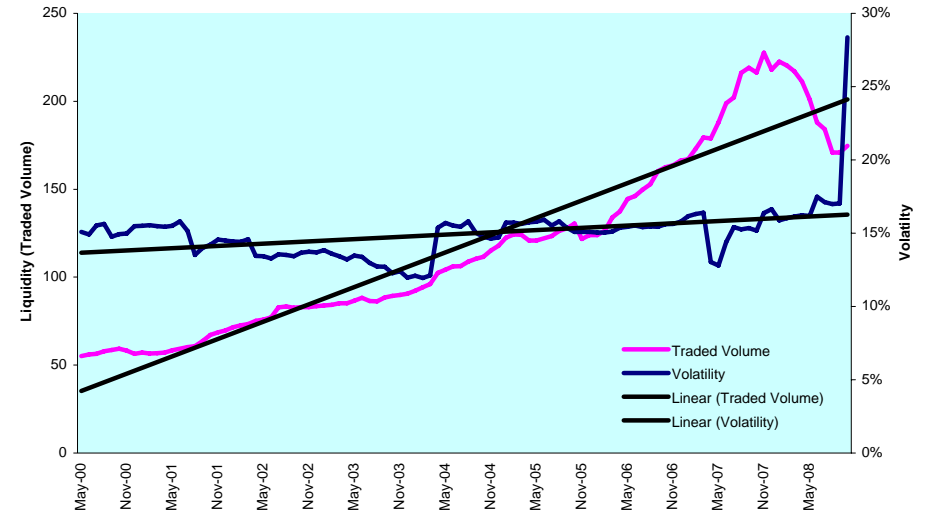
DATE: OCTOBER 2008 CONTACT DETAILS:

EPR: Schiphol Boulevard 283, 1118 BH Schiphol Airport, The Netherlands, T +31 20 405 3830, F +31 20 405 3840, E info@epa.com, W www.epa.com
 NAREIT: 1875 Eye Street, N.W., Suite 600, Washington D.C. 20006, USA, T +1 202 739 9400, F + 1 202 739 9401, E info@nareit.com, W www.nareit.com

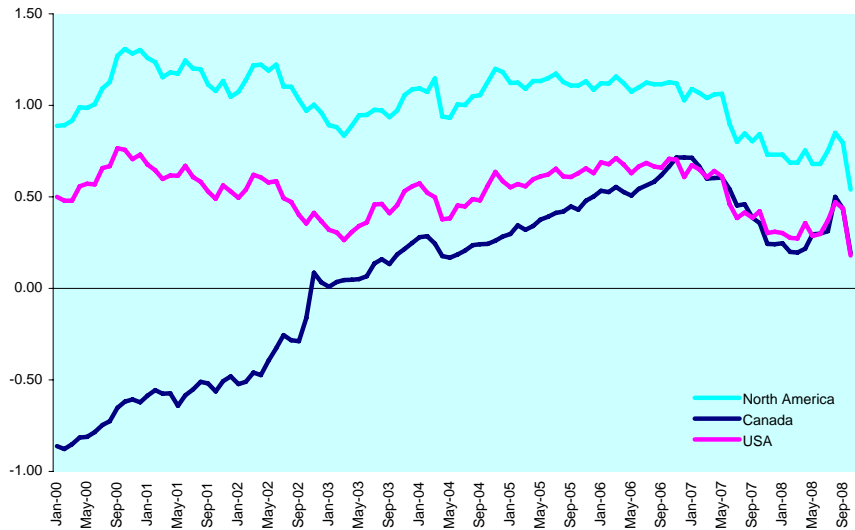
Graph 78: Liquidity (Velocity) vs. Volatility (St. Deviation) - North America



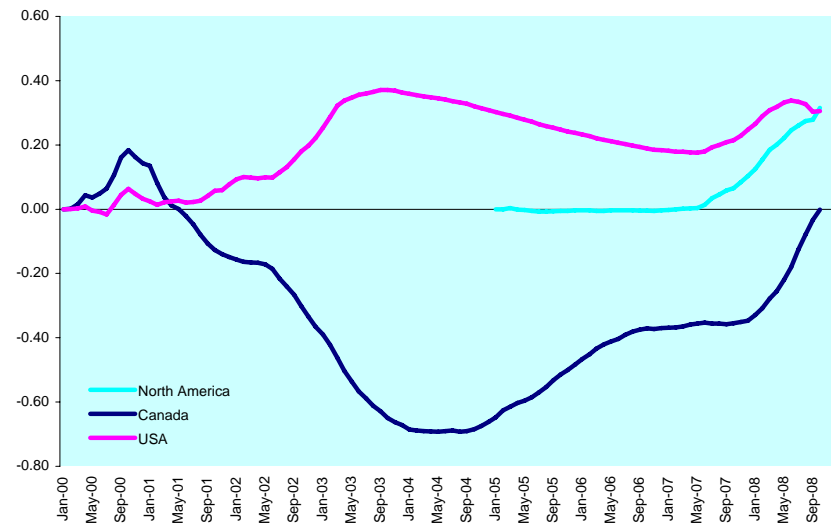
Graph 79: Liquidity (Traded Volume) vs. Volatility (St. Deviation) - North America



Graph 80: Sharp Ratio - North America



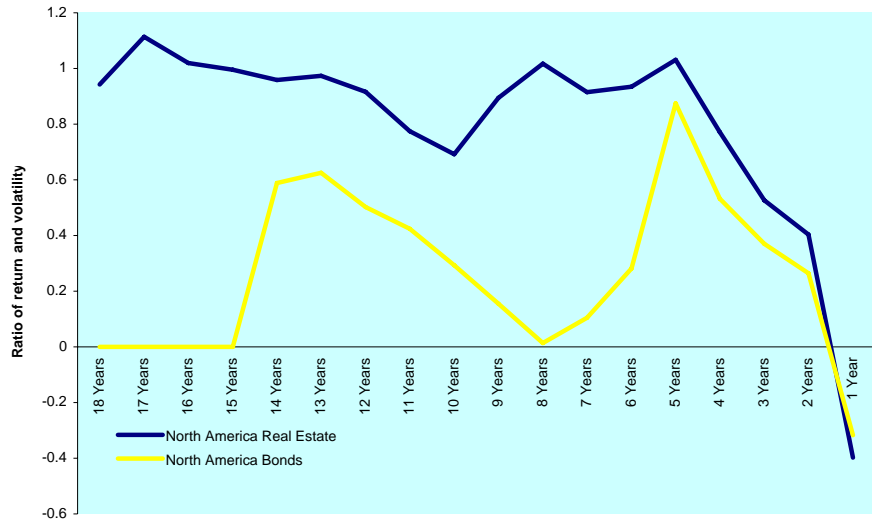
Graph 81: Long Term Beta Coefficient - North America



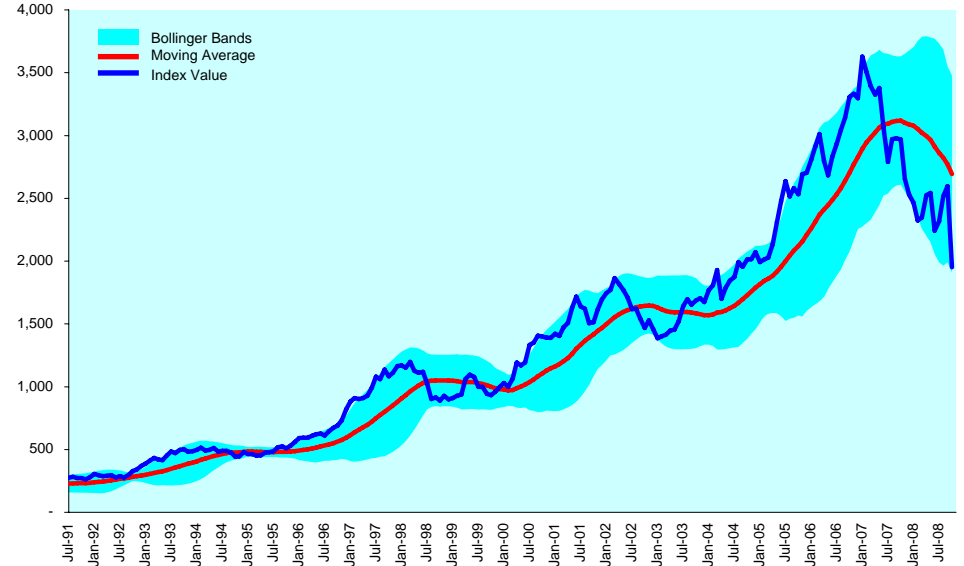
DATE: OCTOBER 2008 CONTACT DETAILS:

EPRA: Schiphol Boulevard 283, 1118 BH Schiphol Airport, The Netherlands, T +31 20 405 3830, F +31 20 405 3840, E info@epra.com, W www.epra.com
 NAREIT: 1875 Eye Street, N.W., Suite 600, Washington D.C. 20006, USA, T +1 202 739 9400, F + 1 202 739 9401, E info@nareit.com, W www.nareit.com

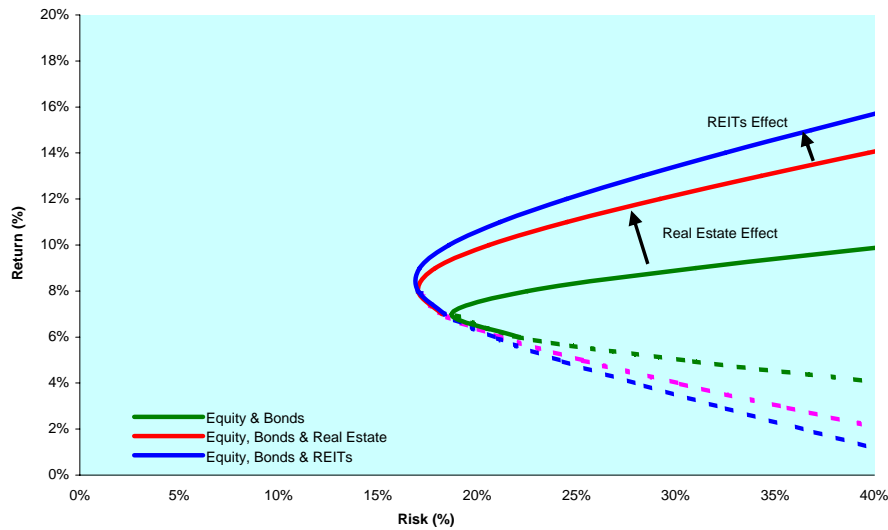
Graph 82: Investment Horizons - North America



Graph 83: 20 Month Bollinger Bands - North America



Graph 84: Efficient Frontiers - North America



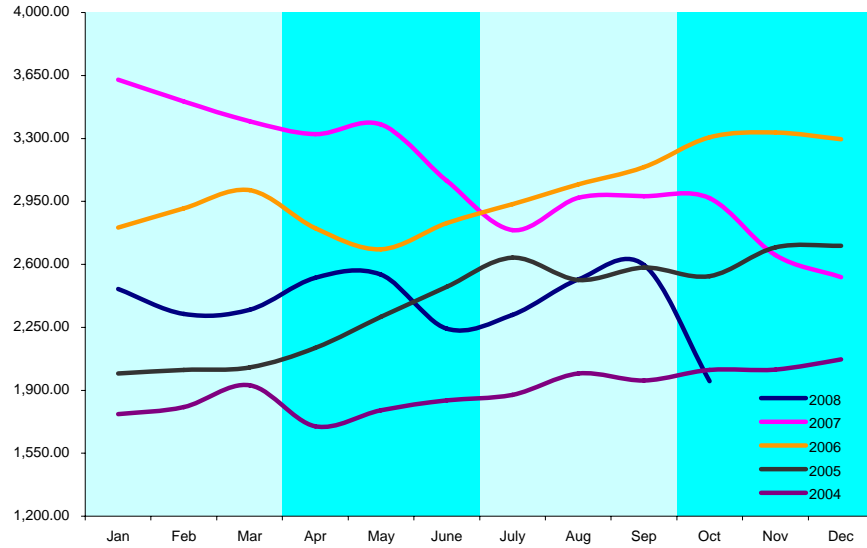
Graph 85: Candlesticks - North America



DATE: OCTOBER 2008 CONTACT DETAILS:

EPRA: Schiphol Boulevard 283, 1118 BH Schiphol Airport, The Netherlands, T +31 20 405 3830, F +31 20 405 3840, E info@epra.com, W www.epra.com
 NAREIT: 1875 Eye Street, N.W., Suite 600, Washington D.C. 20006, USA, T +1 202 739 9400, F +1 202 739 9401, E info@nareit.com, W www.nareit.com

Graph 86: Seasonality Chart - North America



DATE: OCTOBER 2008 CONTACT DETAILS:

EPRA: Schiphol Boulevard 283, 1118 BH Schiphol Airport, The Netherlands, T +31 20 405 3830, F +31 20 405 3840, E info@epra.com, W www.epra.com
NAREIT: 1875 Eye Street, N.W., Suite 600, Washington D.C. 20006, USA, T +1 202 739 9400, F +1 202 739 9401, E info@nareit.com, W www.nareit.com

Section 5

Individual Countries *

* This section contains selected country graphs. Other graphs and graphs for other countries are available upon request.

DATE: OCTOBER 2008 CONTACT DETAILS:

EPRA: Schiphol Boulevard 283, 1118 BH Schiphol Airport, The Netherlands, T +31 20 405 3830, F +31 20 405 3840, E info@epra.com, W www.epra.com
NAREIT: 1875 Eye Street, N.W., Suite 600, Washington D.C. 20006, USA, T +1 202 739 9400, F + 1 202 739 9401, E info@nareit.com, W www.nareit.com

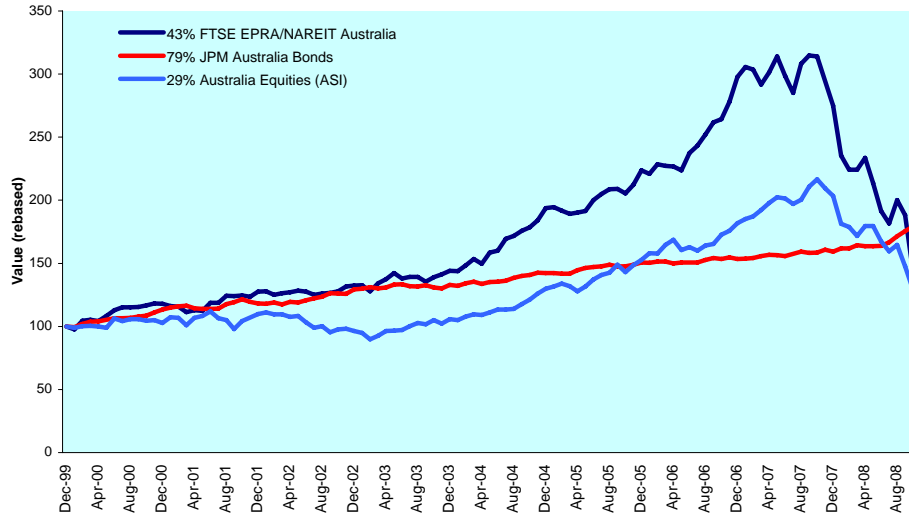
Section 5.1

Australia

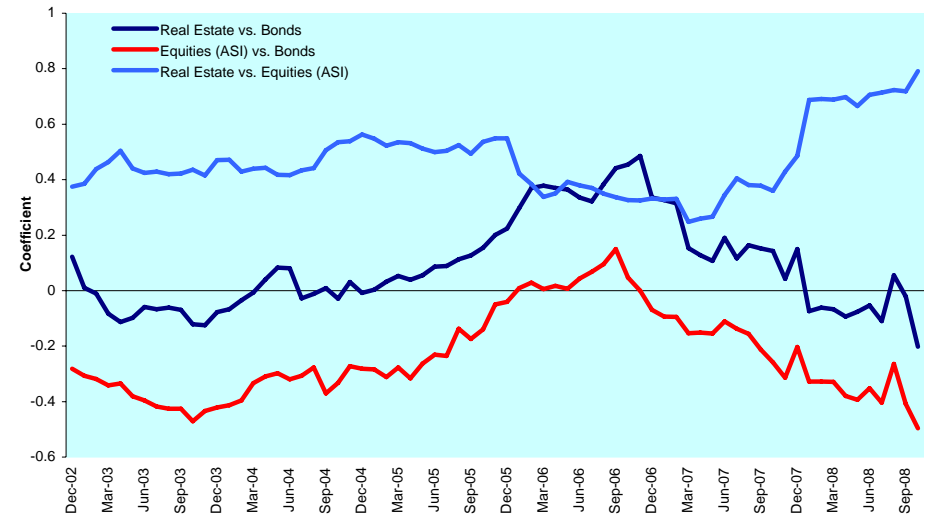
DATE: OCTOBER 2008 CONTACT DETAILS:

EPRA: Schiphol Boulevard 283, 1118 BH Schiphol Airport, The Netherlands, T +31 20 405 3830, F +31 20 405 3840, E info@epra.com, W www.epra.com
NAREIT: 1875 Eye Street, N.W., Suite 600, Washington D.C. 20006, USA, T +1 202 739 9400, F + 1 202 739 9401, E info@nareit.com, W www.nareit.com

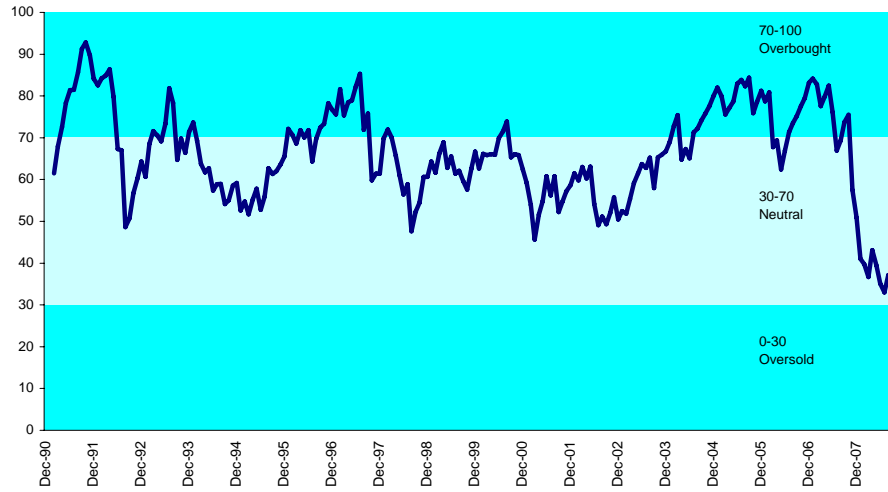
Graph 87: Bonds, Equities & Real Estate - Australia



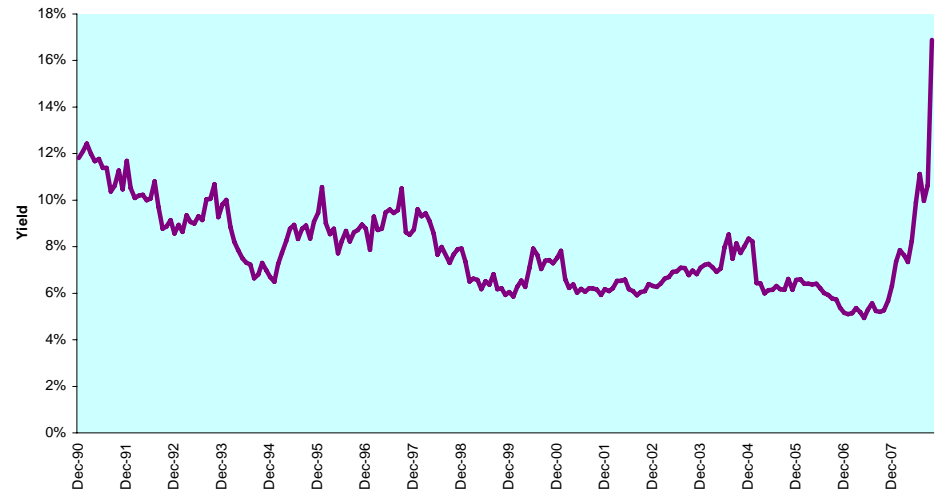
Graph 88: Asset Classes Correlations - Australia



Graph 89: Relative Strength Indicator - Australia



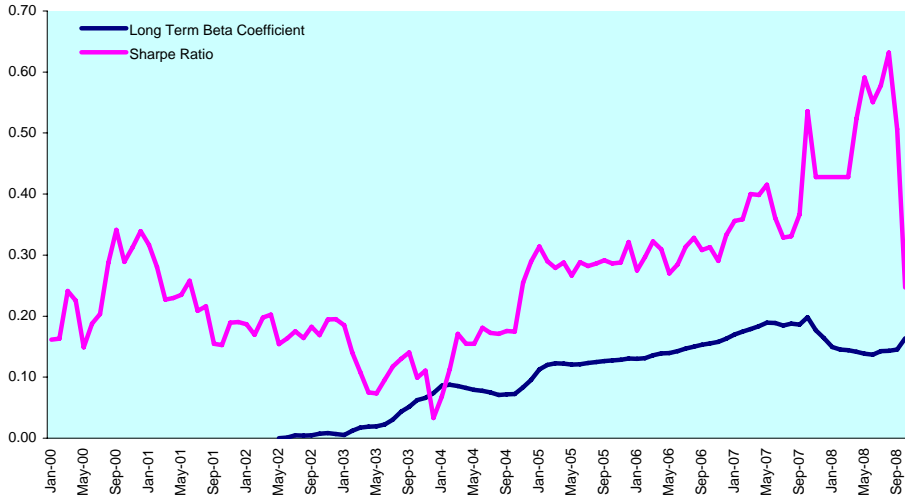
Graph 90: 12 Months Dividend Yields - Australia



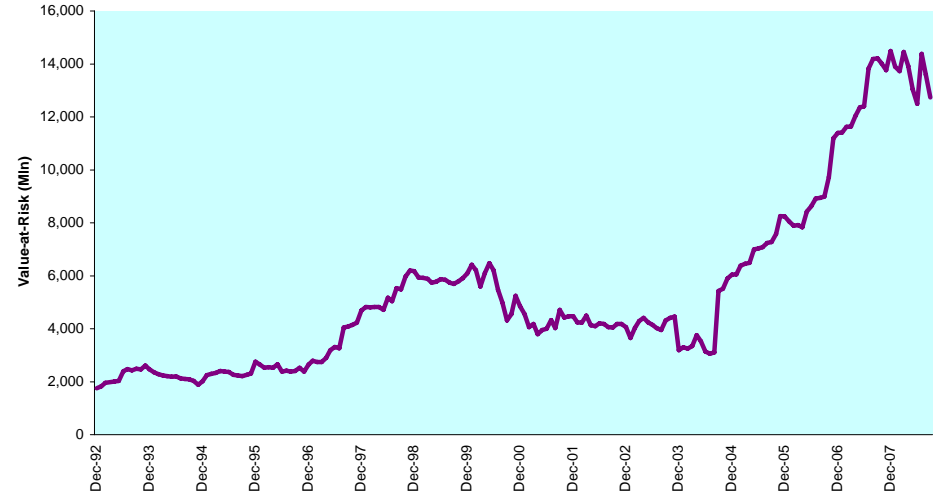
DATE: OCTOBER 2008 CONTACT DETAILS:

EPRA: Schiphol Boulevard 283, 1118 BH Schiphol Airport, The Netherlands, T +31 20 405 3830, F +31 20 405 3840, E info@epra.com, W www.epra.com
 NAREIT: 1875 Eye Street, N.W., Suite 600, Washington D.C. 20006, USA, T +1 202 739 9400, F +1 202 739 9401, E info@nareit.com, W www.nareit.com

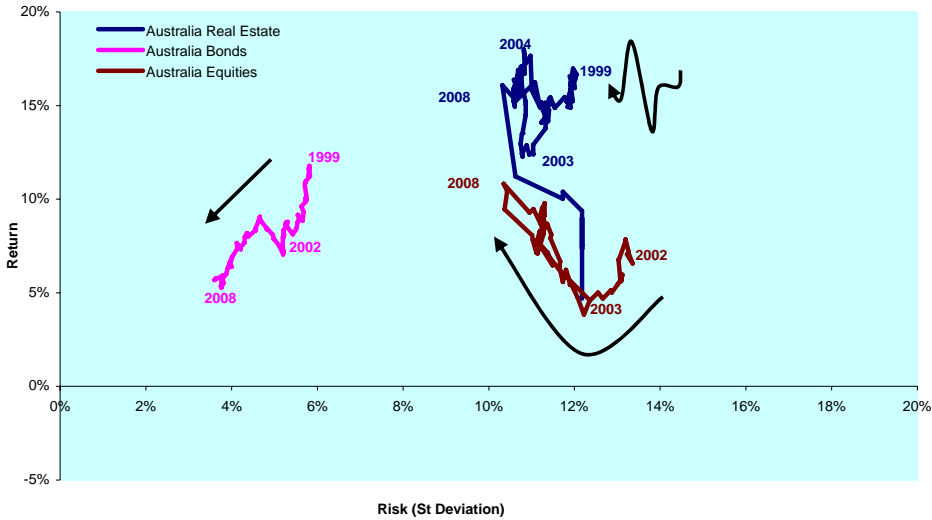
Graph 91: Long Term Beta Coefficient & Sharpe Ratio - Australia



Graph 92: Equally Weighted Value-at-Risk - Australia



Graph 93: Rolling 10 Years Risk/Return Profiles - Australia



DATE: OCTOBER 2008 CONTACT DETAILS:

EPRA: Schiphol Boulevard 283, 1118 BH Schiphol Airport, The Netherlands, T +31 20 405 3830, F +31 20 405 3840, E info@epra.com, W www.epra.com
 NAREIT: 1875 Eye Street, N.W., Suite 600, Washington D.C. 20006, USA, T +1 202 739 9400, F +1 202 739 9401, E info@nareit.com, W www.nareit.com

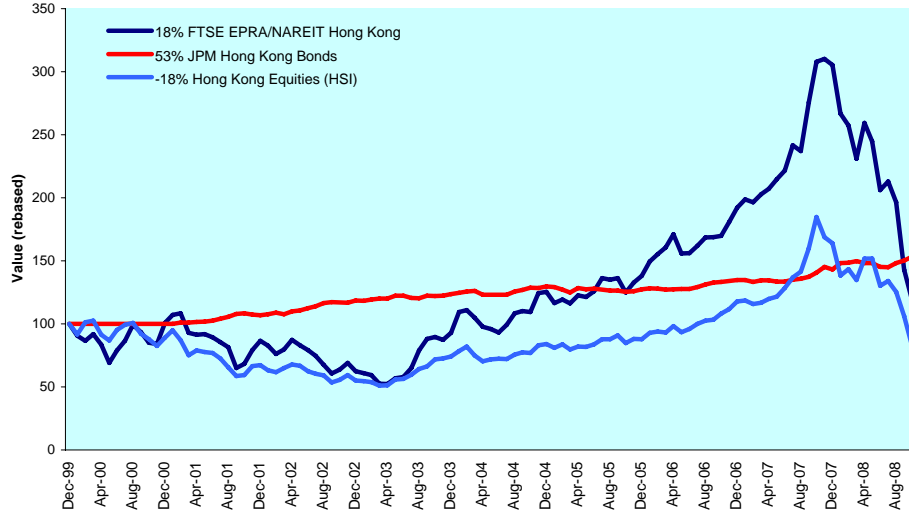
Section 5.2

Hong Kong

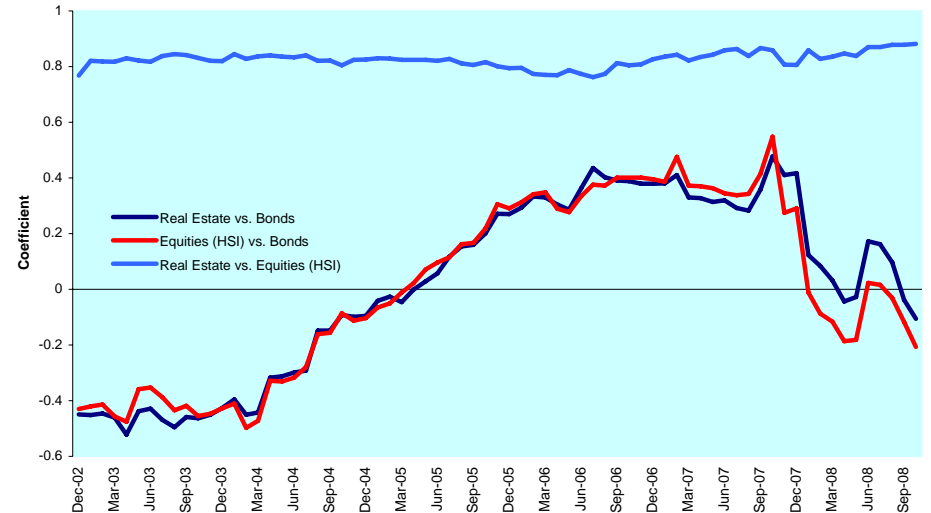
DATE: OCTOBER 2008 CONTACT DETAILS:

EPRA: Schiphol Boulevard 283, 1118 BH Schiphol Airport, The Netherlands, T +31 20 405 3830, F +31 20 405 3840, E info@epra.com, W www.epra.com
NAREIT: 1875 Eye Street, N.W., Suite 600, Washington D.C. 20006, USA, T +1 202 739 9400, F + 1 202 739 9401, E info@nareit.com, W www.nareit.com

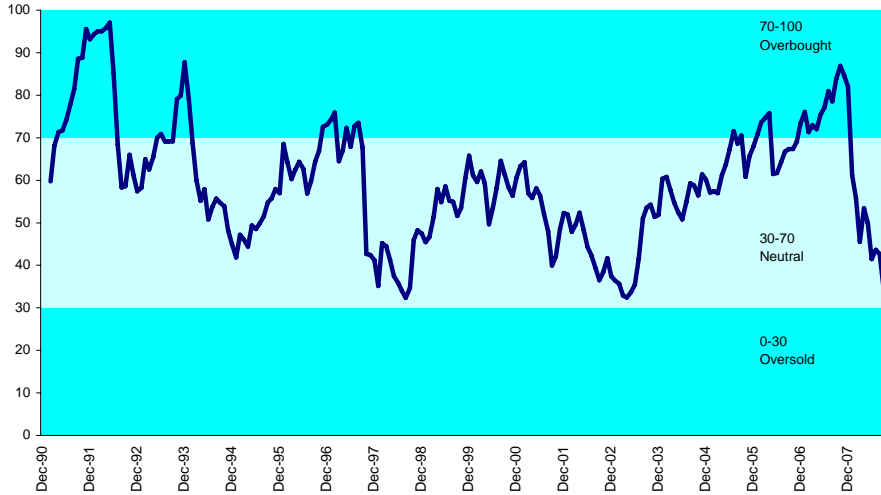
Graph 94: Bonds, Equities & Real Estate - Hong Kong



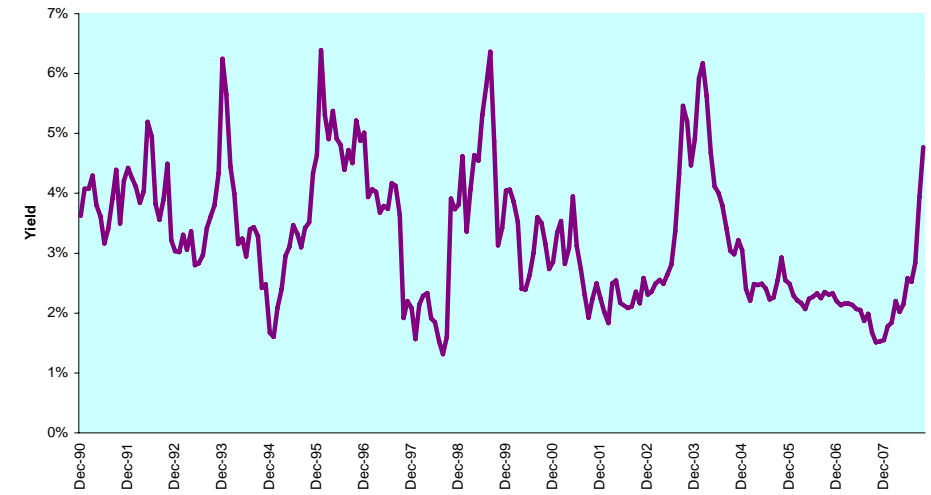
Graph 95: Asset Classes Correlations - Hong Kong



Graph 96: Relative Strength Indicator - Hong Kong



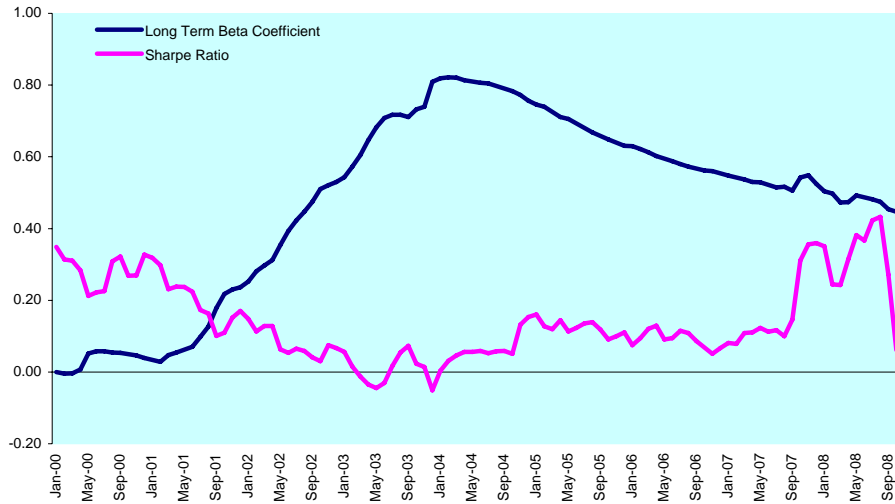
Graph 97: 12 Months Dividend Yields - Hong Kong



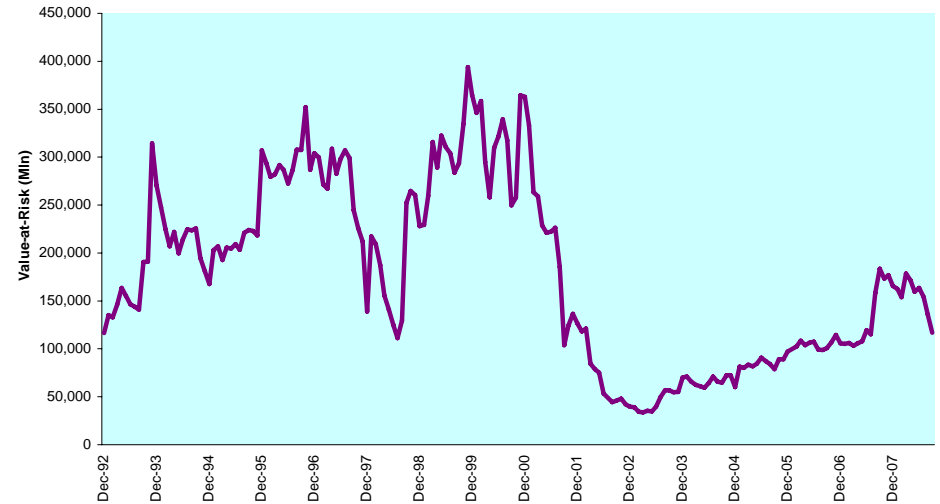
DATE: OCTOBER 2008 CONTACT DETAILS:

EPRA: Schiphol Boulevard 283, 1118 BH Schiphol Airport, The Netherlands, T +31 20 405 3830, F +31 20 405 3840, E info@epra.com, W www.epra.com
 NAREIT: 1875 Eye Street, N.W., Suite 600, Washington D.C. 20006, USA, T +1 202 739 9400, F + 1 202 739 9401, E info@nareit.com, W www.nareit.com

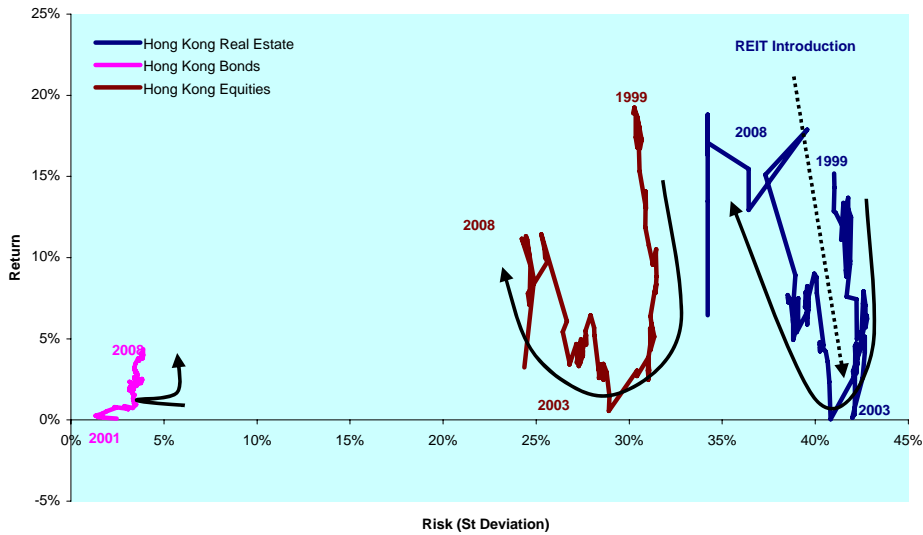
Graph 98: Long Term Beta Coefficient & Sharpe Ratio - Hong Kong



Graph 99: Equally Weighted Value-at-Risk - Hong Kong



Graph 100: Rolling 10 Years Risk/Return Profiles - Hong Kong



DATE: OCTOBER 2008 CONTACT DETAILS:

EPRA: Schiphol Boulevard 283, 1118 BH Schiphol Airport, The Netherlands, T +31 20 405 3830, F +31 20 405 3840, E info@epra.com, W www.epra.com
 NAREIT: 1875 Eye Street, N.W., Suite 600, Washington D.C. 20006, USA, T +1 202 739 9400, F +1 202 739 9401, E info@nareit.com, W www.nareit.com

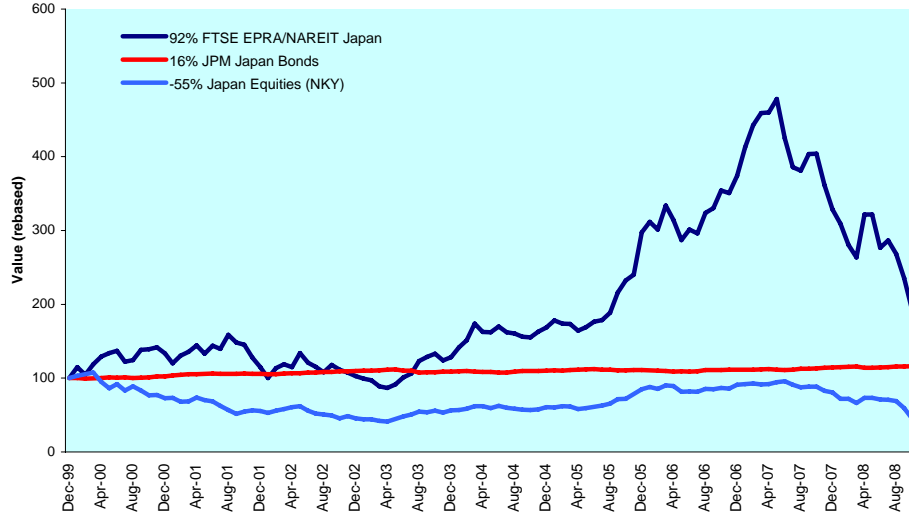
Section 5.3

Japan

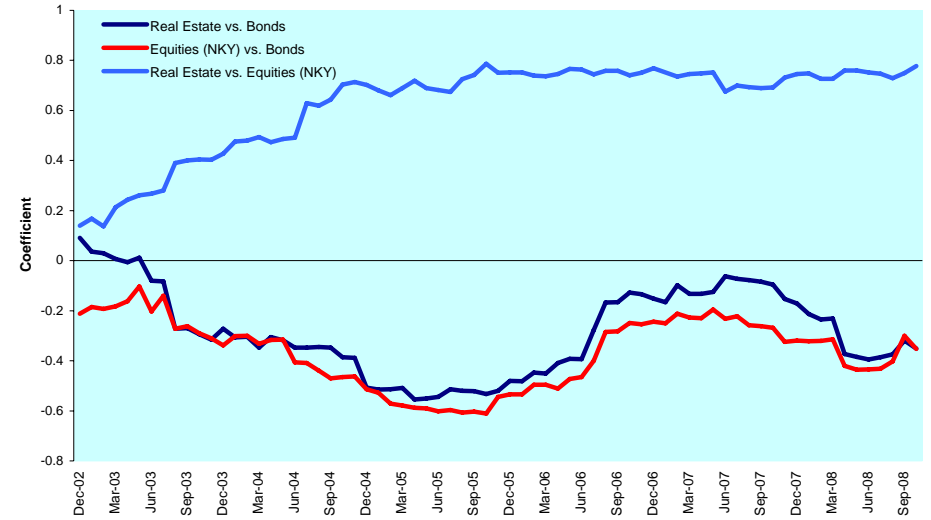
DATE: OCTOBER 2008 CONTACT DETAILS:

EPRA: Schiphol Boulevard 283, 1118 BH Schiphol Airport, The Netherlands, T +31 20 405 3830, F +31 20 405 3840, E info@epra.com, W www.epra.com
NAREIT: 1875 Eye Street, N.W., Suite 600, Washington D.C. 20006, USA, T +1 202 739 9400, F + 1 202 739 9401, E info@nareit.com, W www.nareit.com

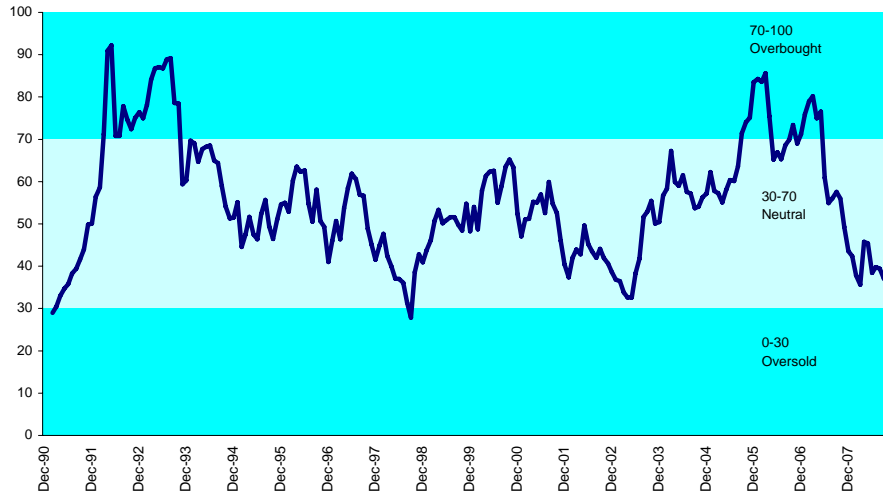
Graph 101: Bonds, Equities & Real Estate - Japan



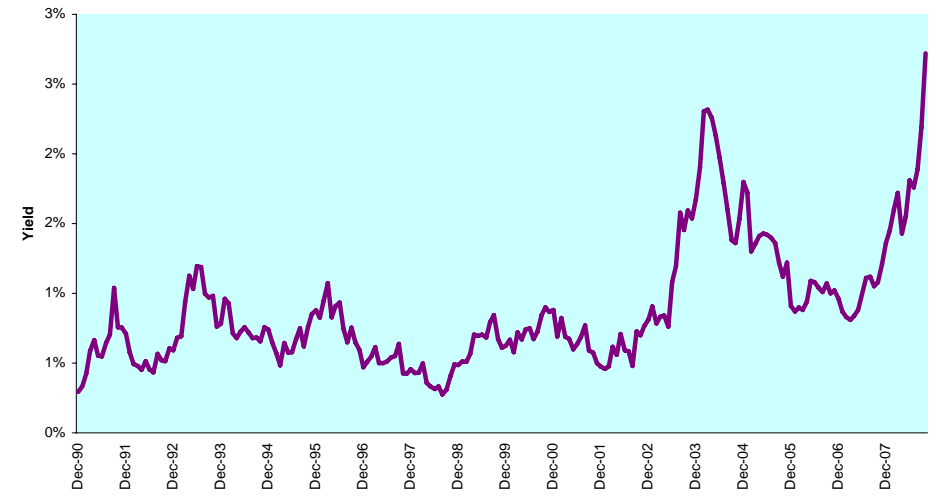
Graph 102: Asset Classes Correlations - Japan



Graph 103: Relative Strength Indicator - Japan



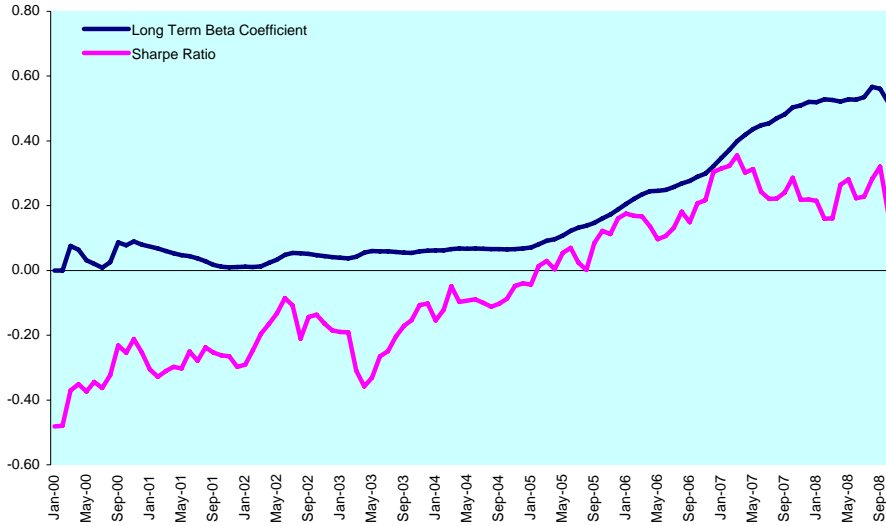
Graph 104: 12 Months Dividend Yields - Japan



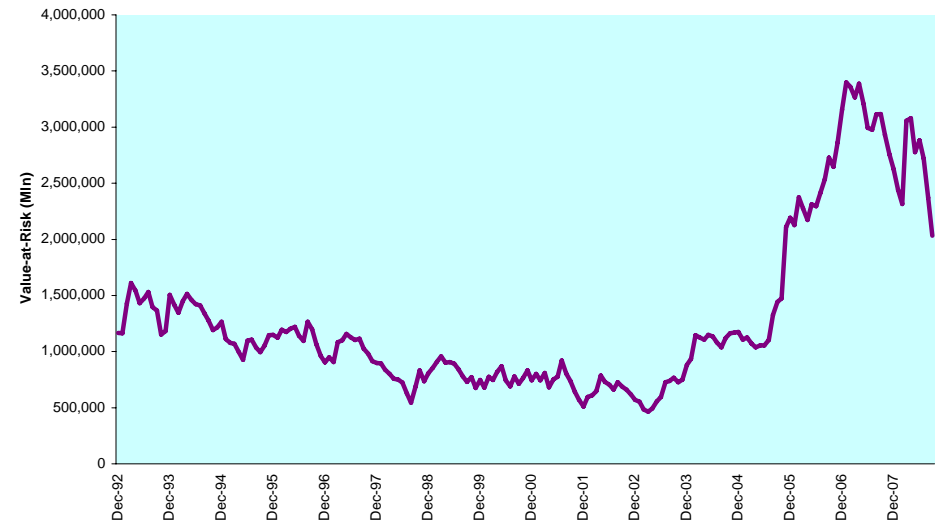
DATE: OCTOBER 2008 CONTACT DETAILS:

EPRA: Schiphol Boulevard 283, 1118 BH Schiphol Airport, The Netherlands, T +31 20 405 3830, F +31 20 405 3840, E info@epra.com, W www.epra.com
 NAREIT: 1875 Eye Street, N.W., Suite 600, Washington D.C. 20006, USA, T +1 202 739 9400, F +1 202 739 9401, E info@nareit.com, W www.nareit.com

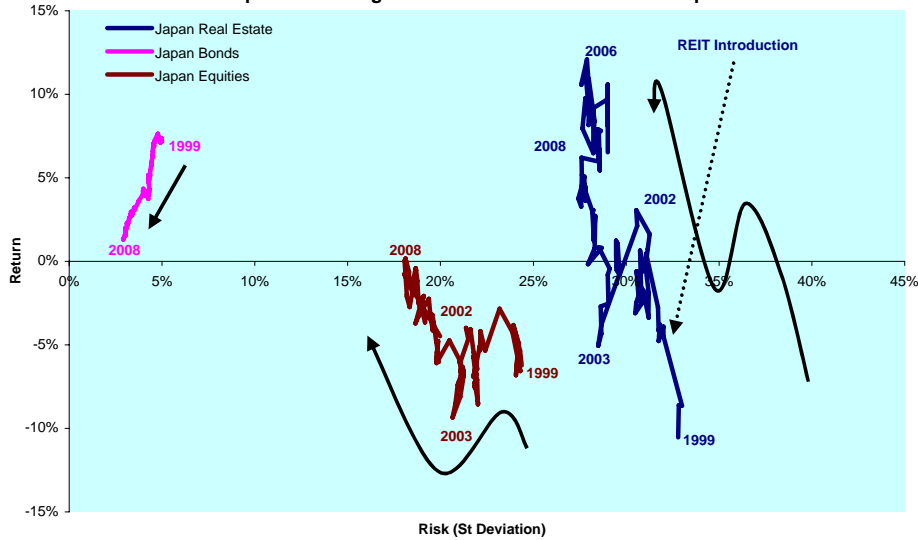
Graph 105: Long Term Beta Coefficient & Sharpe Ratio - Japan



Graph 106: Equally Weighted Value-at-Risk - Japan



Graph 107: Rolling 10 Years Risk/Return Profiles - Japan



DATE: OCTOBER 2008 CONTACT DETAILS:

EPR: Schiphol Boulevard 283, 1118 BH Schiphol Airport, The Netherlands, T +31 20 405 3830, F +31 20 405 3840, E info@epa.com, W www.epa.com
 NAREIT: 1875 Eye Street, N.W., Suite 600, Washington D.C. 20006, USA, T +1 202 739 9400, F + 1 202 739 9401, E info@nareit.com, W www.nareit.com

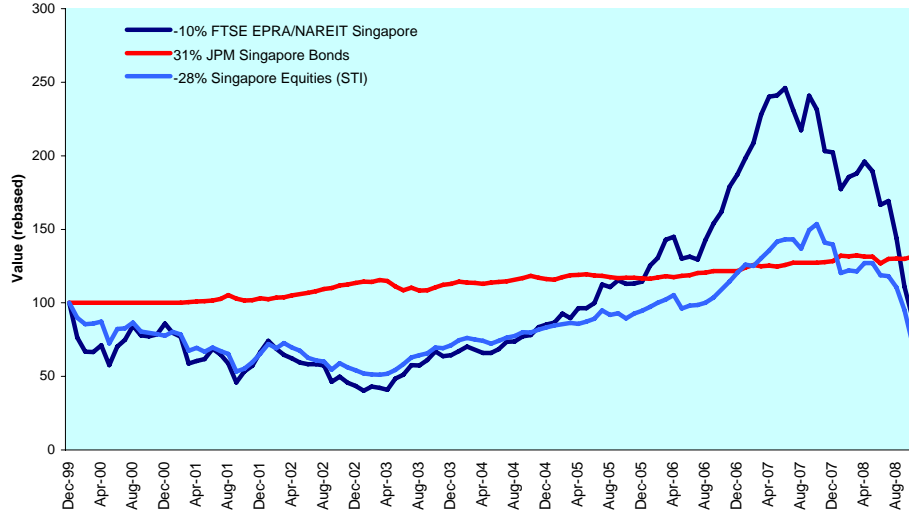
Section 5.4

Singapore

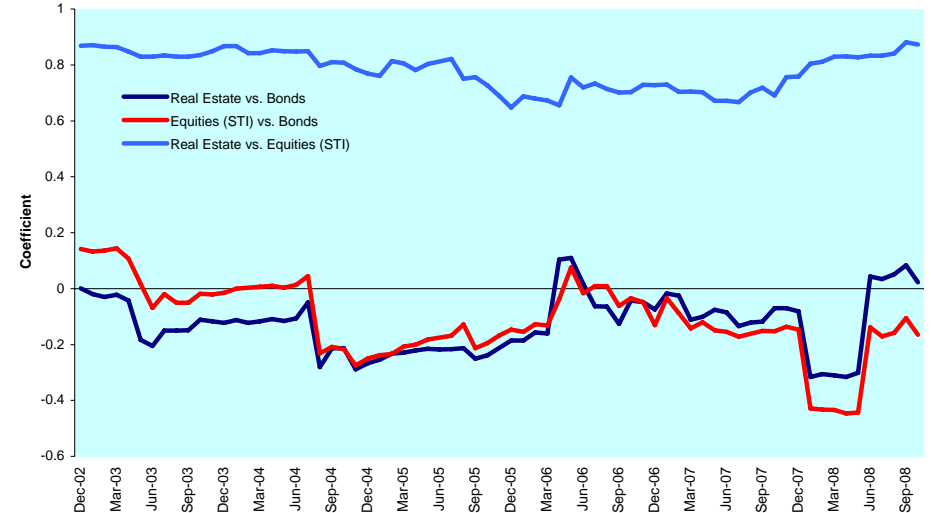
DATE: OCTOBER 2008 CONTACT DETAILS:

EPRA: Schiphol Boulevard 283, 1118 BH Schiphol Airport, The Netherlands, T +31 20 405 3830, F +31 20 405 3840, E info@epra.com, W www.epra.com
NAREIT: 1875 Eye Street, N.W., Suite 600, Washington D.C. 20006, USA, T +1 202 739 9400, F + 1 202 739 9401, E info@nareit.com, W www.nareit.com

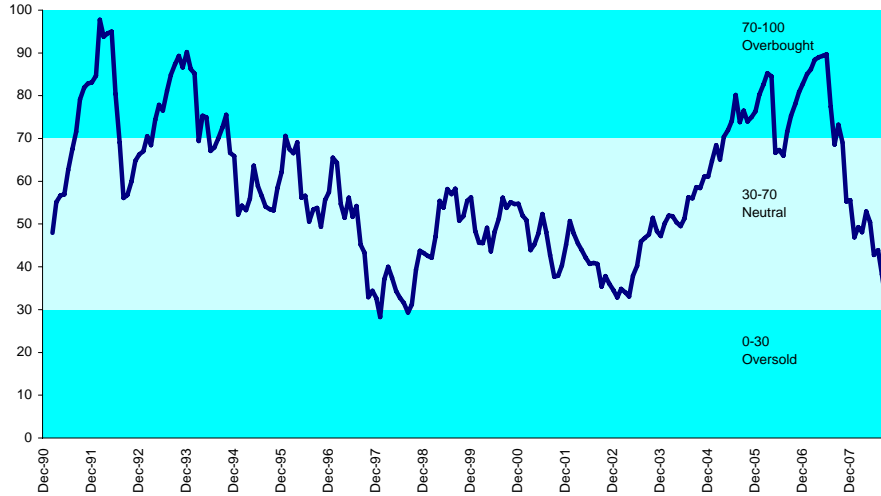
Graph 108: Bonds, Equities & Real Estate - Singapore



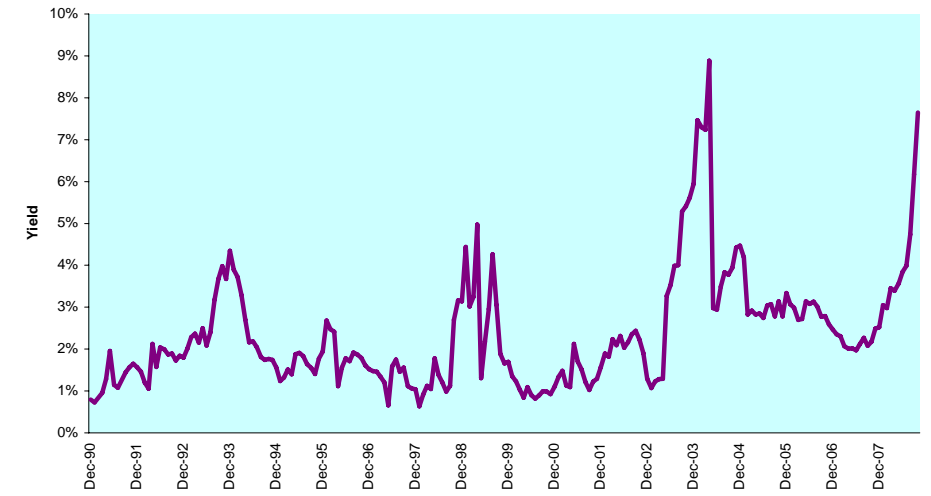
Graph 109: Asset Classes Correlations - Singapore



Graph 110: Relative Strength Indicator - Singapore



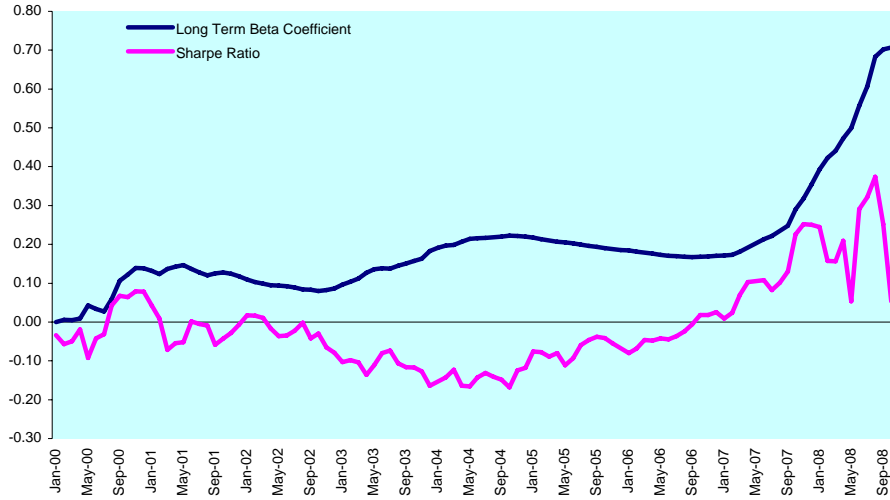
Graph 111: 12 Months Dividend Yields - Singapore



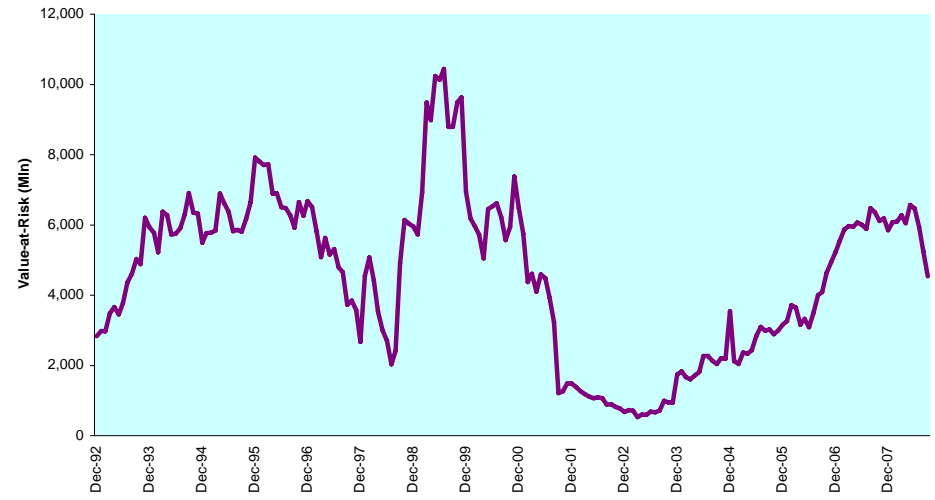
DATE: OCTOBER 2008 CONTACT DETAILS:

EPRA: Schiphol Boulevard 283, 1118 BH Schiphol Airport, The Netherlands, T +31 20 405 3830, F +31 20 405 3840, E info@epra.com, W www.epra.com
 NAREIT: 1875 Eye Street, N.W., Suite 600, Washington D.C. 20006, USA, T +1 202 739 9400, F +1 202 739 9401, E info@nareit.com, W www.nareit.com

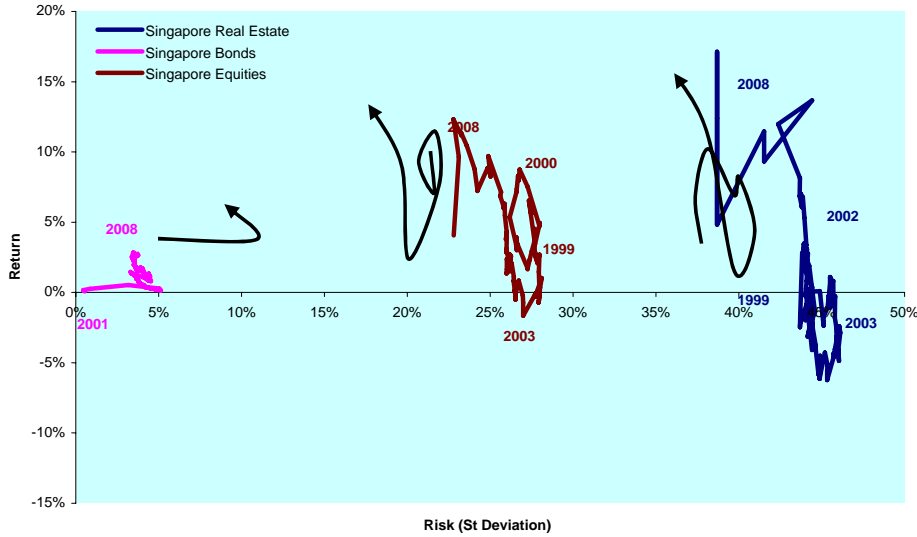
Graph 112: Long Term Beta Coefficient & Sharpe Ratio - Singapore



Graph 113: Equally Weighted Value-at-Risk - Singapore



Graph 114: Rolling 10 Years Risk/Return Profiles - Singapore



DATE: OCTOBER 2008 CONTACT DETAILS:

EPR: Schiphol Boulevard 283, 1118 BH Schiphol Airport, The Netherlands, T +31 20 405 3830, F +31 20 405 3840, E info@epa.com, W www.epa.com
 NAREIT: 1875 Eye Street, N.W., Suite 600, Washington D.C. 20006, USA, T +1 202 739 9400, F +1 202 739 9401, E info@nareit.com, W www.nareit.com

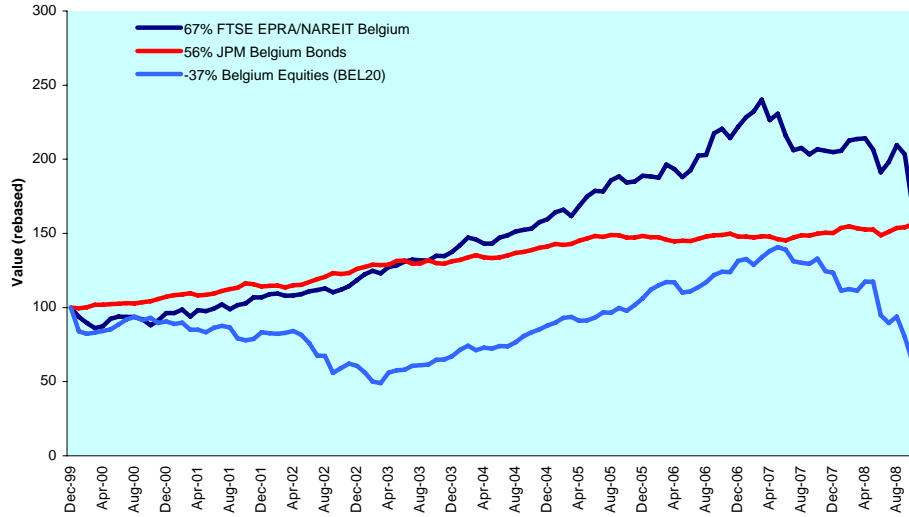
Section 5.5

Belgium

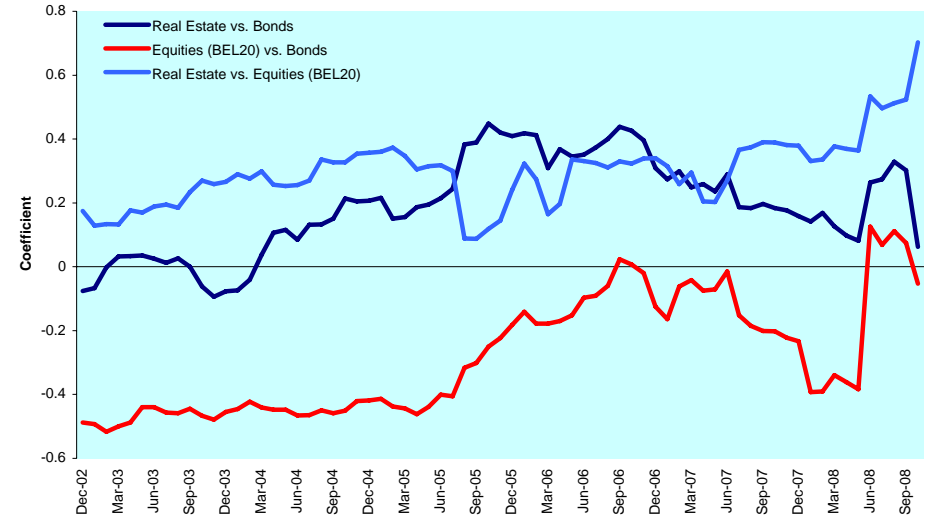
DATE: OCTOBER 2008 CONTACT DETAILS:

EPRA: Schiphol Boulevard 283, 1118 BH Schiphol Airport, The Netherlands, T +31 20 405 3830, F +31 20 405 3840, E info@epra.com, W www.epra.com
NAREIT: 1875 Eye Street, N.W., Suite 600, Washington D.C. 20006, USA, T +1 202 739 9400, F + 1 202 739 9401, E info@nareit.com, W www.nareit.com

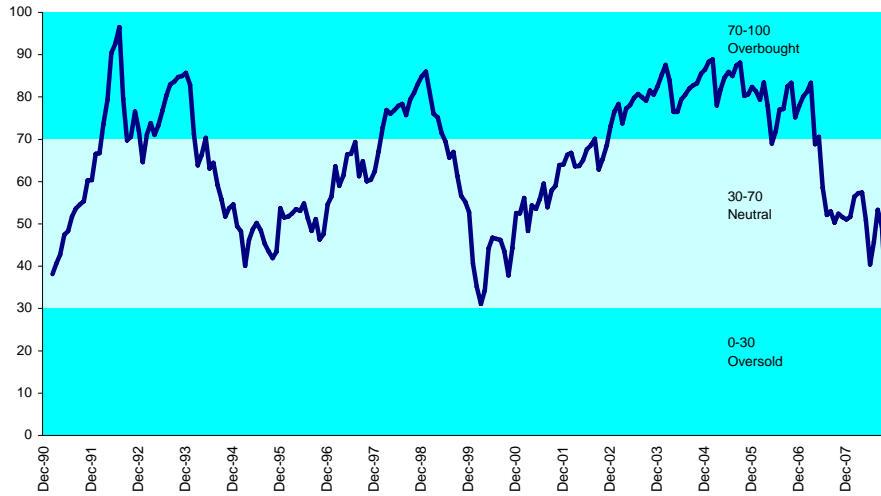
Graph 115: Bonds, Equities & Real Estate - Belgium



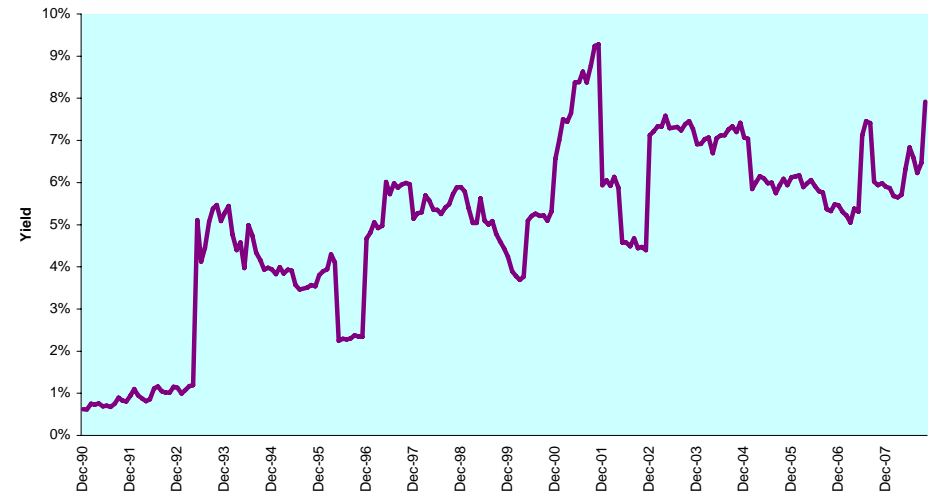
Graph 116: Asset Classes Correlations - Belgium



Graph 117: Relative Strength Indicator - Belgium



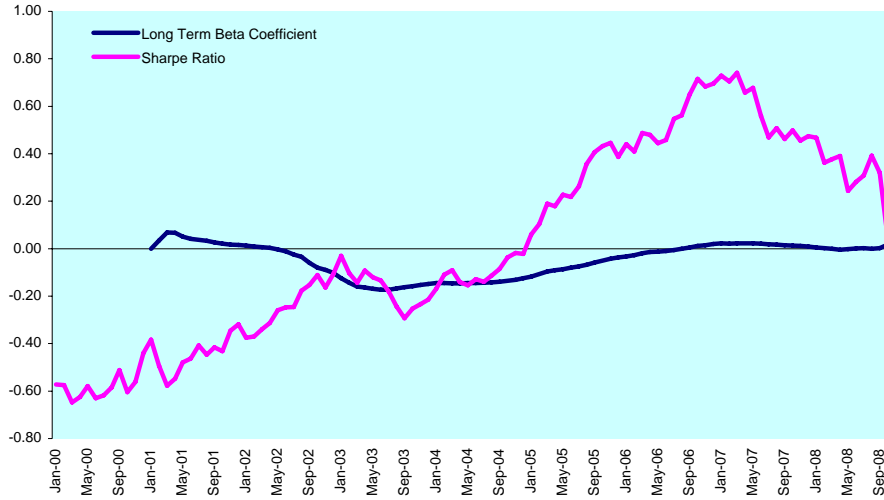
Graph 118: 12 Months Dividend Yields - Belgium



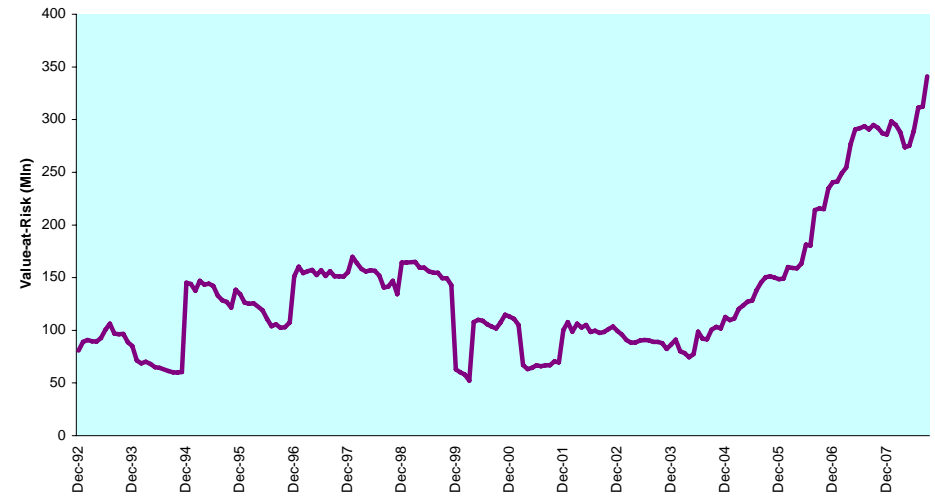
DATE: OCTOBER 2008 CONTACT DETAILS:

EPRA: Schiphol Boulevard 283, 1118 BH Schiphol Airport, The Netherlands, T +31 20 405 3830, F +31 20 405 3840, E info@epra.com, W www.epra.com
 NAREIT: 1875 Eye Street, N.W., Suite 600, Washington D.C. 20006, USA, T +1 202 739 9400, F +1 202 739 9401, E info@nareit.com, W www.nareit.com

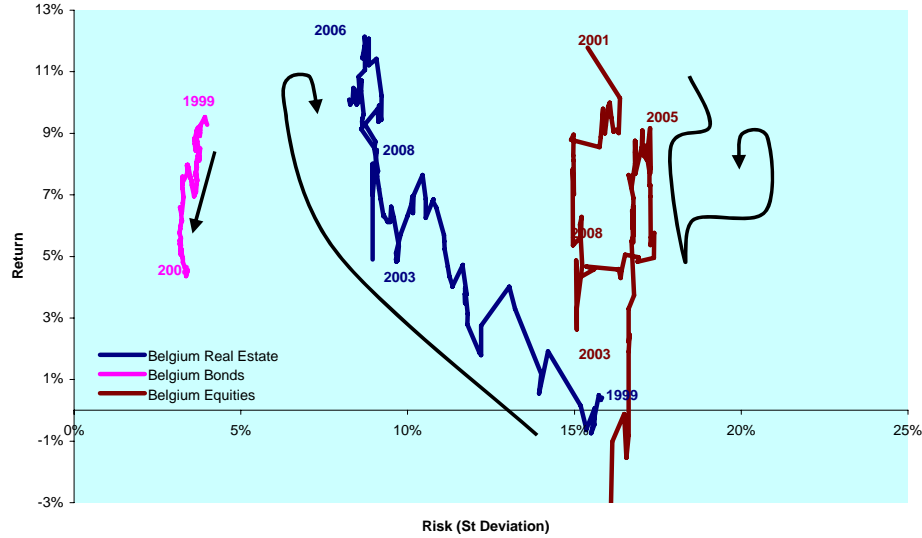
Graph 119: Long Term Beta Coefficient & Sharpe Ratio - Belgium



Graph 120: Equally Weighted Value-at-Risk - Belgium



Graph 121: Rolling 10 Years Risk/Return Profiles - Belgium



DATE: OCTOBER 2008 CONTACT DETAILS:

EPRA: Schiphol Boulevard 283, 1118 BH Schiphol Airport, The Netherlands, T +31 20 405 3830, F +31 20 405 3840, E info@epra.com, W www.epra.com
 NAREIT: 1875 Eye Street, N.W., Suite 600, Washington D.C. 20006, USA, T + 1 202 739 9400, F + 1 202 739 9401, E info@nareit.com, W www.nareit.com

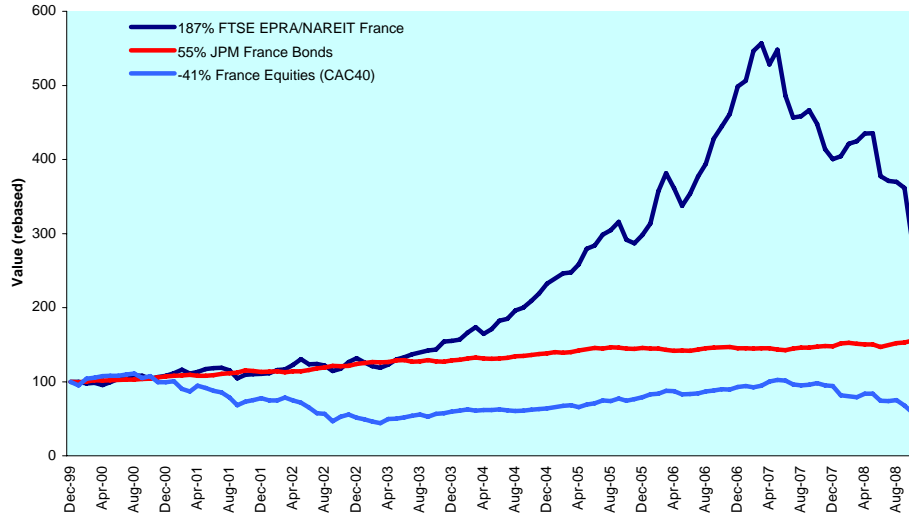
Section 5.6

France

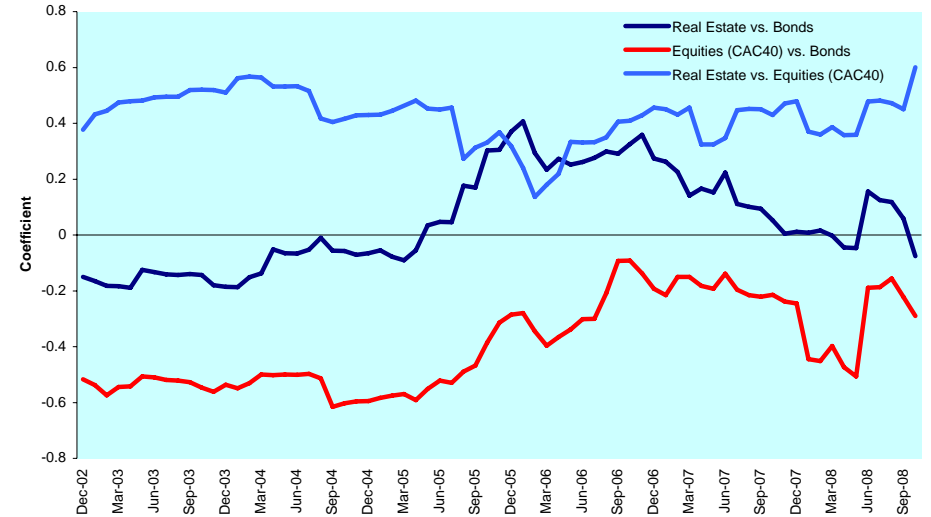
DATE: OCTOBER 2008 CONTACT DETAILS:

EPRA: Schiphol Boulevard 283, 1118 BH Schiphol Airport, The Netherlands, T +31 20 405 3830, F +31 20 405 3840, E info@epra.com, W www.epra.com
NAREIT: 1875 Eye Street, N.W., Suite 600, Washington D.C. 20006, USA, T +1 202 739 9400, F + 1 202 739 9401, E info@nareit.com, W www.nareit.com

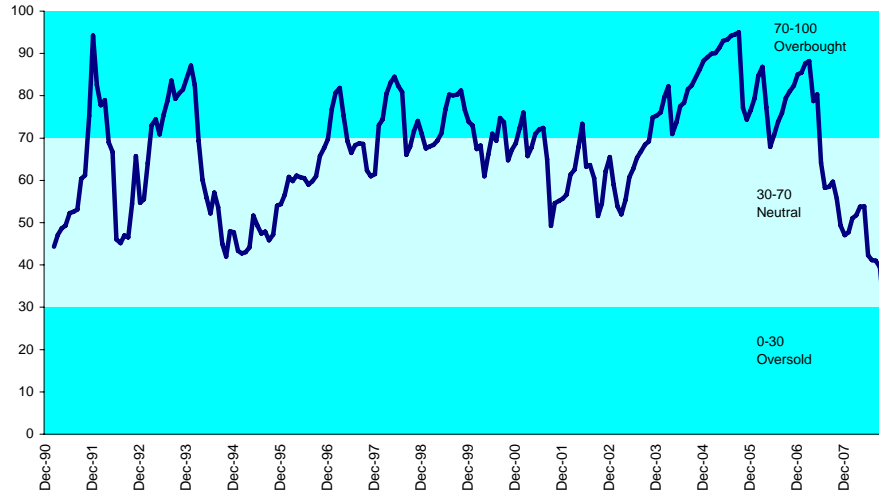
Graph 122: Bonds, Equities & Real Estate - France



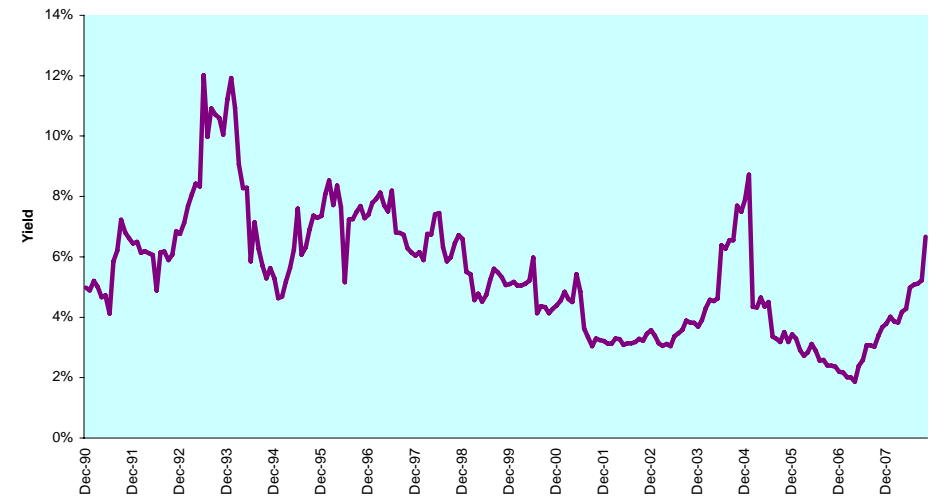
Graph 123: Asset Classes Correlations - France



Graph 124: Relative Strength Indicator - France



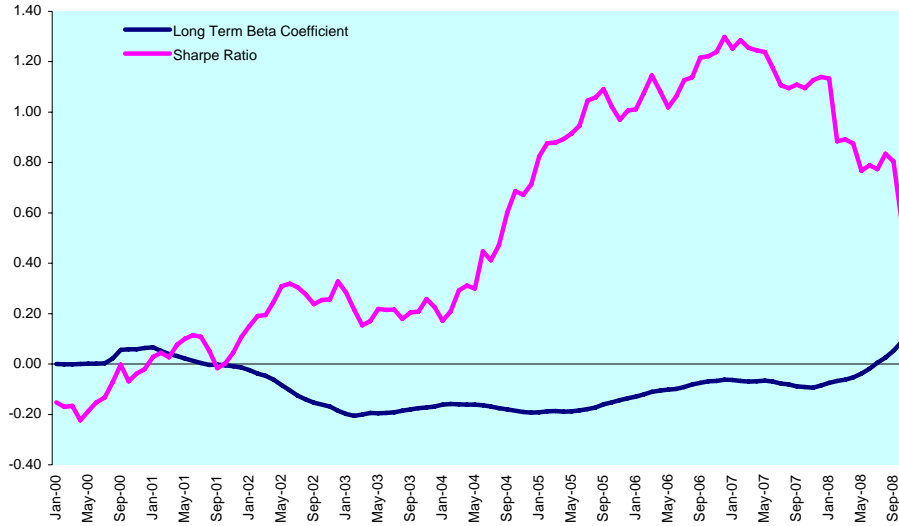
Graph 125: 12 Months Dividend Yields - France



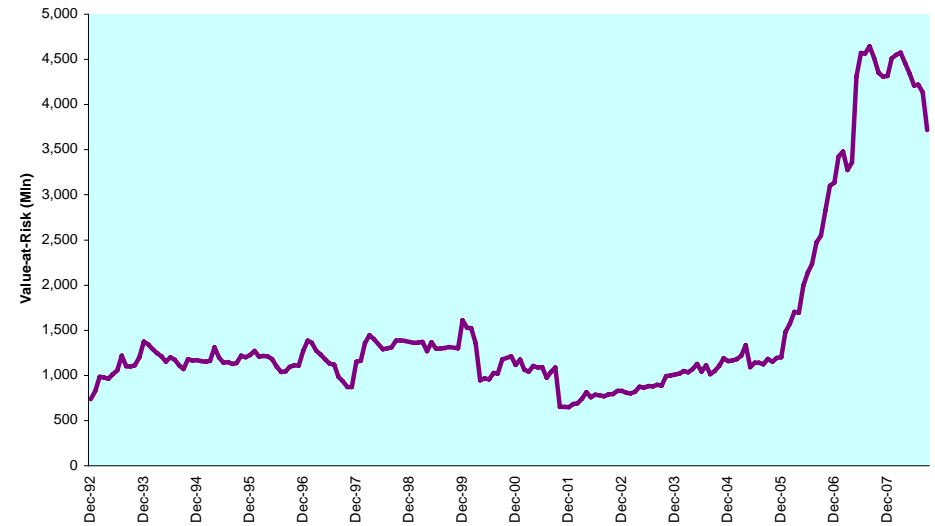
DATE: OCTOBER 2008 CONTACT DETAILS:

EPRA: Schiphol Boulevard 283, 1118 BH Schiphol Airport, The Netherlands, T +31 20 405 3830, F +31 20 405 3840, E info@epra.com, W www.epra.com
 NAREIT: 1875 Eye Street, N.W., Suite 600, Washington D.C. 20006, USA, T +1 202 739 9400, F +1 202 739 9401, E info@nareit.com, W www.nareit.com

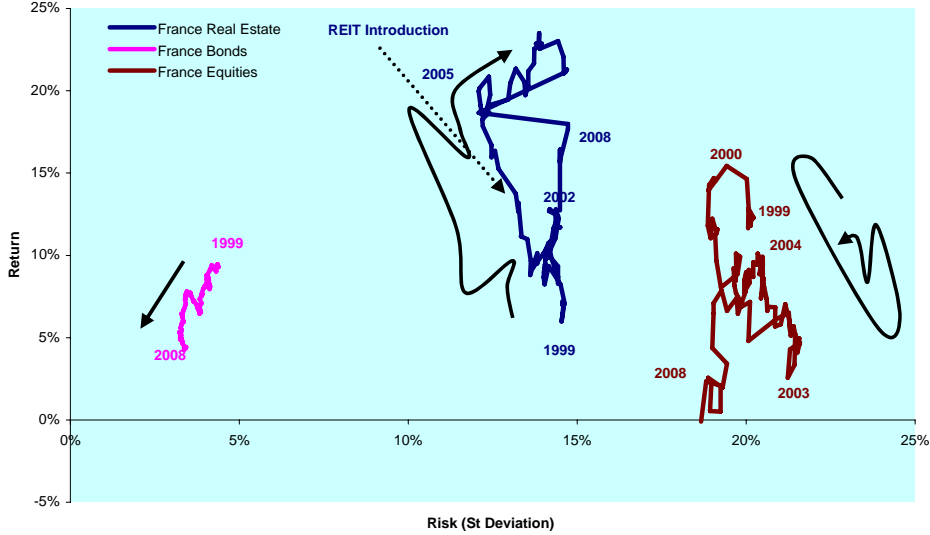
Graph 126: Long Term Beta Coefficient & Sharpe Ratio - France



Graph 127: Equally Weighted Value-at-Risk - France



Graph 128: Rolling 10 Years Risk/Return Profiles - France



DATE: OCTOBER 2008 CONTACT DETAILS:

EPRA: Schiphol Boulevard 283, 1118 BH Schiphol Airport, The Netherlands, T +31 20 405 3830, F +31 20 405 3840, E info@epra.com, W www.epra.com
 NAREIT: 1875 Eye Street, N.W., Suite 600, Washington D.C. 20006, USA, T +1 202 739 9400, F +1 202 739 9401, E info@nareit.com, W www.nareit.com

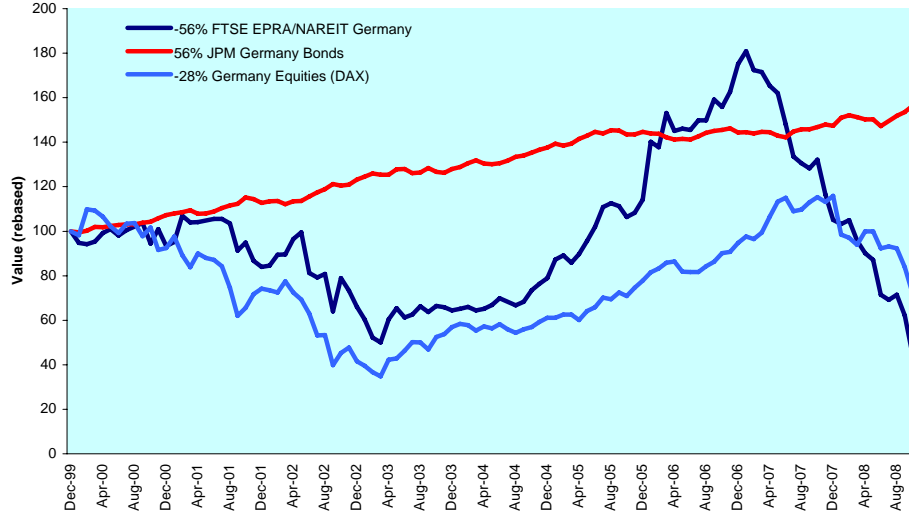
Section 5.7

Germany

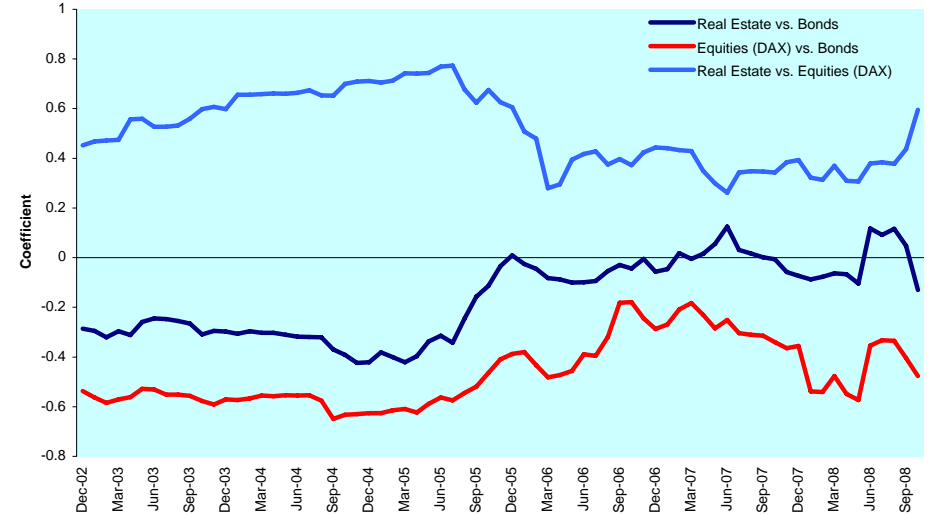
DATE: OCTOBER 2008 CONTACT DETAILS:

EPRA: Schiphol Boulevard 283, 1118 BH Schiphol Airport, The Netherlands, T +31 20 405 3830, F +31 20 405 3840, E info@epra.com, W www.epra.com
NAREIT: 1875 Eye Street, N.W., Suite 600, Washington D.C. 20006, USA, T +1 202 739 9400, F + 1 202 739 9401, E info@nareit.com, W www.nareit.com

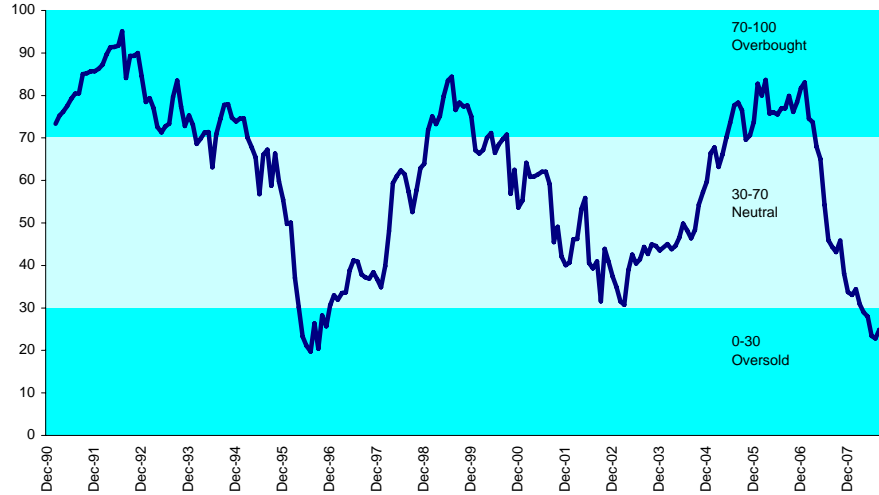
Graph 129: Bonds, Equities & Real Estate - Germany



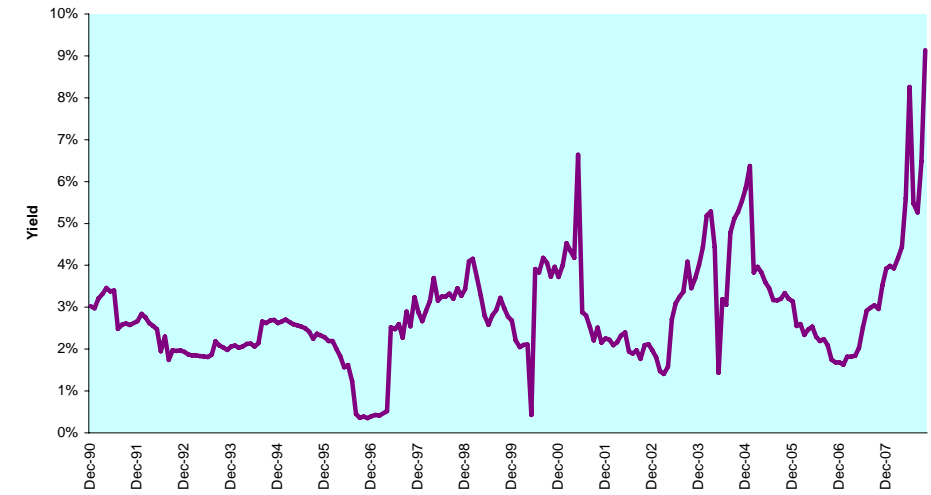
Graph 130: Asset Classes Correlations - Germany



Graph 131: Relative Strength Indicator - Germany



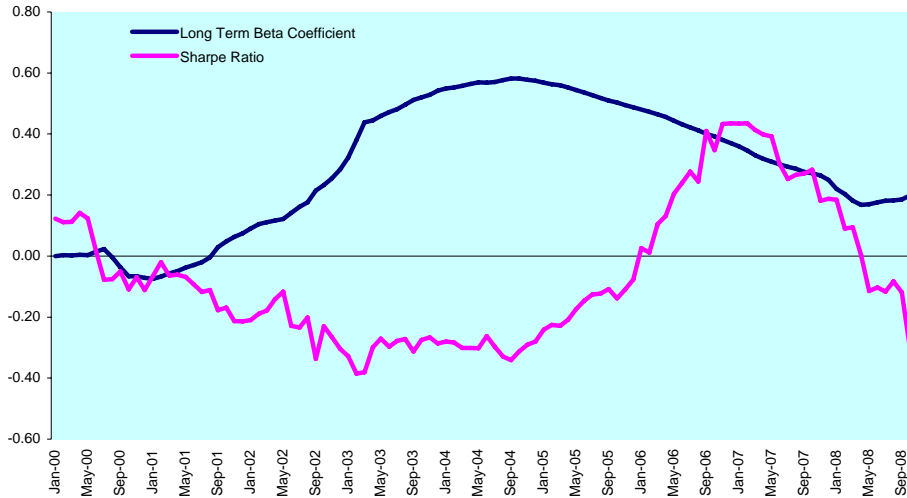
Graph 132: 12 Months Dividend Yields - Germany



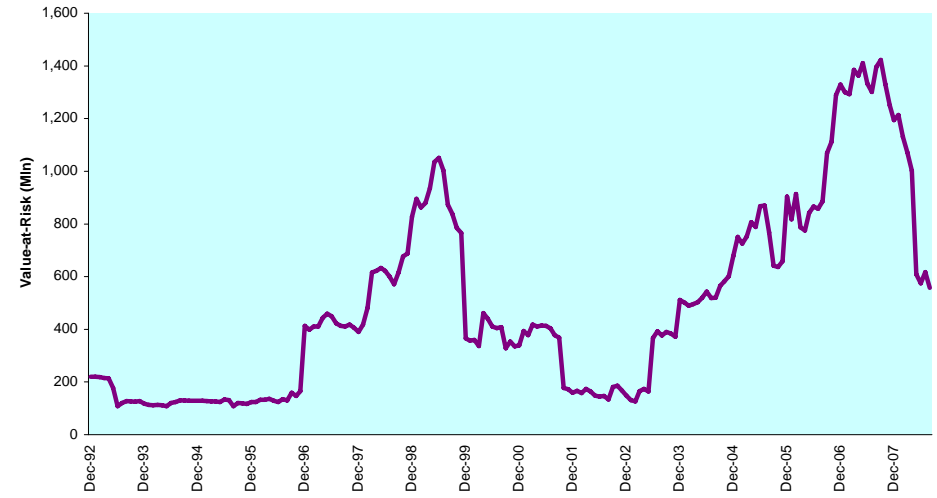
DATE: OCTOBER 2008 CONTACT DETAILS:

EPRA: Schiphol Boulevard 283, 1118 BH Schiphol Airport, The Netherlands, T +31 20 405 3830, F +31 20 405 3840, E info@epra.com, W www.epra.com
 NAREIT: 1875 Eye Street, N.W., Suite 600, Washington D.C. 20006, USA, T +1 202 739 9400, F +1 202 739 9401, E info@nareit.com, W www.nareit.com

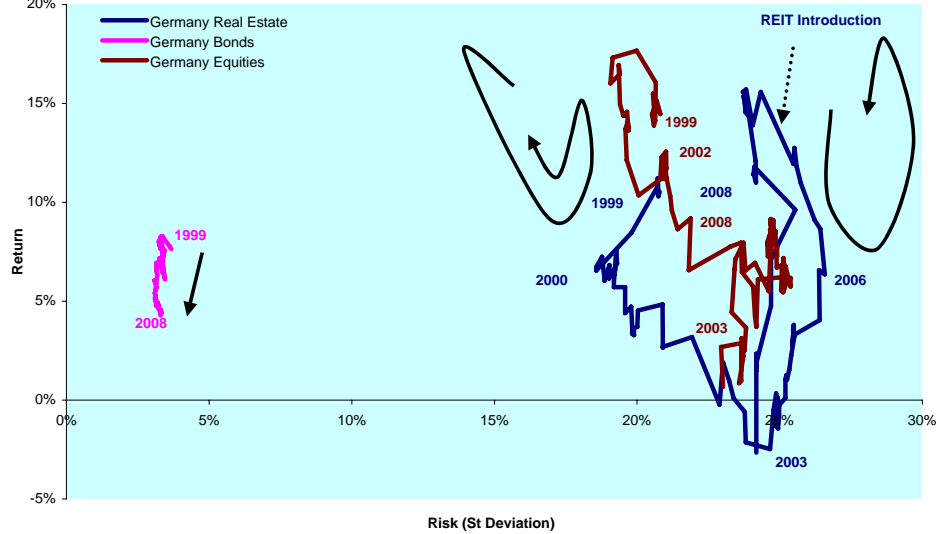
Graph 133: Long Term Beta Coefficient & Sharpe Ratio - Germany



Graph 134: Equally Weighted Value-at-Risk - Germany



Graph 135: Rolling 10 Years Risk/Return Profiles - Germany



DATE: OCTOBER 2008 CONTACT DETAILS:

EPRA: Schiphol Boulevard 283, 1118 BH Schiphol Airport, The Netherlands, T +31 20 405 3830, F +31 20 405 3840, E info@epra.com, W www.epra.com
 NAREIT: 1875 Eye Street, N.W., Suite 600, Washington D.C. 20006, USA, T +1 202 739 9400, F +1 202 739 9401, E info@nareit.com, W www.nareit.com

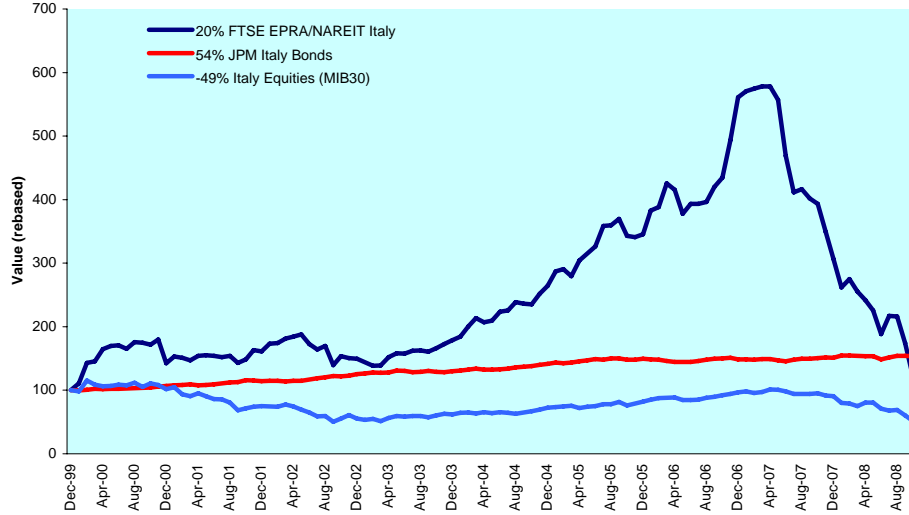
Section 5.8

Italy

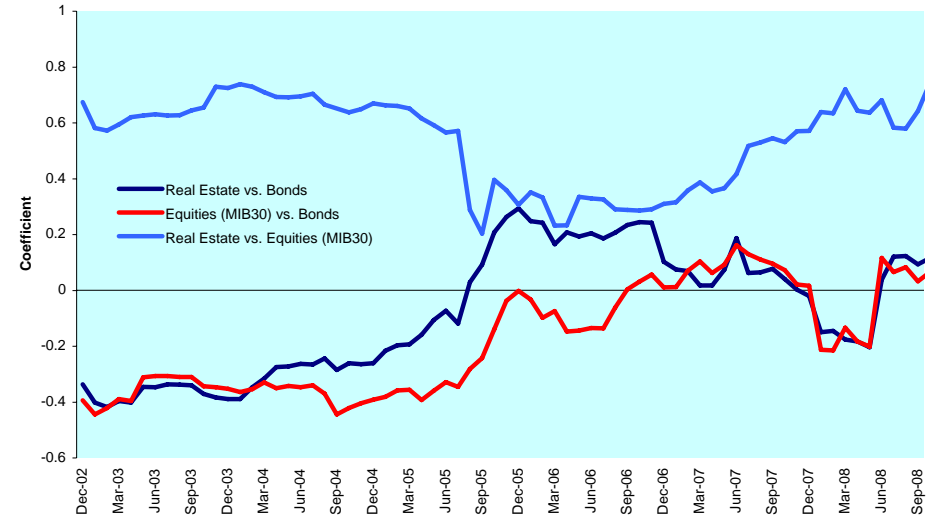
DATE: OCTOBER 2008 CONTACT DETAILS:

EPRA: Schiphol Boulevard 283, 1118 BH Schiphol Airport, The Netherlands, T +31 20 405 3830, F +31 20 405 3840, E info@epra.com, W www.epra.com
NAREIT: 1875 Eye Street, N.W., Suite 600, Washington D.C. 20006, USA, T +1 202 739 9400, F + 1 202 739 9401, E info@nareit.com, W www.nareit.com

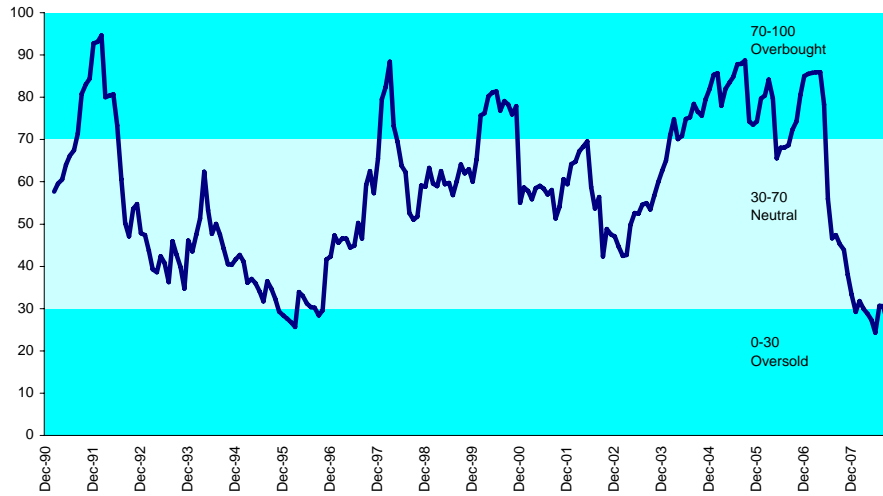
Graph 136: Bonds, Equities & Real Estate - Italy



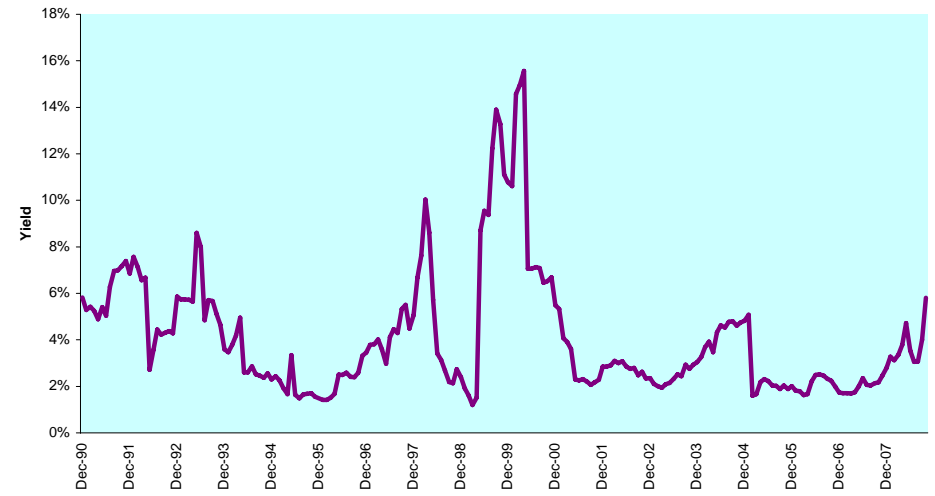
Graph 137: Asset Classes Correlations - Italy



Graph 138: Relative Strength Indicator - Italy



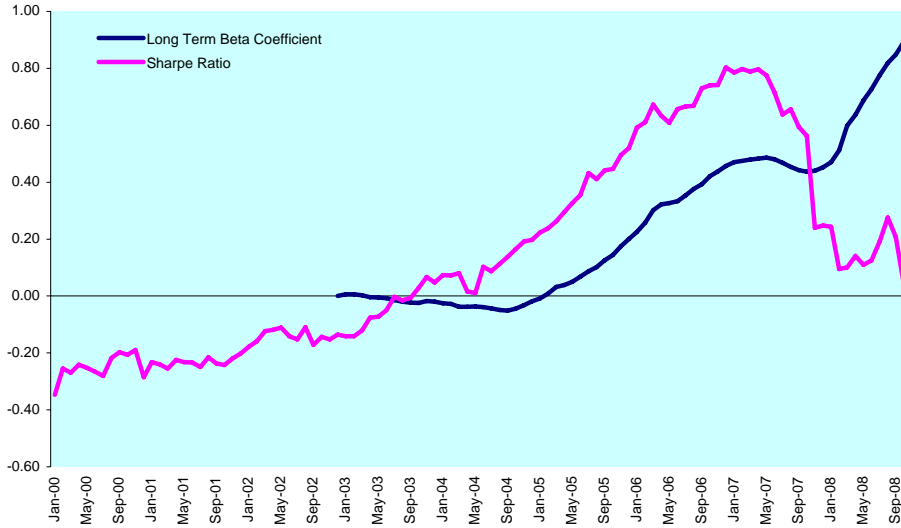
Graph 139: 12 Months Dividend Yields - Italy



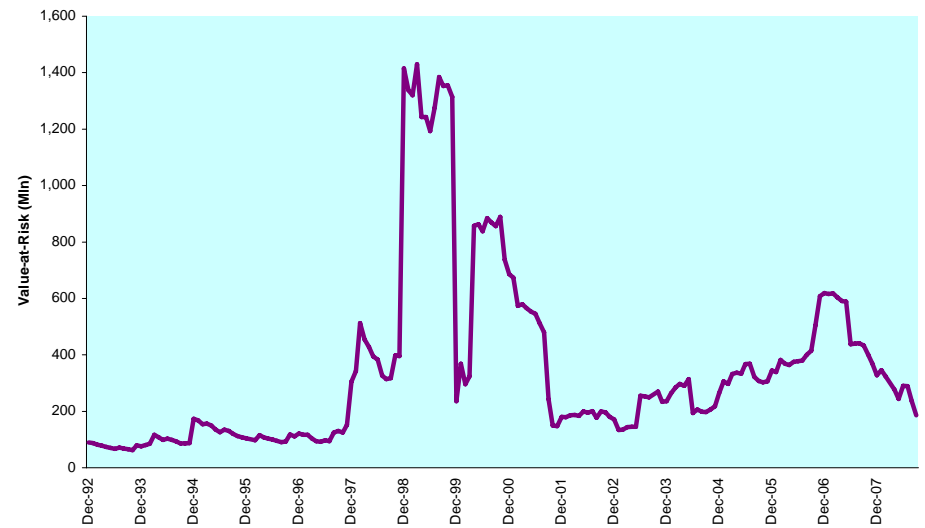
DATE: OCTOBER 2008 CONTACT DETAILS:

EPRA: Schiphol Boulevard 283, 1118 BH Schiphol Airport, The Netherlands, T +31 20 405 3830, F +31 20 405 3840, E info@epra.com, W www.epra.com
 NAREIT: 1875 Eye Street, N.W., Suite 600, Washington D.C. 20006, USA, T +1 202 739 9400, F +1 202 739 9401, E info@nareit.com, W www.nareit.com

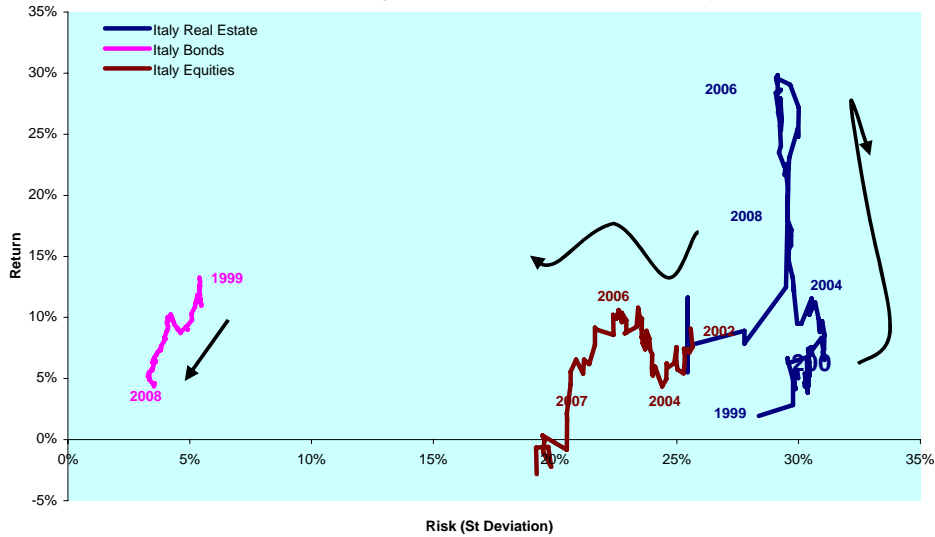
Graph 140: Long Term Beta Coefficient & Sharpe Ratio - Italy



Graph 141: Equally Weighted Value-at-Risk - Italy



Graph 142: Rolling 10 Years Risk/Return Profiles - Italy



DATE: OCTOBER 2008 CONTACT DETAILS:

Epra: Schiphol Boulevard 283, 1118 BH Schiphol Airport, The Netherlands, T +31 20 405 3830, F +31 20 405 3840, E info@epa.com, W www.epa.com
 Nareit: 1875 Eye Street, N.W., Suite 600, Washington D.C. 20006, USA, T +1 202 739 9400, F +1 202 739 9401, E info@nareit.com, W www.nareit.com

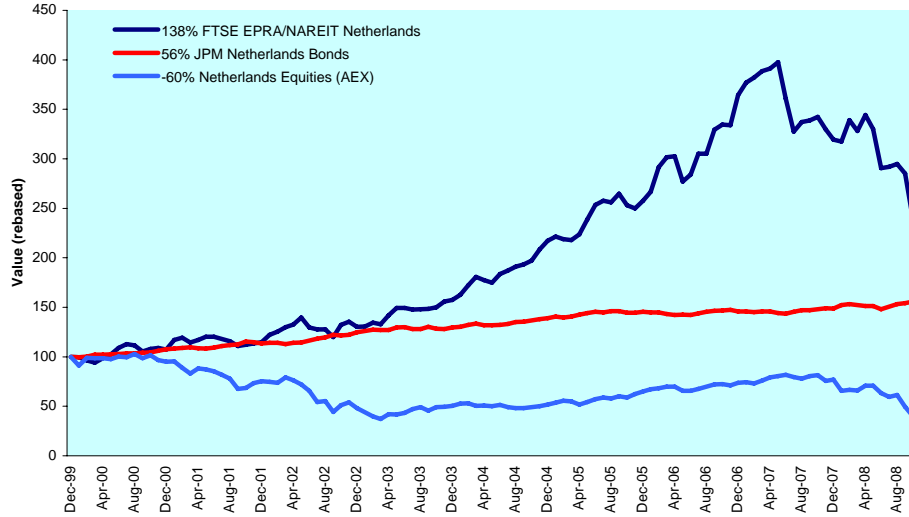
Section 5.9

Netherlands

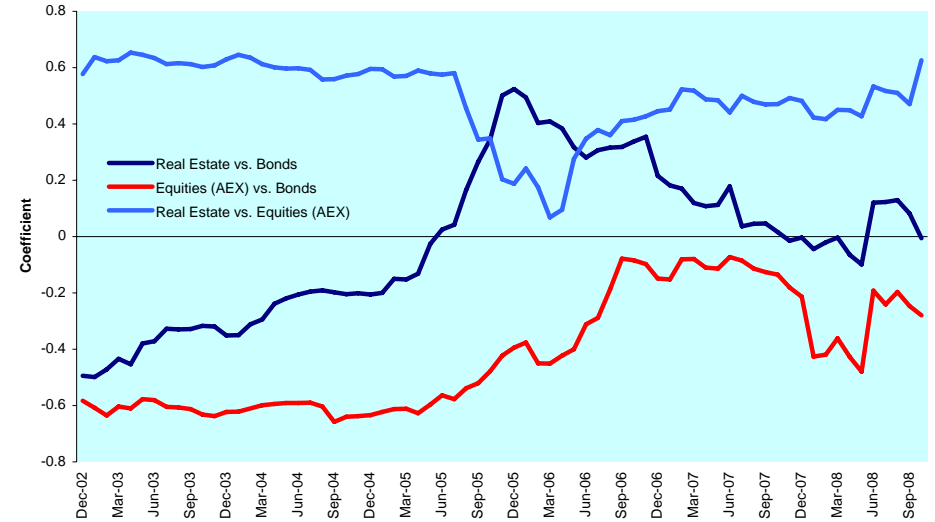
DATE: OCTOBER 2008 CONTACT DETAILS:

EPRA: Schiphol Boulevard 283, 1118 BH Schiphol Airport, The Netherlands, T +31 20 405 3830, F +31 20 405 3840, E info@epra.com, W www.epra.com
NAREIT: 1875 Eye Street, N.W., Suite 600, Washington D.C. 20006, USA, T +1 202 739 9400, F + 1 202 739 9401, E info@nareit.com, W www.nareit.com

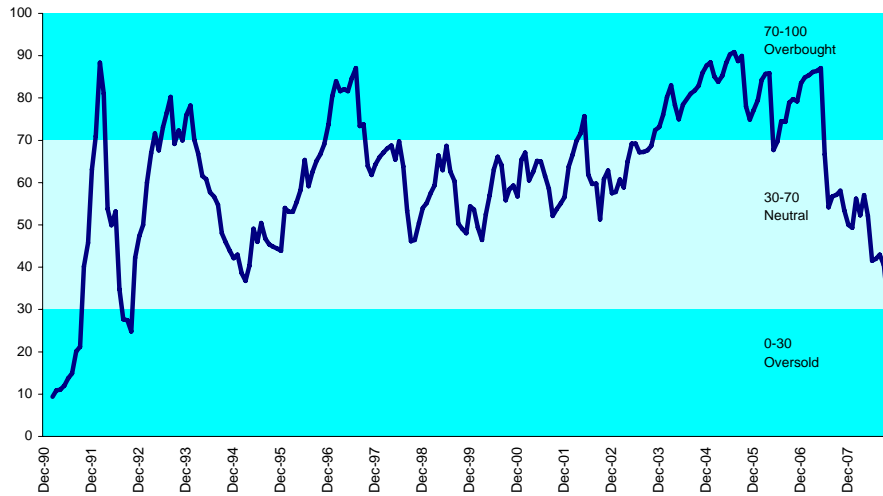
Graph 143: Bonds, Equities & Real Estate - Netherlands



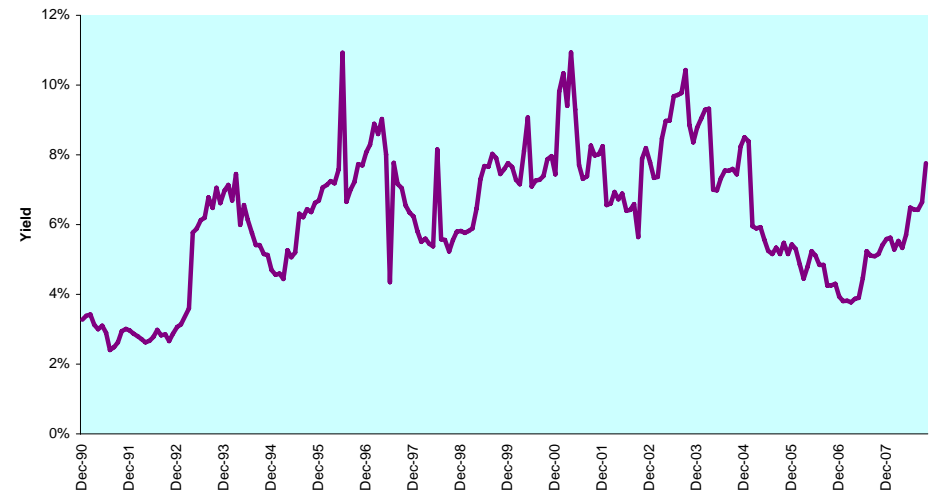
Graph 144: Asset Classes Correlations - Netherlands



Graph 145: Relative Strength Indicator - Netherlands



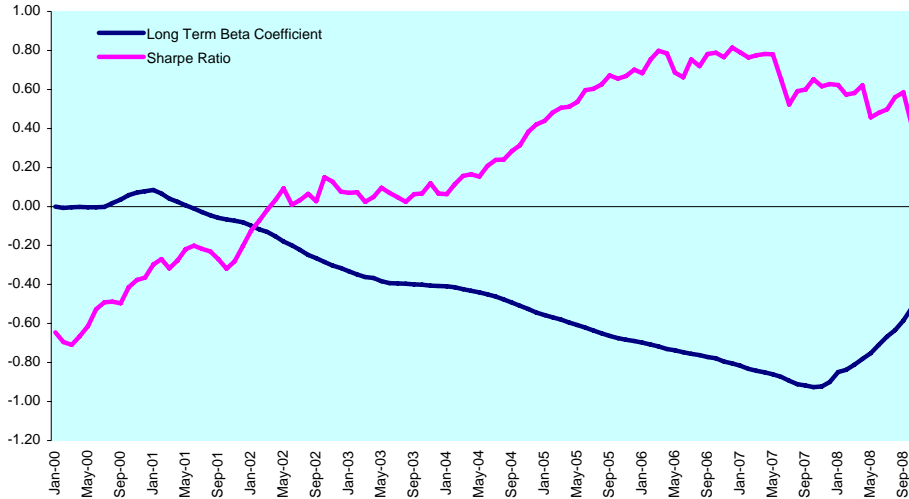
Graph 146: 12 Months Dividend Yields - Netherlands



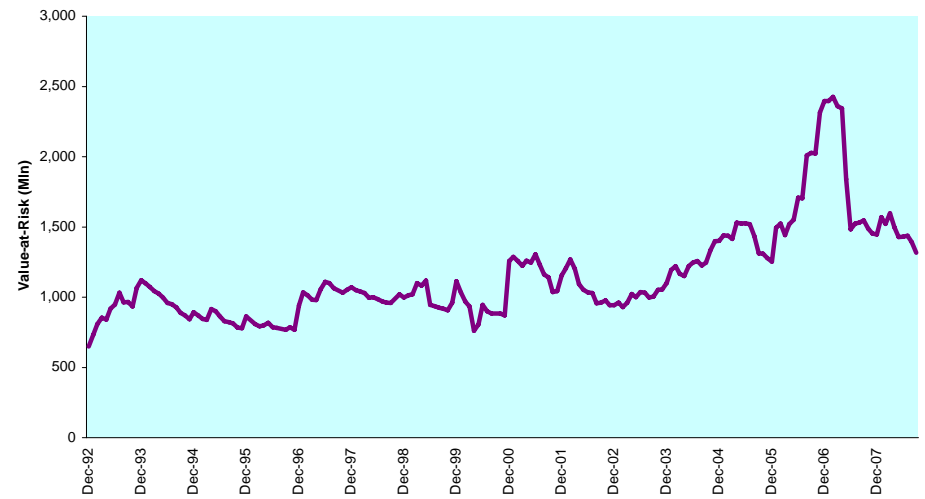
DATE: OCTOBER 2008 CONTACT DETAILS:

EPRA: Schiphol Boulevard 283, 1118 BH Schiphol Airport, The Netherlands, T +31 20 405 3830, F +31 20 405 3840, E info@epra.com, W www.epra.com
 NAREIT: 1875 Eye Street, N.W., Suite 600, Washington D.C. 20006, USA, T +1 202 739 9400, F +1 202 739 9401, E info@nareit.com, W www.nareit.com

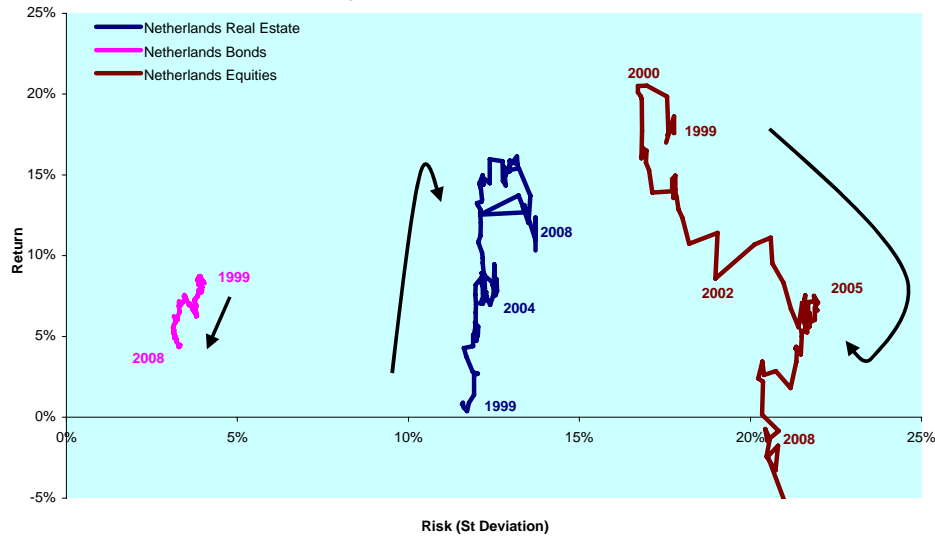
Graph 147: Long Term Beta Coefficient & Sharpe Ratio - Netherlands



Graph 148: Equally Weighted Value-at-Risk - Netherlands



Graph 149: Rolling 10 Years Risk/Return Profiles - Netherlands



DATE: OCTOBER 2008 CONTACT DETAILS:

EPRA: Schiphol Boulevard 283, 1118 BH Schiphol Airport, The Netherlands, T +31 20 405 3830, F +31 20 405 3840, E info@epra.com, W www.epra.com
 NAREIT: 1875 Eye Street, N.W., Suite 600, Washington D.C. 20006, USA, T +1 202 739 9400, F +1 202 739 9401, E info@nareit.com, W www.nareit.com

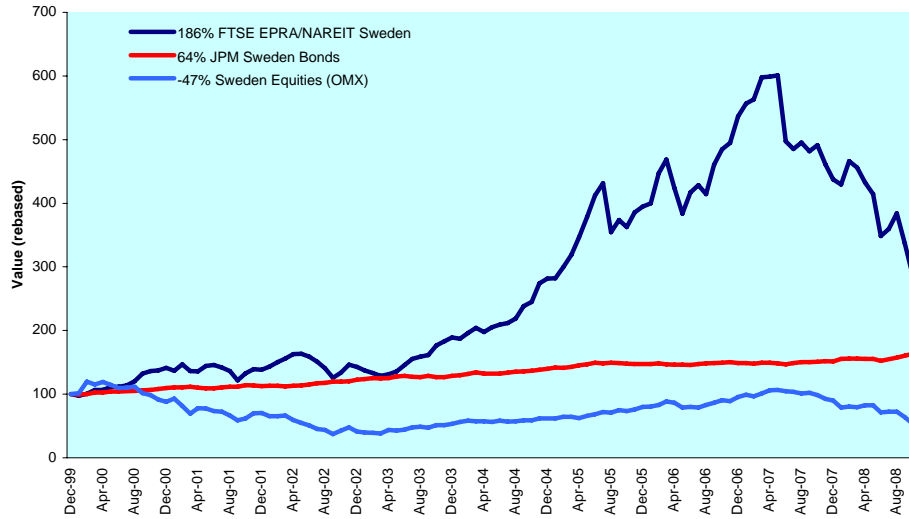
Section 5.10

Sweden

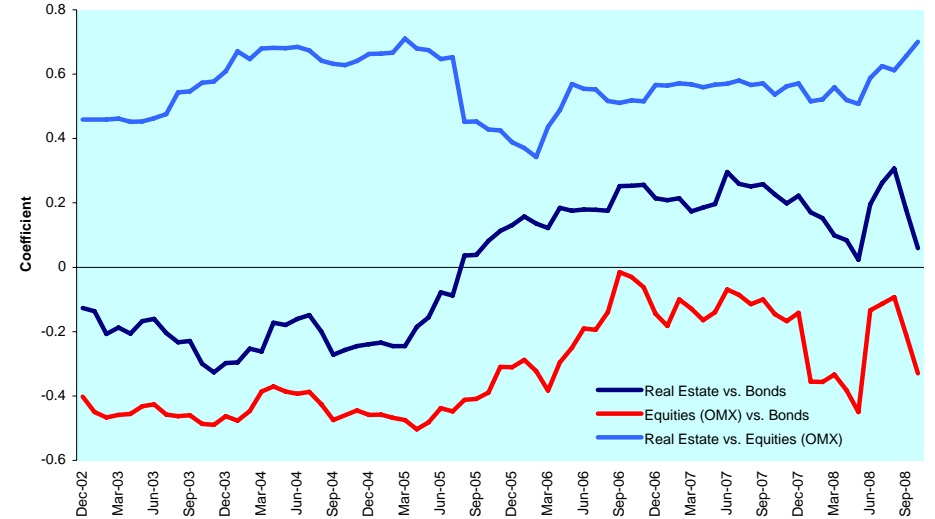
DATE: OCTOBER 2008 CONTACT DETAILS:

EPRA: Schiphol Boulevard 283, 1118 BH Schiphol Airport, The Netherlands, T +31 20 405 3830, F +31 20 405 3840, E info@epra.com, W www.epra.com
NAREIT: 1875 Eye Street, N.W., Suite 600, Washington D.C. 20006, USA, T +1 202 739 9400, F + 1 202 739 9401, E info@nareit.com, W www.nareit.com

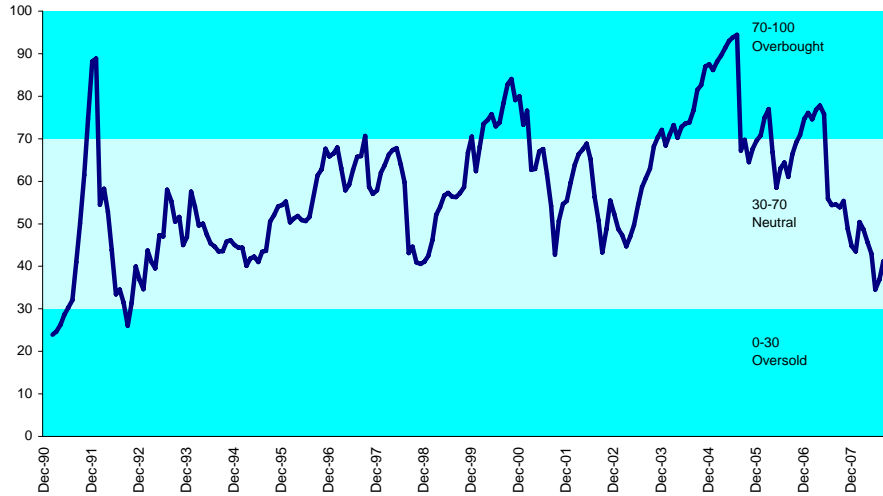
Graph 150: Bonds, Equities & Real Estate - Sweden



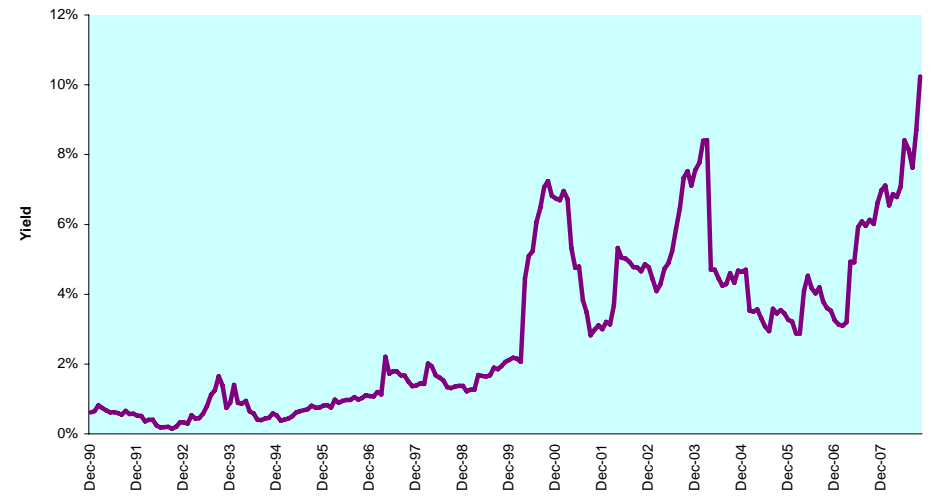
Graph 151: Asset Classes Correlations - Sweden



Graph 152: Relative Strength Indicator - Sweden



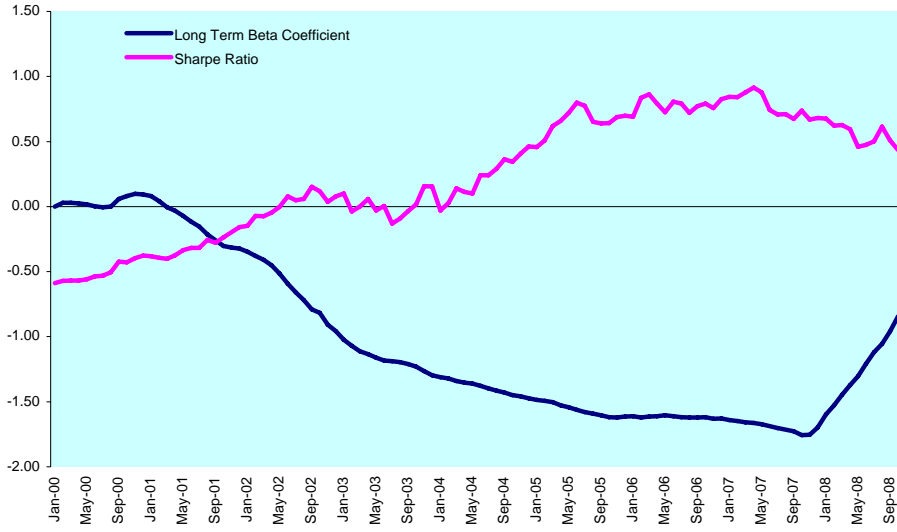
Graph 153: 12 Months Dividend Yields - Sweden



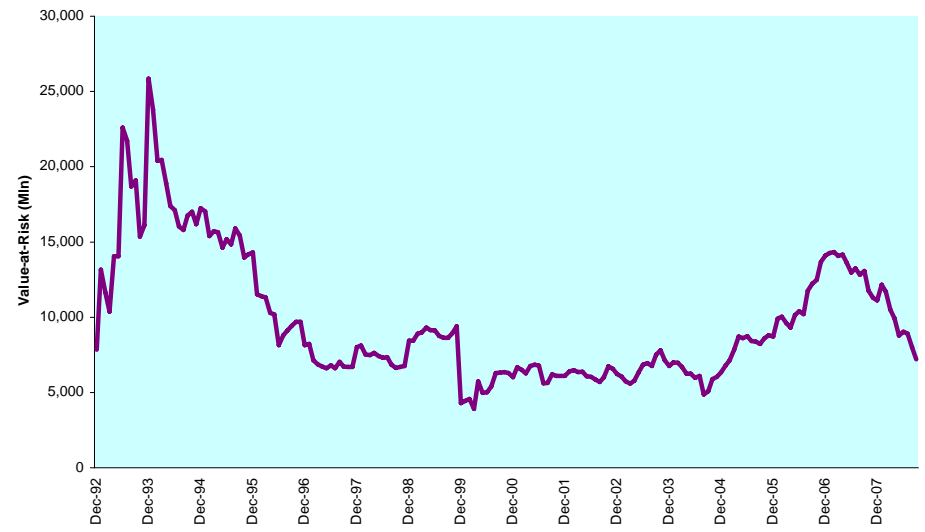
DATE: OCTOBER 2008 CONTACT DETAILS:

EPRA: Schiphol Boulevard 283, 1118 BH Schiphol Airport, The Netherlands, T +31 20 405 3830, F +31 20 405 3840, E info@epra.com, W www.epra.com
 NAREIT: 1875 Eye Street, N.W., Suite 600, Washington D.C. 20006, USA, T +1 202 739 9400, F +1 202 739 9401, E info@nareit.com, W www.nareit.com

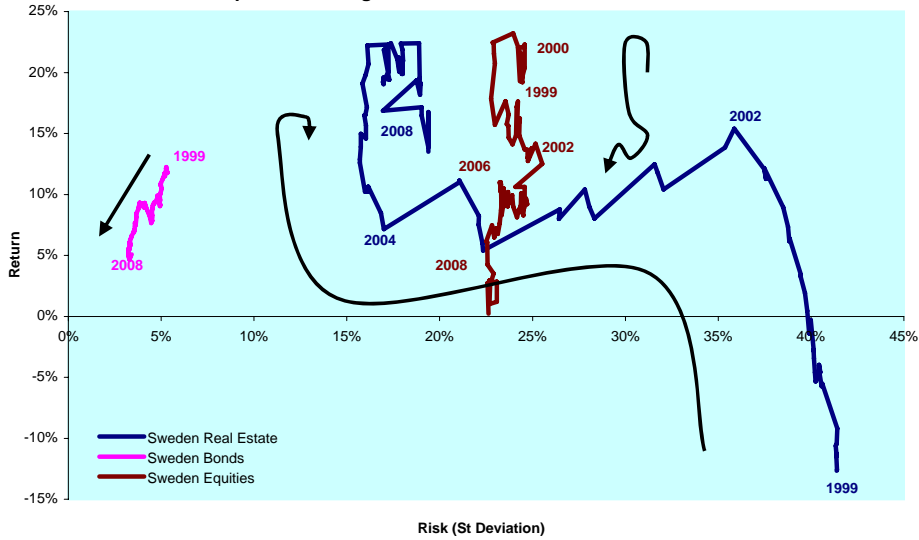
Graph 154: Long Term Beta Coefficient & Sharpe Ratio - Sweden



Graph 155: Equally Weighted Value-at-Risk - Sweden



Graph 156: Rolling 10 Years Risk/Return Profiles - Sweden



DATE: OCTOBER 2008 CONTACT DETAILS:

EPRA: Schiphol Boulevard 283, 1118 BH Schiphol Airport, The Netherlands, T +31 20 405 3830, F +31 20 405 3840, E info@epra.com, W www.epra.com
 NAREIT: 1875 Eye Street, N.W., Suite 600, Washington D.C. 20006, USA, T +1 202 739 9400, F + 1 202 739 9401, E info@nareit.com, W www.nareit.com

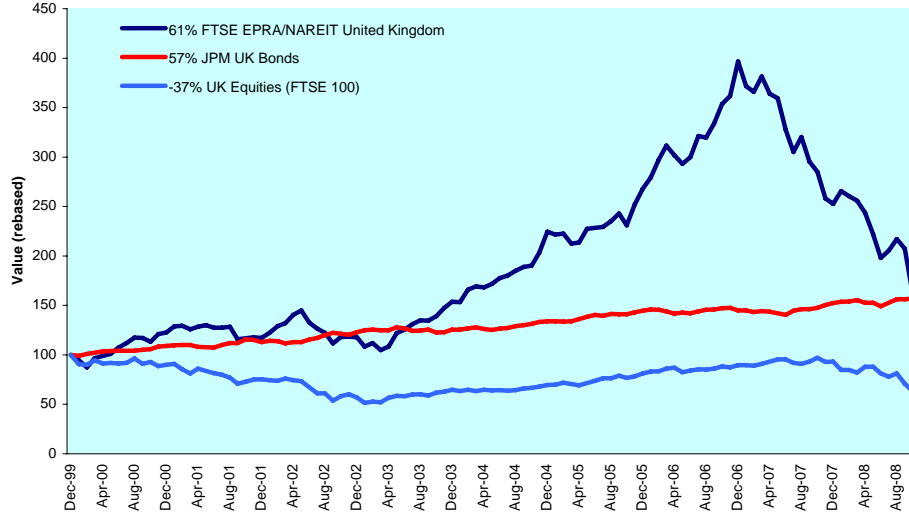
Section 5.11

United Kingdom

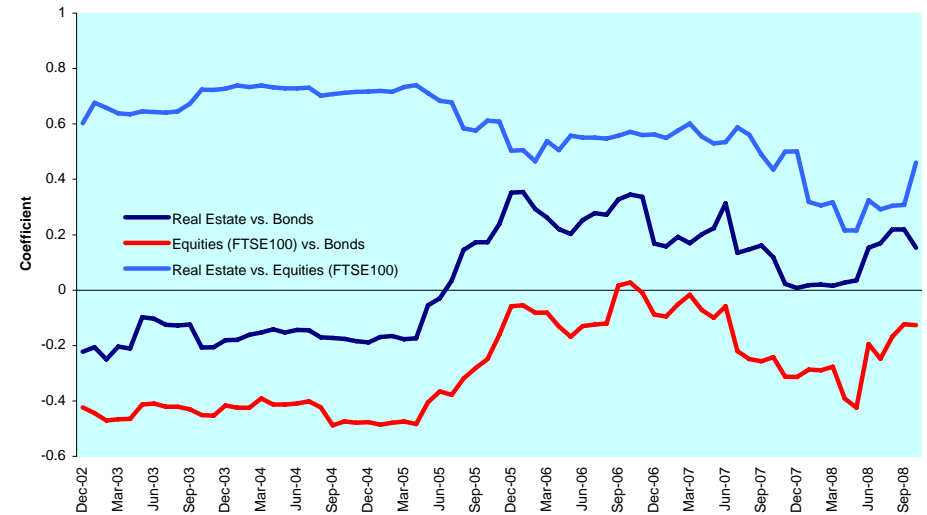
DATE: OCTOBER 2008 CONTACT DETAILS:

EPRA: Schiphol Boulevard 283, 1118 BH Schiphol Airport, The Netherlands, T +31 20 405 3830, F +31 20 405 3840, E info@epra.com, W www.epra.com
NAREIT: 1875 Eye Street, N.W., Suite 600, Washington D.C. 20006, USA, T +1 202 739 9400, F + 1 202 739 9401, E info@nareit.com, W www.nareit.com

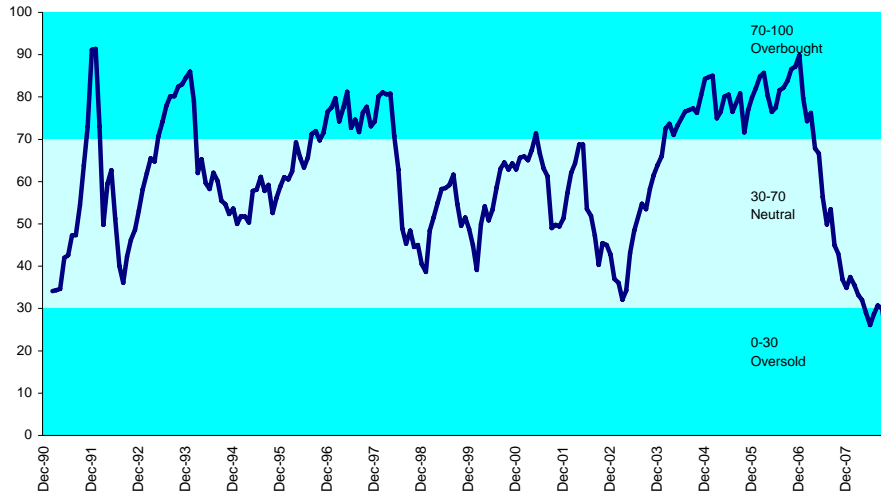
Graph 157: Bonds, Equities & Real Estate - United Kingdom



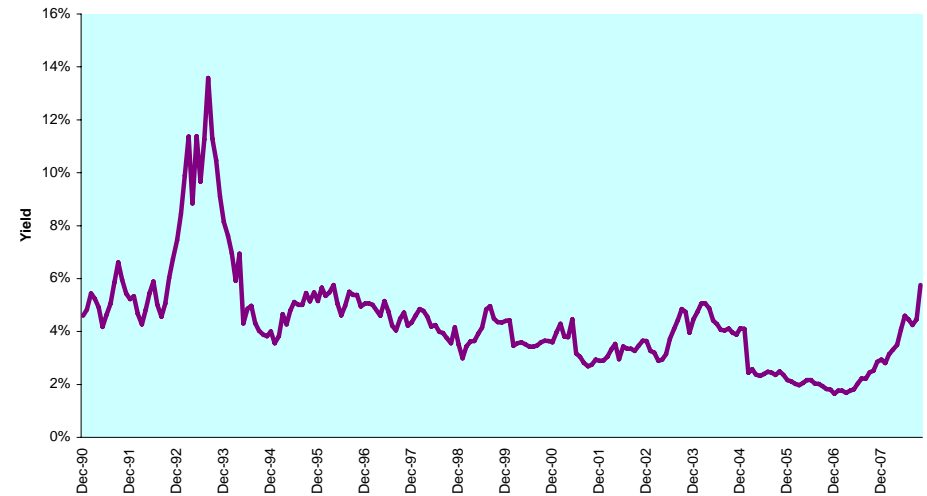
Graph 158: Asset Classes Correlations - United Kingdom



Graph 159: Relative Strength Indicator - United Kingdom



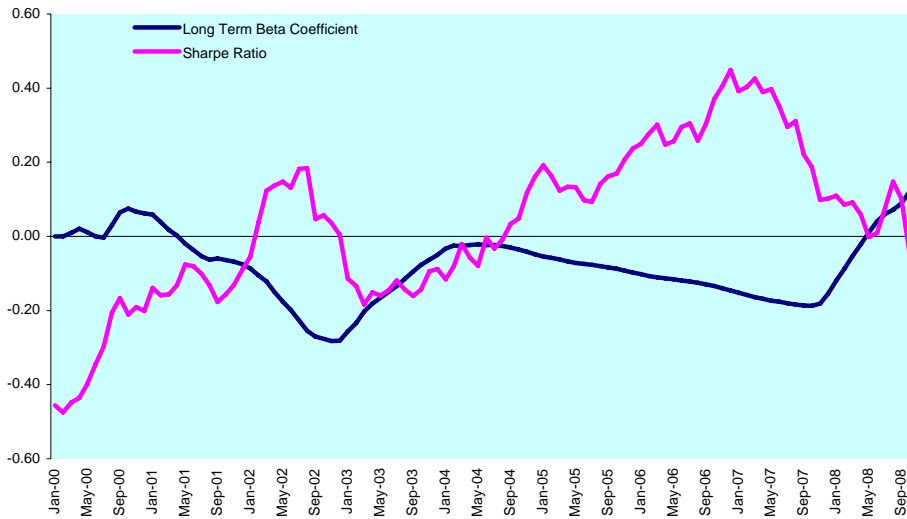
Graph 160: 12 Months Dividend Yields - United Kingdom



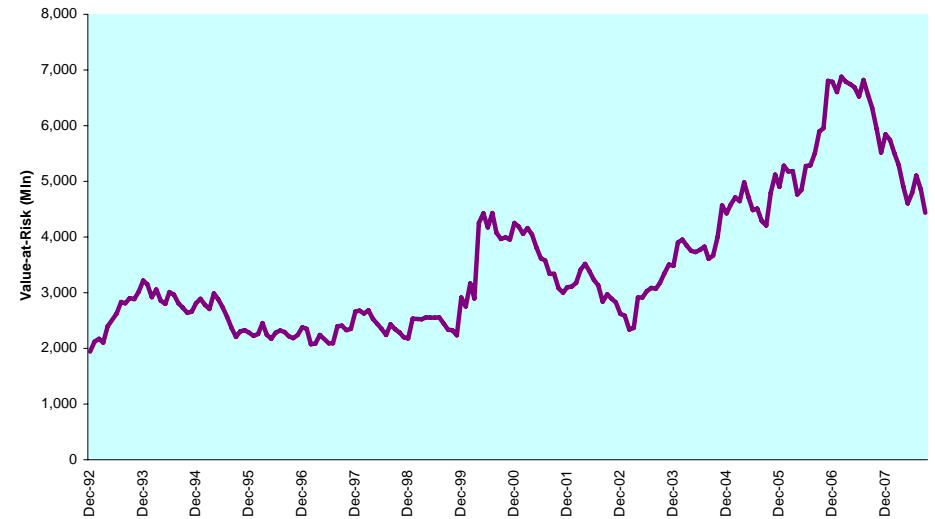
DATE: OCTOBER 2008 CONTACT DETAILS:

EPRA: Schiphol Boulevard 283, 1118 BH Schiphol Airport, The Netherlands, T +31 20 405 3830, F +31 20 405 3840, E info@epra.com, W www.epra.com
 NAREIT: 1875 Eye Street, N.W., Suite 600, Washington D.C. 20006, USA, T +1 202 739 9400, F +1 202 739 9401, E info@nareit.com, W www.nareit.com

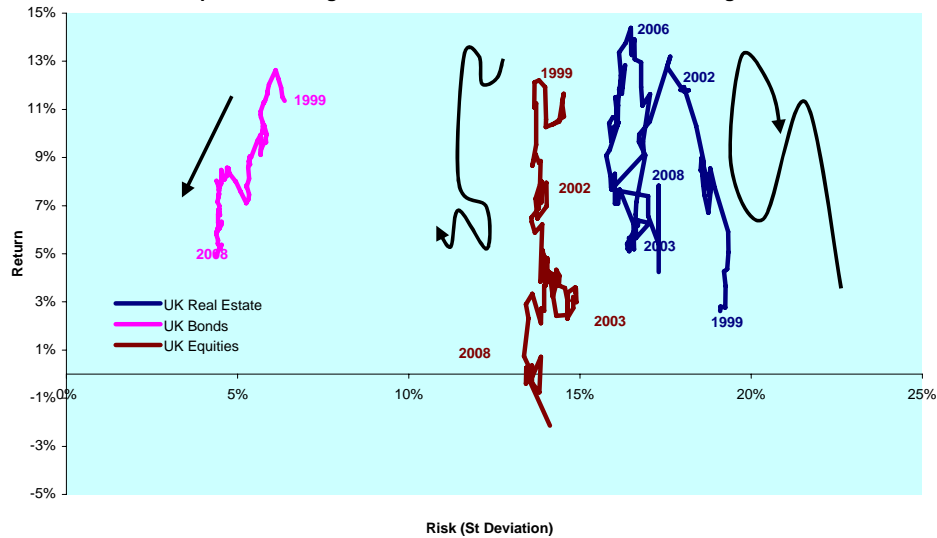
Graph 161: Long Term Beta Coefficient & Sharpe Ratio - United Kingdom



Graph 162: Equally Weighted Value-at-Risk - United Kingdom



Graph 163: Rolling 10 Years Risk/Return Profiles - United Kingdom



DATE: OCTOBER 2008 CONTACT DETAILS:

EPRA: Schiphol Boulevard 283, 1118 BH Schiphol Airport, The Netherlands, T +31 20 405 3830, F +31 20 405 3840, E info@epra.com, W www.epra.com
 NAREIT: 1875 Eye Street, N.W., Suite 600, Washington D.C. 20006, USA, T +1 202 739 9400, F +1 202 739 9401, E info@nareit.com, W www.nareit.com

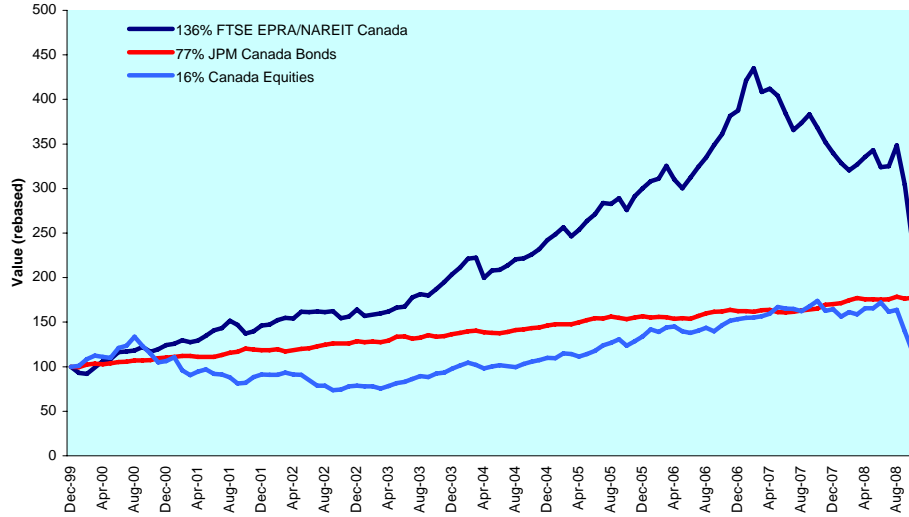
Section 5.12

Canada

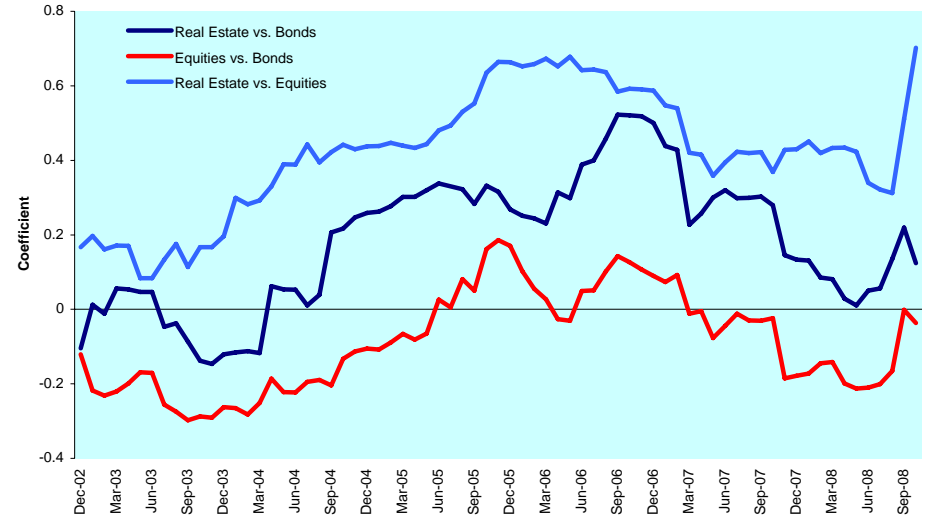
DATE: OCTOBER 2008 CONTACT DETAILS:

EPRA: Schiphol Boulevard 283, 1118 BH Schiphol Airport, The Netherlands, T +31 20 405 3830, F +31 20 405 3840, E info@epra.com, W www.epra.com
NAREIT: 1875 Eye Street, N.W., Suite 600, Washington D.C. 20006, USA, T +1 202 739 9400, F + 1 202 739 9401, E info@nareit.com, W www.nareit.com

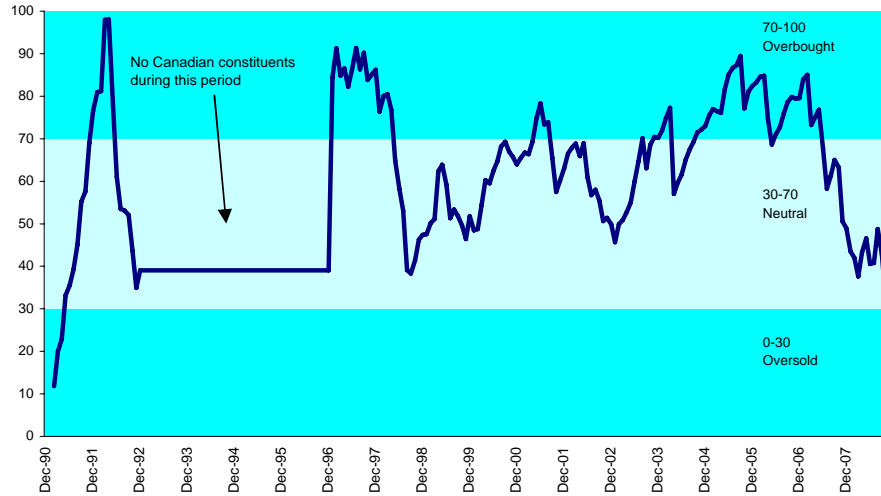
Graph 164: Bonds, Equities & Real Estate - Canada



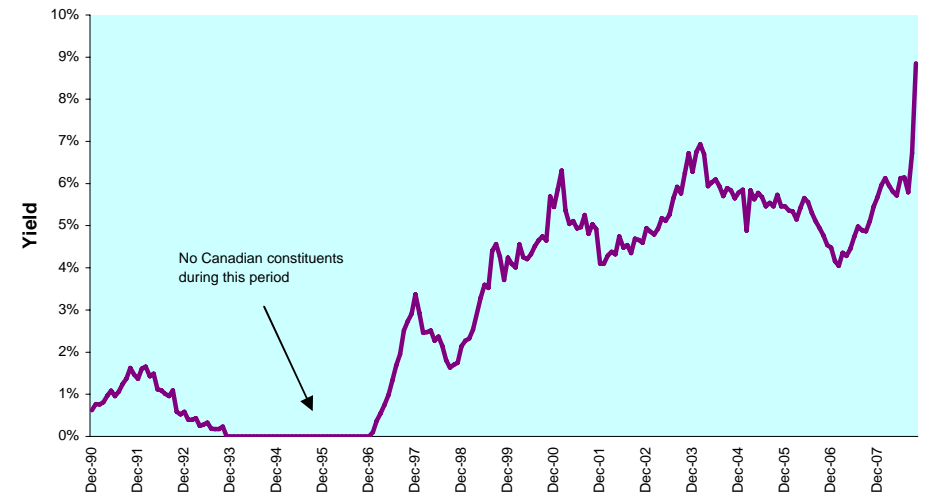
Graph 165: Asset Classes Correlations - Canada



Graph 166: Relative Strength Indicator - Canada



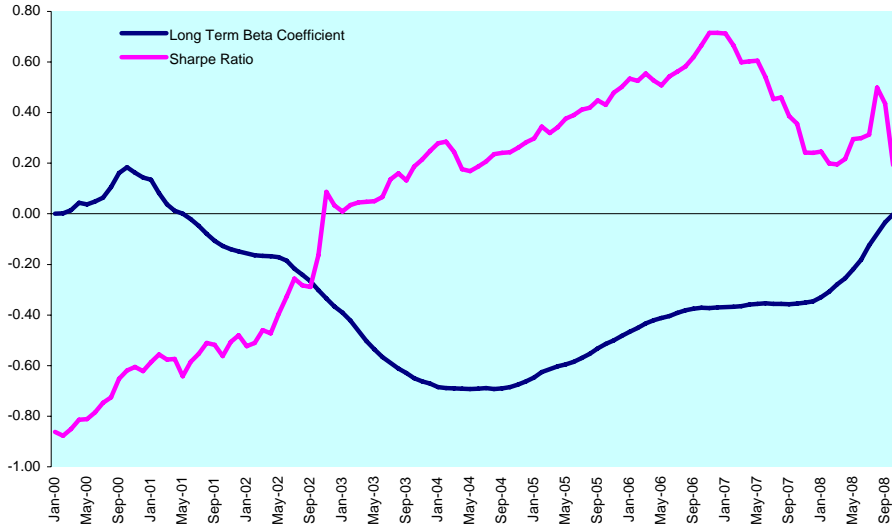
Graph 167: 12 Months Dividend Yields - Canada



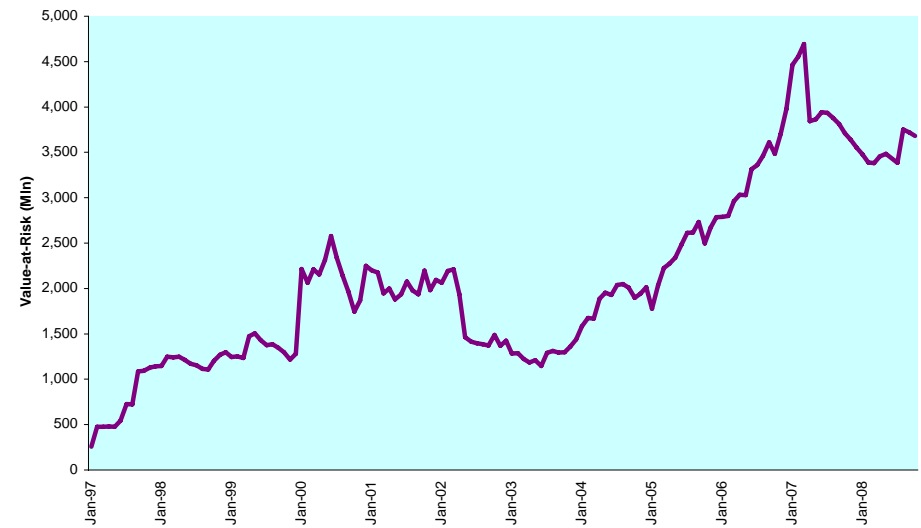
DATE: OCTOBER 2008 CONTACT DETAILS:

EPRA: Schiphol Boulevard 283, 1118 BH Schiphol Airport, The Netherlands, T +31 20 405 3830, F +31 20 405 3840, E info@epra.com, W www.epra.com
 NAREIT: 1875 Eye Street, N.W., Suite 600, Washington D.C. 20006, USA, T +1 202 739 9400, F +1 202 739 9401, E info@nareit.com, W www.nareit.com

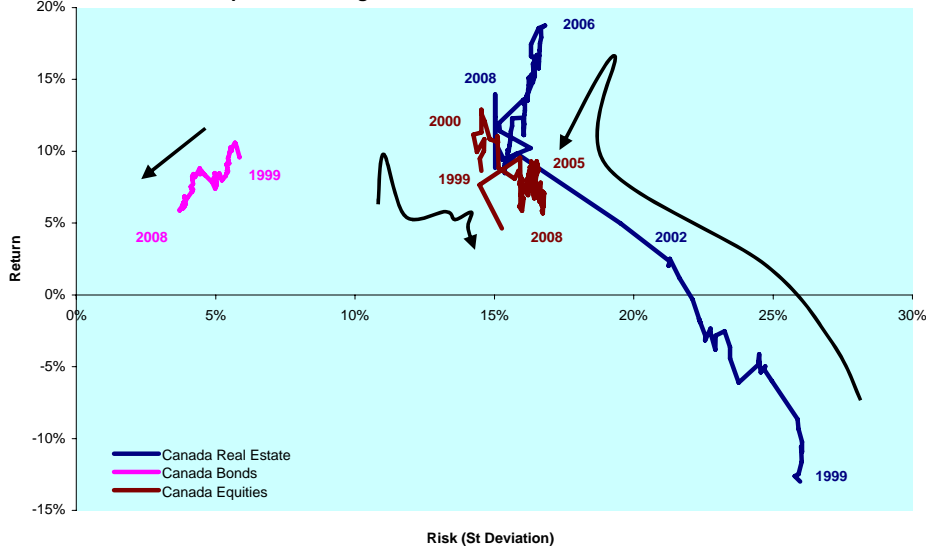
Graph 168: Long Term Beta Coefficient & Sharpe Ratio - Canada



Graph 169: Equally Weighted Value-at-Risk - Canada



Graph 170: Rolling 10 Years Risk/Return Profiles - Canada



DATE: OCTOBER 2008 CONTACT DETAILS:

Epra: Schiphol Boulevard 283, 1118 BH Schiphol Airport, The Netherlands, T +31 20 405 3830, F +31 20 405 3840, E info@epa.com, W www.epra.com
 Nareit: 1875 Eye Street, N.W., Suite 600, Washington D.C. 20006, USA, T +1 202 739 9400, F +1 202 739 9401, E info@nareit.com, W www.nareit.com

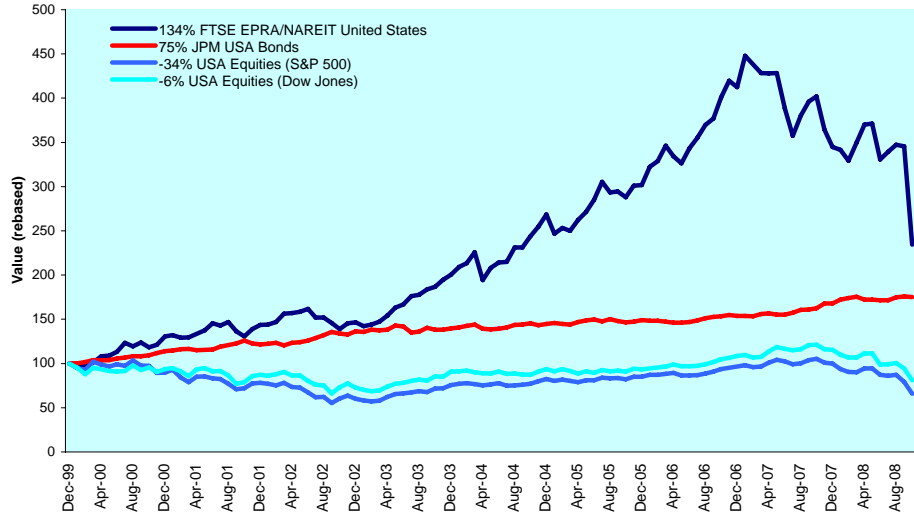
Section 5.13

United States

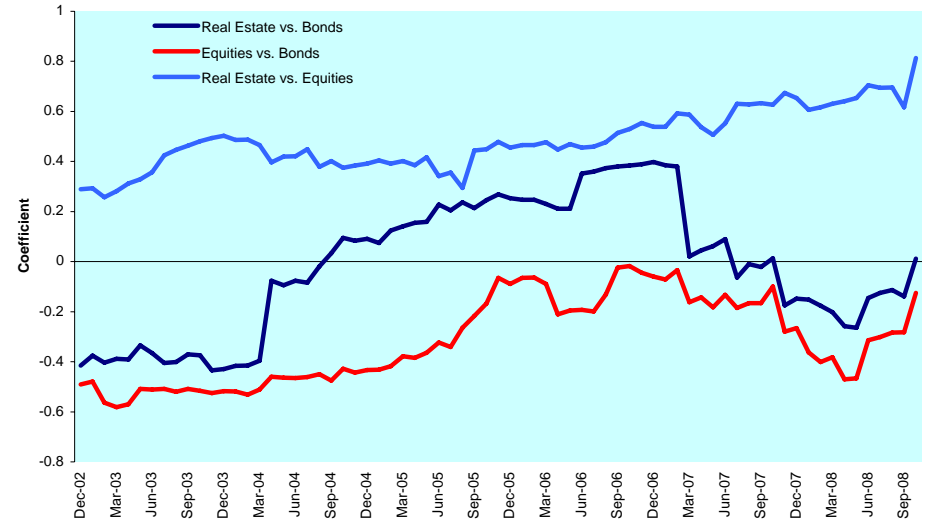
DATE: OCTOBER 2008 CONTACT DETAILS:

EPRA: Schiphol Boulevard 283, 1118 BH Schiphol Airport, The Netherlands, T +31 20 405 3830, F +31 20 405 3840, E info@epra.com, W www.epra.com
NAREIT: 1875 Eye Street, N.W., Suite 600, Washington D.C. 20006, USA, T +1 202 739 9400, F + 1 202 739 9401, E info@nareit.com, W www.nareit.com

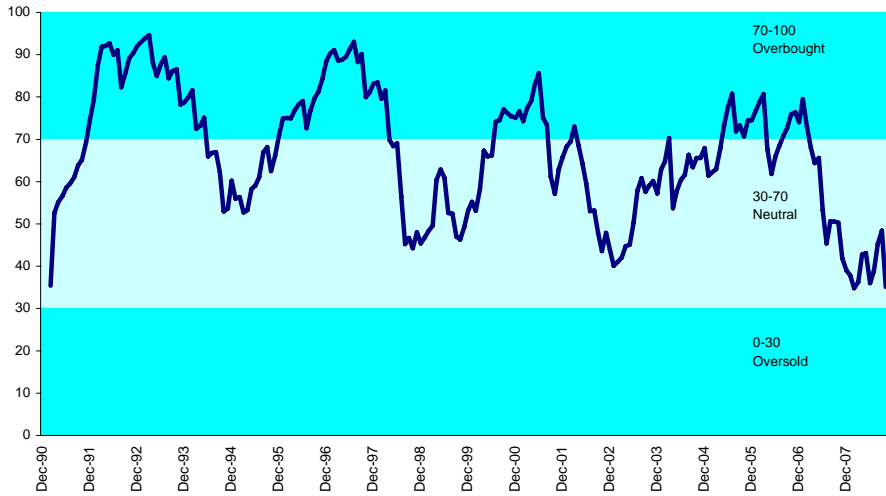
Graph 171: Bonds, Equities & Real Estate - United States



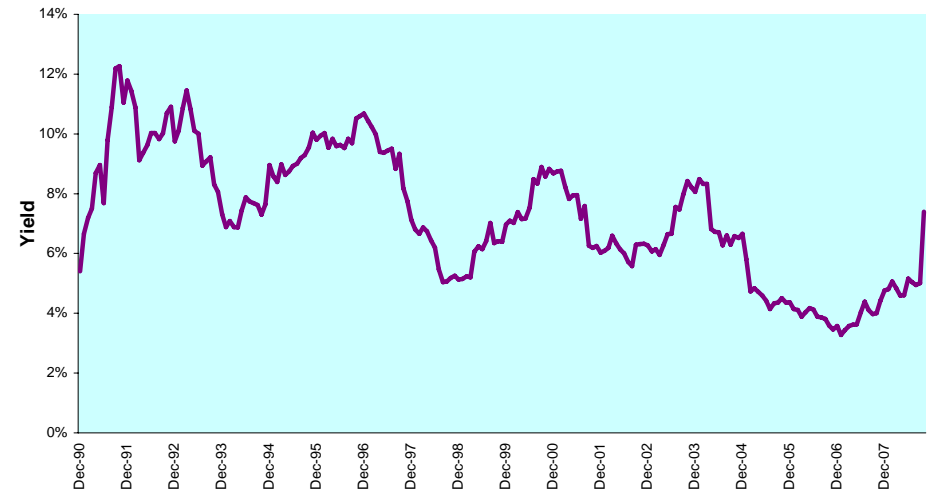
Graph 172: Asset Classes Correlations - United States



Graph 173: Relative Strength Indicator - United States



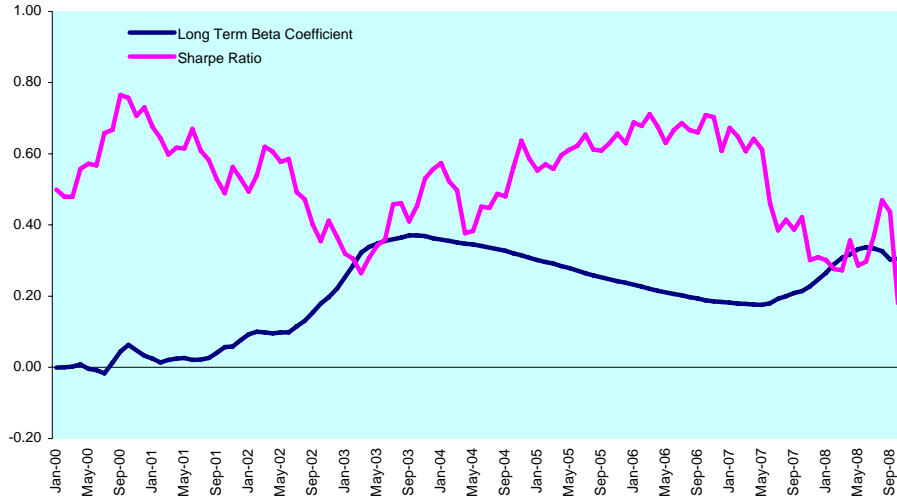
Graph 174: 12 Months Dividend Yields - United States



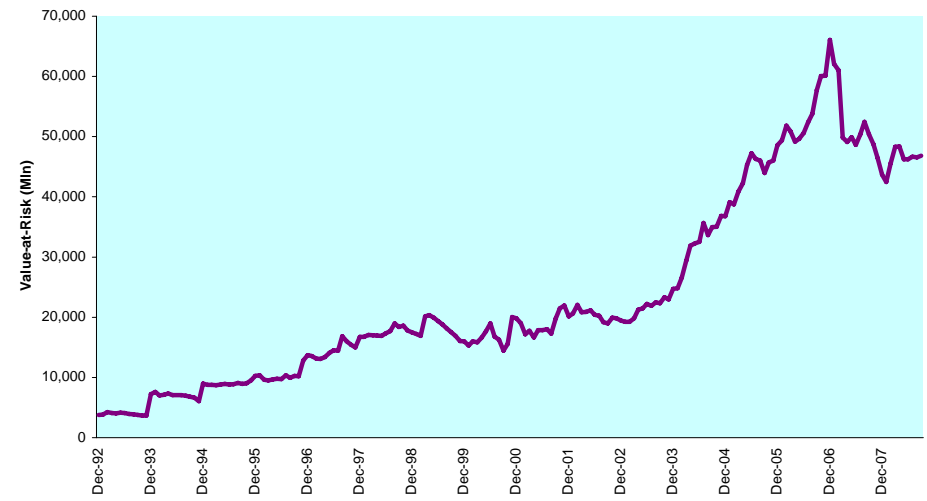
DATE: OCTOBER 2008 CONTACT DETAILS:

EPRA: Schiphol Boulevard 283, 1118 BH Schiphol Airport, The Netherlands, T +31 20 405 3830, F +31 20 405 3840, E info@epra.com, W www.epra.com
 NAREIT: 1875 Eye Street, N.W., Suite 600, Washington D.C. 20006, USA, T +1 202 739 9400, F +1 202 739 9401, E info@nareit.com, W www.nareit.com

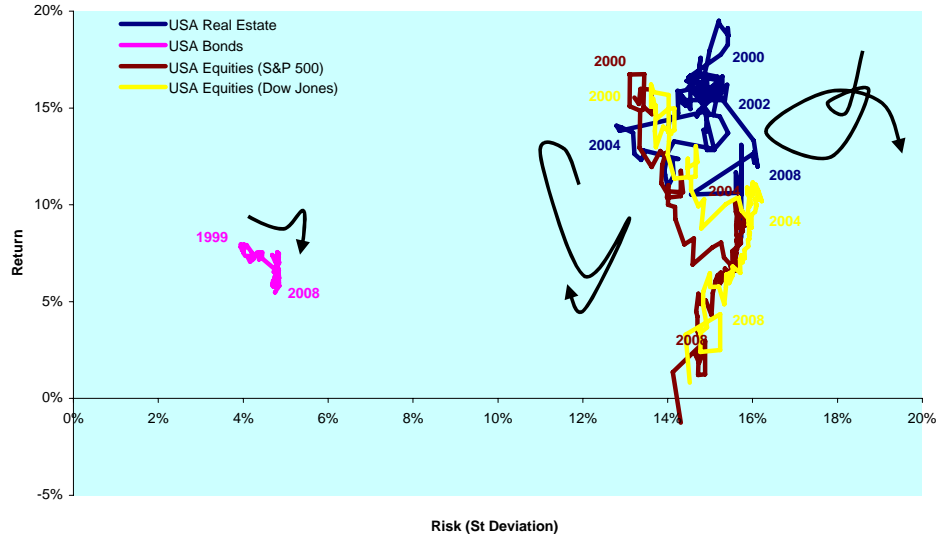
Graph 175: Long Term Beta Coefficient & Sharpe Ratio - United States



Graph 176: Equally Weighted Value-at-Risk - United States



Graph 177: Rolling 10 Years Risk/Return Profiles - United States



DATE: OCTOBER 2008 CONTACT DETAILS:

Epra: Schiphol Boulevard 283, 1118 BH Schiphol Airport, The Netherlands, T +31 20 405 3830, F +31 20 405 3840, E info@epa.com, W www.epa.com
 Nareit: 1875 Eye Street, N.W., Suite 600, Washington D.C. 20006, USA, T +1 202 739 9400, F +1 202 739 9401, E info@nareit.com, W www.nareit.com

Section 6

End-of-Year Constituent Chart

DATE: OCTOBER 2008 CONTACT DETAILS:

EPRA: Schiphol Boulevard 283, 1118 BH Schiphol Airport, The Netherlands, T +31 20 405 3830, F +31 20 405 3840, E info@epra.com, W www.epra.com
NAREIT: 1875 Eye Street, N.W., Suite 600, Washington D.C. 20006, USA, T +1 202 739 9400, F + 1 202 739 9401, E info@nareit.com, W www.nareit.com

Number of Constituents

Country	1989	1990	1991	1992	1993	1994	1995	1996	1997	1998	1999	2000	2001	2002	2003	2004	2005	2006	2007	2008 YTD
Australia	5	5	6	5	8	7	9	14	18	19	19	17	24	23	22	15	25	30	23	20
Japan	9	9	10	8	11	11	11	11	8	7	9	8	6	8	7	17	21	26	23	22
Hong Kong	17	17	17	26	35	25	19	29	34	19	20	17	15	10	9	11	13	25	21	21
New Zealand	0	0	0	0	0	0	0	0	0	0	0	0	0	0	0	0	1	1	1	1
Singapore	3	3	3	5	8	7	6	6	5	5	6	5	4	3	3	9	10	13	11	10
Asia	34	34	36	44	62	50	45	60	65	50	54	47	49	44	41	52	70	95	79	74
Austria	0	0	0	0	0	0	0	0	0	0	0	0	1	1	1	1	5	6	5	4
Belgium	1	1	2	2	2	2	3	3	4	3	4	2	1	2	2	4	5	6	6	6
Denmark	0	0	0	1	2	2	2	2	2	2	3	3	2	1	1	2	4	2	1	1
Finland	0	0	0	0	1	1	1	1	1	1	2	2	1	1	1	2	3	3	3	3
France	4	4	4	7	8	9	9	9	10	11	9	6	6	6	6	4	6	10	10	10
Germany	3	3	3	3	3	3	3	4	5	5	5	2	2	2	2	3	3	6	9	8
Greece	0	0	0	0	0	0	0	0	0	0	0	0	0	0	0	2	2	3	3	3
Ireland	2	2	2	2	2	2	2	2	2	2	2	1	1	0	0	0	0	0	0	0
Italy	2	2	2	3	3	3	4	4	4	4	5	2	1	2	3	3	4	4	4	3
Netherlands	5	5	6	7	7	7	8	8	8	8	9	9	9	7	8	8	8	8	7	7
Norway	2	2	2	2	2	2	3	3	3	4	4	2	2	1	1	0	0	2	1	1
Poland	0	0	0	0	0	0	0	0	0	0	0	0	0	0	0	0	1	1	1	1
Portugal	1	1	1	1	1	1	1	1	1	2	2	1	0	0	0	0	0	0	0	0
Spain	2	2	2	2	2	2	2	2	2	3	3	4	3	3	2	2	2	1	1	1
Sweden	4	4	5	6	9	10	12	12	15	17	21	9	9	9	8	5	6	6	6	6
Switzerland	2	2	2	2	2	2	2	2	2	2	2	4	2	4	4	4	4	4	4	4
UK	28	28	28	28	29	30	34	35	40	42	43	36	34	33	30	29	38	41	36	34
Europe	56	56	59	66	73	76	86	88	99	106	114	83	74	72	69	69	91	103	97	92
Canada	1	1	1	1	0	0	0	0	5	5	5	8	7	8	8	12	19	21	16	16
USA	12	12	16	19	25	51	79	88	100	106	101	114	112	108	105	110	127	119	103	101
North America	13	13	17	20	25	51	79	88	105	111	106	122	119	116	113	122	146	140	119	117
Total	103	103	112	130	160	177	210	236	269	267	274	252	242	232	223	243	307	338	295	283

DATE: OCTOBER 2008 CONTACT DETAILS:

EPRA: Schiphol Boulevard 283, 1118 BH Schiphol Airport, The Netherlands, T +31 20 405 3830, F +31 20 405 3840, E info@epra.com, W www.epra.com
 NAREIT: 1875 Eye Street, N.W., Suite 600, Washington D.C. 20006, USA, T +1 202 739 9400, F + 1 202 739 9401, E info@nareit.com, W www.nareit.com

End-of-Year Constituents Chart

Company	Region	Country	1989	1990	1991	1992	1993	1994	1995	1996	1997	1998	1999	2000	2001	2002	2003	2004	2005	2006	2007	2008 YTD
Abacus Property Group	Asia	Australia																				
AMP Diversified Property Trust	Asia	Australia																				
AMP Industrial Trust	Asia	Australia																				
AMP Shopping Centre	Asia	Australia																				
Australand Property Group	Asia	Australia																				
Babcock & Brown Japan Property Trust	Asia	Australia																				
Bunnings Warehouse Property Trust	Asia	Australia																				
Centro Properties	Asia	Australia																				
Centro Retail Trust	Asia	Australia																				
Centro Shopping America Trust	Asia	Australia																				
CFS Retail Property Trust	Asia	Australia																				
Colonial First State Properties Trust	Asia	Australia																				
Commonwealth Property Office Fund	Asia	Australia																				
DB RREEF Trust	Asia	Australia																				
Deutsche Diversified Trust	Asia	Australia																				
Deutsche Industrial Trust	Asia	Australia																				
Deutsche Office Trust	Asia	Australia																				
FKP Property Group	Asia	Australia																				
Goodman Group	Asia	Australia																				
GPT Group	Asia	Australia																				
ING Industrial Fund	Asia	Australia																				
ING Office Fund	Asia	Australia																				
ING Real Estate Community Living	Asia	Australia																				
Investa Property Group	Asia	Australia																				
Lend Lease Corp.	Asia	Australia																				
Macquarie Countrywide	Asia	Australia																				
Macquarie DDR	Asia	Australia																				
Macquarie Office	Asia	Australia																				
Macquarie Prologis Trust	Asia	Australia																				
Mirvac Group	Asia	Australia																				
Multiplex Group	Asia	Australia																				
Principal America Office Trust	Asia	Australia																				
Principal Office Trust	Asia	Australia																				
Ronin Property Trust	Asia	Australia																				
Rubicon America Trust	Asia	Australia																				
Rubicon Europe Trust	Asia	Australia																				
Stockland	Asia	Australia																				
Sunland Group	Asia	Australia																				

DATE: OCTOBER 2008 CONTACT DETAILS:

EPR: Schiphol Boulevard 283, 1118 BH Schiphol Airport, The Netherlands, T +31 20 405 3830, F +31 20 405 3840, E info@epa.com, W www.epa.com
 NAREIT: 1875 Eye Street, N.W., Suite 600, Washington D.C. 20006, USA, T +1 202 739 9400, F + 1 202 739 9401, E info@nareit.com, W www.nareit.com

End-of-Year Constituents Chart

Company	Region	Country	1989	1990	1991	1992	1993	1994	1995	1996	1997	1998	1999	2000	2001	2002	2003	2004	2005	2006	2007	2008 YTD
Tishman Speyer Office Fund	Asia	Australia																				
Valad Property Group	Asia	Australia																				
Westfield America	Asia	Australia																				
Westfield Group	Asia	Australia																				
Westfield Holdings	Asia	Australia																				
Westfield Trust	Asia	Australia																				
Agile Property Holdings	Asia	Hong Kong																				
Allied Properties	Asia	Hong Kong																				
Asean Residential	Asia	Hong Kong																				
Asia Oriental	Asia	Hong Kong																				
Asia Standard	Asia	Hong Kong																				
Century City	Asia	Hong Kong																				
Champion REIT	Asia	Hong Kong																				
Cheung Kong Holdings	Asia	Hong Kong																				
Chi Cheung	Asia	Hong Kong																				
China Investment Holdings	Asia	Hong Kong																				
China Land Group	Asia	Hong Kong																				
China Overseas Land & Investment	Asia	Hong Kong																				
China Resources Land	Asia	Hong Kong																				
China State Construction International	Asia	Hong Kong																				
Chinese Estate Holdings	Asia	Hong Kong																				
Chuang's China Investments	Asia	Hong Kong																				
Chuang's Consortium International	Asia	Hong Kong																				
Country Garden	Asia	Hong Kong																				
Dan Form Holdings	Asia	Hong Kong																				
Dynamic Holdings	Asia	Hong Kong																				
Emperor International	Asia	Hong Kong																				
Emperor Investments	Asia	Hong Kong																				
Far East Consortium	Asia	Hong Kong																				
Gold - Face Holdings	Asia	Hong Kong																				
G-Prop Holdings	Asia	Hong Kong																				
Great Eagle Holdings	Asia	Hong Kong																				
GZI REIT	Asia	Hong Kong																				
Hang Lung Group	Asia	Hong Kong																				
Hang Lung Properties	Asia	Hong Kong																				
Henderson China	Asia	Hong Kong																				
Henderson Investors	Asia	Hong Kong																				
Henderson Land Development	Asia	Hong Kong																				

DATE: OCTOBER 2008 CONTACT DETAILS:

Epra: Schiphol Boulevard 283, 1118 BH Schiphol Airport, The Netherlands, T +31 20 405 3830, F +31 20 405 3840, E info@epa.com, W www.epa.com
 Nareit: 1875 Eye Street, N.W., Suite 600, Washington D.C. 20006, USA, T +1 202 739 9400, F + 1 202 739 9401, E info@nareit.com, W www.nareit.com

End-of-Year Constituents Chart

Company	Region	Country	1989	1990	1991	1992	1993	1994	1995	1996	1997	1998	1999	2000	2001	2002	2003	2004	2005	2006	2007	2008 YTD
Heritage International Holdings	Asia	Hong Kong																				
HKR International	Asia	Hong Kong																				
Hon Kwok Land Investments	Asia	Hong Kong																				
Hong Kong Fortune	Asia	Hong Kong																				
Hong Kong Land	Asia	Hong Kong																				
Hong Kong Parkview Group	Asia	Hong Kong																				
Hopson Development Holdings	Asia	Hong Kong																				
Hycomm Wireless	Asia	Hong Kong																				
Hysan Development	Asia	Hong Kong																				
Interchina Holdings	Asia	Hong Kong																				
K Wah International Holdings	Asia	Hong Kong																				
Kerry Properties	Asia	Hong Kong																				
Kowloon Development	Asia	Hong Kong																				
Kwong Sand Hong International	Asia	Hong Kong																				
Lai Fung Holdings	Asia	Hong Kong																				
Lai Sun Development	Asia	Hong Kong																				
Link Real Estate Investment Trust	Asia	Hong Kong																				
Lippo Ltd.	Asia	Hong Kong																				
Liu Chong Hing Investments	Asia	Hong Kong																				
Midland Realty Holdings	Asia	Hong Kong																				
Nam Fong International Holdings	Asia	Hong Kong																				
New Century Group Hong Kong	Asia	Hong Kong																				
New City Beijing Development	Asia	Hong Kong																				
New World China Land	Asia	Hong Kong																				
New World Development	Asia	Hong Kong																				
Pacific Century Premium Development	Asia	Hong Kong																				
Pacific Concord Holdings	Asia	Hong Kong																				
Pearl Oriental Holdings	Asia	Hong Kong																				
Prosperity REIT	Asia	Hong Kong																				
Shanghai Real Estate	Asia	Hong Kong																				
Shenzhen Investment	Asia	Hong Kong																				
Shimao Property Holdings	Asia	Hong Kong																				
Shui On Land	Asia	Hong Kong																				
Silver Grant International	Asia	Hong Kong																				
Sino Land	Asia	Hong Kong																				
Sun Hung Kai Properties	Asia	Hong Kong																				
Swire Pacific	Asia	Hong Kong																				
The Wharf Holdings	Asia	Hong Kong																				

DATE: OCTOBER 2008 CONTACT DETAILS:

Epra: Schiphol Boulevard 283, 1118 BH Schiphol Airport, The Netherlands, T +31 20 405 3830, F +31 20 405 3840, E info@epa.com, W www.epra.com
 Nareit: 1875 Eye Street, N.W., Suite 600, Washington D.C. 20006, USA, T +1 202 739 9400, F + 1 202 739 9401, E info@nareit.com, W www.nareit.com

End-of-Year Constituents Chart

Company	Region	Country	1989	1990	1991	1992	1993	1994	1995	1996	1997	1998	1999	2000	2001	2002	2003	2004	2005	2006	2007	2008	YTD
Wheelock Properties	Asia	Hong Kong																					
Aeon Mall Co. Ltd	Asia	Japan																					
Cesar	Asia	Japan																					
Daibiru Corp.	Asia	Japan																					
Daikyo	Asia	Japan																					
Diamond City	Asia	Japan																					
Goldcrest	Asia	Japan																					
Hankyu Realty	Asia	Japan																					
Heiwa Real Estate	Asia	Japan																					
Japan Prime Realty Investment	Asia	Japan																					
Japan Real Estate Investment Corporation	Asia	Japan																					
Japan Retail Fund Investment	Asia	Japan																					
Kenedix Realty Investment	Asia	Japan																					
Leopalace21 Corp.	Asia	Japan																					
Mitsubishi Estate	Asia	Japan																					
Mitsui Fudosan Co.	Asia	Japan																					
Mitsui Real Estate Sales	Asia	Japan																					
Mori Trust Sogo REIT	Asia	Japan																					
Nippon Building Fund Inc.	Asia	Japan																					
Nippon Commercial Investment	Asia	Japan																					
Nomura Real Estate Office Fund	Asia	Japan																					
NTT Urban Development	Asia	Japan																					
Orix Jreit Inc.	Asia	Japan																					
Premier Investment Co.	Asia	Japan																					
Shoei	Asia	Japan																					
Sumitomo Realty & Development	Asia	Japan																					
Toc Co.	Asia	Japan																					
Tokyo Tatemono	Asia	Japan																					
Tokyu Land	Asia	Japan																					
Tokyu REIT Inc.	Asia	Japan																					
Towa Real Estate Development	Asia	Japan																					
United Urban Investment	Asia	Japan																					
AMP NZ Office Trust	Asia	New Zealand																					
Kiwi Income Property Trust	Asia	New Zealand																					
Allgreen Properties	Asia	Singapore																					
Allco Commercial Real Estate	Asia	Singapore																					
Ascendas Real Estate Investment Trust	Asia	Singapore																					
CapitaCommercial Trust	Asia	Singapore																					

DATE: OCTOBER 2008 CONTACT DETAILS:

Epra: Schiphol Boulevard 283, 1118 BH Schiphol Airport, The Netherlands, T +31 20 405 3830, F +31 20 405 3840, E info@epa.com, W www.epa.com
 Nareit: 1875 Eye Street, N.W., Suite 600, Washington D.C. 20006, USA, T +1 202 739 9400, F + 1 202 739 9401, E info@nareit.com, W www.nareit.com

End-of-Year Constituents Chart

Company	Region	Country	1989	1990	1991	1992	1993	1994	1995	1996	1997	1998	1999	2000	2001	2002	2003	2004	2005	2006	2007	2008	YTD
Capitaland	Asia	Singapore																					
CapitaMall Trust	Asia	Singapore																					
Fortune REIT	Asia	Singapore																					
Guocoland	Asia	Singapore																					
Hongkong Land Holdings	Asia	Singapore																					
Keppel Land	Asia	Singapore																					
K-REIT Asia	Asia	Singapore																					
Mapletree Logistics Trust	Asia	Singapore																					
Pacific Century Regional Development	Asia	Singapore																					
Singapore Land	Asia	Singapore																					
Suntec REIT	Asia	Singapore																					
Tuan Sing Holdings	Asia	Singapore																					
United Overseas Land	Asia	Singapore																					
Wing Tai Holdings	Asia	Singapore																					
CA Immobilien	Europe	Austria																					
Conwert Immobilien	Europe	Austria																					
Immoeast	Europe	Austria																					
Immofinanz	Europe	Austria																					
Sparkassen Immo Invest	Europe	Austria																					
Sparkassen Immobilien	Europe	Austria																					
Befimmo	Europe	Belgium																					
Bern Comofi	Europe	Belgium																					
Cofinimmo	Europe	Belgium																					
Immobel	Europe	Belgium																					
Intervest Offices	Europe	Belgium																					
Leasinvest	Europe	Belgium																					
Warehouses De Pauw	Europe	Belgium																					
Wereldhave Belgium	Europe	Belgium																					
ES Norden	Europe	Denmark																					
Keops	Europe	Denmark																					
Nordicom	Europe	Denmark																					
Sjaelso Gruppen	Europe	Denmark																					
TK Development	Europe	Denmark																					
Citycon	Europe	Finland																					
Sponda	Europe	Finland																					
Technopolis	Europe	Finland																					
Acanthe Developpement	Europe	France																					
Affine	Europe	France																					

DATE: OCTOBER 2008 CONTACT DETAILS:

EPRA: Schiphol Boulevard 283, 1118 BH Schiphol Airport, The Netherlands, T +31 20 405 3830, F +31 20 405 3840, E info@epra.com, W www.epra.com
 NAREIT: 1875 Eye Street, N.W., Suite 600, Washington D.C. 20006, USA, T +1 202 739 9400, F + 1 202 739 9401, E info@nareit.com, W www.nareit.com

End-of-Year Constituents Chart

Company	Region	Country	1989	1990	1991	1992	1993	1994	1995	1996	1997	1998	1999	2000	2001	2002	2003	2004	2005	2006	2007	2008	YTD
Fidei	Europe	France																					
Fonciere Des Regions	Europe	France																					
Fonciere Lyonnaise	Europe	France																					
Gecina	Europe	France																					
Icade	Europe	France																					
Klepierre	Europe	France																					
Locafinanciere	Europe	France																					
Mercialys	Europe	France																					
Sefimeg	Europe	France																					
Silic	Europe	France																					
Simco	Europe	France																					
Societe de la Tour Eiffel	Europe	France																					
Sogeparc	Europe	France																					
Sophia	Europe	France																					
Unibail - Rodamco	Europe	France																					
Union Immobiliere de France	Europe	France																					
Alstria Office	Europe	Germany																					
Bau-Verein Zu Hamburg	Europe	Germany																					
CBB Holding	Europe	Germany																					
Colonia Real Estate	Europe	Germany																					
Deutsche Euroshop	Europe	Germany																					
Deutsche Wohnen	Europe	Germany																					
DIC Asset	Europe	Germany																					
Gagfah	Europe	Germany																					
Hamborner	Europe	Germany																					
IVG Immobilien	Europe	Germany																					
Patrizia Immobilien	Europe	Germany																					
RSE Grundbesitz U-Beteiligung	Europe	Germany																					
Vivacon	Europe	Germany																					
Babis Vovos International	Europe	Greece																					
Eurobank Properties Real Estate Investment	Europe	Greece																					
Lamda Development	Europe	Greece																					
Dunloe Ewart	Europe	Ireland																					
Green Property	Europe	Ireland																					
Aedes	Europe	Italy																					
Beni Stabili	Europe	Italy																					
Gifim	Europe	Italy																					
Immobiliare Grande Distribution	Europe	Italy																					

DATE: OCTOBER 2008 CONTACT DETAILS:

EPR: Schiphol Boulevard 283, 1118 BH Schiphol Airport, The Netherlands, T +31 20 405 3830, F +31 20 405 3840, E info@epa.com, W www.epa.com
 NAREIT: 1875 Eye Street, N.W., Suite 600, Washington D.C. 20006, USA, T +1 202 739 9400, F + 1 202 739 9401, E info@nareit.com, W www.nareit.com

End-of-Year Constituents Chart

Company	Region	Country	1989	1990	1991	1992	1993	1994	1995	1996	1997	1998	1999	2000	2001	2002	2003	2004	2005	2006	2007	2008	YTD
Immobiliare Metanopoli	Europe	Italy																					
IPI	Europe	Italy																					
Jolly Hotels	Europe	Italy																					
Pirelli & Co. Real Estate	Europe	Italy																					
Premafin	Europe	Italy																					
Risanamento	Europe	Italy																					
Unione Immobiliare	Europe	Italy																					
AM N.V.	Europe	Netherlands																					
Corio	Europe	Netherlands																					
Eurocommercial Properties	Europe	Netherlands																					
Haslemere	Europe	Netherlands																					
Nieuwe Steen Investments	Europe	Netherlands																					
ProLogis European Properties	Europe	Netherlands																					
Rodamco	Europe	Netherlands																					
Rodamco Europe	Europe	Netherlands																					
Rodamco Retail Nederland	Europe	Netherlands																					
Uni-Invest	Europe	Netherlands																					
Vastned Offices/Industrial	Europe	Netherlands																					
Vastned Retail	Europe	Netherlands																					
Wereldhave	Europe	Netherlands																					
Avantor	Europe	Norway																					
Choice Hotels	Europe	Norway																					
Norgani Hotels	Europe	Norway																					
Norwegian Property	Europe	Norway																					
Olav Thon	Europe	Norway																					
Steen & Strom	Europe	Norway																					
Globe Trade Centre	Europe	Poland																					
Mundicenter	Europe	Portugal																					
Sonae Imobiliaria	Europe	Portugal																					
Inmobiliaria Colonial	Europe	Spain																					
Metrovacesa	Europe	Spain																					
Renta Corp Real Estate	Europe	Spain																					
Testa Inmuebles En Renta (Prima Inmobiliara)	Europe	Spain																					
Vallehermoso	Europe	Spain																					
Asticus	Europe	Sweden																					
Bostads AB Drott	Europe	Sweden																					
Castellum	Europe	Sweden																					
Custos	Europe	Sweden																					

DATE: OCTOBER 2008 CONTACT DETAILS:

EPRA: Schiphol Boulevard 283, 1118 BH Schiphol Airport, The Netherlands, T +31 20 405 3830, F +31 20 405 3840, E info@epra.com, W www.epra.com
 NAREIT: 1875 Eye Street, N.W., Suite 600, Washington D.C. 20006, USA, T +1 202 739 9400, F + 1 202 739 9401, E info@nareit.com, W www.nareit.com

End-of-Year Constituents Chart

Company	Region	Country	1989	1990	1991	1992	1993	1994	1995	1996	1997	1998	1999	2000	2001	2002	2003	2004	2005	2006	2007	2008 YTD
Diligentia	Europe	Sweden																				
Dios Anders	Europe	Sweden																				
Fabege	Europe	Sweden																				
Fabege (ex Drott March 2004)	Europe	Sweden																				
Fabege (ex Wihlborgs May 2005)	Europe	Sweden																				
Fast Balder	Europe	Sweden																				
Hufvudstaden A	Europe	Sweden																				
JM	Europe	Sweden																				
Klovern AB	Europe	Sweden																				
Kungsleden	Europe	Sweden																				
Lundbergs B	Europe	Sweden																				
Mandamus Fastigheter	Europe	Sweden																				
Nackebro	Europe	Sweden																				
Norrporten	Europe	Sweden																				
Pandox	Europe	Sweden																				
Piren	Europe	Sweden																				
Platzer	Europe	Sweden																				
Prifast	Europe	Sweden																				
Storheden Fastighets	Europe	Sweden																				
Tornet Fastighets	Europe	Sweden																				
Wihlborgs Fastigheter	Europe	Sweden																				
Allreal Holdings	Europe	Switzerland																				
Intershop B	Europe	Switzerland																				
Maag B	Europe	Switzerland																				
PSP Swiss Property	Europe	Switzerland																				
REG Real Estate Group	Europe	Switzerland																				
Swiss Prime Site	Europe	Switzerland																				
Zueblin Immobilien Holding	Europe	Switzerland																				
Asda Property Holdings	Europe	UK																				
Ashtenne Holdings	Europe	UK																				
Assura	Europe	UK																				
Benchmark Group	Europe	UK																				
Big Yellow Group	Europe	UK																				
BPT	Europe	UK																				
British Land Corp.	Europe	UK																				
Brixton	Europe	UK																				
Burford Holdings	Europe	UK																				
Canary Wharf Group	Europe	UK																				

DATE: OCTOBER 2008 CONTACT DETAILS:

EPR: Schiphol Boulevard 283, 1118 BH Schiphol Airport, The Netherlands, T +31 20 405 3830, F +31 20 405 3840, E info@epa.com, W www.epa.com
 NAREIT: 1875 Eye Street, N.W., Suite 600, Washington D.C. 20006, USA, T +1 202 739 9400, F + 1 202 739 9401, E info@nareit.com, W www.nareit.com

End-of-Year Constituents Chart

Company	Region	Country	1989	1990	1991	1992	1993	1994	1995	1996	1997	1998	1999	2000	2001	2002	2003	2004	2005	2006	2007	2008 YTD
Capital & Regional Property	Europe	UK																				
Capital Shopping Centers	Europe	UK																				
Chelsfield	Europe	UK																				
CLS Holdings	Europe	UK																				
Compco Holdings	Europe	UK																				
Daejan Holdings	Europe	UK																				
Delancey Estates	Europe	UK																				
Dencora	Europe	UK																				
Derwent London Holdings	Europe	UK																				
Development Securities	Europe	UK																				
Eskmuir	Europe	UK																				
F&C Commercial Property Trust	Europe	UK																				
Freeport	Europe	UK																				
Frogmore Estates	Europe	UK																				
Grainger Trust	Europe	UK																				
Grantchester Holdings	Europe	UK																				
Great Portland Estates	Europe	UK																				
Hammerson	Europe	UK																				
Helical Bar	Europe	UK																				
ING UK Real Estate Income Trust	Europe	UK																				
Invista Foundation Property Trust	Europe	UK																				
Invesco UK Property Income Trust	Europe	UK																				
ISIS Property Trust 2 Ltd	Europe	UK																				
ISIS Property Trust Ltd	Europe	UK																				
James Smith Estates	Europe	UK																				
Jermyn Investment Properties	Europe	UK																				
Land Securities Group	Europe	UK																				
Liberty International	Europe	UK																				
London Merchant Securities	Europe	UK																				
London Merchant Securities Dfd	Europe	UK																				
Mapeley	Europe	UK																				
Marylebone Warwick Balfour Group	Europe	UK																				
McKay Securities	Europe	UK																				
MEPC	Europe	UK																				
Minerva	Europe	UK																				
Moorfield Group	Europe	UK																				
Mucklow (A. & J.) Group	Europe	UK																				
NHP	Europe	UK																				

DATE: OCTOBER 2008 CONTACT DETAILS:

EPRA: Schiphol Boulevard 283, 1118 BH Schiphol Airport, The Netherlands, T +31 20 405 3830, F +31 20 405 3840, E info@epra.com, W www.epra.com
 NAREIT: 1875 Eye Street, N.W., Suite 600, Washington D.C. 20006, USA, T +1 202 739 9400, F + 1 202 739 9401, E info@nareit.com, W www.nareit.com

End-of-Year Constituents Chart

Company	Region	Country	1989	1990	1991	1992	1993	1994	1995	1996	1997	1998	1999	2000	2001	2002	2003	2004	2005	2006	2007	2008	YTD
Pillar Property	Europe	UK																					
Plaza Centers NV	Europe	UK																					
Primary Health Properties	Europe	UK																					
Quintain Estates & Development	Europe	UK																					
Raglan Properties	Europe	UK																					
Saville Gordon Estates	Europe	UK																					
Scottish Met	Europe	UK																					
Shaftesbury	Europe	UK																					
SEGRO	Europe	UK																					
St.Modwen Properties	Europe	UK																					
Standard Life Inv Prop Income Trust	Europe	UK																					
Advantage Property Income Trust	Europe	UK																					
Tops Estates	Europe	UK																					
Town Centre Securities	Europe	UK																					
UK Balanced Property Trust	Europe	UK																					
UK Commercial Property Trust	Europe	UK																					
Unite Group	Europe	UK																					
Warner Estate Holdings	Europe	UK																					
Wates City of London	Europe	UK																					
Westbury Property Fund	Europe	UK																					
Workspace Group	Europe	UK																					
Alexis Nihon REIT	North America	Canada																					
Allied Properties REIT	North America	Canada																					
Boardwalk Real Estate Investment Trust	North America	Canada																					
BPO Properties	North America	Canada																					
Brookfield Properties Corp.	North America	Canada																					
Calloway REIT	North America	Canada																					
Canadian Apartment Properties REIT	North America	Canada																					
Canadian Hotel Income Properties REIT	North America	Canada																					
Canadian REIT	North America	Canada																					
Chartwell Seniors Housing REIT	North America	Canada																					
Cominar REIT	North America	Canada																					
Dundee Real Estate Investment Trust	North America	Canada																					
Extencare Real Estate Investment Trust	North America	Canada																					
First Capital Realty	North America	Canada																					
H & R REIT	North America	Canada																					
InnVest Real Estate Investment Trust	North America	Canada																					
IPC US Real Estate	North America	Canada																					

DATE: OCTOBER 2008 CONTACT DETAILS:

EPR: Schiphol Boulevard 283, 1118 BH Schiphol Airport, The Netherlands, T +31 20 405 3830, F +31 20 405 3840, E info@epa.com, W www.epa.com
 NAREIT: 1875 Eye Street, N.W., Suite 600, Washington D.C. 20006, USA, T +1 202 739 9400, F +1 202 739 9401, E info@nareit.com, W www.nareit.com

End-of-Year Constituents Chart

Company	Region	Country	1989	1990	1991	1992	1993	1994	1995	1996	1997	1998	1999	2000	2001	2002	2003	2004	2005	2006	2007	2008 YTD
Legacy Hotels REIT	North America	Canada																				
Morguard Real Estate Investment Trust	North America	Canada																				
Northern Property REIT	North America	Canada																				
O & Y Real Estate	North America	Canada																				
Oxford Properties Group	North America	Canada																				
Primaris Retail REIT	North America	Canada																				
Residential Equities REIT	North America	Canada																				
Retirement Residences REIT	North America	Canada																				
Riocan REIT	North America	Canada																				
Summit Real Estate	North America	Canada																				
Sunrise Senior Living Real Estate	North America	Canada																				
Trizec Hahn Corp.	North America	Canada																				
Acadia Realty	North America	USA																				
Hilltop Holdings	North America	USA																				
Agree Realty	North America	USA																				
Alexanders Inc.	North America	USA																				
Alexandria Real Estate Equity	North America	USA																				
AMB Property	North America	USA																				
American Campus Communities	North America	USA																				
American Financial Realty Trust	North America	USA																				
AMLI Residential Property Trust	North America	USA																				
Anthracite Capital	North America	USA																				
Apartment Investment Management	North America	USA																				
Archstone-Smith Trust	North America	USA																				
Arden Realty	North America	USA																				
Ashford Hospitality Trust	North America	USA																				
Associated Estates Realty	North America	USA																				
Avalonbay Communities	North America	USA																				
Bedford Property Investors	North America	USA																				
BioMed Realty Trust	North America	USA																				
BNP Residential Properties	North America	USA																				
Boca Resorts	North America	USA																				
Boston Property	North America	USA																				
Boykin Lodging	North America	USA																				
Brandywine Realty	North America	USA																				
BRE Properties	North America	USA																				
Burnham Pacific Properties	North America	USA																				
Cabot	North America	USA																				

DATE: OCTOBER 2008 CONTACT DETAILS:

EPRA: Schiphol Boulevard 283, 1118 BH Schiphol Airport, The Netherlands, T +31 20 405 3830, F +31 20 405 3840, E info@epra.com, W www.epra.com
 NAREIT: 1875 Eye Street, N.W., Suite 600, Washington D.C. 20006, USA, T +1 202 739 9400, F + 1 202 739 9401, E info@nareit.com, W www.nareit.com

End-of-Year Constituents Chart

Company	Region	Country	1989	1990	1991	1992	1993	1994	1995	1996	1997	1998	1999	2000	2001	2002	2003	2004	2005	2006	2007	2008 YTD	
Camden Property	North America	USA																					
Capital Automotive Trust	North America	USA																					
Carramerica Trust	North America	USA																					
Catellus Development Corp.	North America	USA																					
CBL & Associates Properties	North America	USA																					
Cedar Shopping Centers	North America	USA																					
Center Trust	North America	USA																					
Centerpoint Properties	North America	USA																					
Centracore Properties Trust	North America	USA																					
Charles E Smith Residential Realty	North America	USA																					
Chateau Communities	North America	USA																					
Chelsea Property Group	North America	USA																					
Choice Hotels	North America	USA																					
Colonial Properties	North America	USA																					
Columbia Equity Trust Inc.	North America	USA																					
Cornerstone Realty Income Trust	North America	USA																					
Corporate Office Properties	North America	USA																					
Corrections Corporation of America	North America	USA																					
Cousins Property	North America	USA																					
Crescent Real Estate Equity Corp.	North America	USA																					
Crestline Capital	North America	USA																					
Criimi Mae Inc.	North America	USA																					
Crown American Realty	North America	USA																					
CRT Properties	North America	USA																					
DCT Industrial Trust	North America	USA																					
Developers Diversified Realty	North America	USA																					
Diamondrock Hospitality	North America	USA																					
Digital Realty Trust	North America	USA																					
Douglas Emmett	North America	USA																					
Duke Realty Corp	North America	USA																					
Dupont Fabros Technology	North America	USA																					
Dynex Capital	North America	USA																					
Eastgroup Properties	North America	USA																					
Education Realty Trust	North America	USA																					
Entertainment Properties Trust	North America	USA																					
Equity Inns	North America	USA																					
Equity Lifestyle Properties	North America	USA																					
Equity Office Properties	North America	USA																					

DATE: OCTOBER 2008 CONTACT DETAILS:

EPR: Schiphol Boulevard 283, 1118 BH Schiphol Airport, The Netherlands, T +31 20 405 3830, F +31 20 405 3840, E info@epa.com, W www.epa.com
 NAREIT: 1875 Eye Street, N.W., Suite 600, Washington D.C. 20006, USA, T +1 202 739 9400, F + 1 202 739 9401, E info@nareit.com, W www.nareit.com

End-of-Year Constituents Chart

Company	Region	Country	1989	1990	1991	1992	1993	1994	1995	1996	1997	1998	1999	2000	2001	2002	2003	2004	2005	2006	2007	2008 YTD
Equity One Inc	North America	USA																				
Equity Residential	North America	USA																				
Essex Property Trust	North America	USA																				
Extended Stay America	North America	USA																				
Extra Space Storage	North America	USA																				
Federal Realty Investors	North America	USA																				
FelCor Lodging	North America	USA																				
First Industrial Realty Trust	North America	USA																				
First Potomac Realty Trust	North America	USA																				
Forest City A	North America	USA																				
Franchise Finance Corp. of America	North America	USA																				
Gables Residential Trust	North America	USA																				
General Growth Properties	North America	USA																				
Getty Realty	North America	USA																				
Glenborough Realty Trust	North America	USA																				
Glimcher Realty Trust	North America	USA																				
Global Signal Inc.	North America	USA																				
GMH Communities Trust	North America	USA																				
Golf Trust America	North America	USA																				
Government Properties Trust	North America	USA																				
Gramercy Capital Corp	North America	USA																				
Great Lakes REIT	North America	USA																				
Health Care Property Investments	North America	USA																				
Healthcare Realty Trust	North America	USA																				
Healthcare REIT	North America	USA																				
Heritage Property Investments	North America	USA																				
Hersha Hospitality Trust A	North America	USA																				
Highland Hospitality	North America	USA																				
Highwoods Properties	North America	USA																				
Hilton Hotels	North America	USA																				
Home Properties	North America	USA																				
Hospitality Properties Trust	North America	USA																				
Host Hotels & Resorts	North America	USA																				
HRPT Properties	North America	USA																				
Inland Real Estate	North America	USA																				
Innkeepers USA Trust	North America	USA																				
Investors Real Estate Trust	North America	USA																				
IRT Property	North America	USA																				

DATE: OCTOBER 2008 CONTACT DETAILS:

EPR: Schiphol Boulevard 283, 1118 BH Schiphol Airport, The Netherlands, T +31 20 405 3830, F +31 20 405 3840, E info@epa.com, W www.epa.com
 NAREIT: 1875 Eye Street, N.W., Suite 600, Washington D.C. 20006, USA, T +1 202 739 9400, F + 1 202 739 9401, E info@nareit.com, W www.nareit.com

End-of-Year Constituents Chart

Company	Region	Country	1989	1990	1991	1992	1993	1994	1995	1996	1997	1998	1999	2000	2001	2002	2003	2004	2005	2006	2007	2008	YTD
JDN Realty Corp.	North America	USA																					
JP Realty	North America	USA																					
Keystone Property Trust	North America	USA																					
Kilroy Realty	North America	USA																					
Kimco Realty Corp.	North America	USA																					
Kite Realty Group Trust	North America	USA																					
Konover Property	North America	USA																					
Kramont Realty Trust	North America	USA																					
La Quinta Properties	North America	USA																					
LaSalle Hotel Properties	North America	USA																					
Lexington Realty Trust	North America	USA																					
Liberty Property Trust	North America	USA																					
LTC Properties	North America	USA																					
Macerich	North America	USA																					
Mack Cali Realty	North America	USA																					
Maguire Properties	North America	USA																					
Manor Care	North America	USA																					
Medical Properties Trust	North America	USA																					
Meristar Hospitality	North America	USA																					
Mid-America Apartment Communities	North America	USA																					
Mid-Atlantic Realty Trust	North America	USA																					
Mission West Properties	North America	USA																					
National Golf Properties	North America	USA																					
National Health Investors	North America	USA																					
National Healthcare	North America	USA																					
National Retail Properties	North America	USA																					
Nationwide Health Properties	North America	USA																					
New Plan Excel Realty Trust	North America	USA																					
Omega Healthcare REIT	North America	USA																					
Orient Express Hotels	North America	USA																					
Pan Pacific Retail Properties	North America	USA																					
Parkway Properties	North America	USA																					
Pennsylvania Real Estate Investment Trust	North America	USA																					
Post Properties	North America	USA																					
Prentiss Properties Trust	North America	USA																					
Prime Group Realty Trust	North America	USA																					
Prime Hospitality	North America	USA																					
Prime Legacy	North America	USA																					

DATE: OCTOBER 2008 CONTACT DETAILS:

EPR: Schiphol Boulevard 283, 1118 BH Schiphol Airport, The Netherlands, T +31 20 405 3830, F +31 20 405 3840, E info@epa.com, W www.epa.com
 NAREIT: 1875 Eye Street, N.W., Suite 600, Washington D.C. 20006, USA, T +1 202 739 9400, F +1 202 739 9401, E info@nareit.com, W www.nareit.com

End-of-Year Constituents Chart

Company	Region	Country	1989	1990	1991	1992	1993	1994	1995	1996	1997	1998	1999	2000	2001	2002	2003	2004	2005	2006	2007	2008 YTD
Prologis	North America	USA																				
PS Business Parks	North America	USA																				
Public Storage	North America	USA																				
Ramco-Gershenson Properties	North America	USA																				
Realty Income	North America	USA																				
Reckson Associates Realty Corp. A	North America	USA																				
Reckson Associates Realty Corp. B	North America	USA																				
Regency Centers	North America	USA																				
Republic Property	North America	USA																				
RFS Hotel Investors	North America	USA																				
Saul Centers	North America	USA																				
Senior Housing Property Trust	North America	USA																				
Shurgard Storage Centers	North America	USA																				
Simon Property Group	North America	USA																				
Sizelez Property Investors	North America	USA																				
SL Green Realty	North America	USA																				
Sovran Self Storage	North America	USA																				
Spirit Finance Corp.	North America	USA																				
Starwood Hotels & Resorts	North America	USA																				
Storage USA	North America	USA																				
Strategic Hotels & Resorts	North America	USA																				
Summit Properties	North America	USA																				
Sun Communities	North America	USA																				
Sunstone Hotel Investors	North America	USA																				
Tanger Factory Outlet Center	North America	USA																				
Taubman Centers	North America	USA																				
The Mills Corporation	North America	USA																				
The Rouse Corporation	North America	USA																				
The St. Joe Company	North America	USA																				
Town and Country Trust	North America	USA																				
Trizec Properties	North America	USA																				
Truststreet Properties	North America	USA																				
UDR	North America	USA																				
Universal Health Realty Income	North America	USA																				
Urstadt Biddle Properties	North America	USA																				
U-Store-It Trust	North America	USA																				
Ventas Inc	North America	USA																				
Vornado Realty	North America	USA																				

DATE: OCTOBER 2008 CONTACT DETAILS:

EPR: Schiphol Boulevard 283, 1118 BH Schiphol Airport, The Netherlands, T +31 20 405 3830, F +31 20 405 3840, E info@epa.com, W www.epa.com
 NAREIT: 1875 Eye Street, N.W., Suite 600, Washington D.C. 20006, USA, T +1 202 739 9400, F + 1 202 739 9401, E info@nareit.com, W www.nareit.com

End-of-Year Constituents Chart

Company	Region	Country	1989	1990	1991	1992	1993	1994	1995	1996	1997	1998	1999	2000	2001	2002	2003	2004	2005	2006	2007	2008	YTD
Washington Real Estate Investments	North America	USA																					
Weingarten Realty Investors	North America	USA																					
Windrose Medical Properties	North America	USA																					
Winston Hotels	North America	USA																					
Winthrop Realty Trust	North America	USA																					
Wyndham International	North America	USA																					

DATE: OCTOBER 2008 CONTACT DETAILS:

EPRA: Schiphol Boulevard 283, 1118 BH Schiphol Airport, The Netherlands, T +31 20 405 3830, F +31 20 405 3840, E info@epra.com, W www.epra.com
 NAREIT: 1875 Eye Street, N.W., Suite 600, Washington D.C. 20006, USA, T +1 202 739 9400, F + 1 202 739 9401, E info@nareit.com, W www.nareit.com

Section 7

Details on Methodology

DATE: OCTOBER 2008 CONTACT DETAILS:

EPRA: Schiphol Boulevard 283, 1118 BH Schiphol Airport, The Netherlands, T +31 20 405 3830, F +31 20 405 3840, E info@epra.com, W www.epra.com
NAREIT: 1875 Eye Street, N.W., Suite 600, Washington D.C. 20006, USA, T +1 202 739 9400, F + 1 202 739 9401, E info@nareit.com, W www.nareit.com

Asset Class Comparisons and Correlations

The asset classes are defined as follows. For real estate, the FTSE EPRA/NAREIT indices are used. For broad equities, the national headline index is used (i.e. FTSE 100, CAC 40 etc.) and for multi-country profiles, the FTSE All-world index series is used. For bonds, the JPMorgan Bond index series is used.

Average True Range

The difference between the 1Y high and the 1Y low in index points. A higher reading indicates a higher volatility.

Beta Coefficient

The Beta Coefficient is a measure of a portfolio in relation to the rest of the financial market. It is calculated as follows:

$$\text{Beta} = \frac{\text{Covariance}(10\text{Y Average Returns Broad Equities and } 10\text{Y Average Returns Real Estate})}{\text{Variance Real Estate}} * 100$$

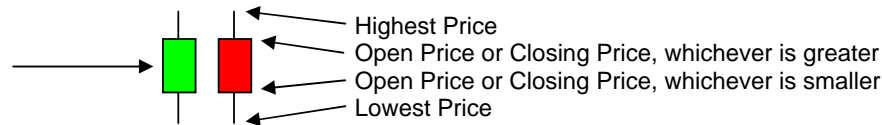
Bollinger Bands

A set of Bollinger Bands are a tool that can be used to measure the 'high-ness' or 'low-ness' of the price relative to the previous one, and acts as a measure of volatility. The Bollinger Bands consist of three lines: a middle band showing a simple moving average, an upper band located at twice the standard deviation above the middle band, and a lower band located at twice the standard deviation below the middle band.

Candlesticks

Candlestick charts give an overview of the daily Open, High, Low, and Close price of the index over a certain period, in this case a month. The graph presents the relationship between these prices and as such show an indication of volatility. Candlesticks can only be created on securities that have intraday pricing, and so for this graph the real time price indices are used (instead of the total return indices that are used in the remainder of this chart book). A candlestick chart reads as follows:

If the body is colored green,
then the index went up.
If colored red, the index closed
down.



Capital Allocation Line

The CAL is the line between a risky asset (either a real estate portfolio or a broad equity portfolio), and the risk-free rate. The risk-free rate is derived by extrapolating the line between the risky asset and the JPMorgan bond index.

Dividend Yields

The dividend market capitalisation (defined as the dividend multiplied by the shares in issue and free float percentage) paid during the last twelve months as a percentage of the investable market capitalisation of the index.

Efficient Frontiers

The efficient frontier shows the minimum variance portfolio (or least risky portfolio) for a given rate of return. The resulting line shows the most efficient portfolio for any given combination of risk and return. Rational investors will construct portfolios that have risk-return profiles that are located on this frontier.

The efficient frontiers are calculated using data from a rolling 10-year period.

DATE: OCTOBER 2008 CONTACT DETAILS:

EPRA: Schiphol Boulevard 283, 1118 BH Schiphol Airport, The Netherlands, T +31 20 405 3830, F +31 20 405 3840, E info@epra.com, W www.epra.com
NAREIT: 1875 Eye Street, N.W., Suite 600, Washington D.C. 20006, USA, T +1 202 739 9400, F +1 202 739 9401, E info@nareit.com, W www.nareit.com

Equally Weighted Value-at-Risk

The Value-at-Risk of an index is calculated by multiplying the market capitalisation of an index by the 10Y standard deviation of the index. Equally weighted refers to that older observations are given the same weight as the more recent observations.

Investment Horizons

The ratio of the average monthly return divided by the average monthly volatility over the specified periods, 1 to 18 years.

Moving Averages

The oscillator compares the long term (5Y) average with the short term (1Y) average. When these two lines cross a change in trend is identified. The graph shows the difference between the long term and short term. A negative difference indicates a downward trend, and a positive difference indicates an upward trend.

Relative Strength Indicator

The Relative Strength Indicator is an index between 0 and 100. A value between 70 and 100 indicates that the market is overbought, and a value between 0 and 30 indicates the market is oversold. The RSI is calculated using the following formula:

$$RSI = 100 - \left[\frac{100}{\left(1 + ABS \left\{ \frac{1Y \text{ Average Monthly Gain}}{1Y \text{ Average Monthly Loss}} \right\} \right)} \right]$$

Retracement Levels

The Fibonacci ratios (0.618, 0.50 and 0.382) are applied to the range between the 1Y High and 1Y Low.

Retracement levels are important in the case of a "changing market", i.e. when the index breaks out of its trend.

When the index breaks out of a long-term upward trend and starts a downward correction, the retracement levels show support levels.

When the index breaks out of a long-term downward trend and starts an upward correction, the retracement levels show resistance levels.

Risk/Return Profiles

The risk/return profile-value is determined by the 10Y average risk (calculated by the standard deviation) on the X-axis and the 10Y average return on the Y-axis.

Seasonality Chart

This chart compares the index value on a year-by-year basis. Each line represents the index in a particular year, and when combined with each other, a comparison can be made to see whether a pattern can be found, i.e. does the index always perform the same way in a particular month.

DATE: OCTOBER 2008 CONTACT DETAILS:

EPRA: Schiphol Boulevard 283, 1118 BH Schiphol Airport, The Netherlands, T +31 20 405 3830, F +31 20 405 3840, E info@epra.com, W www.epra.com
NAREIT: 1875 Eye Street, N.W., Suite 600, Washington D.C. 20006, USA, T +1 202 739 9400, F +1 202 739 9401, E info@nareit.com, W www.nareit.com

Sharpe Ratio

The Sharpe ratio is a measure of the excess return (or Risk Premium) above the risk free rate (as measured by the JPMorgan Bond index) per unit of risk in an investment asset or a trading strategy. It is calculated as follows:

$$\text{Sharpe} = \frac{(10\text{Y average return of the index} - 10\text{Y average return of the risk free rate})}{10\text{Y Volatility}}$$

Technical Analysis

This is an attempt to indicate long term trends in the movement of the index.

PLEASE NOTE: Identifying these trends, especially the resistance and support levels, is subjective and expresses the views of the author only and not necessarily the view of EPRA. Please refer to pages 106 and 107 for further details.

Velocity

This liquidity measure is calculated by the number of shares traded over a 12-month period divided by the free-float adjusted shares in issue at the end of the period.

Volatility

The volatility shows the variability of returns over a 12-month period, revealing the extent by which the returns of an index value change from the average.

Low volatility indicates the returns for an index have stayed quite close to the average whereas a high volatility would indicate a larger fluctuation over the time period. Volatility can therefore be seen as a market measure for risk.

DATE: OCTOBER 2008 CONTACT DETAILS:

EPRA: Schiphol Boulevard 283, 1118 BH Schiphol Airport, The Netherlands, T +31 20 405 3830, F +31 20 405 3840, E info@epra.com, W www.epra.com
NAREIT: 1875 Eye Street, N.W., Suite 600, Washington D.C. 20006, USA, T +1 202 739 9400, F + 1 202 739 9401, E info@nareit.com, W www.nareit.com

Section 8

Data Vendor Codes

DATE: OCTOBER 2008 CONTACT DETAILS:

EPRA: Schiphol Boulevard 283, 1118 BH Schiphol Airport, The Netherlands, T +31 20 405 3830, F +31 20 405 3840, E info@epra.com, W www.epra.com
NAREIT: 1875 Eye Street, N.W., Suite 600, Washington D.C. 20006, USA, T +1 202 739 9400, F + 1 202 739 9401, E info@nareit.com, W www.nareit.com

Data Vendor Codes - Indices



Index	Price Indices						Gross Total Return Indices						Net Total Return Indices					
	EUR	USD	GBP	JPY	AUD	Local	EUR	USD	GBP	JPY	AUD	Local	EUR	USD	GBP	JPY	AUD	Local
ASIA 33 INDEX																		
ASIA DIVERSIFIED INDEX	EGADE	EGADU	EGADG	EGADJ	EGADA		TEGADE	TEGADU	TEGADG	TEGADJ	TEGADA							
ASIA DIVIDEND+ INDEX	ENAD					ENAS (HKD)												
ASIA EX AUSTRALIA DIVERSIFIED INDEX	EAADE	EAADU	EAAAG	EAAAJ	EAAAD		TEAADE	TEAADU	TEAAG	TEAAJ	TEAAD							
ASIA EX AUSTRALIA HEALTHCARE INDEX	EAAHE	EAAHU	EAAHG	EAAHJ	EAAHA		TEAAHE	TEAAHU	TEAAHG	TEAAHJ	TEAAHA							
ASIA EX AUSTRALIA INDEX	EPAAE	EPAAU	EPAAG	EPAAJ	EPAAD		TEPAAE	TEPAAU	TEPAG	TEPAJ	TEPAD		TRPAAE	TRPAU	TRPAG	TRPAJ		
ASIA EX AUSTRALIA INDUSTRIAL INDEX	EAAIE	EAAIU	EAAIG	EAAIJ	EAAIA		TEAAIE	TEAAIU	TEAIG	TEAAJ	TEAIA							
ASIA EX AUSTRALIA INDUSTRIAL/OFFICE MIXED INDEX	EAAIME	EAAIMU	EAAIMG	EAAIJ	EAAIMA		TEAAIME	TEAAIMU	TEAIMG	TEAAIJ	TEAAIMA							
ASIA EX AUSTRALIA LODGING/RESORTS INDEX	EAALE	EAALU	EAAALG	EAAALJ	EAAALA		TEAALE	TEAALU	TEAALG	TEAAIJ	TEAALA							
ASIA EX AUSTRALIA NON-RENTAL INDEX	EAAANE	EAAANU	EAAANG	EAAANJ	EAAANA		TEAAANE	TEAAANU	TEAANG	TEAAANJ	TEAANA							
ASIA EX AUSTRALIA OFFICE INDEX	EAAODE	EAAODU	EAAODG	EAAODJ	EAAODA		TEAODE	TEAODU	TEAODG	TEAODJ	TEAODA							
ASIA EX AUSTRALIA RENTAL INDEX	EAAIRE	EAAIRU	EAAIRG	EAAIRJ	EAAIRA		TEAIRE	TEAIRU	TEAIRG	TEAIRJ	TEAIRA							
ASIA EX AUSTRALIA RETAIL INDEX	EAAATE	EAAATU	EAAATG	EAAATJ	EAAATA		TEAATE	TEAATU	TEAATG	TEAATJ	TEAATA							
ASIA EX AUSTRALIA SELF STORAGE INDEX	EAAASE	EAAASU	EAAASG	EAAASJ	EAAASA		TEAASE	TEAASU	TEAASG	EAAASJ	TEAASA							
ASIA EX AUSTRALIA RESIDENTIAL INDEX	EAAAEI	EAAAEU	EAAAEG	EAAAEJ	EAAAEA		TEAAEI	TEAAEU	TEAAEG	EAAAEJ	TEAAEA							
ASIA EX AUSTRALIA SPECIALTY INDEX	EAAAPE	EAAAPU	EAAAPG	EAAAPJ	EAAAPA		TEAAPE	TEAAPU	TEAAPG	TEAAPJ	TEAAPA							
ASIA INDEX	EGAS	EGASU	EGASG	EGASJ	EGASA		REGA	RUGA	RUGA	RYAS		TRGASE	TRGASU	TRGASG	TRGASJ			
ASIA INDUSTRIAL INDEX	EGAI	EGAIU	EGAIAG	EGAIJ	EGAI		TEGAI	TEGAIU	TEGAIAG	TEGAIJ	TEGAI							
ASIA LODGING/RESORTS INDEX	EGALE	EGALU	EGALG	EGALJ	EGALA		TEGALE	TEGALU	TEGALG	TEGALJ	TEGALA							
ASIA NON-REITS INDEX	ENASE	ENASU	ENASG	ENASJ	ENASA		TENASE	TENASU	TENASG	TENASJ	TENASA							
ASIA OFFICE INDEX	EGAFI	EGAFU	EGAFG	EGAFJ	EGAF		TEGAFI	TEGAFU	TEGAFG	TEGAFJ	TEGAF							
ASIA PAC EX JPN EX AUS LIQUID INDEX	GSLOAPE	GSLOAPU	GSLOAPG	GSLOAPJ	GSLOAPA	GSLOAPH (HKD), GSLOAPS (SGD)	TGSLOAPE	TGSLOAPU	TGSLOAPG	TGSLOAPJ	TGSLOAPA	TGSLOAPH (HKD), TGSLOAPS (SGD)						
ASIA REITS INDEX	ERASE	ERASU	ERASG	ERASJ	ERASA		TERASE	TERASU	TERASG	TERASJ	TERASA							
ASIA RESIDENTIAL INDEX	EGAEI	EGAEU	EGAEAG	EGAEJ	EGAEA		TEGAEI	TEGAEU	TEGAEAG	EGAEJ	TEGAEA							
ASIA RETAIL INDEX	EGATE	EGATU	EGATG	EGATJ	EGATA		TEGATE	TEGATU	TEGATG	EGATJ	TEGATA							
AUSTRALIA HEDGED IN US\$ INDEX												FTAHUST						
AUSTRALIA INDEX	ENAU	ENAU	PLAU	PLAU	ELAU	ELAU	REAU	RUAU	RUAU	RYAU	RDUA		TRLAUE	TRLAU	TRLAUG	TRLAUJ	TRLAU	
AUSTRALIA LIQUID INDEX	LIQELAU	LIQELAUJ	LIQELAUG	LIQELAUJ	LIQELAU		TLQELAU	TLQELAUJ	TLQELAUG	TLQELAUJ	TLQELAU							
AUSTRIA INDEX	EPAS	EPASU	EPASG	EPASJ	EPASA		REPAS	REPASU	REPASG	EPASJ	REPASA		TRPASE	TRPASU	TRPAG	TRPAJ		
BELGIUM INDEX	EPBL	EPBLU	EPBLG	EPBLJ	EPBL		RPEBL	RPEBLU	RPEBLG	RPEBLJ	EPBL		TRPBLE	TRPBLU	TRPBLG	TRPBLEJ		
CANADA INDEX	ENCA	ENCAU	PLCA	PLCA	ELCA (CAD)		RCAE	RCAU	RPCA	RYCA		TRLCAE	TRLCAU	TRLCAG	TRLCAJ		TRLCA (CAD)	
CUSTOM GLOBAL INDEX	FTGIEUR	FTGLUSD					FTGIEUR	FTGLUSTR				FTGLCTR						
CZECH REPUBLIC INDEX																		
DENMARK INDEX	EPDK	EPDKU	PLDK	PLDK	ELDK (DKK)		RPEK	RPEKU	RPLDK	RYDK		TRPCKE	TRPCKU	TRPCKG	TRPCKJ		TRPCK (DKK)	
EUROPE CAPPED INDEX	EORA	EORAU	EORAG	EORAJ	EORAD		TEORA	TEORAU	TEORAG	TEORAJ	TEORAD		TRLDKE	TRLDKU	TRLDKG	TRLDKJ		
EUROPE DIVERSIFIED INDEX	EPREDE	EPREDU	EPREDEG	EPREDEJ	EPREDA		TEPREDE	TEPREDU	TEPREDEG	TEPREDEJ	TEPREDA							
EUROPE EURO ZONE CAPPED INDEX	EOEU	EOEUU	EOEUG	EOEUJ	EOEU		TEOEUE	TEOEUU	TEOEUG	TEOEUJ	TEOEUE							
EUROPE EURO ZONE DIVERSIFIED INDEX	EPEDE	EPEDU	EPEDEG	EPEDEJ	EPEDA		TEPEDE	TEPEDU	TEPEDEG	TEPEDEJ	TEPEDA							
EUROPE EURO ZONE INDEX	EPEU	EPEU	EPEU	EPEU	EPEU		RPEU	RPEU	RPEU	RYEU		NEPEU	NPEU	NPEU	NPEU			
EUROPE EURO ZONE INDUSTRIAL INDEX	EPEIE	EPEIU	EPEIAG	EPEIJ	EPEIA		TEPEIE	TEPEIU	TEPEIAG	TEPEIJ	TEPEIA							
EUROPE EURO ZONE OFFICE INDEX	EPEIFE	EPEIFU	EPEIFG	EPEIFJ	EPEIFA		TEPEIFE	TEPEIFU	TEPEIFG	EPEIFJ	TEPEIFA							
EUROPE EURO ZONE RESIDENTIAL INDEX	EPEIRE	EPEIRU	EPEIRG	EPEIRJ	EPEIRA		TEPEIRE	TEPEIRU	TEPEIRG	EPEIRJ	TEPEIRA							
EUROPE EURO ZONE RETAIL INDEX	EPEIET	EPEIETU	EPEIETG	EPEIETJ	EPEIETA		TEPEIET	TEPEIETU	TEPEIETG	EPEIETJ	TEPEIETA							
EUROPE EX UK CAPPED INDEX	EOUK	EOUKU	EOUKG	EOUKJ	EOUK		TEOUK	TEOUKU	TEOUKG	TEOUKJ	TEOUK							
EUROPE EX UK DIVIDEND+ INDEX	ENDP																	
EUROPE EX UK INDEX	EOUK	EOUKU	EOUKG	EOUKJ	EOUK		TEOUK	TEOUKU	TEOUKG	TEOUKJ	TEOUK		REXUK	NXUK	NXUK	NXUK		
EUROPE EX UK LIQUID INDEX	GSLOEUE	GSLOEUU	GSLOEUG	GSLOEUJ	GSLOEUA	GSLOEUI (HKD), GSLOEUS (SGD)	TGSLOEUE	TGSLOEUU	TGSLOEUG	TGSLOEUJ	TGSLOEUA	TGSLOEUI (HKD), TGSLOEUS (SGD)						
EUROPE HEALTHCARE INDEX	EPRIE	EPRIU	EPRIAG	EPRIJ	EPRIA		TEPRIE	TEPRIU	TEPRIAG	EPRIJ	TEPRIA							
EUROPE INDEX	EPRA	EPRAU	EPRAG	EPRAJ	EPRA		RPR	RPRU	RPRG	RYRA		NEPRA	NPRA	NPRA	NPRA			
EUROPE INDUSTRIAL INDEX	EPRIE	EPRIU	EPRIAG	EPRIJ	EPRIA		TEPRIE	TEPRIU	TEPRIAG	EPRIJ	TEPRIA							
EUROPE LIQUID 40 CAPPED INDEX	SOELU	SOELU	SOELG	SOELJ	SOELU		TSOELU	TSOELU	TSOELG	SOELJ	TSOELU							
EUROPE LIQUID 40 EX UK CAPPED INDEX	SOXU	SOXU	SOXUG	SOXUJ	SOXU		TSOXU	TSOXU	TSOXUG	SOXUJ	TSOXU		NSXU	NXU	NXU	NXU		
EUROPE LIQUID 40 EX UK INDEX	SSXU	SSXU	SSXUG	SSXUJ	SSXU		RSSXU	RSSXU	RSSXUG	SSXUJ	SSXU							
EUROPE LIQUID 40 INDEX	SSEL	SSEL	SSELG	SSELJ	SSEL		RSSL	RUSE	RPEL	RYSE		NSSL	NSSL	NSSL	NSSL			
EUROPE LODGING/RESORTS INDEX	EPRLU	EPRLU	EPRLG	EPRLJ	EPRLA		TEPRLU	TEPRLU	TEPRLG	EPRLJ	TEPRLA							
EUROPE NON-REITS INDEX	ENEE	ENEU	ENEEG	ENEEJ	ENEEA		TENEE	TENEU	TENEEG	ENEEJ	TENEEA							
EUROPE OFFICE INDEX	EPRIE	EPRIU	EPRIAG	EPRIJ	EPRIA		TEPRIE	TEPRIU	TEPRIAG	EPRIJ	TEPRIA							
EUROPE REITS INDEX	EREE	EREU	EREEG	EREEJ	EREEA		TEREE	TEREU	TEREEG	EREEJ	TEREEA							
EUROPE RESIDENTIAL INDEX	EPRIE	EPRIU	EPRIAG	EPRIJ	EPRIA		TEPRIE	TEPRIU	TEPRIAG	EPRIJ	TEPRIA							
EUROPE RETAIL INDEX	EPRTU	EPRTU	EPRTG	EPRTJ	EPRTA		TEPRTU	TEPRTU	TEPRTG	EPRTJ	TEPRTA							
EUROPE SELF STORAGE INDEX	EPRIE	EPRIU	EPRIAG	EPRIJ	EPRIA		TEPRIE	TEPRIU	TEPRIAG	EPRIJ	TEPRIA							
EUROPE SPECIALTY INDEX	EPRIE	EPRIU	EPRIAG	EPRIJ	EPRIA		TEPRIE	TEPRIU	TEPRIAG	EPRIJ	TEPRIA							
EUROPE UK RESTRICTED INDEX	EPHG	EPHGU	EPHGG	EPHGJ	EPHGU		RPHG	RPHU	RPHG	RYPH		TRPHGE	TRPHGU	TRPHGG	TRPHGJ			
FINLAND INDEX	EPFI	EPFI	EPFAG	EPFIJ	EPFIA		RPEFI	RPEFI	RPEFAG	EPFIJ	EPFIA		TRPFE	TRPFU	TRPFG	TRPFJ		
FRANCE INDEX	EPFR	EPFRU	EPFRG	EPFRJ	EPFRA		RPEFR	RPEFRU	RPEFRG	EPFRJ	EPFRA		TRPFR	TRPFRU	TRPFRG	TRPFRJ		
GERMANY INDEX	EPGR	EPGRU	EPGRG	EPGRJ	EPGRA		RPEGR	RPEGRU	RPEGRG	EPGRJ	EPGRA		TRPGR	TRPGRU	TRPGRG	TRPGRJ		
GLOBAL DIVERSIFIED INDEX	ENGVE	ENGVU	ENGVG	ENGVJ	ENGVA		TENGVE	TENGVU	TENGVG	ENGVJ	TENGVA							
GLOBAL DIVIDEND+ INDEX	ENGDD																	
GLOBAL EX ASIA INDEX	EGXA	UGXA	PGXA	YGXA			REXA	RUXA	RFXA	RYXA		TRGXAE	TRGXAU	TRGXAG	TRGXAJ			
GLOBAL EX ASIA NON-REITS INDEX	ENXAE	ENXAU	ENXAG	ENXAJ	ENXAA		TENXAE	TENXAU	TENXAG	ENXAJ	TENXAA							
GLOBAL EX ASIA REITS INDEX	ERXAE	ERXAU	ERXAG	ERXAJ	ERXAA		TERXAE	TERXAU	TERXAG	ERXAJ	TERXAA							
GLOBAL EX AUSTRALIA HEDGED IN AUD INDEX						EGAAL						TEGAAL						
GLOBAL EX AUSTRALIA HEDGED IN USD INDEX																		
GLOBAL EX AUSTRALIA INDEX	EGAHU	GAXAU			GAXAA		TEGAHU	TGAXAU			TGAXAA			TRAXAU			TRAXAA	

DATE: OCTOBER 2008 CONTACT DETAILS:

EPRA: Schiphol Boulevard 283, 1118 BH Schiphol Airport, The Netherlands, T +31 20 405 3830, F +31 20 405 3840, E info@epra.com, W www.epra.com
 NAREIT: 1875 Eye Street, N.W., Suite 600, Washington D.C. 20006, USA, T +1 202 739 9400, F +1 202 739 9401, E info@nareit.com, W www.nareit.com

Data Vendor Codes - Indices



Index	Price Indices						Gross Total Return Indices						Net Total Return Indices						
	EUR	USD	GBP	JPY	AUD	Local	EUR	USD	GBP	JPY	AUD	Local	EUR	USD	GBP	JPY	AUD	Local	
GLOBAL EX AUSTRALIA NON-RENTAL IN AUD HEDGED INDEX		GAHNU			GAHNA			TGAHNU			TGAHNA								
GLOBAL EX AUSTRALIA NON-RENTAL IN AUD UNHEDGED INDEX		GAHNU			GAHNA			TGAHNU			TGAHNA								
GLOBAL EX AUSTRALIA RENTAL IN AUD HEDGED INDEX		GAHRU			GAHRA			TGAHRU			TGAHRA								
GLOBAL EX AUSTRALIA RENTAL IN AUD UNHEDGED INDEX		GAURU			GAURA			TGAURU			TGAURA								
GLOBAL EX EUROPE INDEX	EGXE	UGXE	PGXE	YGXE			REXE	RUXE	RPXE	RYXE			TRGXEE	TRGXEU	TRGXEG	TRGXEJ			
GLOBAL EX EUROPE NON-REITS INDEX	ENXE	ENEU	ENEG	ENXJ			TENXEE	TENXEU	TENXEG	TENXEJ									
GLOBAL EX EUROPE REITS INDEX	ERXEE	ERXEU	ERXEG	ERXEJ			TERXEE	TERXEU	TERXEG	TERXEJ									
GLOBAL EX JAPAN INDEX	EGXJE	EGXJU	EGXJG	EGXJJ			TEGXJE	TEGXJU	TEGXJG	TEGXJJ			TRGXJE	TRGXJU	TRGXJG	TRGXJJ			
GLOBAL EX NORTH AMERICA	EGXN	UGXN	PGXN	YGXN			REXN	RUXN	RPXN	RYXN			TRGXNE	TRGXNU	TRGXNG	TRGXNJ			
GLOBAL EX US INDEX	EGXU	UGXU	PGXU	YGXU			REXU	RUXU	RPXU	RYXU			TRGXUE	TRGXUU	TRGXUG	TRGXUJ			
GLOBAL EX US LIQUID INDEX	GSLXUSE	GSLXUSU	GSLXUSG	GSLXUSJ	GSLXUSA	GSLXUSH (HKD), GSLXUSS (SGD)	TGSLXUSE	TGSLXUSU	TGSLXUSG	TGSLXUSJ	TGSLXUSA	TGSLXUSA (HKD), TGSLXUSS (SGD)							
GLOBAL EX US NON-REITS INDEX	ENXUE	ENXUU	ENXUG	ENXUJ			TENXUE	TENXUU	TENXUG	TENXUJ									
GLOBAL EX US REITS INDEX	ERXUE	ERXUU	ERXUG	ERXUJ			TERXUE	TERXUU	TERXUG	TERXUJ									
GLOBAL HEALTHCARE INDEX	ENGEE	ENGEU	ENGEG	ENGXJ	ENGEA		TENXEE	TENXEU	TENXEG	TENXEJ	TENGEA								
GLOBAL HEDGED IN AUD INDEX					EGHHA						TEGHEA								
GLOBAL INDEX	ENGL	UNGL	PNGL	YNGL			RNGL	RUGL	RPGL	RYGL			TRNGLE	TRNGLU	TRNGLG	TRNGLJ			
GLOBAL INDUSTRIAL INDEX	ENGIE	ENGIU	ENGIG	ENGIX	ENGLA		TENXIE	TENXIU	TENXIG	TENXIJ	TENGLA								
GLOBAL INDUSTRIAL OFFICE INDEX	ENXME	ENXMU	ENXMG	ENXMJ	ENXMA		TENXME	TENXMU	TENXMG	TENXMJ	TENXMA								
GLOBAL LIQUID INDEX	GSLQGLE	GSLQGLU	GSLQGLG	GSLQGLJ	GSLQGLA	GSLQGLH (HKD), GSLQGLS (SGD)	TGSLQGLE	TGSLQGLU	TGSLQGLG	TGSLQGLJ	TGSLQGLA	TGSLQGLA (HKD), TGSLQGLS (SGD)							
GLOBAL LODGINGS/RESORTS INDEX	ENXOE	ENXOU	ENXOG	ENXOJ	ENXOA		TENXOE	TENXOU	TENXOG	TENXOJ	TENXOA								
GLOBAL NON-REITS INDEX	ENRGE	ENRGU	ENRGG	ENRGJ	ENRGA		TENRGE	TENRGU	TENRGG	TENRGJ	TENRGA								
GLOBAL OFFICE INDEX	ENXFE	ENXFU	ENXFG	ENXFJ	ENXFA		TENXFE	TENXFU	TENXFG	TENXFJ	TENXFA								
GLOBAL REITS INDEX	ERXLU						TERXLE	TERXLU	TERXLG	TERXLJ									
GLOBAL REITS INDEX	ERXLE	ERXLU	ERXLG	ERXLJ			TENXLE	TENXLU	TENXLG	TENXLJ	TENXAA								
GLOBAL RESIDENTIAL INDEX	ENXTE	ENXTU	ENXTG	ENXTJ	ENXTA		TENXTE	TENXTU	TENXTG	TENXTJ	TENXTA								
GLOBAL RETAIL INDEX	ENXSE	ENXSU	ENXSG	ENXSJ	ENXSA		TENXSE	TENXSU	TENXSG	TENXSJ	TENXSA								
GLOBAL SELF STORAGE INDEX	ENXPE	ENXPU	ENXPG	ENXPJ	ENXPA		TENXPE	TENXPU	TENXPG	TENXPJ	TENXPA								
GLOBAL SPECIALTY INDEX	ENXPE	ENXPU	ENXPG	ENXPJ	ENXPA		TENXPE	TENXPU	TENXPG	TENXPJ	TENXPA								
GREECE INDEX	EPXGC	EPXGU	EPXGG	EPXGJ	EPXGA		TERXGC	TERXGU	TERXGG	TERXGJ	TERXGA			TRPXCE	TRPXCU	TRPXCG	TRPX CJ		
HONG KONG INDEX	ENXK	USXK	PLXK	YXK		ELXK (HKD)	REXK	RUXK	RPXK	RYXK	RHXK (HKD)			TRPXKE	TRPXKU	TRPXKG	TRPXKJ	TRPXKL (HKD)	
HUNGARY INDEX																			
IRELAND INDEX	EPXIR	UPXIR	PPXIR	YPXIR			RPIXR	RUXIR	RPIXG	RPIXJ			TRPIXE	TRPIXU	TRPIXG	TRPIXJ			
ITALY INDEX	EPXIT	UPXIT	PPXIT	YPXIT			RPIXI	RUXIT	RPIXG	RPIXJ			TRPIXE	TRPIXU	TRPIXG	TRPIXJ			
JAPAN INDEX	ENXJP	UNXJP	PNXJP	YNXJP			REXJP	RUXJP	RPXJP	RYXJP			TRPXJE	TRPXJU	TRPXJG	TRPXJJ			
JAPAN LIQUID INDEX	LIQELJE	LIQELJU	LIQELJG	LIQELJJ	LIQELJA	LIQELJH (HKD), LIQELJS (SGD)	TLIQELJE	TLIQELJU	TLIQELJG	TLIQELJJ	TLIQELJA	TLIQELJA (HKD), TLIQELJS (SGD)							
NETHERLANDS INDEX	EPXNL	UPXNL	PPXNL	YPXNL			RPIXNL	RUXNL	RPIXG	RPIXJ			TRPIXLE	TRPIXLU	TRPIXLG	TRPIXLJ			
NEW ZEALAND INDEX	ENXNZ	UNXNZ	PNXNZ	YNXNZ		ELXNZ (NZD)	REXNZ	RUXNZ	RPXNZ	RYXNZ			TRPIXNLE	TRPIXNLU	TRPIXNLG	TRPIXNLJ			
NORTH AMERICA DIVERSIFIED INDEX	EGXND	UGXND	PGXND	YGXND	EGXND	EGXND	TGXND	TGXND	TGXND	TGXND	TGXND								
NORTH AMERICA HEALTHCARE INDEX	ENXNH	ENXNU	ENXNG	ENXNJ	ENXNA		TENXNH	TENXNU	TENXNG	TENXNJ	TENXNA								
NORTH AMERICA INDEX	EGXNA	UGXNA	PGXNA	YGXNA			REXNA	RUXNA	RPXNA	RYXNA			TRGXNE	TRGXNU	TRGXNG	TRGXNJ			
NORTH AMERICA INDUSTRIAL INDEX	ENXNI	ENXNU	ENXNG	ENXNJ	ENXNA		TENXNI	TENXNU	TENXNG	TENXNJ	TENXNA								
NORTH AMERICA LIQUID INDEX	GSLQNAE	GSLQNAU	GSLQNAG	GSLQNAJ	GSLQNAA	GSLQNAH (HKD), GSLQNAS (SGD)	TGSLQNAE	TGSLQNAU	TGSLQNAG	TGSLQNAJ	TGSLQNAA	TGSLQNAH (HKD), TGSLQNAS (SGD)							
NORTH AMERICA LODGINGS/RESORTS INDEX	ENXNE	ENXNU	ENXNG	ENXNJ	ENXNA		TENXNE	TENXNU	TENXNG	TENXNJ	TENXNA								
NORTH AMERICA INDUSTRIAL OFFICE MIXED INDEX	ENXME	ENXMU	ENXMG	ENXMJ	ENXMA		TENXME	TENXMU	TENXMG	TENXMJ	TENXMA								
NORTH AMERICA OFFICE INDEX	ENXFE	ENXFU	ENXFG	ENXFJ	ENXFA		TENXFE	TENXFU	TENXFG	TENXFJ	TENXFA								
NORTH AMERICA RESIDENTIAL INDEX	ENXTE	ENXTU	ENXTG	ENXTJ	ENXTA		TENXTE	TENXTU	TENXTG	TENXTJ	TENXTA								
NORTH AMERICA RETAIL INDEX	ENXSE	ENXSU	ENXSG	ENXSJ	ENXSA		TENXSE	TENXSU	TENXSG	TENXSJ	TENXSA								
NORTH AMERICA SELF STORAGE INDEX	ENXPE	ENXPU	ENXPG	ENXPJ	ENXPA		TENXPE	TENXPU	TENXPG	TENXPJ	TENXPA								
NORTH AMERICA SPECIALTY INDEX	ENXPE	ENXPU	ENXPG	ENXPJ	ENXPA		TENXPE	TENXPU	TENXPG	TENXPJ	TENXPA								
NORWAY INDEX	EPXNK	UPXNK	PPXNK	YPXNK		ELXNK (NOK)	RPIXNK	RUXNK	RPXNK	RYXNK			TRPIXNE	TRPIXNU	TRPIXNG	TRPIXNJ	TRPIXNKL (NOK)		
POLAND INDEX	EPXPT	UPXPT	PPXPT	YPXPT			RPIXPL	RUXPL	RPXPL	RYXPL			TRPIXPE	TRPIXPU	TRPIXPG	TRPIXPJ	TRPIXPL (PLN)		
PORTUGAL INDEX							TFEPXAE						TRPIXPE	TRPIXPU	TRPIXPG	TRPIXPJ			
PURE ASIA EX AUSTRALIA INDEX																			
PURE ASIA INDEX	EGXPA	UGXPA	PGXPA	YGXPA			REXPA	RUXPA	RPXPA	RYXPA			TRGXPAE	TRGXPAU	TRGXPGA	TRGXPAJ			
PURE AUSTRALIA INDEX	EPXAU	UPXAU	PPXAU	YPXAU	EPXAU		RPIXAU	RUXAU	RPXAU	RYXAU	RLXAU		TRGXPAE	TRGXPAU	TRGXPGA	TRGXPAJ	TRGXPAUL		
SINGAPORE INDEX	ENXSI	UNXSI	PNXSI	YNXSI		ELXSI (SGD)	REXSI	RUXSI	RPXSI	RYXSI			TRGXPAE	TRGXPAU	TRGXPGA	TRGXPAJ	TRGXPAUL		
SOUTH KOREA INDEX	EPXSP	UPXSP	PPXSP	YPXSP			RPIXSP	RUXSP	RPXSP	RYXSP			TRPIXSE	TRPIXSU	TRPIXSG	TRPIXSJ	TRPIXSK (KRW)		
SPAIN INDEX	EPXSD	UPXSD	PPXSD	YPXSD			RPIXSD	RUXSD	RPXSD	RYXSD			TRPIXSE	TRPIXSU	TRPIXSG	TRPIXSJ	TRPIXSK (KRW)		
SWEDEN INDEX	EPXSW	UPXSW	PPXSW	YPXSW		ELXSD (SEK)	RPIXSD	RUXSD	RPXSD	RYXSD			TRPIXSE	TRPIXSU	TRPIXSG	TRPIXSJ	TRPIXSK (SEK)		
SWITZERLAND INDEX	EPXSW	UPXSW	PPXSW	YPXSW		ELXSW (CHF)	RPIXSD	RUXSD	RPXSD	RYXSD			TRPIXSE	TRPIXSU	TRPIXSG	TRPIXSJ	TRPIXSK (CHF)		
UK DIVERSIFIED INDEX	ELXUD	ELXUU	ELXUG	ELXUJ	ELXUA		TGXUD	TGXUU	TGXUG	TGXUJ	TGXUA								
UK HEALTHCARE INDEX	ELXUE	ELXUU	ELXUG	ELXUJ	ELXUA		TGXUE	TGXUU	TGXUG	TGXUJ	TGXUA								
UK INDEX	ELXUK	ELXUU	ELXUG	ELXUJ	ELXUA		TGXUK	TGXUU	TGXUG	TGXUJ	TGXUA								
UK INDUSTRIAL INDEX	ELXUE	ELXUU	ELXUG	ELXUJ	ELXUA		TGXUE	TGXUU	TGXUG	TGXUJ	TGXUA								
UK LIQUID INDEX	LIQELUJ	LIQELUU	LIQELUG	LIQELUJ	LIQELUA	LIQELUH (HKD), LIQELUS (SGD)	TLIQELUJ	TLIQELUU	TLIQELUG	TLIQELUJ	TLIQELUA	TLIQELUH (HKD), TLIQELUS (SGD)							
UK LIQUID INDEX	LIQELUJ	LIQELUU	LIQELUG	LIQELUJ	LIQELUA	LIQELUH (HKD), LIQELUS (SGD)	TLIQELUJ	TLIQELUU	TLIQELUG	TLIQELUJ	TLIQELUA	TLIQELUH (HKD), TLIQELUS (SGD)							
UK LODGINGS/RESORTS INDEX	ELXUE	ELXUU	ELXUG	ELXUJ	ELXUA		TGXUE	TGXUU	TGXUG	TGXUJ	TGXUA								
UK NON-REITS INDEX	ENXNR	ENXNU	ENXNG	ENXNJ	ENXNA		TENXNR	TENXNU	TENXNG	TENXNJ	TENXNA								
UK OFFICE INDEX	ENXFE	ENXFU	ENXFG	ENXFJ	ENXFA		TENXFE	TENXFU	TENXFG	TENXFJ	TENXFA								
UK PROPERTY INDEX	ENXPE	ENXPU	ENXPG	ENXPJ	ENXPA		TENXPE	TENXPU	TENXPG	TENXPJ	TENXPA								
UK REITS INDEX	ENXNR	ENXNU	ENXNG	ENXNJ	ENXNA		TENXNR	TENXNU	TENXNG	TENXNJ	TENXNA								
UK RESIDENTIAL INDEX	ENXTE	ENXTU	ENXTG	ENXTJ	ENXTA		TENXTE	TENXTU	TENXTG	TENXTJ	TENXTA								
UK RETAIL INDEX	ENXSE	ENXSU	ENXSG	ENXSJ	ENXSA		TENXSE	TENXSU	TENXSG	TENXSJ	TENXSA								
UK SELF STORAGE INDEX	ENXPE	ENXPU	ENXPG	ENXPJ	ENXPA		TENXPE	TENXPU	TENXPG	TENXPJ	TENXPA								

DATE: OCTOBER 2008 CONTACT DETAILS:

Epra: Schiphol Boulevard 283, 1118 BH Schiphol Airport, The Netherlands, T +31 20 405 3830, F +31 20 405 3840, E info@epra.com, W www.epra.com
 Nareit: 1875 Eye Street, N.W., Suite 600, Washington D.C. 20006, USA, T +1 202 739 9400, F +1 202 739 9401, E info@nareit.com, W www.nareit.com

Data Vendor Codes - Indices



Index	Price Indices						Gross Total Return Indices						Net Total Return Indices						
	EUR	USD	GBP	JPY	AUD	Local	EUR	USD	GBP	JPY	AUD	Local	EUR	USD	GBP	JPY	AUD	Local	
UK SPECIALTY INDEX	ELUPE	ELUPU	ELUPG	ELUPJ	ELUPA		TELUPE	TELUPU	TELUPG	TELUPJ	TELUPA								
US DIVERSIFIED INDEX	UNLDE	UNLDU	UNLDG	UNLDJ	UNLDA		TUNLDE	TUNLDU	TUNLDG	TUNLDJ	TUNLDA								
US DIVIDEND+ INDEX	ENUD																		
US HEALTHCARE INDEX	UNLHE	UNLHU	UNLHG	UNLHJ	UNLHA		TUNLHE	TUNLHU	TUNLHG	TUNLHJ	TUNLHA								
US INDEX	ENUS	UNUS	PNUS	YNUS			REUS	RUUS	RPNU	RYUS			TRNUSE	TRNUSU	TRNUSG	TRNUSJ			
US INDUSTRIAL INDEX	UNLIE	UNLIU	UNLIG	UNLIJ	UNLIA		TUNLIE	TUNLIU	TUNLIG	TUNLIJ	TUNLIA								
US INDUSTRIAL/OFFICE MIXED INDEX	UNLME	UNLMU	UNLMG	UNLMJ	UNLMA		TUNLME	TUNLMU	TUNLMG	TUNLMJ	TUNLMA								
US LOGGINGS/RESORTS INDEX	UNLLE	UNLLU	UNLLE	UNLLJ	UNLLA		TUNLLE	TUNLLU	TUNLLE	TUNLLJ	TUNLLA								
US OFFICE INDEX	UNLFA	UNLFU	UNLFG	UNLFJ	UNLFA		TUNLFA	TUNLFU	TUNLFG	TUNLFJ	TUNLFA								
US RESIDENTIAL INDEX	UNLEE	UNLEU	UNLEG	UNLEJ	UNLEA		TUNLEE	TUNLEU	TUNLEG	TUNLEJ	TUNLEA								
US RETAIL INDEX	UNLFE	UNLFU	UNLFG	UNLFJ	UNLFA		TUNLFE	TUNLFU	TUNLFG	TUNLFJ	TUNLFA								
US SELF STORAGE INDEX	UNLOE	UNLOU	UNLOG	UNLOJ	UNLOA		TUNLOE	TUNLOU	TUNLOG	TUNLOJ	TUNLOA								
US SPECIALTY INDEX	UNLPE	UNLPU	UNLPG	UNLPJ	UNLPA		TUNLPE	TUNLPU	TUNLPG	TUNLPJ	TUNLPA								

DATE: OCTOBER 2008 CONTACT DETAILS:

EPRA: Schiphol Boulevard 283, 1118 BH Schiphol Airport, The Netherlands, T +31 20 405 3830, F +31 20 405 3840, E info@epra.com, W www.epra.com
 NAREIT: 1875 Eye Street, N.W., Suite 600, Washington D.C. 20006, USA, T +1 202 739 9400, F + 1 202 739 9401, E info@nareit.com, W www.nareit.com

Data Vendor Codes - Indices



Index	Price Indices						Gross Total Return Indices						Net Total Return Indices						
	EUR	USD	GBP	JPY	AUD	Local	EUR	USD	GBP	JPY	AUD	Local	EUR	USD	GBP	JPY	AUD	Local	
ASIA 33 INDEX	.FTENAE3						.FTENAJ3												
ASIA DIVIDEND+ INDEX	.FTENAD						.FTENAD												
ASIA EX AUSTRALIA INDEX																			
ASIA INDEX	.FTEGAS	.FTUGAS					.FTEGASE	.FTEGASU	.FTEGASY	.FTEGASS		.FTEGASL	.FTFRPAAE	.FTFRPAAU	.FTFRPAAS	.FTFRPAA		.FTFRPAAL	
ASIA NON-REITS INDEX							.FTENASE	.FTENASU	.FTENASS	.FTENASY		.FTENASL	.FTENASE	.FTENASU	.FTENASS	.FTENASY		.FTENASL	
AUSTRALIA INDEX					.FTELAU		.FTELAUE	.FTELAUJ	.FTELAUS				.FTFRPABE	.FTFRPABU	.FTFRPABS	.FTFRPAB		.FTFRPABL	
AUSTRIA INDEX							.FTEPASE	.FTEPASU	.FTEPASJ	.FTEPASS		.FTEPASL	.FTFRPABE	.FTFRPABU	.FTFRPABS	.FTFRPAB		.FTFRPABL	
BELGIUM INDEX							.FTEPBLE	.FTEPBLU	.FTEPBLJ	.FTEPBLS		.FTEPBLL	.FTFRPABE	.FTFRPABU	.FTFRPABS	.FTFRPAB		.FTFRPABL	
CANADA INDEX							.FTELCAE	.FTELCAU	.FTELCAY	.FTELCAS		.FTELCAL	.FTFRPABE	.FTFRPABU	.FTFRPABS	.FTFRPAB		.FTFRPABL	
CZECH INDEX													.FTFRPABE	.FTFRPABU	.FTFRPABS	.FTFRPAB		.FTFRPABL	
DENMARK INDEX							.FTELDKA	.FTELDKU	.FTELDKJ	.FTELDKS		.FTELDKL	.FTFRPABE	.FTFRPABU	.FTFRPABS	.FTFRPAB		.FTFRPABL	
EUROPE CAPPED INDEX	.FTEORA						.FTEORA												
EUROPE EURO ZONE CAPPED INDEX	.FTEOEU						.FTEOEU												
EUROPE EURO ZONE INDEX	.FTEPEU						.FTEPEUE	.FTEPEUJ	.FTEPEUS				.FTFRPEUE	.FTFRPEUJ	.FTFRPEUS	.FTFRPEU		.FTFRPEUL	
EUROPE EX UK CAPPED INDEX	.FTEOUK						.FTEOUK												
EUROPE EX UK DIVIDEND+ INDEX	.FTENDP												.FTFRPEUE	.FTFRPEUJ	.FTFRPEUS	.FTFRPEU		.FTFRPEUL	
EUROPE EX UK INDEX	.FTEUKJ						.FTEUKJE	.FTEUKJU	.FTEUKJY	.FTEUKJS		.FTEUKJL	.FTFRPEUE	.FTFRPEUJ	.FTFRPEUS	.FTFRPEU		.FTFRPEUL	
EUROPE INDEX	.FTENAE	.FTUPRA					.FTENAE	.FTENASU	.FTENASJ	.FTENASS		.FTENASL	.FTFRPEUE	.FTFRPEUJ	.FTFRPEUS	.FTFRPEU		.FTFRPEUL	
EUROPE LIQUID 40 EX UK INDEX							.FTENASE	.FTENASU	.FTENASS	.FTENASY		.FTENASL	.FTFRPEUE	.FTFRPEUJ	.FTFRPEUS	.FTFRPEU		.FTFRPEUL	
EUROPE LIQUID 40 INDEX							.FTENASE	.FTENASU	.FTENASS	.FTENASY		.FTENASL	.FTFRPEUE	.FTFRPEUJ	.FTFRPEUS	.FTFRPEU		.FTFRPEUL	
EUROPE NON-REITS INDEX	.FTENEE						.FTENEE						.FTFRPEUE	.FTFRPEUJ	.FTFRPEUS	.FTFRPEU		.FTFRPEUL	
EUROPE REITS INDEX	.FTEREE						.FTEREE						.FTFRPEUE	.FTFRPEUJ	.FTFRPEUS	.FTFRPEU		.FTFRPEUL	
EUROPE UK RESTRICTED INDEX	.FTEPHG						.FTEPHGE	.FTEPHGU	.FTEPHGJ	.FTEPHGS		.FTEPHGL	.FTFRPEUE	.FTFRPEUJ	.FTFRPEUS	.FTFRPEU		.FTFRPEUL	
FINLAND INDEX							.FTEPFIE	.FTEPFUJ	.FTEPFYJ	.FTEPFIS		.FTEPFIL	.FTFRPEUE	.FTFRPEUJ	.FTFRPEUS	.FTFRPEU		.FTFRPEUL	
FRANCE INDEX							.FTEPFRE	.FTEPFRU	.FTEPFYJ	.FTEPFIS		.FTEPFIL	.FTFRPEUE	.FTFRPEUJ	.FTFRPEUS	.FTFRPEU		.FTFRPEUL	
GERMANY INDEX							.FTEPGRE	.FTEPGRU	.FTEPGYJ	.FTEPGRS		.FTEPGRL	.FTFRPEUE	.FTFRPEUJ	.FTFRPEUS	.FTFRPEU		.FTFRPEUL	
GLOBAL DIVIDEND+ INDEX	.FTENG0						.FTENG0						.FTFRPEUE	.FTFRPEUJ	.FTFRPEUS	.FTFRPEU		.FTFRPEUL	
GLOBAL EX ASIA INDEX							.FTEGAE	.FTEGASU	.FTEGASJ	.FTEGASS		.FTEGASL	.FTFRPEUE	.FTFRPEUJ	.FTFRPEUS	.FTFRPEU		.FTFRPEUL	
GLOBAL EX ASIA NON-REITS INDEX							.FTEGAE	.FTEGASU	.FTEGASJ	.FTEGASS		.FTEGASL	.FTFRPEUE	.FTFRPEUJ	.FTFRPEUS	.FTFRPEU		.FTFRPEUL	
GLOBAL EX ASIA REITS INDEX							.FTEGAE	.FTEGASU	.FTEGASJ	.FTEGASS		.FTEGASL	.FTFRPEUE	.FTFRPEUJ	.FTFRPEUS	.FTFRPEU		.FTFRPEUL	
GLOBAL EX AUSTRALIA HEDGED IN AUD INDEX							.FTEGAE	.FTEGASU	.FTEGASJ	.FTEGASS		.FTEGASL	.FTFRPEUE	.FTFRPEUJ	.FTFRPEUS	.FTFRPEU		.FTFRPEUL	
GLOBAL EX AUSTRALIA HEDGED IN USD INDEX							.FTEGAE	.FTEGASU	.FTEGASJ	.FTEGASS		.FTEGASL	.FTFRPEUE	.FTFRPEUJ	.FTFRPEUS	.FTFRPEU		.FTFRPEUL	
GLOBAL EX AUSTRALIA INDEX							.FTEGAE	.FTEGASU	.FTEGASJ	.FTEGASS		.FTEGASL	.FTFRPEUE	.FTFRPEUJ	.FTFRPEUS	.FTFRPEU		.FTFRPEUL	
GLOBAL EX EUROPE INDEX							.FTEGAE	.FTEGASU	.FTEGASJ	.FTEGASS		.FTEGASL	.FTFRPEUE	.FTFRPEUJ	.FTFRPEUS	.FTFRPEU		.FTFRPEUL	
GLOBAL EX EUROPE NON-REITS INDEX							.FTEGAE	.FTEGASU	.FTEGASJ	.FTEGASS		.FTEGASL	.FTFRPEUE	.FTFRPEUJ	.FTFRPEUS	.FTFRPEU		.FTFRPEUL	
GLOBAL EX EUROPE REITS INDEX							.FTEGAE	.FTEGASU	.FTEGASJ	.FTEGASS		.FTEGASL	.FTFRPEUE	.FTFRPEUJ	.FTFRPEUS	.FTFRPEU		.FTFRPEUL	
GLOBAL EX JAPAN INDEX							.FTEGAE	.FTEGASU	.FTEGASJ	.FTEGASS		.FTEGASL	.FTFRPEUE	.FTFRPEUJ	.FTFRPEUS	.FTFRPEU		.FTFRPEUL	
GLOBAL EX NORTH AMERICA INDEX							.FTEGAE	.FTEGASU	.FTEGASJ	.FTEGASS		.FTEGASL	.FTFRPEUE	.FTFRPEUJ	.FTFRPEUS	.FTFRPEU		.FTFRPEUL	
GLOBAL EX NORTH AMERICA REITS INDEX							.FTEGAE	.FTEGASU	.FTEGASJ	.FTEGASS		.FTEGASL	.FTFRPEUE	.FTFRPEUJ	.FTFRPEUS	.FTFRPEU		.FTFRPEUL	
GLOBAL EX US INDEX	.FTEGXX						.FTEGXXE	.FTEGXXU	.FTEGXXJ	.FTEGXXS		.FTEGXXL	.FTFRPEUE	.FTFRPEUJ	.FTFRPEUS	.FTFRPEU		.FTFRPEUL	
GLOBAL EX US NON-REITS INDEX							.FTEGXXE	.FTEGXXU	.FTEGXXJ	.FTEGXXS		.FTEGXXL	.FTFRPEUE	.FTFRPEUJ	.FTFRPEUS	.FTFRPEU		.FTFRPEUL	
GLOBAL EX US REITS INDEX							.FTEGXXE	.FTEGXXU	.FTEGXXJ	.FTEGXXS		.FTEGXXL	.FTFRPEUE	.FTFRPEUJ	.FTFRPEUS	.FTFRPEU		.FTFRPEUL	
GLOBAL HEDGED IN AUD INDEX							.FTEGXXE	.FTEGXXU	.FTEGXXJ	.FTEGXXS		.FTEGXXL	.FTFRPEUE	.FTFRPEUJ	.FTFRPEUS	.FTFRPEU		.FTFRPEUL	
GLOBAL HEDGED IN USD INDEX							.FTEGXXE	.FTEGXXU	.FTEGXXJ	.FTEGXXS		.FTEGXXL	.FTFRPEUE	.FTFRPEUJ	.FTFRPEUS	.FTFRPEU		.FTFRPEUL	
GLOBAL INDEX	.FTENGL	.FTUNGL					.FTENGLE	.FTENGLU	.FTENGLJ	.FTENGLS		.FTENGLL	.FTFRPEUE	.FTFRPEUJ	.FTFRPEUS	.FTFRPEU		.FTFRPEUL	
GLOBAL NON-REITS INDEX							.FTENGLE	.FTENGLU	.FTENGLJ	.FTENGLS		.FTENGLL	.FTFRPEUE	.FTFRPEUJ	.FTFRPEUS	.FTFRPEU		.FTFRPEUL	
GLOBAL REITS INDEX							.FTENGLE	.FTENGLU	.FTENGLJ	.FTENGLS		.FTENGLL	.FTFRPEUE	.FTFRPEUJ	.FTFRPEUS	.FTFRPEU		.FTFRPEUL	
GREECE INDEX							.FTEPGCE	.FTEPGCU	.FTEPGCY	.FTEPGCS		.FTEPGCL	.FTFRPEUE	.FTFRPEUJ	.FTFRPEUS	.FTFRPEU		.FTFRPEUL	
HONG KONG INDEX							.FTELHKE	.FTELHKU	.FTELHKJ	.FTELHKS		.FTELHKL	.FTFRPEUE	.FTFRPEUJ	.FTFRPEUS	.FTFRPEU		.FTFRPEUL	
HUNGARY INDEX							.FTEPHKE	.FTEPHKU	.FTEPHKJ	.FTEPHKS		.FTEPHKL	.FTFRPEUE	.FTFRPEUJ	.FTFRPEUS	.FTFRPEU		.FTFRPEUL	
IRELAND INDEX							.FTEPHKE	.FTEPHKU	.FTEPHKJ	.FTEPHKS		.FTEPHKL	.FTFRPEUE	.FTFRPEUJ	.FTFRPEUS	.FTFRPEU		.FTFRPEUL	
ITALY INDEX							.FTEPHKE	.FTEPHKU	.FTEPHKJ	.FTEPHKS		.FTEPHKL	.FTFRPEUE	.FTFRPEUJ	.FTFRPEUS	.FTFRPEU		.FTFRPEUL	
JAPAN INDEX							.FTEPHKE	.FTEPHKU	.FTEPHKJ	.FTEPHKS		.FTEPHKL	.FTFRPEUE	.FTFRPEUJ	.FTFRPEUS	.FTFRPEU		.FTFRPEUL	
NETHERLANDS INDEX							.FTEPHKE	.FTEPHKU	.FTEPHKJ	.FTEPHKS		.FTEPHKL	.FTFRPEUE	.FTFRPEUJ	.FTFRPEUS	.FTFRPEU		.FTFRPEUL	
NEW ZEALAND INDEX							.FTEPHKE	.FTEPHKU	.FTEPHKJ	.FTEPHKS		.FTEPHKL	.FTFRPEUE	.FTFRPEUJ	.FTFRPEUS	.FTFRPEU		.FTFRPEUL	
NORTH AMERICA INDEX	.FTEGNA	.FTUGNA					.FTEGNAE	.FTEGNASU	.FTEGNASJ	.FTEGNASS		.FTEGNASL	.FTFRPEUE	.FTFRPEUJ	.FTFRPEUS	.FTFRPEU		.FTFRPEUL	
NORWAY INDEX							.FTEGNKE	.FTEGNKU	.FTEGNKJ	.FTEGNKS		.FTEGNKL	.FTFRPEUE	.FTFRPEUJ	.FTFRPEUS	.FTFRPEU		.FTFRPEUL	
POLAND INDEX							.FTEGNKE	.FTEGNKU	.FTEGNKJ	.FTEGNKS		.FTEGNKL	.FTFRPEUE	.FTFRPEUJ	.FTFRPEUS	.FTFRPEU		.FTFRPEUL	
PORTUGAL INDEX							.FTEGNKE	.FTEGNKU	.FTEGNKJ	.FTEGNKS		.FTEGNKL	.FTFRPEUE	.FTFRPEUJ	.FTFRPEUS	.FTFRPEU		.FTFRPEUL	
PURE ASIA INDEX							.FTEGNKE	.FTEGNKU	.FTEGNKJ	.FTEGNKS		.FTEGNKL	.FTFRPEUE	.FTFRPEUJ	.FTFRPEUS	.FTFRPEU		.FTFRPEUL	
PURE AUSTRALIA INDEX							.FTEGNKE	.FTEGNKU	.FTEGNKJ	.FTEGNKS		.FTEGNKL	.FTFRPEUE	.FTFRPEUJ	.FTFRPEUS	.FTFRPEU		.FTFRPEUL	
SINGAPORE INDEX							.FTEGNKE	.FTEGNKU	.FTEGNKJ	.FTEGNKS		.FTEGNKL	.FTFRPEUE	.FTFRPEUJ	.FTFRPEUS	.FTFRPEU		.FTFRPEUL	
SOUTH KOREA INDEX							.FTEGNKE	.FTEGNKU	.FTEGNKJ	.FTEGNKS		.FTEGNKL	.FTFRPEUE	.FTFRPEUJ	.FTFRPEUS	.FTFRPEU		.FTFRPEUL	
SPAIN INDEX							.FTEGNKE	.FTEGNKU	.FTEGNKJ	.FTEGNKS		.FTEGNKL	.FTFRPEUE	.FTFRPEUJ	.FTFRPEUS	.FTFRPEU		.FTFRPEUL	
SWEDEN INDEX							.FTEGNKE	.FTEGNKU	.FTEGNKJ	.FTEGNKS		.FTEGNKL	.FTFRPEUE	.FTFRPEUJ	.FTFRPEUS	.FTFRPEU		.FTFRPEUL	
SWITZERLAND INDEX							.FTEGNKE	.FTEGNKU	.FTEGNKJ	.FTEGNKS		.FTEGNKL	.FTFRPEUE	.FTFRPEUJ	.FTFRPEUS	.FTFRPEU		.FTFRPEUL	
UK INDEX							.FTEGNKE	.FTEGNKU	.FTEGNKJ	.FTEGNKS		.FTEGNKL	.FTFRPEUE	.FTFRPEUJ	.FTFRPEUS	.FTFRPEU		.FTFRPEUL	
UK NON-REITS INDEX							.FTEGNKE	.FTEGNKU	.FTEGNKJ	.FTEGNKS		.FTEGNKL	.FTFRPEUE	.FTFRPEUJ	.FTFRPEUS	.FTFRPEU		.FTFRPEUL	
UK REITS INDEX							.FTEGNKE	.FTEGNKU	.FTEGNKJ	.FTEGNKS		.FTEGNKL	.FTFRPEUE	.FTFRPEUJ	.FTFRPEUS	.FTFRPEU		.FTFRPEUL	
US DIVIDEND+ INDEX	.FTENUD						.FTENUKRE	.FTENUKRU	.FTENUKR	.FTENUKRS		.FTENUKRL	.FTFRPEUE	.FTFRPEUJ	.FTFRPEUS	.FTFRPEU		.FTFRPEUL	
US INDEX	.FTUNUS						.FTENUKRE	.FTENUKRU	.FTENUKR	.FTENUKRS		.FTENUKRL	.FTFRPEUE	.FTFRPEUJ	.FTFRPEUS	.FTFRPEU		.FTFRPEUL	
							.FTUNUSE	.FTUNUSU	.FTUNUSJ	.FTUNUSS		.FTUNUSL	.FTFRPEUE	.FTFRPEUJ	.FTFRPEUS	.FTFRPEU		.FTFRPEUL	

DATE: OCTOBER 2008 CONTACT DETAILS:

EPRA: Schiphol Boulevard 283, 1118 BH Schiphol Airport, The Netherlands, T +31 20 405 3830, F +31 20 405 3840, E info@epra.com, W www.epra.com
 NAREIT: 1875 Eye Street, N.W., Suite 600, Washington D.C. 20006, USA, T +1 202 739 9400, F +1 202 739 9401, E info@nareit.com, W www.nareit.com

Data Vendor Codes - Indices



DATASTREAM

Index	Price Indices						Gross Total Return Indices						Net Total Return Indices					
	EUR	USD	GBP	JPY	AUD	Local	EUR	USD	GBP	JPY	AUD	Local	EUR	USD	GBP	JPY	AUD	Local
ASIA INDEX	EPRAAE PI	EPRAAU PI	EPRAAI PI				EPRAAE RI	EPRAAU RI	EPRAAI RI									
AUSTRALIA INDEX	EPRAAU PI	EPRAAU PI	EPRAAI PI			EPRAAU PI	EPRAAU RI	EPRAAU RI	EPRAAI RI			EPRAAU RI						
AUSTRIA INDEX	EPRAAU PI	EPRAAU PI					EPRAAU RI	EPRAAU RI										
BELGIUM INDEX	EPRABG PI	EPRABG PI					EPRABG RI	EPRABG RI										
CANADA INDEX	EPRACAE PI	EPRACAU PI				EPRACAE PI	EPRACAE RI	EPRACAU RI				EPRACAE RI						
DENMARK INDEX	EPRADNE PI	EPRADKU PI				EPRADNE PI	EPRADNE RI	EPRADKU RI										EPRADND RI
EUROPE EURO ZONE INDEX	EPRAEZ PI	EPRAEZU PI	EPRAEZG PI				EPRAEZ RI	EPRAEZU RI	EPRAEZG RI									
EUROPE EX UK INDEX	EPRAXU PI	EPRAXU PI	EPRAXUG PI				EPRAXU RI	EPRAXU RI	EPRAXUG RI									
EUROPE INDEX	EPRAXE PI	EPRAXU PI	EPRAXUG PI				EPRAXE RI	EPRAXU RI	EPRAXUG RI									
FINLAND INDEX	EPRAFNE PI	EPRAFNU PI					EPRAFNE RI	EPRAFNU RI										
FRANCE INDEX	EPRAFRE PI	EPRAFRU PI					EPRAFRE RI	EPRAFRU RI										
GERMANY INDEX	EPRAGRE PI	EPRAGRU PI					EPRAGRE RI	EPRAGRU RI										
GLOBAL EX ASIA INDEX	EPRGXAE PI	EPRGXAU PI	EPRGXAG PI				EPRGXAE RI	EPRGXAU RI	EPRGXAG RI									
GLOBAL EX EUROPE INDEX	EPRGXEE PI	EPRGXEU PI	EPRGXEG PI				EPRGXEE RI	EPRGXEU RI	EPRGXEG RI									
GLOBAL EX NORTH AMERICA INDEX	EPRGNAE PI	EPRGNAU PI	EPRGNAG PI				EPRGNAE RI	EPRGNAU RI	EPRGNAG RI									
GLOBAL INDEX	EPRAGLE PI	EPRAGLU PI	EPRAGLG PI				EPRAGLE RI	EPRAGLU RI	EPRAGLG RI									
HONG KONG INDEX	EPRAHKE PI	EPRAHKU PI				EPRAHKH PI	EPRAHKE RI	EPRAHKU RI										EPRAHKH RI
IRELAND INDEX	EPRAIR PI	EPRAIRU PI					EPRAIR RI	EPRAIRU RI										
ITALY INDEX	EPRATE PI	EPRATU PI					EPRATE RI	EPRATU RI										EPRATPU RI
JAPAN INDEX	EPRAJPE PI	EPRAJPU PI				EPRAJPJ PI	EPRAJPE RI	EPRAJPU RI										
NETHERLANDS INDEX	EPRANLE PI	EPRANLU PI					EPRANLE RI	EPRANLU RI										
NORTH AMERICA INDEX	EPRANAE PI	EPRANAU PI	EPRANAG PI				EPRANAE RI	EPRANAU RI	EPRANAG RI									
NORWAY INDEX	EPRANWE PI	EPRANWU PI				EPRANWN PI	EPRANWE RI	EPRANWU RI										EPRANWN RI
PORTUGAL INDEX	EPRAPRE PI	EPRAPRU PI					EPRAPRE RI	EPRAPRU RI										EPRAPRS RI
SINGAPORE INDEX	EPRASGE PI	EPRASGU PI				EPRASGS PI	EPRASGE RI	EPRASGU RI										
SPAIN INDEX	EPRASPE PI	EPRASPU PI					EPRASPE RI	EPRASPU RI										EPRASWS RI
SWEDEN INDEX	EPRASWE PI	EPRASWU PI				EPRASWS PI	EPRASWE RI	EPRASWU RI										EPRASWS RI
SWITZERLAND INDEX	EPRASZE PI	EPRASZU PI				EPRASZC PI	EPRASZE RI	EPRASZU RI										EPRASZC RI
UK INDEX	EPRALKE PI	EPRALKU PI	EPRALKG PI				EPRALKE RI	EPRALKU RI	EPRALKG RI									
US INDEX	EPRALSE PI	EPRALSU PI					EPRALSE RI	EPRALSU RI										



THOMSON ONE

ASIA 33 INDEX	ENAS-LN																	
ASIA DIVIDEND+ INDEX	ENAD-LN																	
ASIA INDEX	EGAS-LN	UGAS-LN																
AUSTRALIA INDEX						ELAU-LN												
EUROPE CAPPED INDEX	EORA-LN																	
EUROPE EURO ZONE CAPPED INDEX	EOEU-LN																	
EUROPE EURO ZONE INDEX	EPEU-LN																	
EUROPE EX UK CAPPED INDEX	EOUK-LN																	
EUROPE EX UK DIVIDEND+ INDEX	ENDP-LN																	
EUROPE EX UK INDEX	EXUK-LN																	
EUROPE INDEX	EPRAL-LN	UPRA-LN																
EUROPE NON-REITS INDEX	ENEE-LN																	
EUROPE REITS INDEX	EREE-LN																	
EUROPE UK RESTRICTED INDEX	EPHG-LN																	
GLOBAL DIVIDEND+ INDEX	ENGD-LN																	
GLOBAL EX US INDEX	EGXU-LN																	
GLOBAL INDEX	ENGL-LN	UNGL-LN																
HONG KONG INDEX												ELHK-LN						
JAPAN INDEX												ELJP-LN						
NORTH AMERICA INDEX	EGNA-LN	UGNA-LN																
UK INDEX												ELUK-LN						
US DIVIDEND+ INDEX	ENUD-LN																	
US INDEX		UNUS-LN																

DATE: OCTOBER 2008 CONTACT DETAILS:

EPR: Schiphol Boulevard 283, 1118 BH Schiphol Airport, The Netherlands, T +31 20 405 3830, F +31 20 405 3840, E info@epa.com, W www.epa.com
 NAREIT: 1875 Eye Street, N.W., Suite 600, Washington D.C. 20006, USA, T +1 202 739 9400, F + 1 202 739 9401, E info@nareit.com, W www.nareit.com

Data Vendor Codes - Indices



THOMSON GLOBAL TOPIC

Index	Price Indices						Gross Total Return Indices						Net Total Return Indices						
	EUR	USD	GBP	JPY	AUD	Local	EUR	USD	GBP	JPY	AUD	Local	EUR	USD	GBP	JPY	AUD	Local	
ASIA 33 INDEX	=ENAS.FT																		
ASIA DIVIDEND+ INDEX	=ENAD.FT																		
ASIA INDEX	=EGAS.FT	=UGAS.FT																	
AUSTRALIA INDEX						=ELAU.FT													
EUROPE CAPPED INDEX	=EORA.FT																		
EUROPE EURO ZONE CAPPED INDEX	=EOEL.FT																		
EUROPE EURO ZONE INDEX	=EPAU.FT																		
EUROPE EX UK CAPPED INDEX	=EOUK.FT																		
EUROPE EX UK DIVIDEND+ INDEX	=ENDP.FT																		
EUROPE EX UK INDEX	=EXUK.FT																		
EUROPE INDEX	=EPRA.FT	=UPRA.FT																	
EUROPE NON-REITS INDEX	=ENEE.FT																		
EUROPE REITS INDEX	=EREE.FT																		
EUROPE UK RESTRICTED INDEX	=EPHG.FT																		
GLOBAL DIVIDEND+ INDEX	=ENGD.FT																		
GLOBAL EX US INDEX	=EGXU.FT																		
GLOBAL INDEX	=ENGL.FT	=UNGL.FT																	
HONG KONG INDEX						=ELHK.FT													
JAPAN INDEX						=ELJP.FT													
NORTH AMERICA INDEX	=EGNA.FT	=UGNA.FT																	
UK INDEX						=ELUK.FT													
US DIVIDEND+ INDEX	=ENUO.FT																		
US INDEX		=UNUS.FT																	



ASIA 33 INDEX	3220369																		
ASIA DIVIDEND+ INDEX	2677759																		
ASIA INDEX	1313678	1313682																	
AUSTRALIA INDEX						1314427													
EUROPE CAPPED INDEX	3191123																		
EUROPE EURO ZONE CAPPED INDEX	3191105																		
EUROPE EURO ZONE INDEX	1125979																		
EUROPE EX UK CAPPED INDEX	3191135																		
EUROPE EX UK DIVIDEND+ INDEX	2289296																		
EUROPE EX UK INDEX	1148944																		
EUROPE INDEX	1125954	1148773																	
EUROPE NON-REITS INDEX	3135683																		
EUROPE REITS INDEX	3135688																		
EUROPE UK RESTRICTED INDEX	1181456																		
GLOBAL DIVIDEND+ INDEX	2677743																		
GLOBAL EX US INDEX	2337044																		
GLOBAL INDEX	1313614	1313646																	
HONG KONG INDEX						1314349													
JAPAN INDEX						1314439													
NORTH AMERICA INDEX	1313713	1314124																	
UK INDEX						1126372													
US DIVIDEND+ INDEX	2677767																		
US INDEX		1314322																	

DATE: OCTOBER 2008 CONTACT DETAILS:

EPRA: Schiphol Boulevard 283, 1118 BH Schiphol Airport, The Netherlands, T +31 20 405 3830, F +31 20 405 3840, E info@epra.com, W www.epra.com
 NAREIT: 1875 Eye Street, N.W., Suite 600, Washington D.C. 20006, USA, T +1 202 739 9400, F + 1 202 739 9401, E info@nareit.com, W www.nareit.com

Data Vendor Codes - Index Constituents

Constituent	Country	ISIN	Bloomberg	Reuters	Constituent	Country	ISIN	Bloomberg	Reuters
Immofinanz	AT	AT0000809058	IIA AV	IMFI.VI	TK Development	DK	DK0010258995	TKDV DC	TKDV.CO
CA Immobilien Anlage	AT	AT0000641352	CAI AV	CAIV.VI	Beni Stabili	IT	IT0001389631	BNS IM	BNSI.MI
Conwert Immobilien	AT	AT0000697750	CWI AV	CONW.VI	IGD *	IT	IT0003745889	IGD IM	IGD.MI
Sparkassen Immobilien	AT	AT0000652250	SPI AV	SIAG.VI	Risanamento	IT	IT0001402269	RN IM	RN.MI
Befimmo *	BE	BE0003678894	BEFB BB	BEFB.BR	Corio *	NL	NL0000288967	CORA NA	COR.AS
Cofinimmo *	BE	BE0003593044	COFB BB	COFB.BR	Eurocommercial Props *	NL	NL0000288876	ECMPA NA	SIPFc.AS
Intervest Offices *	BE	BE0003746600	INTO BB	PRIF.BR	Nieuwe Steen Inv *	NL	NL0000292324	NISTI NA	NSTEc.AS
Leasinvest Real Estate *	BE	BE0003770840	LEAS BB	LNRE.BR	ProLogis European Properties *	NL	LU0100194785	PEPR NA	PEPR.AS
Wereldhave Belgium *	BE	BE0003724383	WEHB BB	WEHB.BR	Vastned Offices/Ind *	NL	NL0000288934	VNOI NA	VWNN.AS
Warehouses De Pauw *	BE	BE0003763779	WDP BB	WDPP.BR	Vastned Retail *	NL	NL0000288918	VASTN NA	VASN.AS
Allreal	CH	CH0008837566	ALLN SW	ALLN.S	Wereldhave *	NL	NL0000289213	WHA NA	WEHA.AS
PSP Swiss Property	CH	CH0018294154	PSPN SW	PSPN.S	Norwegian Property	NW	NO0010317811	NPRO NO	NPRO.OL
Swiss Prime Site	CH	CH0008038389	SPSN SW	SPSN.S	Globe Trade Centre	POL	PLGTC0000037	GTC PW	GTCA.WA
Zueblin Immobilien Holding	CH	CH0021831182	ZUBN SW	ZUBN.S	Castellum	SE	SE0000379190	CAST SS	CAST.ST
Sponda	FI	FI0009006829	SDA1V FH	SDA1V.HE	Hufvudstaden A	SE	SE0000170375	HUFVA SS	HUFVa.ST
Citycon OYJ	FI	FI0009002471	CTY1S FH	CTY1S.HE	Klovern AB	SE	SE0000331225	KLOV SS	KLOV.ST
Technopolis	FI	FI0009006886	TPS1V FH	TPS1V.HE	Kungsleden	SE	SE0000549412	KLED SS	KLED.ST
Acanthe Developpement *	FR	FR0000064602	ACAN FP	CFMP.PA	Fabege	SE	SE0000950636	FABG SS	FABG.ST
Affine *	FR	FR0000036105	IML FP	BTPP.PA	Wihlborgs Fastigheter	SE	SE0001413600	WIHL SS	WIHL.ST
Fonciere Des Regions *	FR	FR0000064578	FDR FP	FDR.PA	Renta Corporation	ES	ES0173365018	REN SM	REN.MC
Gecina *	FR	FR0010040865	GFC FP	GFCP.PA	British Land *	UK	GB0001367019	BLND LN	BLND.L
Icade *	FR	FR0000035081	ICA FP	ICAD.PA	Brixton *	UK	GB0001430023	BXTN LN	BXTN.L
Klepierre *	FR	FR0000121964	LI FP	LOIM.PA	Big Yellow Group *	UK	GB0002869419	BYG LN	BYG.L
Mercialys *	FR	FR0010241638	MERY FP	MERY.PA	Capital & Regional Props	UK	GB0001741544	CAL LN	CAL.L
Silic *	FR	FR0000050916	SIL FP	SILP.PA	CLS Holdings	UK	GB0001592475	CLI LN	CLSH.L
Societe de la Tour Eiffel *	FR	FR0000036816	EIFF FP	TEIF.PA	Daejan Holdings	UK	GB0002502036	DJAN LN	DJAN.L
Unibail-Rodamco *	FR	FR0000124711	UL FP	UNBP.PA	Derwent London *	UK	GB0002652740	DLN LN	DLN.L
Babis Vovos	GR	GRS421003005	VOVOS GA	VOVr.AT	Development Securities	UK	GB0002668464	DSC LN	DSC.L
Eurobank Properties *	GR	GRS491003000	EUPRO GA	EUPr.AT	F&C Commercial Prop	UK	GB00B05KL904	FCPT LN	FCPT.L
Lamda Development	GR	GRS245213004	LAMDA GA	LMDr.AT	Grainger Plc	UK	GB00B04V1276	GRI LN	GRI.L
Alstria Office *	DE	DE000A0LD2U1	AOX GR	AOXG.F	Great Portland Estates *	UK	GB00B01FLL16	GPOR LN	GPOR.L
Colonia Real Estate	DE	DE0006338007	KBU GR	KBUG.F	ING UK Real Estate Income Trust	UK	GB00B0LCW208	IRET LN	IRET.L
Deutsche Wohnen	DE	DE000A0HN5C6	DWN GY	DWNG.F	Hammerson *	UK	GB0004065016	HMSO LN	HMSO.L
Deutsche Euroshop	DE	DE0007480204	DEQ GR	DEQGn.DE	ISIS Property Trust Ld	UK	GB0033674564	IPT LN	IPT.L
DIC Asset	DE	DE0005098404	DAZ GR	DAZG.DE	ISIS Property Trust 2 Ld	UK	GB00B012T521	IRP LN	IRP.L
Gagfah	DE	LU0269583422	GFJ GR	GFJG.DE	Invista Foundation Prop	UK	GB00B01HM147	IFD LN	INRE.L
Patrizia Immobilien	DE	DE000PAT1AG3	P1Z GR	P1ZGn.F	Invesco Property Income Trust	UK	GB00B02TTS55	IPI LN	IPI.L
Vivacon AG	DE	DE0006048911	VIA GR	VIVG.DE	Helical Bar	UK	GB00B0FYMT95	HLCL LN	HLCL.L

DATE: OCTOBER 2008 CONTACT DETAILS:

EPR: Schiphol Boulevard 283, 1118 BH Schiphol Airport, The Netherlands, T +31 20 405 3830, F +31 20 405 3840, E info@epa.com, W www.epa.com
 NAREIT: 1875 Eye Street, N.W., Suite 600, Washington D.C. 20006, USA, T +1 202 739 9400, F +1 202 739 9401, E info@nareit.com, W www.nareit.com

Data Vendor Codes - Index Constituents

Constituent	Country	ISIN	Bloomberg	Reuters
Land Securities *	UK	GB0031809436	LAND LN	LAND.L
Liberty International *	UK	GB0006834344	LII LN	LII.L
Mapeley	UK	GB00B0BHCRC03	MAY LN	MAY.L
Minerva	UK	GB0005953681	MNR LN	MNR.L
Mucklow <A&J> *	UK	GB0006091408	MKLW LN	MKLW.L
Primary Health Prop.*	UK	GB0007015521	PHP LN	PHP.L
Plaza Centers	UK	NL0000686772	PLAZ LN	PLAZ.L
Quintain Estates	UK	GB0007184442	QED LN	QED.L
Shaftesbury *	UK	GB0007990962	SHB LN	SHB.L
Segro *	UK	GB00B1YFN979	SGRO LN	SGRO.L
St Modwen Properties	UK	GB0007291015	SMP LN	SMP.L
Standard Life Inv Prop	UK	GB0033875286	SLI LN	SLI.L
Advantage Property Trust	UK	GB00B05LNHS9	TAP LN	TAP.L
UK Commercial Property Trust	UK	GB00B192ZJ52	UKCM LN	UKCM.L
Unite Group	UK	GB0006928617	UTG LN	UTG.L
Workspace Group *	UK	GB0005296354	WKP LN	WKP.L
Abacus Property Group *	AU	AU000000ABP9	ABP AU	ABP.AX
Australand Property Group	AU	AU000000ALZ7	ALZ AU	ALZ.AX
Babcock & Brown Japan Prop Tr *	AU	AU000000BJT2	BJT AU	BJT.AX
Bunnings Warehouse Prop *	AU	AU000000BWP3	BWP AU	BWP.AX
Centro Retail Trust *	AU	AU000000CER5	CER AU	CER.AX
CFS Retail Property Trust *	AU	AU000000CFX0	CFX AU	CFX.AX
Cmnwealth Prop Office *	AU	AU000000CPA7	CPA AU	CPA.AX
Dexus Property Group *	AU	AU000000DXS1	DXS AU	DXS.AX
FKP Property Group	AU	AU000000FKP9	FKP AU	FKP.AX
GPT Group *	AU	AU000000GPT8	GPT AU	GPT.AX
ING Industrial Fund *	AU	AU000000IIF8	IIF AU	IIF.AX
ING Office Fund *	AU	AU000000IOF6	IOF AU	IOF.AX
Goodman Group *	AU	AU000000GMG2	GMG AU	GMG.AX
Macquarie Office Trust *	AU	AU000000MOF8	MOF AU	MOF.AX
Macquarie Countrywide *	AU	AU000000MCW8	MCW AU	MCW.AX
Mirvac Group *	AU	AU000000MGR9	MGR AU	MGR.AX
Stockland Trust Group *	AU	AU000000SGP0	SGP AU	SGP.AX
Sunland Group	AU	AU000000SDG6	SDG AU	SDG.AX
Valad Property Group	AU	AU000000VPG4	VPG AU	VPG.AX
Westfield Group *	AU	AU000000WDC7	WDC AU	WDC.AX
Agile Property Holdings	HK	KYG011981035	3383 HK	3383.HK
Champion REIT *	HK	HK2778034606	2778 HK	2778.HK

Constituent	Country	ISIN	Bloomberg	Reuters
China Overseas Land	HK	HK0688002218	688 HK	0688.HK
China Resources Land	HK	KYG2108Y1052	1109 HK	1109.HK
Country Garden Holdings	HK	KYG245241032	2007 HK	2007.HK
Great Eagle Holdings	HK	BMG4069C1486	41 HK	0041.HK
Hang Lung Properties	HK	HK0101000591	101 HK	0101.HK
Henderson Land Dev	HK	HK0012000102	12 HK	0012.HK
Hopson Development	HK	BMG4600H1016	754 HK	0754.HK
Hysan Development	HK	HK0014000126	14 HK	0014.HK
Kerry Properties	HK	BMG524401079	683 HK	0683.HK
Kowloon Dev	HK	HK0034000254	34 HK	0034.HK
Link REIT *	HK	HK0823032773	823 HK	0823.HK
New World China Land	HK	KYG6493A1013	917 HK	0917.HK
New World Development	HK	HK0017000149	17 HK	0017.HK
Shenzhen Investment	HK	HK0604011236	604 HK	0604.HK
Shimao Property Holdings	HK	KYG810431042	813 HK	0813.HK
Shui On Land	HK	KYG811511131	272 HK	0272.HK
Sino Land	HK	HK0083000502	83 HK	0083.HK
Sun Hung Kai Props	HK	HK0016000132	16 HK	0016.HK
Aeon Mall Co Ltd	JP	JP3131430005	8905 JP	8905.T
Heiwa Real Estate	JP	JP3834800009	8803 JP	8803.T
Daibiru Corp	JP	JP3497200000	8806 JP	8806.OS
Japan Prime Realty Inv. *	JP	JP3040890000	8955 JP	8955.T
Japan Real Estate *	JP	JP3027680002	8952 JP	8952.T
Japan Retail Fund *	JP	JP3039710003	8953 JP	8953.T
Kenedix Realty Investment *	JP	JP3046270009	8972 JP	8972.T
Mitsubishi Estate	JP	JP3899600005	8802 JP	8802.T
Mitsui Fudosan	JP	JP3893200000	8801 JP	8801.T
Mori Trust Sogo REIT *	JP	JP3046170001	8961 JP	8961.T
Nippon Building Fund *	JP	JP3027670003	8951 JP	8951.T
Nippon Commercial Investment *	JP	JP3046460006	3229 JP	3229.T
Nomura Real Estate Office Fund *	JP	JP3045530007	8959 JP	8959.T
NTT Urban Development	JP	JP3165690003	8933 JP	8933.T
ORIX JREIT *	JP	JP3040880001	8954 JP	8954.T
Premier Investment Co. *	JP	JP3041770003	8956 JP	8956.T
Sumitomo Realty & Dev	JP	JP3409000001	8830 JP	8830.T
Toc Co	JP	JP3538400007	8841 JP	8841.T
Tokyo Tatemono	JP	JP3582600007	8804 JP	8804.T
Tokyu Land	JP	JP3569000007	8815 JP	8815.T

DATE: OCTOBER 2008 CONTACT DETAILS:

Epra: Schiphol Boulevard 283, 1118 BH Schiphol Airport, The Netherlands, T +31 20 405 3830, F +31 20 405 3840, E info@epa.com, W www.epa.com
 Nareit: 1875 Eye Street, N.W., Suite 600, Washington D.C. 20006, USA, T +1 202 739 9400, F +1 202 739 9401, E info@nareit.com, W www.nareit.com

Data Vendor Codes - Index Constituents

Constituent	Country	ISIN	Bloomberg	Reuters	Constituent	Country	ISIN	Bloomberg	Reuters
Tokyu REIT *	JP	JP3044510000	8957 JP	8957.T	Ashford Hospitality *	US	US0441031095	AHT US	AHT.N
United Urban Investment *	JP	JP3045540006	8960 JP	8960.T	Associated Estates Realty *	US	US0456041054	AEC US	AEC.N
Kiwi Income Property Trust *	NZ	NZKIPE0001S5	KIP NZ	KIP.NZ	Avalonbay Communities *	US	US0534841012	AVB US	AVB.N
Allgreen Properties	SG	SG1G61871305	AG SP	AGRN.SI	BioMed Realty Trust *	US	US09063H1077	BMR US	BMR.N
Ascendas REIT *	SG	SG1M77906915	AREIT SP	AEMN.SI	Boston Properties *	US	US1011211018	BXP US	BXP.N
CapitaCommercial Trust *	SG	SG1P32918333	CCT SP	CACT.SI	Brandywine Realty Trust *	US	US1053682035	BDN US	BDN.N
Capitaland	SG	SG1J27887962	CAPL SP	CATL.SI	BRE Properties *	US	US05564E1064	BRE US	BRE.N
Capitamall Trust *	SG	SG1M51904654	CT SP	CMLT.SI	Camden Property Trust *	US	US1331311027	CPT US	CPT.N
Hongkong Land Hldgs	HK	BMG4587L1090	HKL SP	HKLD.SI	CBL & Associates Props *	US	US1248301004	CBL US	CBL.N
Keppel Land	SG	SG1R31002210	KPLD SP	KLAN.SI	Cedar Shopping Centers *	US	US1506022094	CDR US	CDR.N
Mapletree Logistics Trust *	SG	SG1S03926213	MLT SP	MAPL.SI	Colonial Properties *	US	US1958721060	CLP US	CLP.N
Singapore Land	SG	SG1S69002321	SL SP	SLND.SI	Corporate Office Props *	US	US22002T1088	OFC US	OFC.N
Suntec REIT *	SG	SG1Q52922370	SUN SP	SUNT.SI	Corrections Corp of America	US	US22025Y4070	CXW US	CXW.N
Wing Tai Holdings	SG	SG1K66001688	WINGT SP	WTHS.SI	Cousins Properties *	US	US2227951066	CUZ US	CUZ.N
Allied Properties REIT *	CA	CA0194561027	AP-U CN	AP_u.TO	DCT Industrial Trust *	US	US2331531051	DCT US	DCT.N
Boardwalk REIT *	CA	CA0966311064	BEI-u CN	BEI_u.TO	Developers Diversified *	US	US2515911038	DDR US	DDR.N
Brookfield Props	CA	CA1129001055	BPO CN	BPO.TO	Digital Realty Trust *	US	US2538681030	DLR US	DLR.N
Calloway REIT *	CA	CA1312532056	CWT-U Cn	CWT_u.TO	Diamondrock Hospitality *	US	US2527843013	DRH US	DRH.N
Canadian Apartment Props *	CA	CA1349211054	CAR-U CN	CAR_u.TO	Douglas Emmett *	US	US25960P1093	DEI US	DEI.N
Canadian REIT *	CA	CA13650J1049	REF-U CN	REF_u.TO	Duke Realty Corp *	US	US2644115055	DRE US	DRE.N
Chartwell Seniors Housing REIT *	CA	CA16140U1003	CSH-U CN	CSH_u.TO	DuPont Fabros Technology *	US	US26613Q1067	DFT US	DFT.N
Cominar REIT *	CA	CA1999101001	CUF-U CN	CUF_u.TO	Eastgroup Properties *	US	US2772761019	EGP US	EGP.N
Dundee REIT *	CA	CA2652702077	D-U CN	D_u.TO	Education Realty Trust *	US	US28140H1041	EDR US	EDR.N
Extendicare Real Estate Investment Tr CA	CA	CA3022511032	EXE-U CN	EXE_u.TO	Entertainment Props *	US	US29380T1051	EPR US	EPR.N
H & R Real Estate *	CA	CA4044282032	HR-U CN	HR_u.TO	Equity Lifestyle Properties *	US	US29472R1086	ELS US	ELS.N
Innvest REIT *	CA	CA45771T1084	INN-U CN	INN_u.TO	Equity One Inc *	US	US2947521009	EQY US	EQY.N
Morguard REIT *	CA	CA6179141065	MRT-U CN	MRT_u.TO	Equity Residential Props *	US	US29476L1070	EQR US	EQR.N
Northern Property REIT *	CA	CA6656241024	NPR-U CN	NPR_u.TO	Essex Property Trust *	US	US2971781057	ESS US	ESS.N
Primaris Retail REIT *	CA	CA74157U1093	PMZ-U CN	PMZ_u.TO	Extra Space Storage *	US	US30225T1025	EXR US	EXR.N
Riocan Real Estate *	CA	CA7669101031	REI-U CN	REI_u.TO	Federal Realty Inv *	US	US3137472060	FRT US	FRT.N
Acadia Realty Trust *	US	US0042391096	AKR US	AKR.N	Felcor Lodging Trust *	US	US31430F1012	FCH US	FCH.N
Hilltop Holdings	US	US4327481010	ARC US	HTH.N	First Industrial Realty *	US	US32054K1034	FR US	FR.N
Agree Realty Corp *	US	US0084921008	ADC US	ADC.N	First Potomac Realty Trust *	US	US33610F1093	FPO US	FPO.N
Alexander's Inc. *	US	US0147521092	ALX US	ALX.N	Forest City Enterprises	US	US3455501078	FCE/A US	FCEa.N
Alexandria Real Estate *	US	US0152711091	ARE US	ARE.N	General Growth Props *	US	US3700211077	GGP US	GGP.N
AMB Property *	US	US00163T1097	AMB US	AMB.N	Getty Realty *	US	US3742971092	GTY US	GTY.N
American Campus Communities *	US	US0248351001	ACC US	ACC.N	Glimcher Realty Trust *	US	US3793021029	GRT US	GRT.N
Apartment Investment *	US	US03748R1014	AIV US	AIV.N	HCP *	US	US40414L1098	HCP US	HCP.N

DATE: OCTOBER 2008 CONTACT DETAILS:

EPR: Schiphol Boulevard 283, 1118 BH Schiphol Airport, The Netherlands, T +31 20 405 3830, F +31 20 405 3840, E info@epra.com, W www.epra.com
 NAREIT: 1875 Eye Street, N.W., Suite 600, Washington D.C. 20006, USA, T +1 202 739 9400, F + 1 202 739 9401, E info@nareit.com, W www.nareit.com

Data Vendor Codes - Index Constituents

Constituent	Country	ISIN	Bloomberg	Reuters
Health Care REIT *	US	US42217K1060	HCN US	HCN.N
Healthcare Realty Trust *	US	US4219461047	HR US	HR.N
Hersha Hospitality Trust *	US	US4278251040	HT US	HT.N
Highwoods Properties *	US	US4312841087	HIW US	HIW.N
Home Props of New York *	US	US4373061039	HME US	HME.N
Hospitality Properties *	US	US44106M1027	HPT US	HPT.N
Host Hotels & Resorts *	US	US44107P1049	HST US	HST.N
HRPT Properties Trust *	US	US40426W1018	HRP US	HRP.N
Inland Real Estate Corp *	US	US4574612002	IRC US	IRC.N
Investors Real Estate *	US	US4617301035	IRET US	IRET.OQ
Kilroy Realty *	US	US49427F1084	KRC US	KRC.N
Kimco Realty *	US	US49446R1095	KIM US	KIM.N
Kite Realty Group Trust *	US	US49803T1025	KRG US	KRG.N
LaSalle Hotel Properties *	US	US5179421087	LHO US	LHO.N
Lexington Corporate *	US	US5290431015	LXP US	LXP.N
Liberty Property Trust *	US	US5311721048	LRV US	LRV.N
LTC Properties *	US	US5021751020	LTC US	LTC.N
Mack-Cali Realty *	US	US5544891048	CLI US	CLI.N
Maguire Properties Inc. *	US	US5597751016	MPG US	MPG.N
Medical Properties Trust *	US	US58463J3041	MPW US	MPW.N
Mid-America Apartment *	US	US59522J1034	MAA US	MAA.N
National Healthcare Corp. *	US	US6359061008	NHC US	NHC.A
National Retail Properties *	US	US6374171063	NNN US	NNN.N
Nationwide Health Props *	US	US6386201049	NHP US	NHP.N
Omega Healthcare Investors *	US	US6819361006	OHI US	OHI.N
Orient Express Hotel	US	BMG677431071	OEH US	OEH.N
Parkway Properties *	US	US70159Q1040	PKY US	PKY.N
Pennsylvania Real Estate *	US	US7091021078	PEI US	PEI.N
Post Properties *	US	US7374641071	PPS US	PPS.N
Prologis *	US	US7434101025	PLD US	PLD.N
PS Business Parks *	US	US69360J1079	PSB US	PSB.A
Public Storage *	US	US74460D1090	PSA US	PSA.N
Ramco-Gershenson *	US	US7514522025	RPT US	RPT.N
Realty Income *	US	US7561091049	O US	O.N
Regency Centers *	US	US7588491032	REG US	REG.N
Saul Centers *	US	US8043951016	BFS US	BFS.N
Senior Housing Prop *	US	US81721M1099	SNH US	SNH.N
Simon Property Group *	US	US8288061091	SPG US	SPG.N

Constituent	Country	ISIN	Bloomberg	Reuters
SL Green Realty *	US	US78440X1019	SLG US	SLG.N
Sovran Self Storage *	US	US84610H1086	SSS US	SSS.N
Strategic Hotels & Resorts *	US	US86272T1060	BEE US	BEE.N
Sun Communities *	US	US8666741041	SUI US	SUI.N
Sunstone Hotel Investors *	US	US8678921011	SHO US	SHO.N
Tanger Factory Outlet *	US	US8754651060	SKT US	SKT.N
Taubman Centers *	US	US8766641034	TCO US	TCO.N
The Macerich Company *	US	US5543821012	MAC US	MAC.N
UDR Inc. *	US	US9026531049	UDR US	UDR.N
Universal Health Realty *	US	US91359E1055	UHT US	UHT.N
Urstadt Biddle Class A *	US	US9172862057	UBA US	UBA.N
U-Store-It Trust *	US	US91274F1049	YSI US	YSI.N
Ventas *	US	US92276F1003	VTR US	VTR.N
Vornado Realty Trust *	US	US9290421091	VNO US	VNO.N
Washington Real Estate *	US	US9396531017	WRE US	WRE.N
Weingarten Realty *	US	US9487411038	WRI US	WRI.N
Winthrop Realty Trust *	US	US9763911024	FUR US	FUR.N

DATE: OCTOBER 2008 CONTACT DETAILS:

EPR: Schiphol Boulevard 283, 1118 BH Schiphol Airport, The Netherlands, T +31 20 405 3830, F +31 20 405 3840, E info@epa.com, W www.epa.com
 NAREIT: 1875 Eye Street, N.W., Suite 600, Washington D.C. 20006, USA, T +1 202 739 9400, F + 1 202 739 9401, E info@nareit.com, W www.nareit.com

Contacts



EPRA

EPRA
Schiphol Boulevard 283
1118 BH Schiphol Airport
The Netherlands
Tel: +31 20 405 3830
Fax: +31 20 405 3840
E-mail: info@epra.com
Website: www.epra.com



NAREIT

NAREIT
1875 Eye Street
N.W., Suite 600
Washington D.C., 20006
USA
Tel: +1 202 739 9400
Fax: +1 202 739 9401
E-mail: info@nareit.com
Website: www.nareit.com



FTSE

UK
Client Services
FTSE
12th Floor
10 Upper Bank Street
Canary Wharf
London, E14 5NP
UK
+44 (0) 20 7448 1810
+44 (0) 20 7448 1804 (fax)

France
Client Services
FTSE
40 rue La Boéte
75008 Paris
FRANCE
+33 (0) 1 53 76 82 88
+33 (0) 1 53 76 82 71 (fax)

Spain
Client Services
FTSE
Paseo de la Castellana 66,
28046 Madrid,
Spain
+34 (0) 91 411 37 87

Germany
Client Services
FTSE
Nibelungenplatz 3
60318 Frankfurt
GERMANY
+49 69 15685143
+49 69 15976604 (fax)

Hong Kong
Client Services
FTSE
Suite 609-612
One International Finance Centre
Hong Kong
+852 2230 5800
+852 2230 5804 (fax)
In Singapore please ring +65 223 3738

Japan
Client Services
FTSE
Yamato Seimei Building 21F,
1-1-7 Uchisaiwaicho,
Chiyoda-Ku,
Tokyo
JAPAN
+81 3 3581 2811
+81 3 3581 1423 (fax)

USA – East Coast
Client Services
FTSE
1330 Avenue of the Americas,
10th Floor,
New York,
New York 10019
+(1) 212 641 6160
+(1) 212 641 6190 (fax)

USA – West Coast
Client Services
FTSE Americas Inc.
251 Post Street,
Suite 200,
San Francisco, CA 94108
USA
+1 415 445 5660
+1 415 445 5666 (fax)

E-mail: info@ftse.com
Website: www.ftse.com

DATE: OCTOBER 2008 CONTACT DETAILS:

EPRA: Schiphol Boulevard 283, 1118 BH Schiphol Airport, The Netherlands, T +31 20 405 3830, F +31 20 405 3840, E info@epra.com, W www.epra.com
NAREIT: 1875 Eye Street, N.W., Suite 600, Washington D.C. 20006, USA, T +1 202 739 9400, F + 1 202 739 9401, E info@nareit.com, W www.nareit.com



EPRA DISCLAIMER

EPRA® does not intend this presentation to be a solicitation related to any particular company, nor does it intend to provide investment, legal or tax advice. Investors should consult with their own investment, legal or tax advisers regarding the appropriateness of investing in any of the securities or investment strategies discussed in this presentation. Nothing herein should be construed to be an endorsement by EPRA of any specific company or products or as an offer to sell or a solicitation to buy any security or other financial instrument or to participate in any trading strategy. EPRA expressly disclaims any liability for the accuracy, timeliness or completeness of data in this presentation. Unless otherwise indicated, all data are derived from, and apply only to, publicly traded securities. Any investment returns or performance data (past, hypothetical, or otherwise) are not necessarily indicative of future returns or performance.



NAREIT DISCLAIMER

NAREIT® does not intend this presentation to be a solicitation related to any particular company, nor does it intend to provide investment, legal or tax advice. Investors should consult with their own investment, legal or tax advisers regarding the appropriateness of investing in any of the securities or investment strategies discussed in this presentation. Nothing herein should be construed to be an endorsement by NAREIT of any specific company or products or as an offer to sell or a solicitation to buy any security or other financial instrument or to participate in any trading strategy. NAREIT expressly disclaims any liability for the accuracy, timeliness or completeness of data in this presentation. Unless otherwise indicated, all data are derived from, and apply only to, publicly traded securities. Any investment returns or performance data (past, hypothetical, or otherwise) are not necessarily indicative of future returns or performance.

DATE: OCTOBER 2008 CONTACT DETAILS:

EPRA: Schiphol Boulevard 283, 1118 BH Schiphol Airport, The Netherlands, T +31 20 405 3830, F +31 20 405 3840, E info@epra.com, W www.epra.com
NAREIT: 1875 Eye Street, N.W., Suite 600, Washington D.C. 20006, USA, T +1 202 739 9400, F +1 202 739 9401, E info@nareit.com, W www.nareit.com



FTSE DISCLAIMER

© FTSE International Limited ("FTSE") 2008. All rights reserved.

"FTSE®" is a registered trade mark of the London Stock Exchange Plc and The Financial Times Limited and is used by FTSE under licence. "NAREIT®" is the trade mark of the National Association of Real Estate Investment Trusts and "EPRA®" is the trade mark of the European Public Real Estate Association. The FTSE EPRA/NAREIT Global Real Estate Index Series (the "Index Series") is calculated by FTSE. All rights in and to the Index Series vest in FTSE and/or relevant partners. No part of this publication may be reproduced, stored in retrieval system or transmitted by any other form or means whether electronic, mechanical, photocopying, recording or otherwise without the prior permission of FTSE. All information is provided for information purposes only. Whilst every effort is made to ensure that all information given by FTSE in this publication is accurate, no responsibility or liability can be accepted by FTSE for any errors or for any loss arising from use of this publication. Distribution of FTSE index values and the use of FTSE indices to create financial products requires a license with FTSE.

DATE: OCTOBER 2008 CONTACT DETAILS:

EPRA: Schiphol Boulevard 283, 1118 BH Schiphol Airport, The Netherlands, T +31 20 405 3830, F +31 20 405 3840, E info@epra.com, W www.epra.com
NAREIT: 1875 Eye Street, N.W., Suite 600, Washington D.C. 20006, USA, T +1 202 739 9400, F + 1 202 739 9401, E info@nareit.com, W www.nareit.com