



EPRA

European Public Real Estate Association

Monthly Index Chart Book

August 2008

MONTHLY INDEX CHART BOOK

In association with:



Introduction

This Index Chart Book is intended to run in parallel with the EPRA Statistical Bulletin and Monthly Review. While the bulletin focuses on performance, this index chart book will use this same data in an effort to identify historical trends and indicators on the index series. In this quick commentary, we will each month highlight a particular graph, either for explanation or for noteworthy developments when compared to the previous month.

Graph

This month's highlighted graph is Graph 47, the Moving Average Oscillator for the FTSE EPRA/NAREIT Europe index, as shown on the right.

Explanation

The oscillator compares the long term (5Y) average with the short term (1Y) average. When these two lines cross, a change in trend is identified. The graph shows the difference between the long term and short term. A negative difference indicates a downward trend, and a positive difference indicates an upward trend.

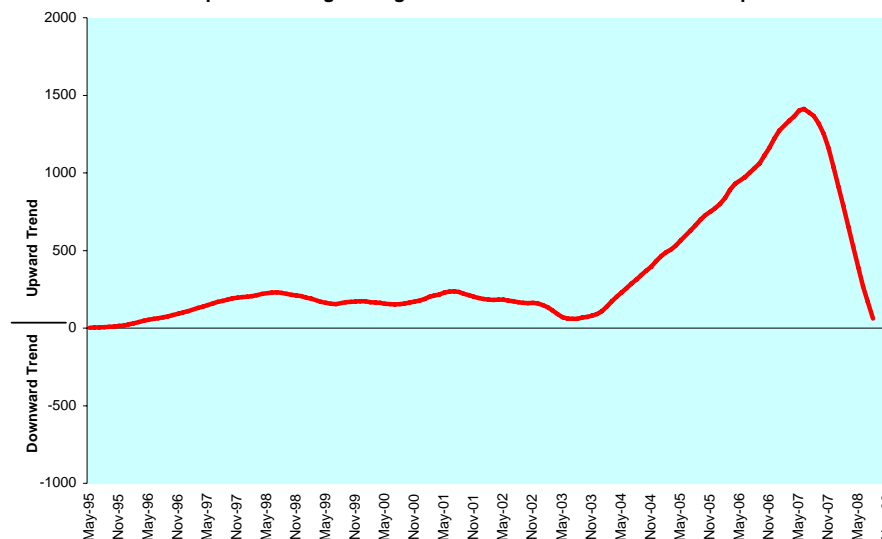
As the graph shows, the European index has never been in a full downward trend; only in the summer of 2003 did it come close. However, since its record peak in February 2007, the oscillator steadily has decreased and is now approaching a level of zero. Although the oscillator is still positive, indicating an upward trend, the index is now close to a negative trend.

Other developments

In June, the Average True Range of the global index (Graph 4) rose to a record level, indicating increased volatility. In July and August, this indicator leveled off, and on a regional basis the indicators dropped; especially in Asia (Graph 28) and North America (Graph 70), where the ATR dropped to December 2006 and July 2005 levels respectively.

The Relative Strength Indicator for Europe (Graph 50) still is below a level of 30, and as such can be classified as a market that is oversold, according to the theory/model.

Graph 47: Moving Averages: 5 Year vs 1 Year Oscillator - Europe



A leading factor behind this drop is the heavily weighted UK (Graph 160), and to a lesser extent Germany (Graph 132) and Italy (Graph 139). Although this European development does drag the Global RSI (Graph 5) downwards, it is still in the neutral zone.

Last month, Europe was responsible for a drop in the Sharpe-ratio of the global index (Graph 16). This has now levelled off, and the ratio is rising again. High Sharpe ratios indicate a higher return for a given amount of risk, and hence Europe is experiencing a decreasing risk/return profile, whereas the United States appears steady and Asia rising.

Regarding dividend yields, Australia still springs out. Graph 36 compares the dividend yield for Asian countries, and although all Asian countries have bottomed out and now show rising dividend yields, the Australian yield has jumped to the highest level since December 1991. North American countries (Graph 78) and European countries (Graph 57) also show steadily rising yields, with Sweden and The Netherlands rising to March 2004 and March 2005 levels.

DATE: AUGUST 2008 CONTACT DETAILS:

EPRA: Schiphol Boulevard 283, 1118 BH Schiphol Airport, The Netherlands, T +31 20 405 3830, F +31 20 405 3840, E info@epra.com, W www.epra.com
 NAREIT: 1875 Eye Street, N.W., Suite 600, Washington D.C. 20006, USA, T +1 202 739 9400, F + 1 202 739 9401, E info@nareit.com, W www.nareit.com

Contents

Page	4	Section 1 - Global	Page	57	Section 5.9 - Netherlands
Page	11	Section 2 - Asia	Page	60	Section 5.10 - Sweden
Page	18	Section 3 - Europe	Page	63	Section 5.11 - United Kingdom
Page	25	Section 4 - North America	Page	66	Section 5.12 - Canada
Page	32	Section 5 - Individual Countries	Page	69	Section 5.13 - United States
Page	33	Section 5.1 - Australia	Page	72	Section 6 - End of Year Constituents Chart
Page	36	Section 5.2 - Hong Kong	Page	90	Section 7 - Details on Methodology
Page	39	Section 5.3 - Japan	Page	94	Section 8 - Data Vendor Codes
Page	42	Section 5.4 - Singapore	Page	105	Contacts
Page	45	Section 5.5 - Belgium	Page	106	Disclaimer
Page	48	Section 5.6 - France			
Page	51	Section 5.7 - Germany			
Page	54	Section 5.8 - Italy			

[For an explanation of the graphs and details on the calculation, please refer to Section 7.](#)

A disclaimer applies to this document. Please refer to pages 106 and 107.

DATE: AUGUST 2008 CONTACT DETAILS:

EPRA: Schiphol Boulevard 283, 1118 BH Schiphol Airport, The Netherlands, T +31 20 405 3830, F +31 20 405 3840, E info@epra.com, W www.epra.com
NAREIT: 1875 Eye Street, N.W., Suite 600, Washington D.C. 20006, USA, T +1 202 739 9400, F + 1 202 739 9401, E info@nareit.com, W www.nareit.com

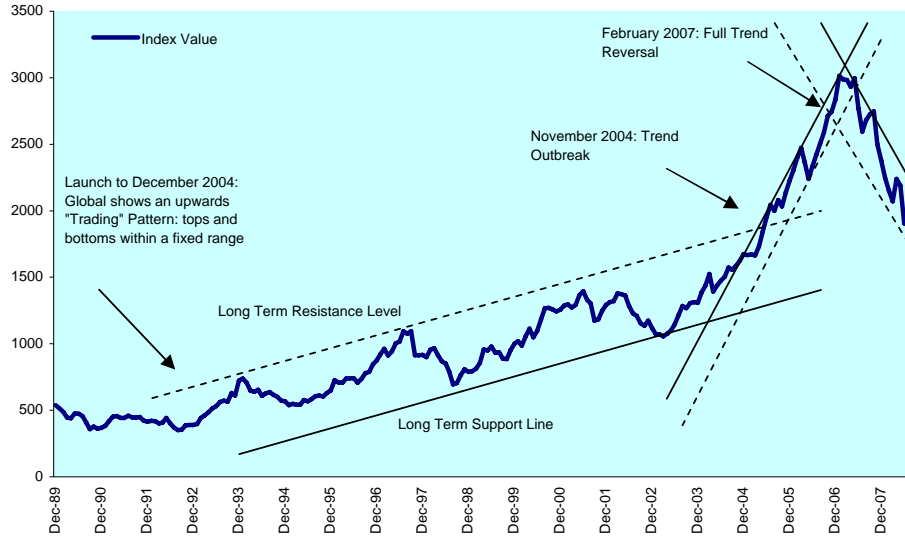
Section 1

Global

DATE: AUGUST 2008 CONTACT DETAILS:

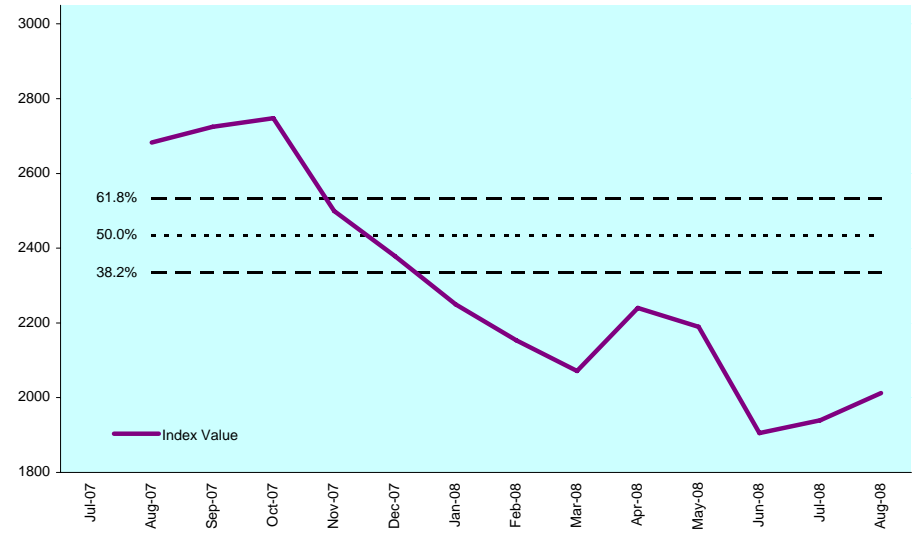
EPRA: Schiphol Boulevard 283, 1118 BH Schiphol Airport, The Netherlands, T +31 20 405 3830, F +31 20 405 3840, E info@epra.com, W www.epra.com
NAREIT: 1875 Eye Street, N.W., Suite 600, Washington D.C. 20006, USA, T +1 202 739 9400, F + 1 202 739 9401, E info@nareit.com, W www.nareit.com

Graph 1: Long Term Technical Analysis - Global ***

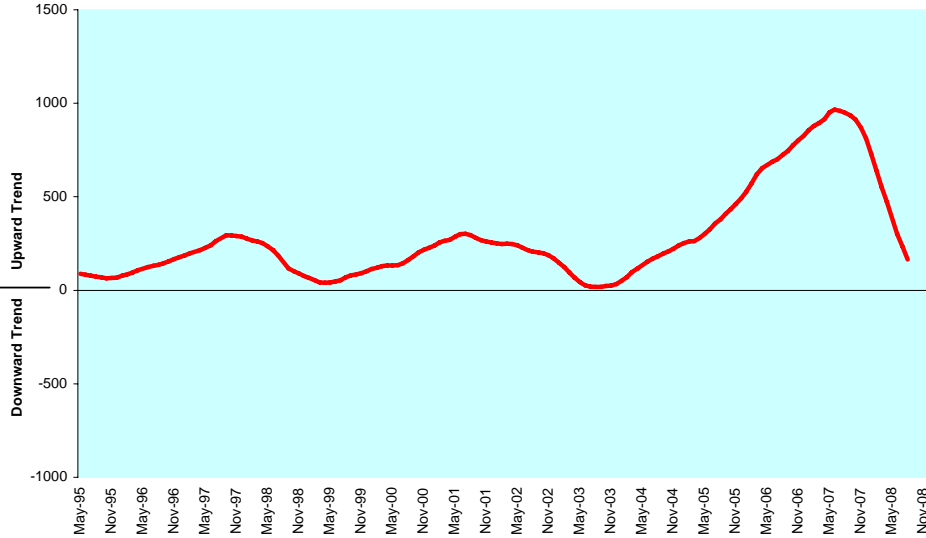


*** A disclaimer applies to this graph. Please refer to pages 106 and 107.

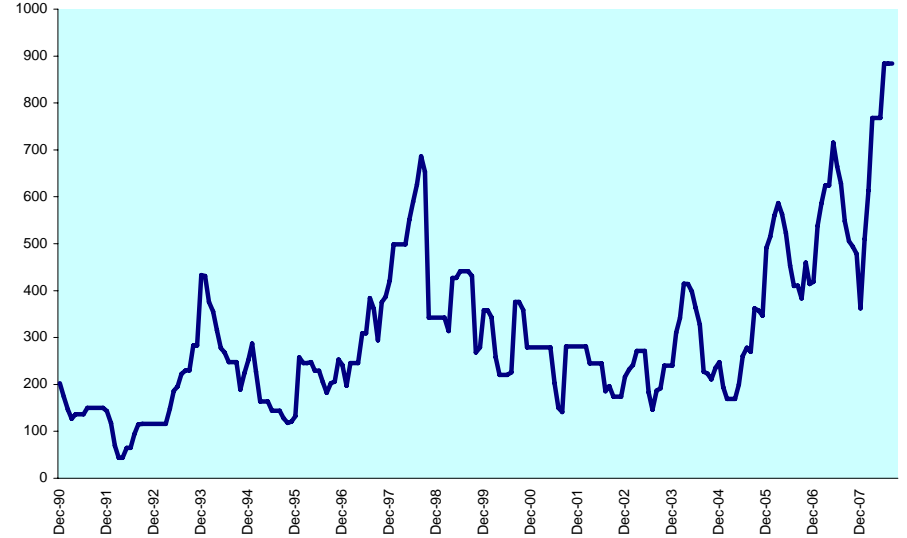
Graph 2: 1Y Retracement Levels - Global



Graph 3: Moving Averages: 5 Year vs 1 Year Oscillator - Global



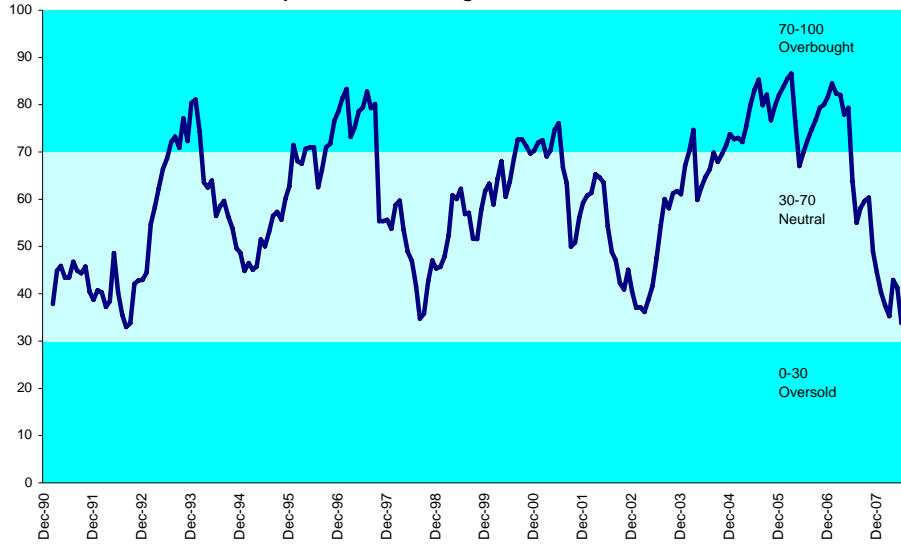
Graph 4: Average True Range (Index Points) - Global



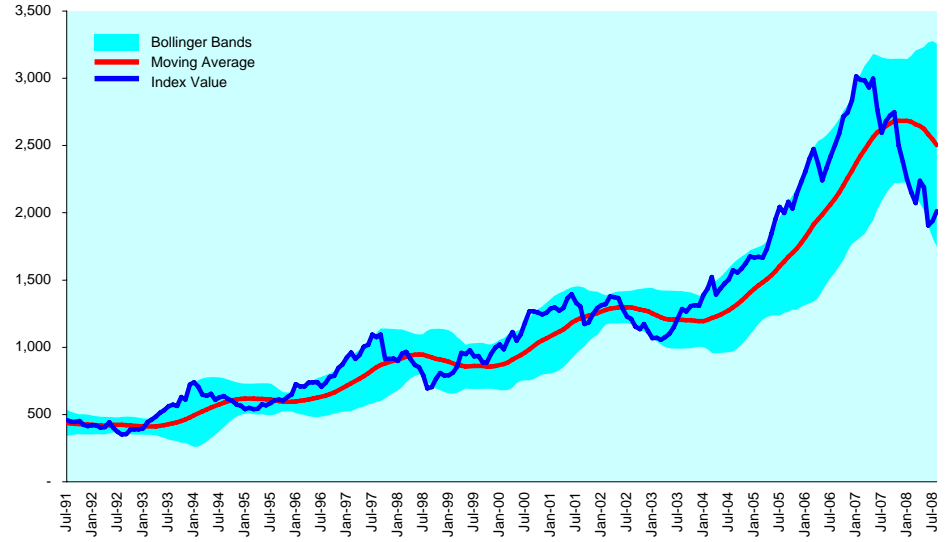
DATE: AUGUST 2008 CONTACT DETAILS:

EPRA: Schiphol Boulevard 283, 1118 BH Schiphol Airport, The Netherlands, T +31 20 405 3830, F +31 20 405 3840, E info@epra.com, W www.epra.com
 NAREIT: 1875 Eye Street, N.W., Suite 600, Washington D.C. 20006, USA, T +1 202 739 9400, F +1 202 739 9401, E info@nareit.com, W www.nareit.com

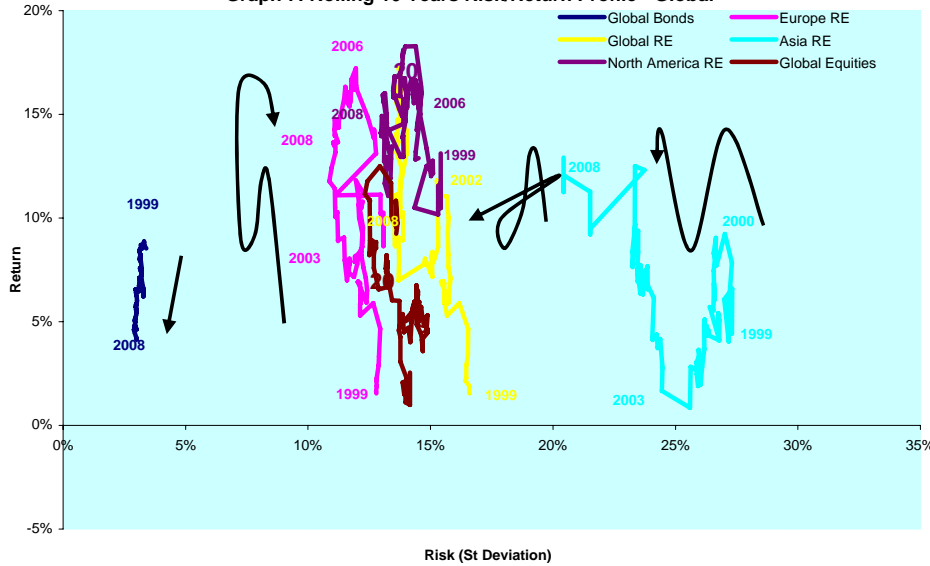
Graph 5: Relative Strength Indicator - Global



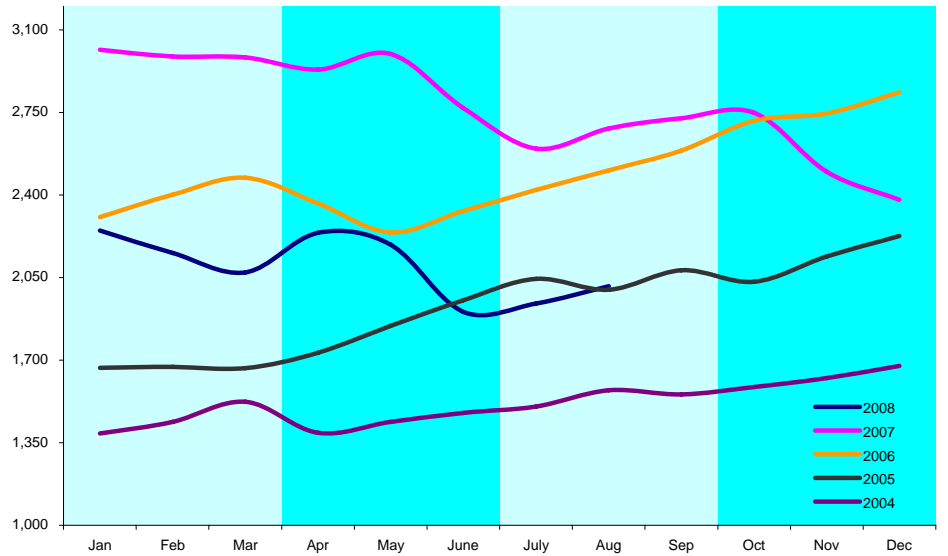
Graph 6: 20 Month Bollinger Bands - Global



Graph 7: Rolling 10 Years Risk/Return Profile - Global



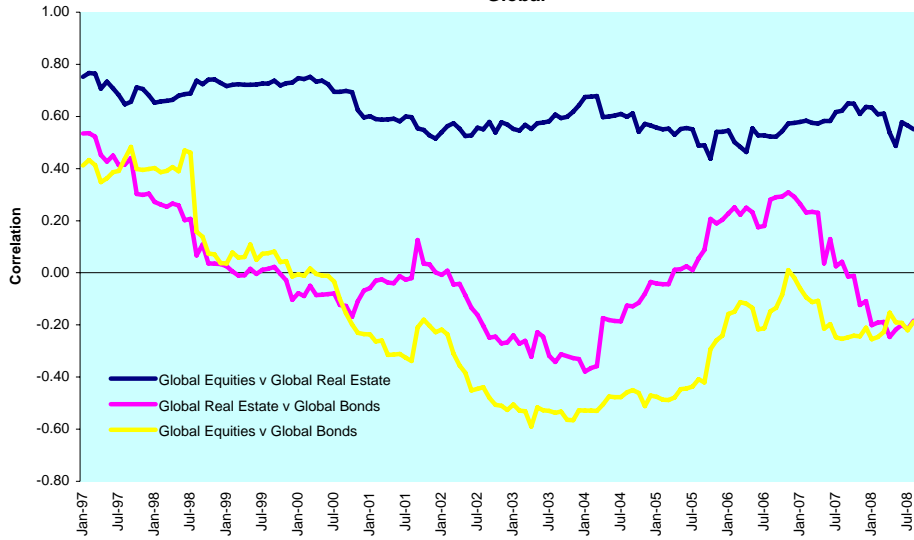
Graph 8: Seasonality Chart - Global



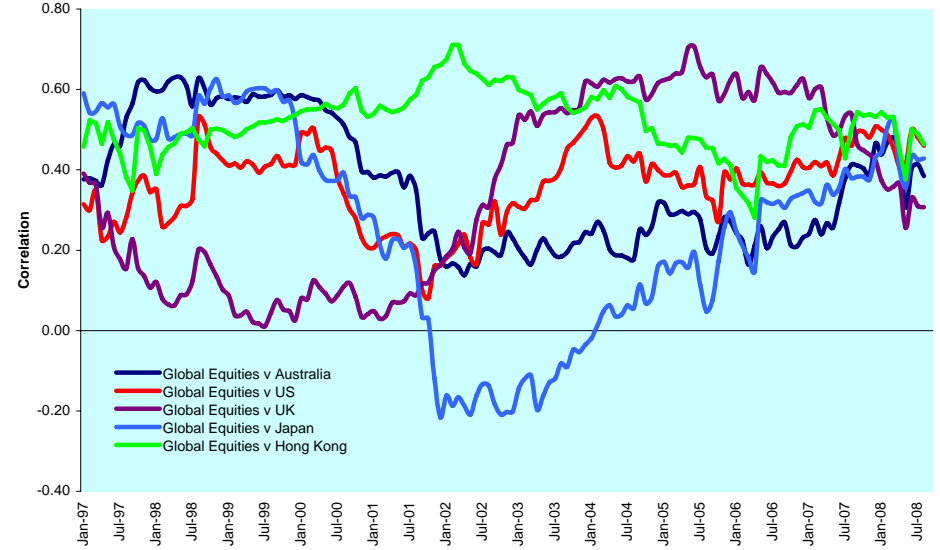
DATE: AUGUST 2008 CONTACT DETAILS:

EPRA: Schiphol Boulevard 283, 1118 BH Schiphol Airport, The Netherlands, T +31 20 405 3830, F +31 20 405 3840, E info@epra.com, W www.epra.com
 NAREIT: 1875 Eye Street, N.W., Suite 600, Washington D.C. 20006, USA, T +1 202 739 9400, F +1 202 739 9401, E info@nareit.com, W www.nareit.com

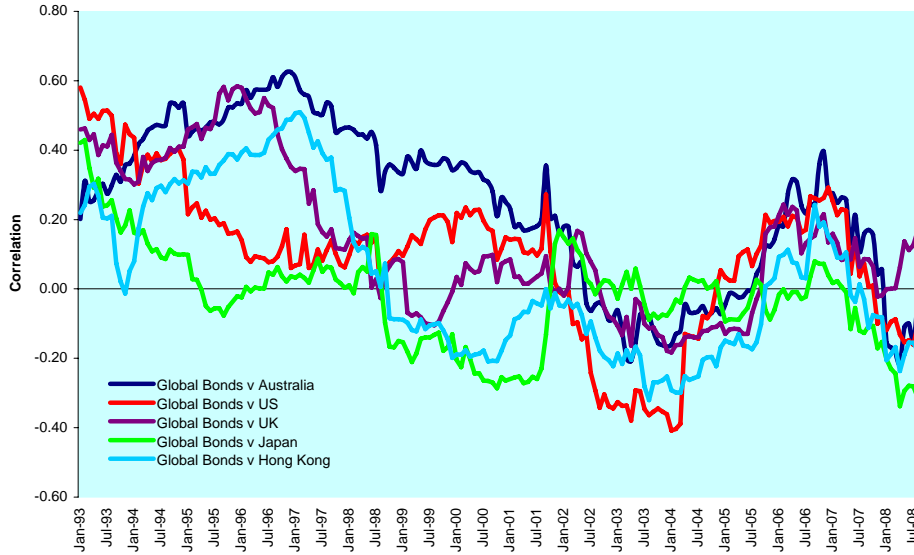
Graph 9: Real Estate, Equities & Bonds: 36 Months Asset Class Correlations - Global



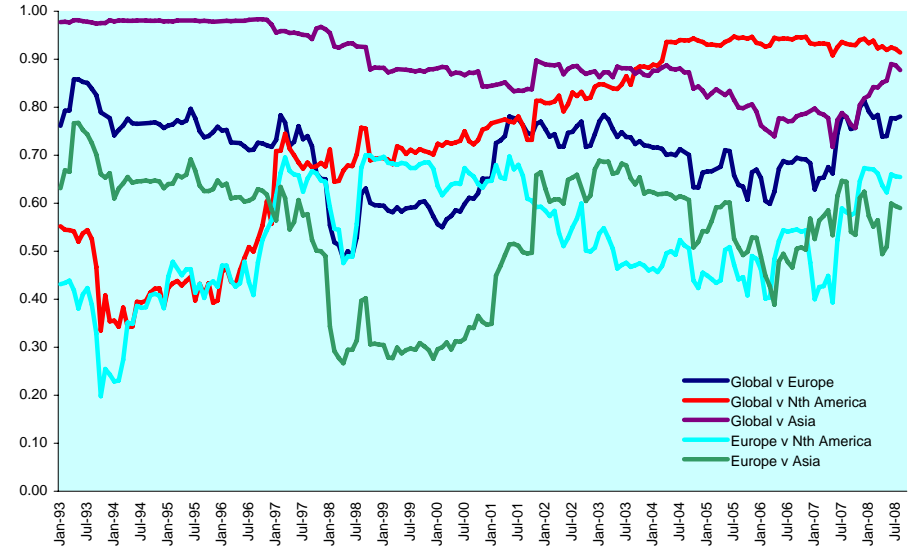
Graph 10: Top 5 Countries vs. Global Equities: 36 Months Correlations - Global



Graph 11: Top 5 Countries vs. Global Bonds: 36 Months Correlations - Global



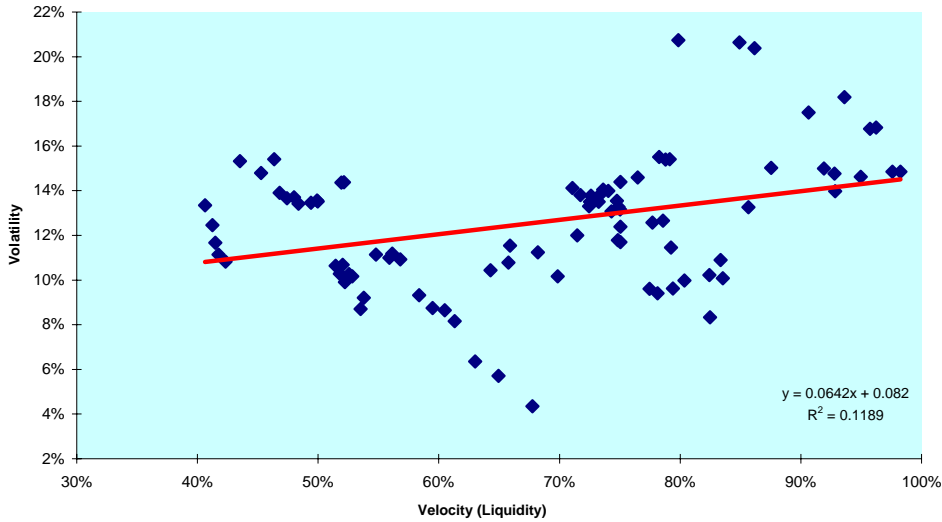
Graph 12: Global & Regional 36 Months Correlations (EUR) - Global



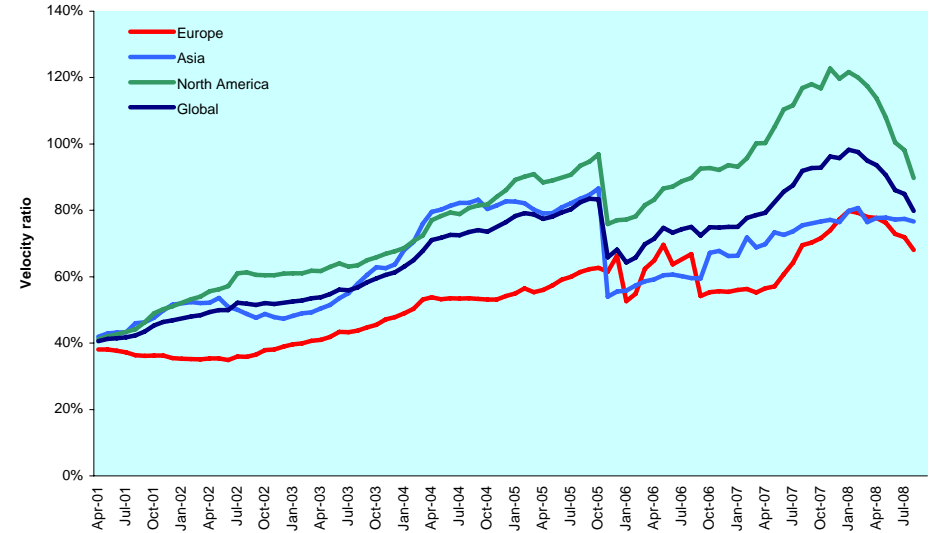
DATE: AUGUST 2008 CONTACT DETAILS:

EPRA: Schiphol Boulevard 283, 1118 BH Schiphol Airport, The Netherlands, T +31 20 405 3830, F +31 20 405 3840, E info@epra.com, W www.epra.com
 NAREIT: 1875 Eye Street, N.W., Suite 600, Washington D.C. 20006, USA, T +1 202 739 9400, F +1 202 739 9401, E info@nareit.com, W www.nareit.com

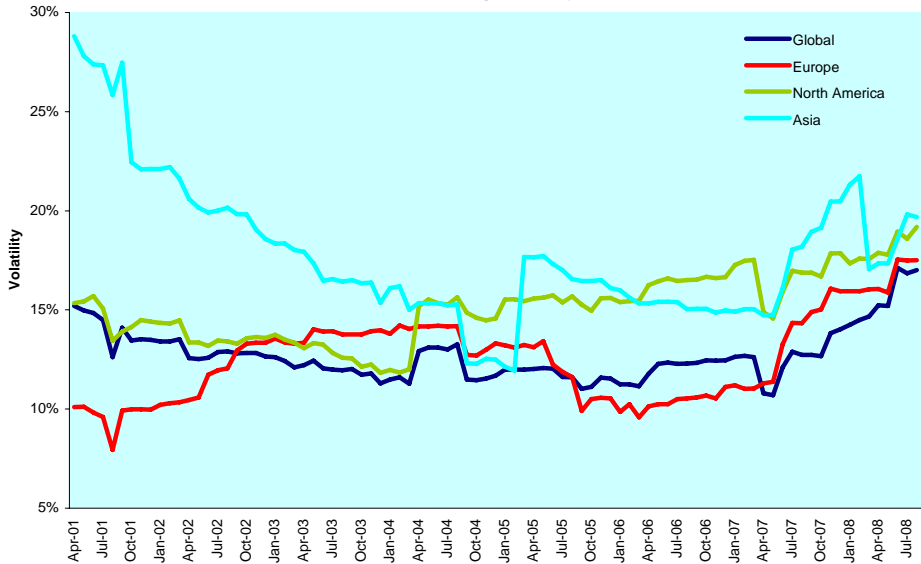
Graph 13: 36 Months Velocity vs. Volatility - Global



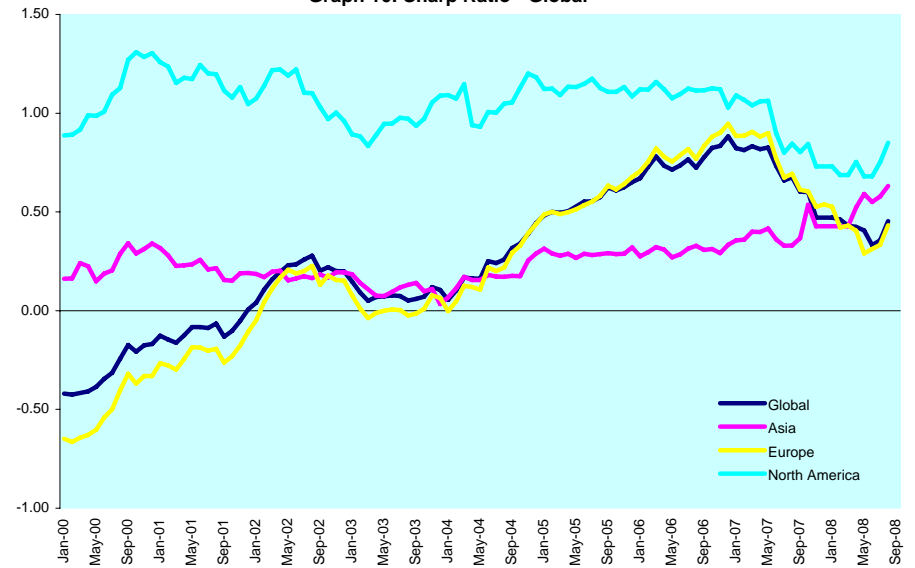
Graph 14: 36 Months Annual Velocity - Global



Graph 15: 36 Months Rolling Volatility - Global



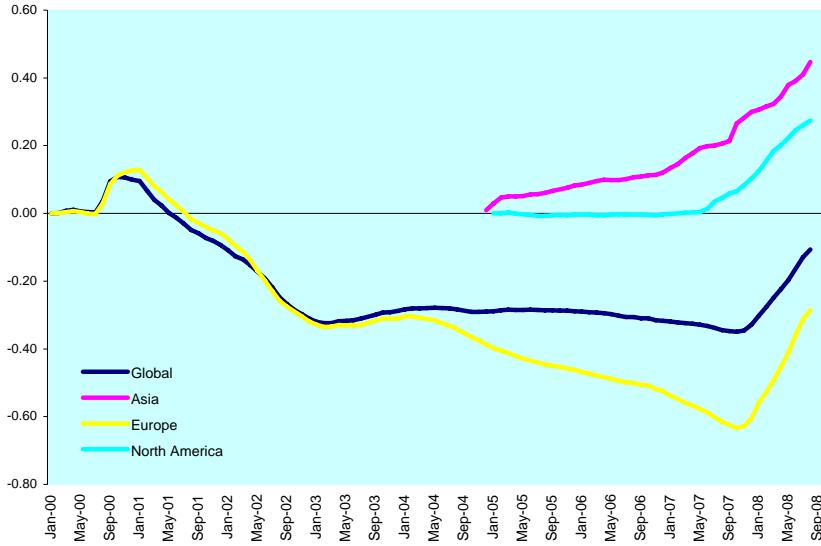
Graph 16: Sharp Ratio - Global



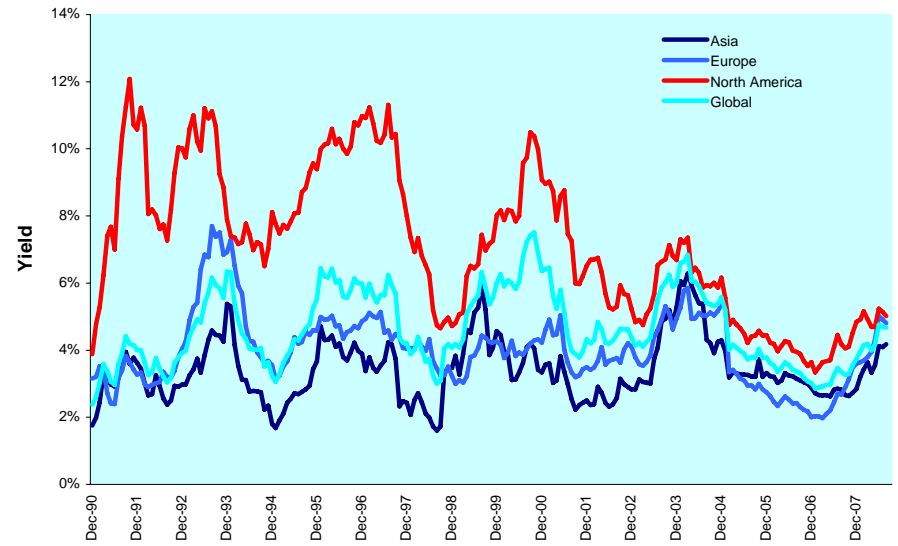
DATE: AUGUST 2008 CONTACT DETAILS:

Epra: Schiphol Boulevard 283, 1118 BH Schiphol Airport, The Netherlands, T +31 20 405 3830, F +31 20 405 3840, E info@epa.com, W www.epa.com
NAREIT: 1875 Eye Street, N.W., Suite 600, Washington D.C. 20006, USA, T +1 202 739 9400, F +1 202 739 9401, E info@nareit.com, W www.nareit.com

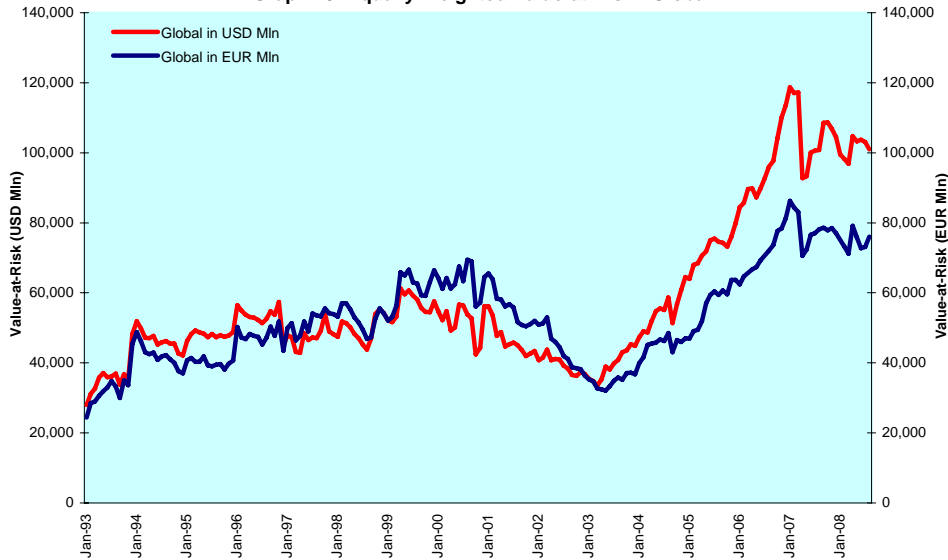
Graph 17: Long Term Beta Coefficient - Global



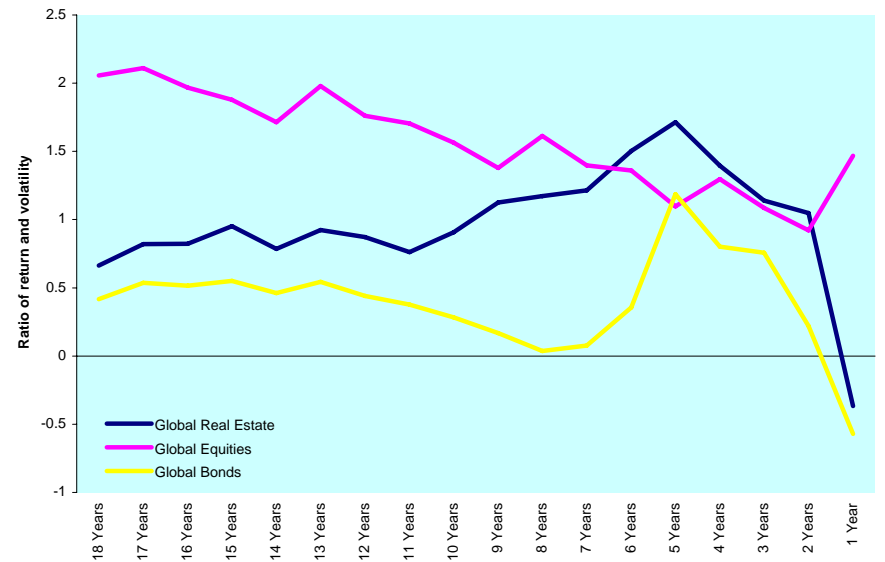
Graph 18: 12 Months Dividend Yields (Local Currency) - Global



Graph 19: Equally Weighted Value-at-Risk - Global



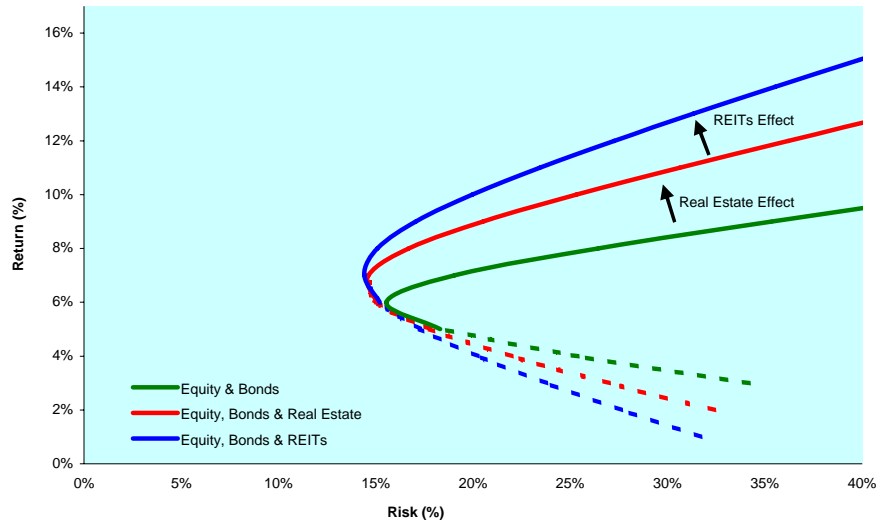
Graph 20: Investment Horizons - Global



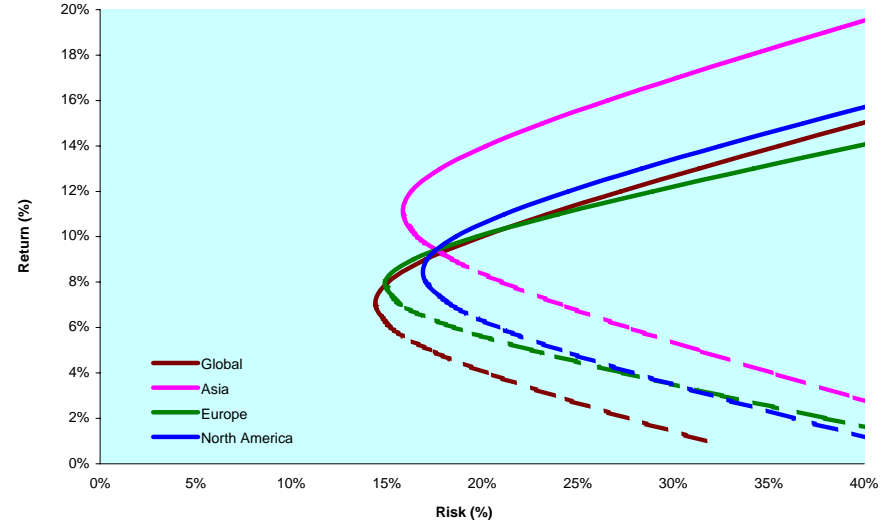
DATE: AUGUST 2008 CONTACT DETAILS:

EPRA: Schiphol Boulevard 283, 1118 BH Schiphol Airport, The Netherlands, T +31 20 405 3830, F +31 20 405 3840, E info@epra.com, W www.epra.com
 NAREIT: 1875 Eye Street, N.W., Suite 600, Washington D.C. 20006, USA, T +1 202 739 9400, F + 1 202 739 9401, E info@nareit.com, W www.nareit.com

Graph 21: Efficient Frontiers - Global



Graph 22: Efficient Frontiers - Global - Regions



Graph 23: Candlesticks - Global



DATE: AUGUST 2008 CONTACT DETAILS:

EPRA: Schiphol Boulevard 283, 1118 BH Schiphol Airport, The Netherlands, T +31 20 405 3830, F +31 20 405 3840, E info@epra.com, W www.epra.com
 NAREIT: 1875 Eye Street, N.W., Suite 600, Washington D.C. 20006, USA, T +1 202 739 9400, F + 1 202 739 9401, E info@nareit.com, W www.nareit.com

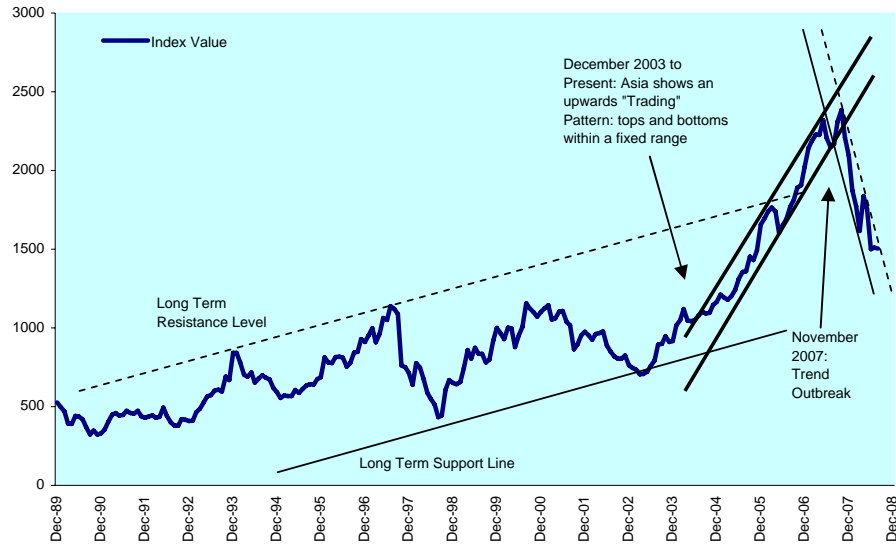
Section 2

Asia

DATE: AUGUST 2008 CONTACT DETAILS:

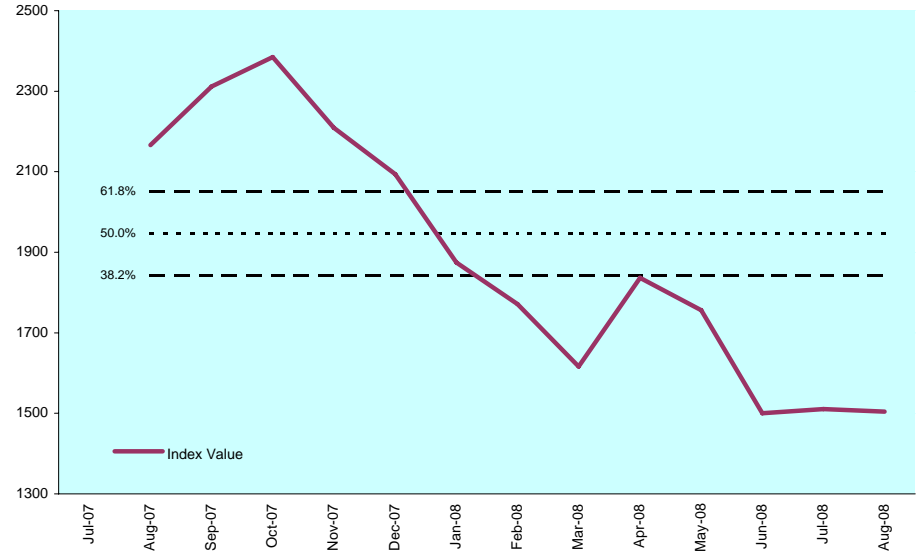
EPRA: Schiphol Boulevard 283, 1118 BH Schiphol Airport, The Netherlands, T +31 20 405 3830, F +31 20 405 3840, E info@epra.com, W www.epra.com
NAREIT: 1875 Eye Street, N.W., Suite 600, Washington D.C. 20006, USA, T +1 202 739 9400, F + 1 202 739 9401, E info@nareit.com, W www.nareit.com

Graph 24: Long Term Technical Analysis - Asia ***

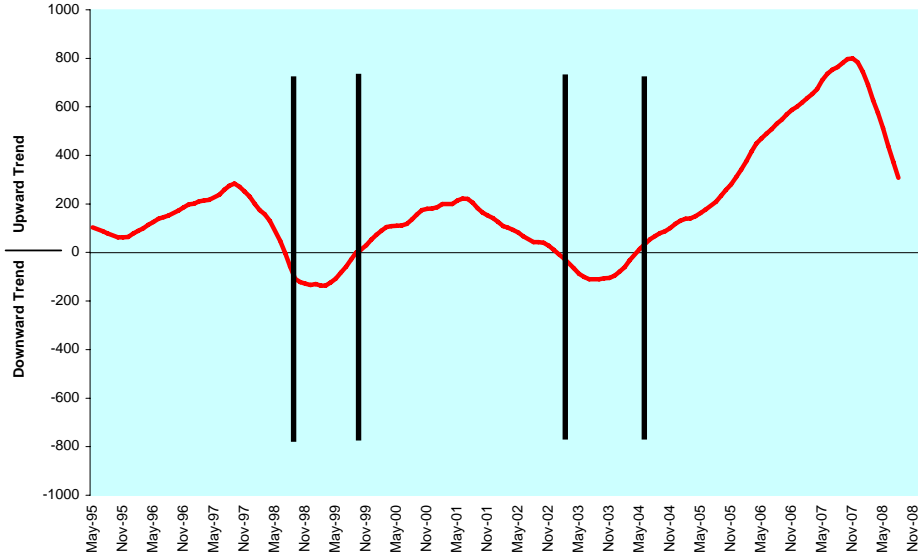


*** A disclaimer applies to this graph. Please refer to pages 106 and 107.

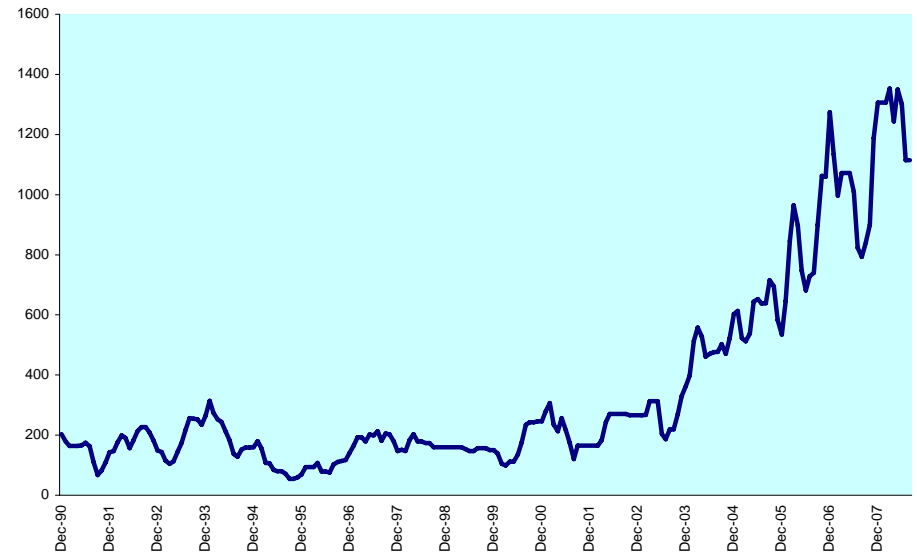
Graph 25: 1Y Retracement Levels - Asia



Graph 26: Moving Averages: 5 Year vs 1 Year Oscillator - Asia



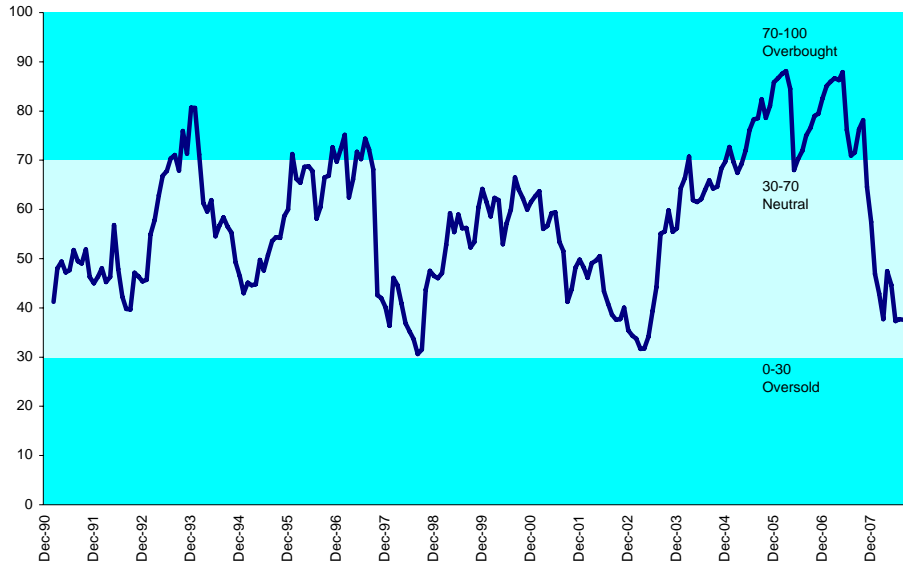
Graph 27: Average True Range (Index Points) - Asia



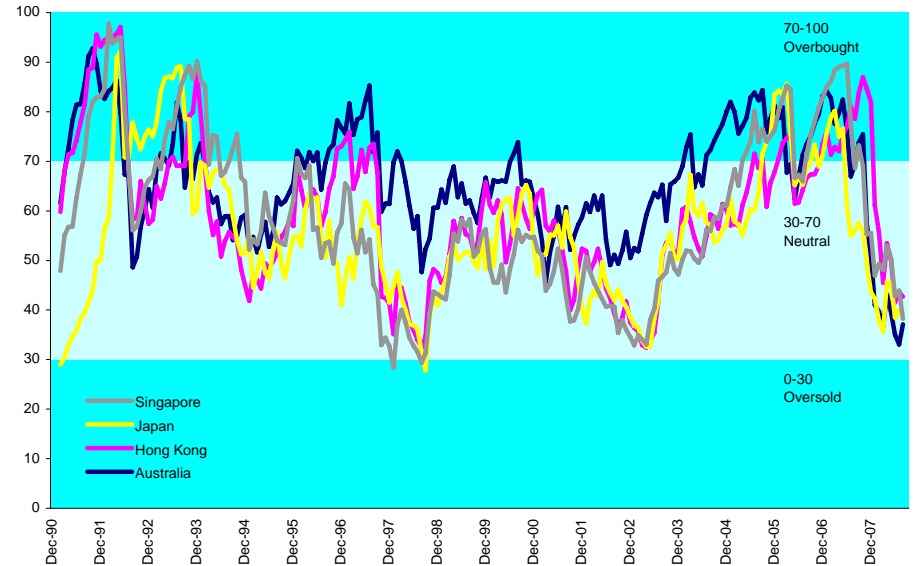
DATE: AUGUST 2008 CONTACT DETAILS:

EPRA: Schiphol Boulevard 283, 1118 BH Schiphol Airport, The Netherlands, T +31 20 405 3830, F +31 20 405 3840, E info@epra.com, W www.epra.com
 NAREIT: 1875 Eye Street, N.W., Suite 600, Washington D.C. 20006, USA, T +1 202 739 9400, F + 1 202 739 9401, E info@nareit.com, W www.nareit.com

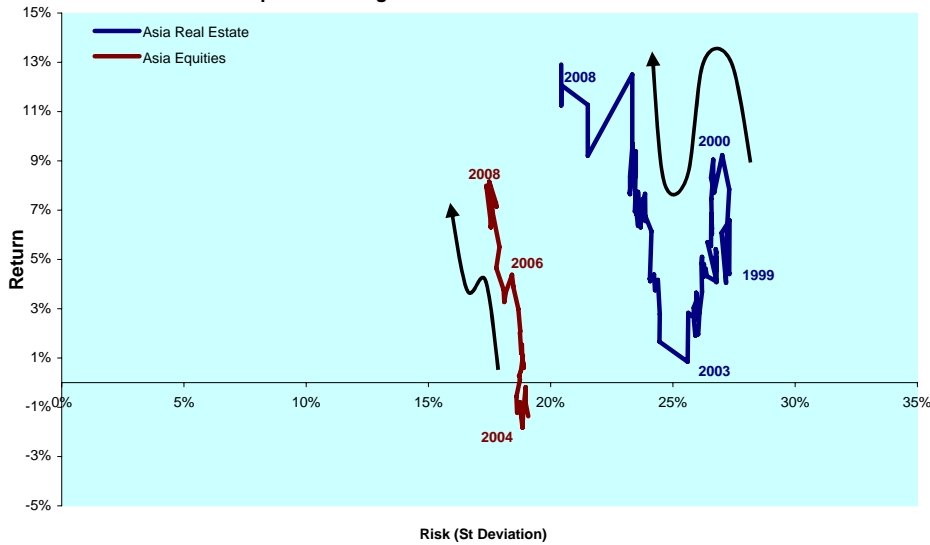
Graph 28: Relative Strength Indicator - Asia



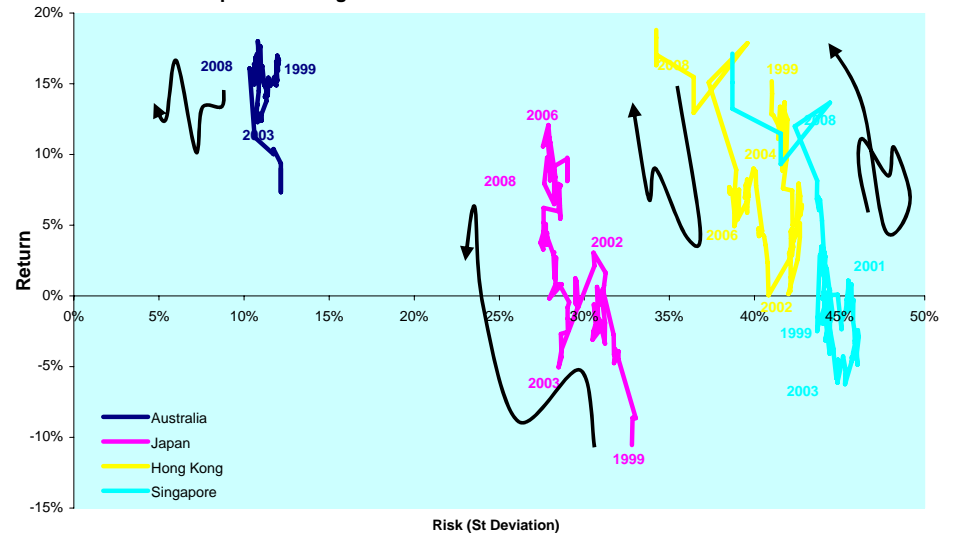
Graph 29: Relative Strength Indicator - Asia Countries



Graph 30: Rolling 10 Years Risk/Return Profile - Asia



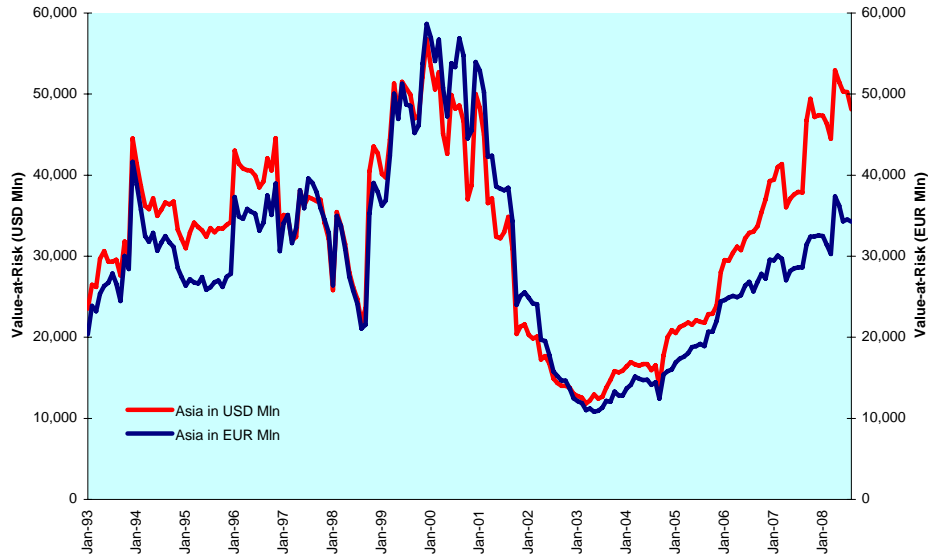
Graph 31: Rolling 10 Years Risk/Return Profile - Asia Countries



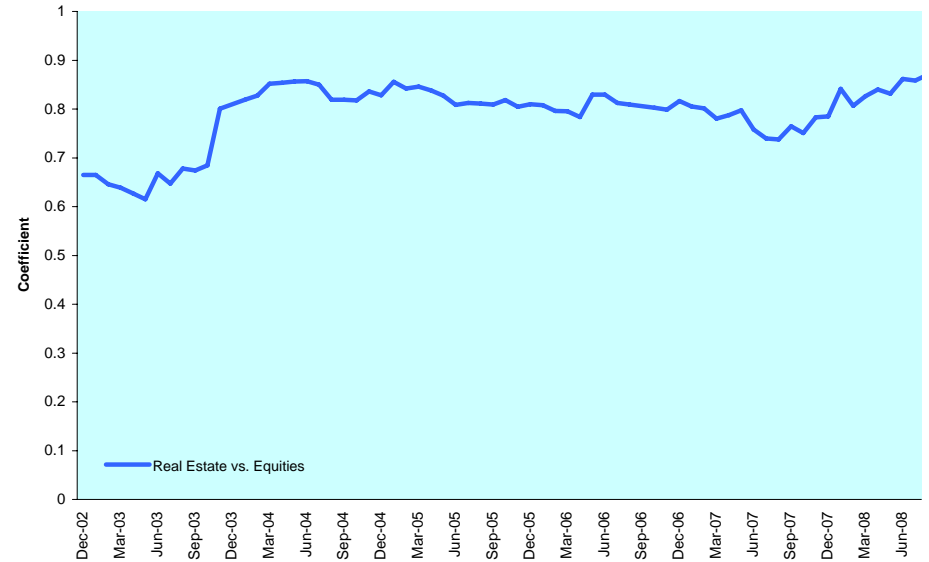
DATE: AUGUST 2008 CONTACT DETAILS:

EPRA: Schiphol Boulevard 283, 1118 BH Schiphol Airport, The Netherlands, T +31 20 405 3830, F +31 20 405 3840, E info@epra.com, W www.epra.com
 NAREIT: 1875 Eye Street, N.W., Suite 600, Washington D.C. 20006, USA, T +1 202 739 9400, F +1 202 739 9401, E info@nareit.com, W www.nareit.com

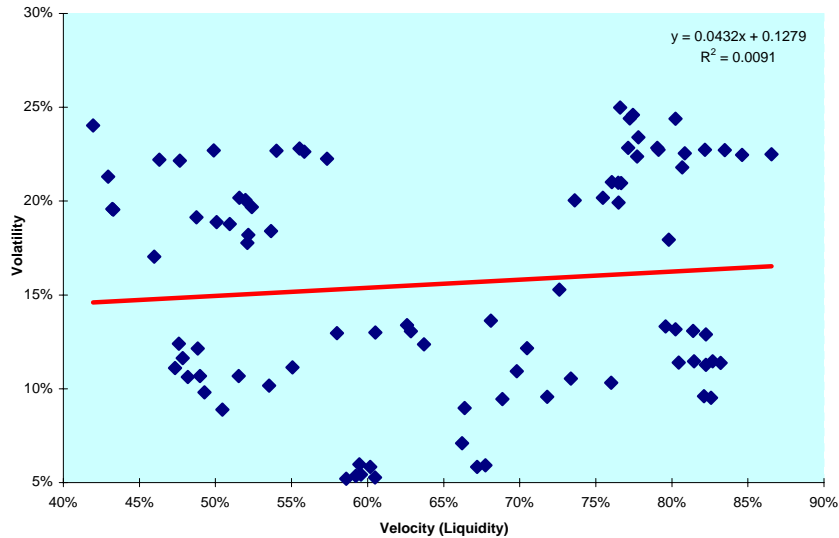
Graph 32: Equally Weighted Value-at-Risk - Asia



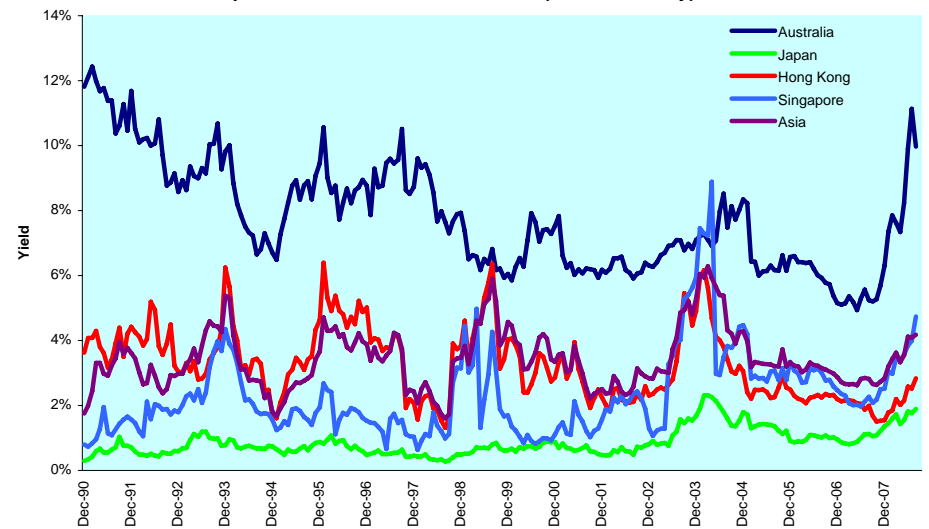
Graph 33: Asset Classes Correlations - Asia



Graph 34: 36 Months Velocity vs. Volatility - Asia



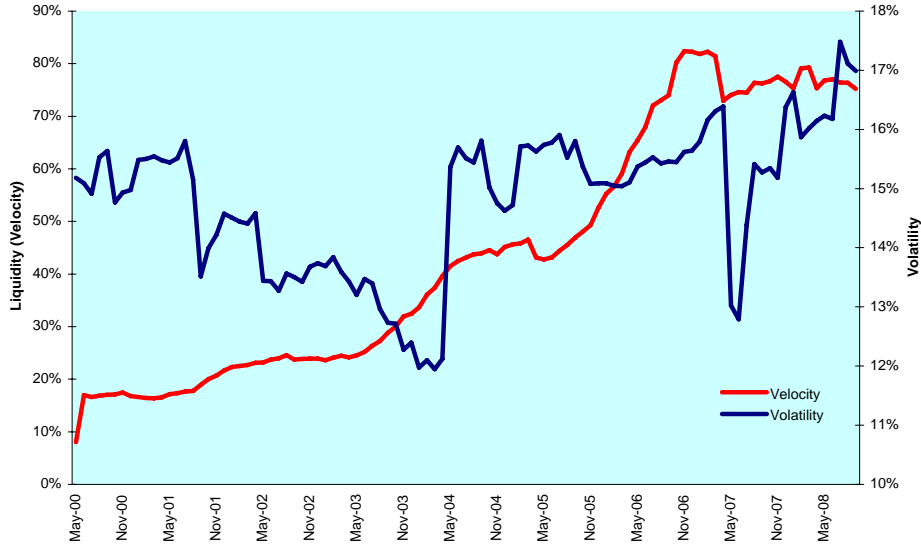
Graph 35: 12 Months Dividend Yields (Local Currency) - Asia



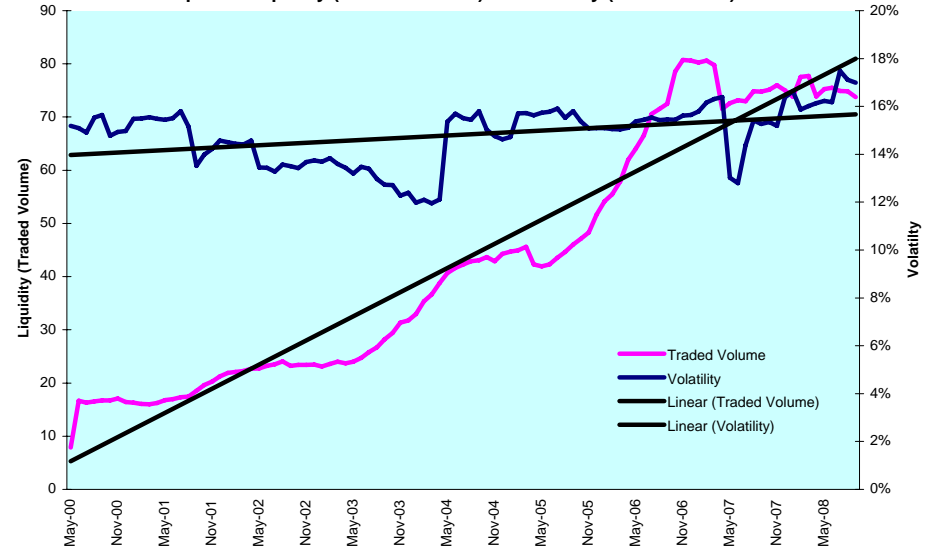
DATE: AUGUST 2008 CONTACT DETAILS:

EPRA: Schiphol Boulevard 283, 1118 BH Schiphol Airport, The Netherlands, T +31 20 405 3830, F +31 20 405 3840, E info@epra.com, W www.epra.com
 NAREIT: 1875 Eye Street, N.W., Suite 600, Washington D.C. 20006, USA, T +1 202 739 9400, F + 1 202 739 9401, E info@nareit.com, W www.nareit.com

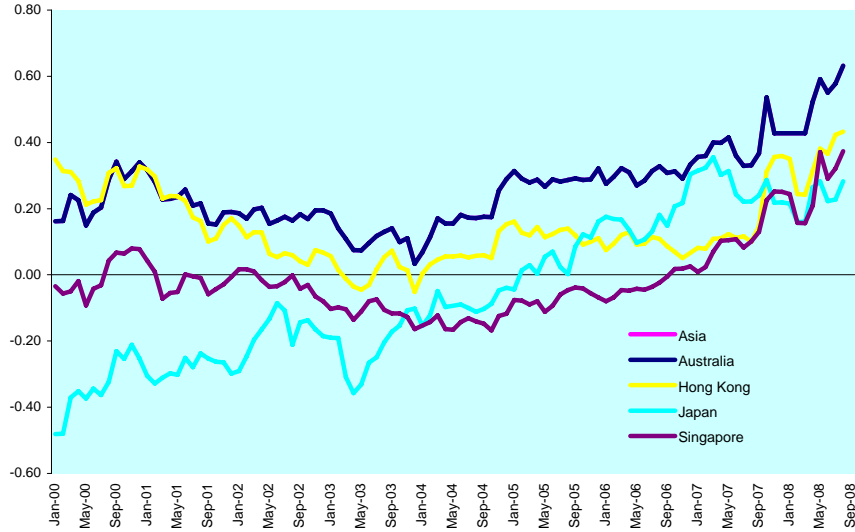
Graph 36: Liquidity (Velocity) vs. Volatility (St. Deviation) - Asia



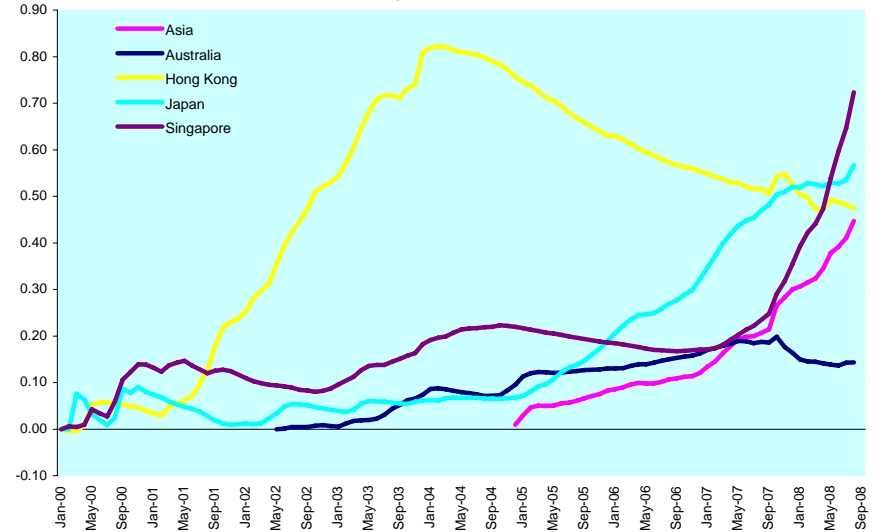
Graph 37: Liquidity (Traded Volume) vs. Volatility (St. Deviation) - Asia



Graph 38: Sharp Ratio - Asia



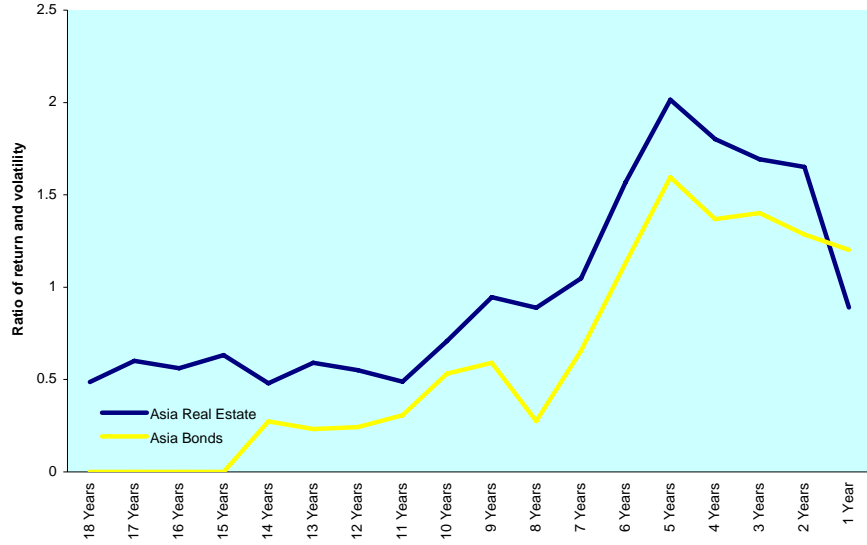
Graph 39: Long Term Beta Coefficient - Asia



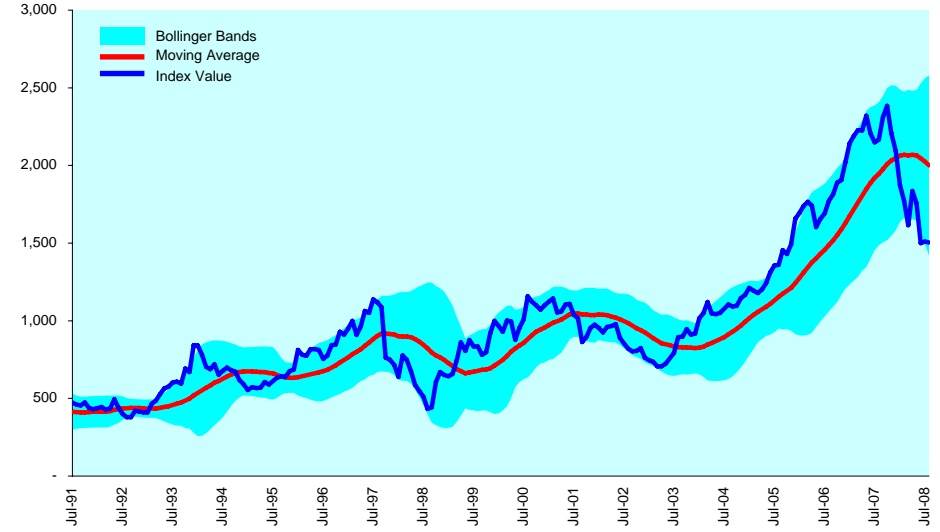
DATE: AUGUST 2008 CONTACT DETAILS:

EPRA: Schiphol Boulevard 283, 1118 BH Schiphol Airport, The Netherlands, T +31 20 405 3830, F +31 20 405 3840, E info@epra.com, W www.epra.com
 NAREIT: 1875 Eye Street, N.W., Suite 600, Washington D.C. 20006, USA, T +1 202 739 9400, F + 1 202 739 9401, E info@nareit.com, W www.nareit.com

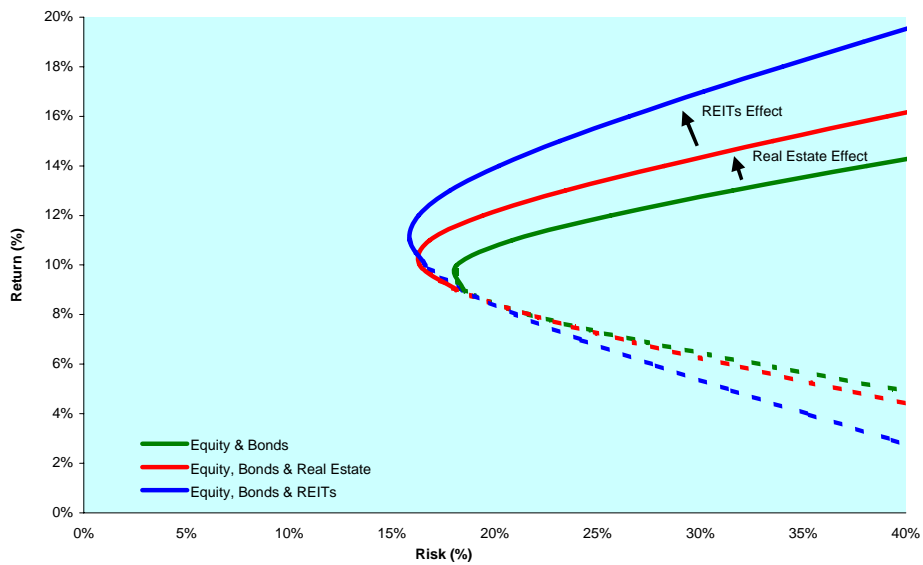
Graph 40: Investment Horizons - Asia



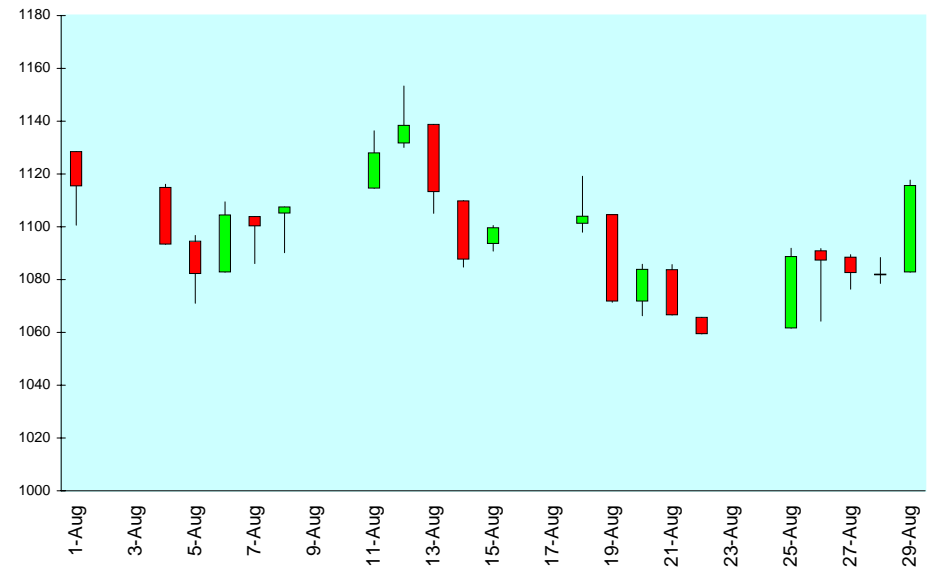
Graph 41: 20 Month Bollinger Bands - Asia



Graph 42: Efficient Frontiers - Asia



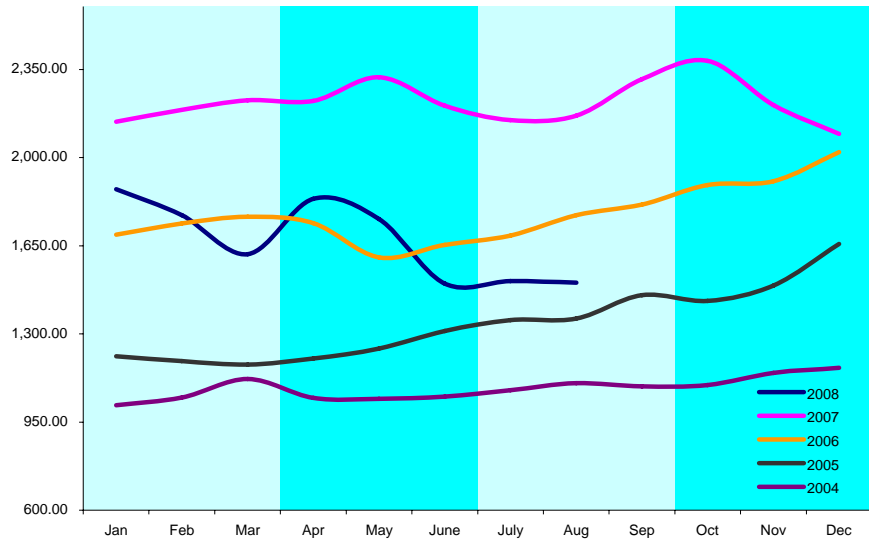
Graph 43: Candlesticks - Asia



DATE: AUGUST 2008 CONTACT DETAILS:

EPRA: Schiphol Boulevard 283, 1118 BH Schiphol Airport, The Netherlands, T +31 20 405 3830, F +31 20 405 3840, E info@epra.com, W www.epra.com
 NAREIT: 1875 Eye Street, N.W., Suite 600, Washington D.C. 20006, USA, T +1 202 739 9400, F +1 202 739 9401, E info@nareit.com, W www.nareit.com

Graph 44: Seasonality Chart - Asia



DATE: AUGUST 2008 CONTACT DETAILS:

EPRA: Schiphol Boulevard 283, 1118 BH Schiphol Airport, The Netherlands, T +31 20 405 3830, F +31 20 405 3840, E info@epra.com, W www.epra.com
NAREIT: 1875 Eye Street, N.W., Suite 600, Washington D.C. 20006, USA, T +1 202 739 9400, F +1 202 739 9401, E info@nareit.com, W www.nareit.com

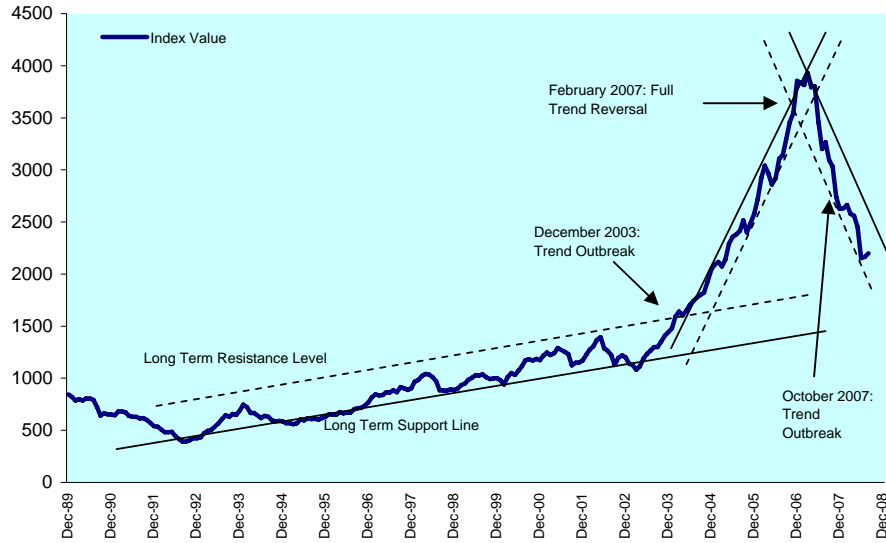
Section 3

Europe

DATE: AUGUST 2008 CONTACT DETAILS:

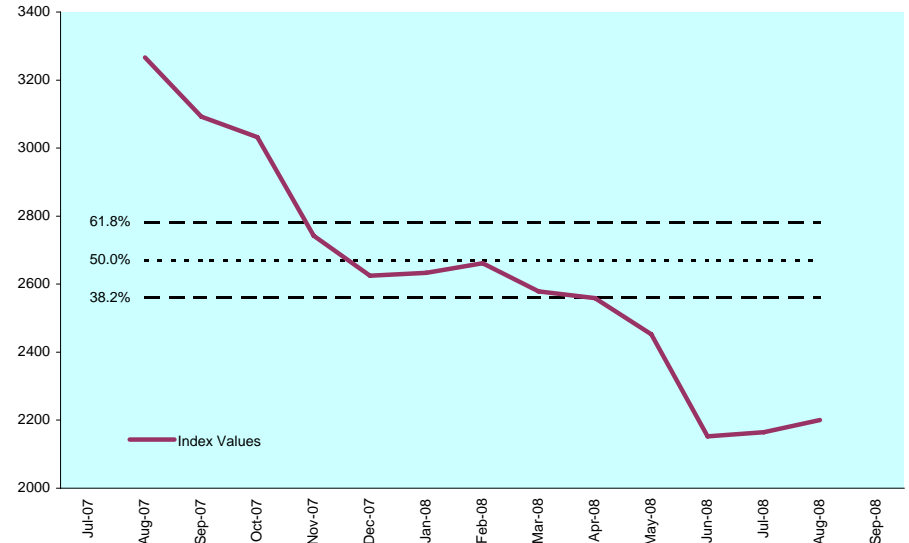
EPRA: Schiphol Boulevard 283, 1118 BH Schiphol Airport, The Netherlands, T +31 20 405 3830, F +31 20 405 3840, E info@epra.com, W www.epra.com
NAREIT: 1875 Eye Street, N.W., Suite 600, Washington D.C. 20006, USA, T +1 202 739 9400, F + 1 202 739 9401, E info@nareit.com, W www.nareit.com

Graph 45: Long Term Technical Analysis - Europe ***

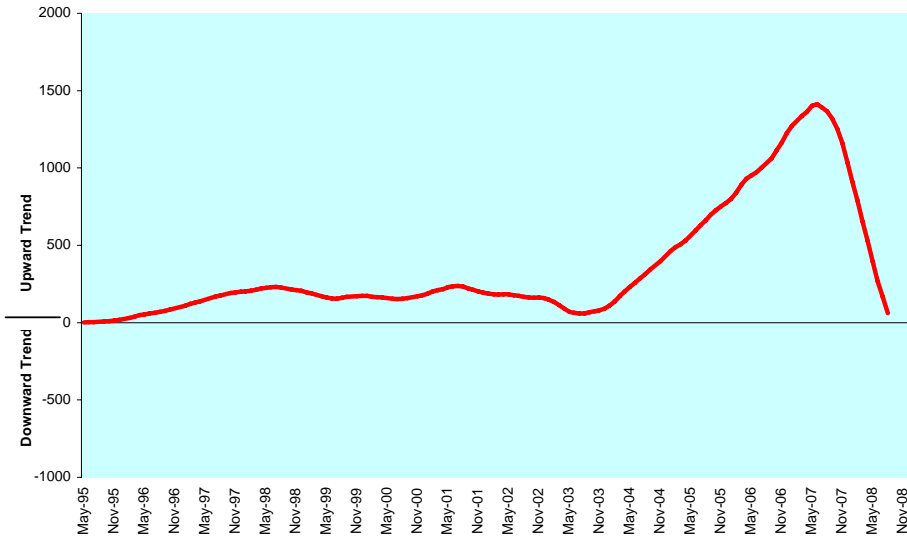


*** A disclaimer applies to this graph. Please refer to pages 106 and 107.

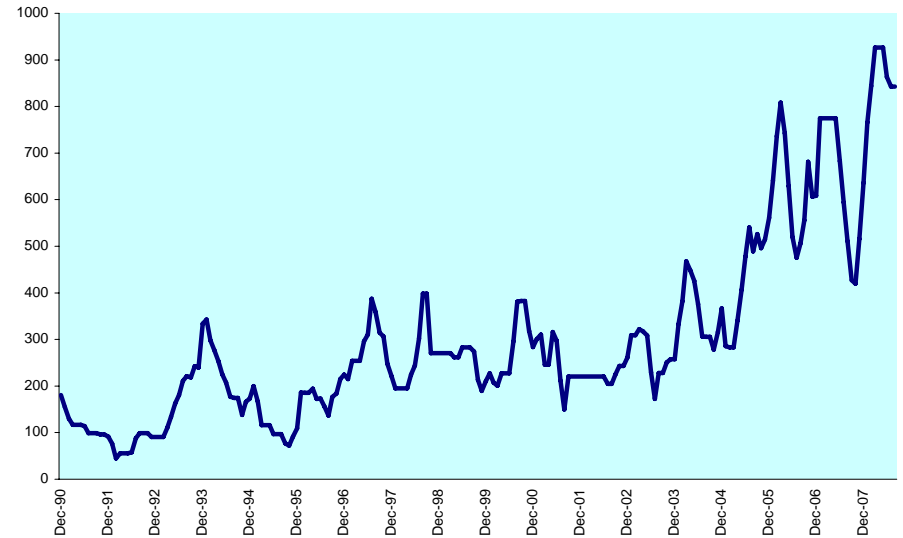
Graph 46: 1Y Retracement Levels - Europe



Graph 47: Moving Averages: 5 Year vs 1 Year Oscillator - Europe



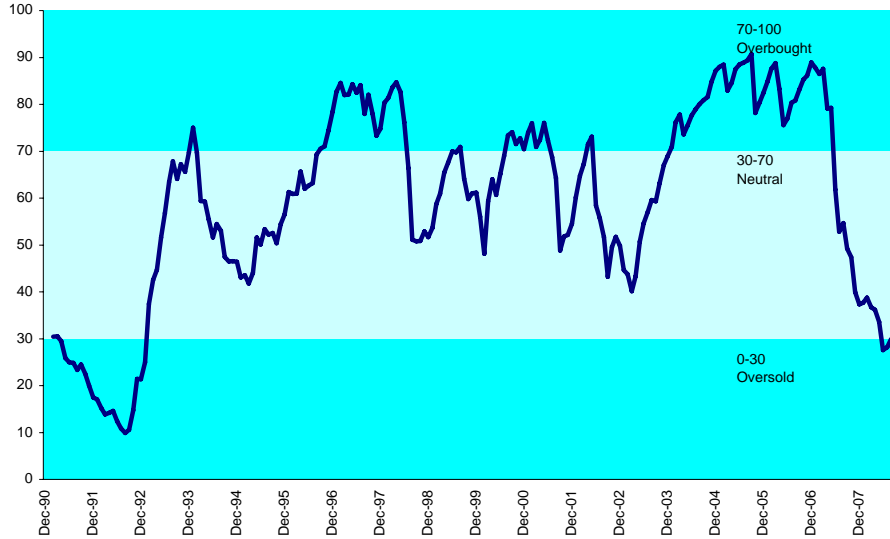
Graph 48: Average True Range (Index Points) - Europe



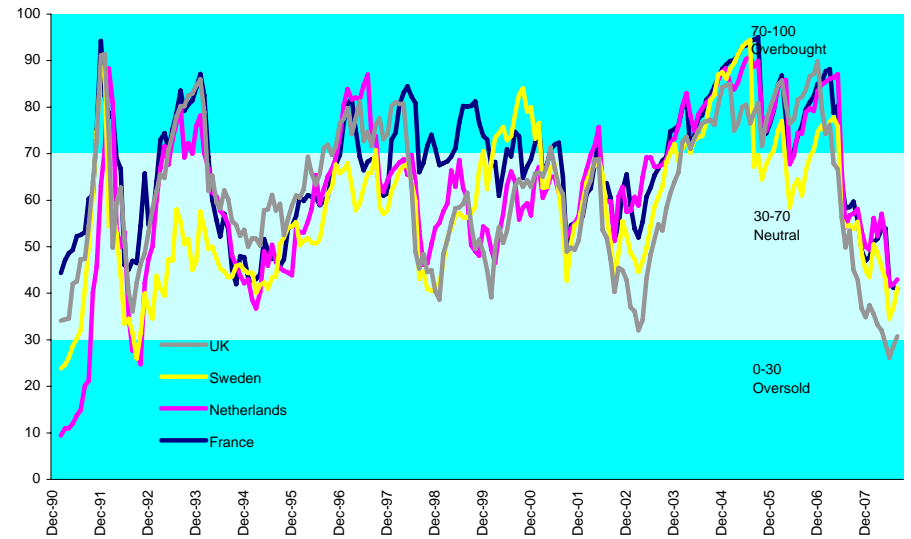
DATE: AUGUST 2008 CONTACT DETAILS:

EPRA: Schiphol Boulevard 283, 1118 BH Schiphol Airport, The Netherlands, T +31 20 405 3830, F +31 20 405 3840, E info@epra.com, W www.epra.com
 NAREIT: 1875 Eye Street, N.W., Suite 600, Washington D.C. 20006, USA, T +1 202 739 9400, F +1 202 739 9401, E info@nareit.com, W www.nareit.com

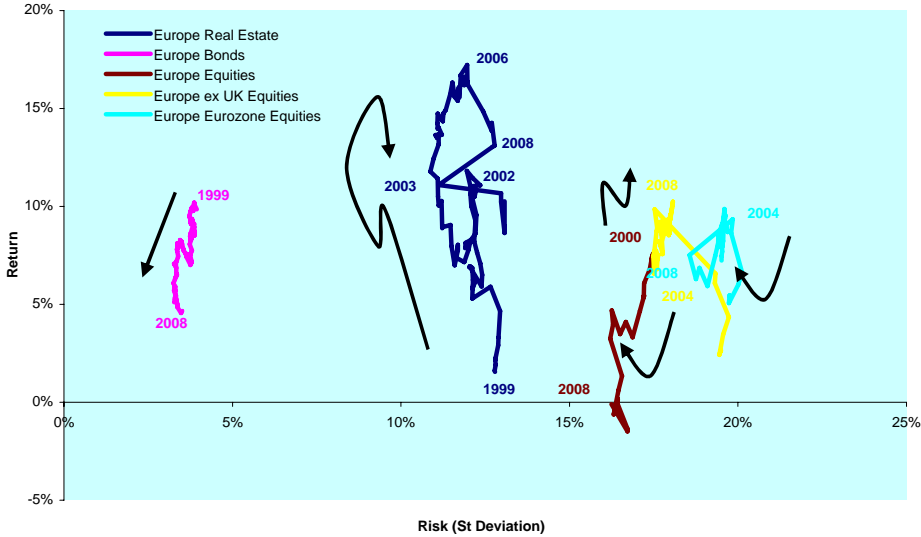
Graph 49: Relative Strength Indicator - Europe



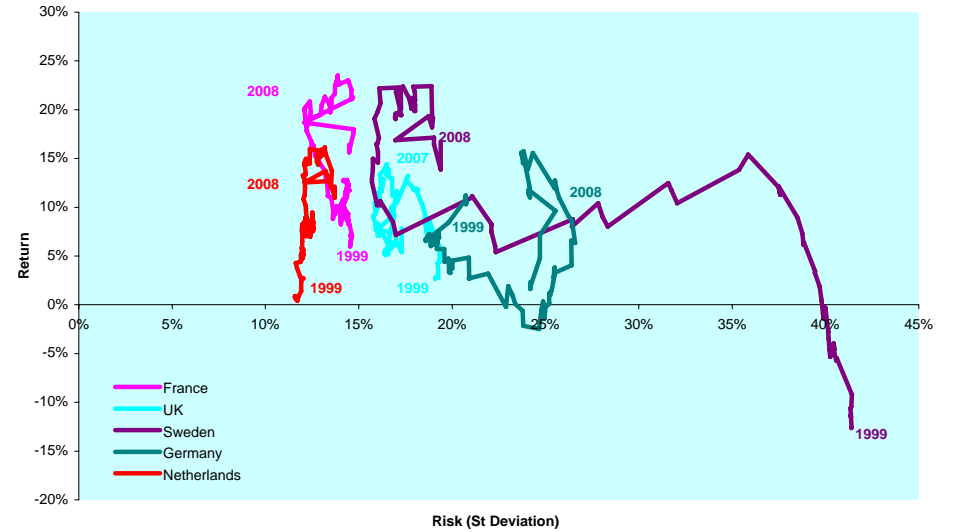
Graph 50: Relative Strength Indicator - Europe Countries



Graph 51: Rolling 10 Years Risk/Return Profile - Europe



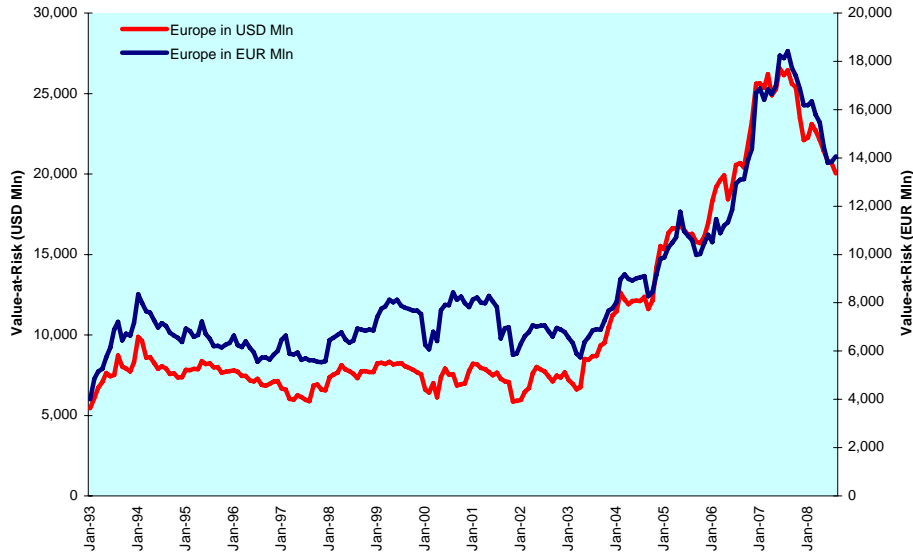
Graph 52: Rolling 10 Years Risk/Return Profile - Europe Countries



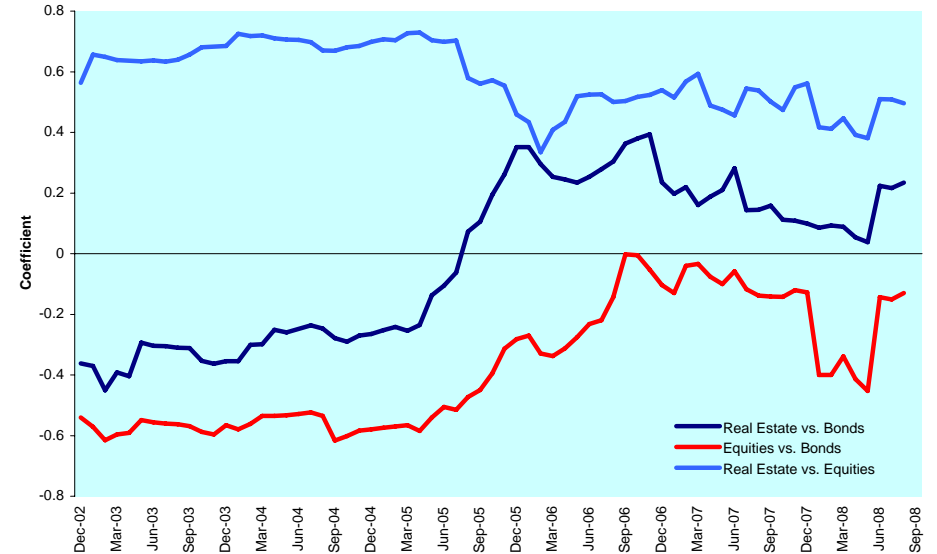
DATE: AUGUST 2008 CONTACT DETAILS:

EPRA: Schiphol Boulevard 283, 1118 BH Schiphol Airport, The Netherlands, T +31 20 405 3830, F +31 20 405 3840, E info@epra.com, W www.epra.com
 NAREIT: 1875 Eye Street, N.W., Suite 600, Washington D.C. 20006, USA, T +1 202 739 9400, F +1 202 739 9401, E info@nareit.com, W www.nareit.com

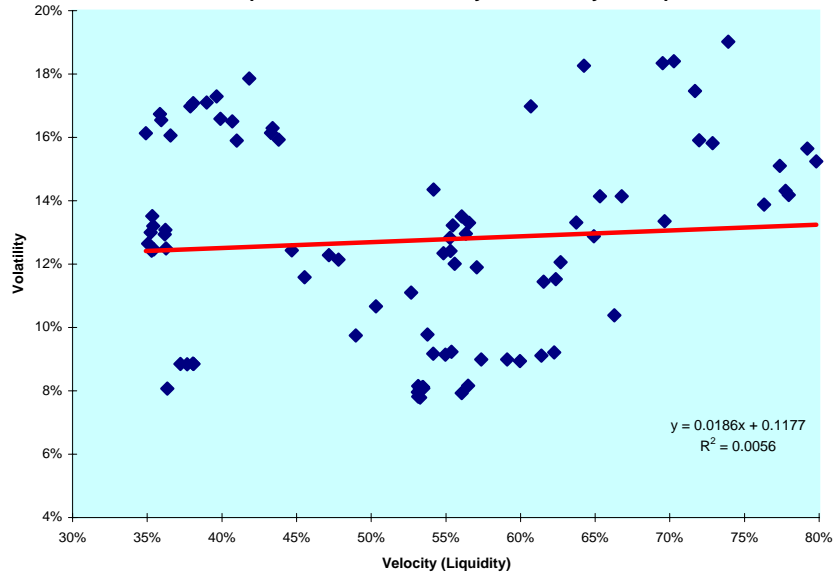
Graph 53: Equally Weighted Value-at-Risk - Europe



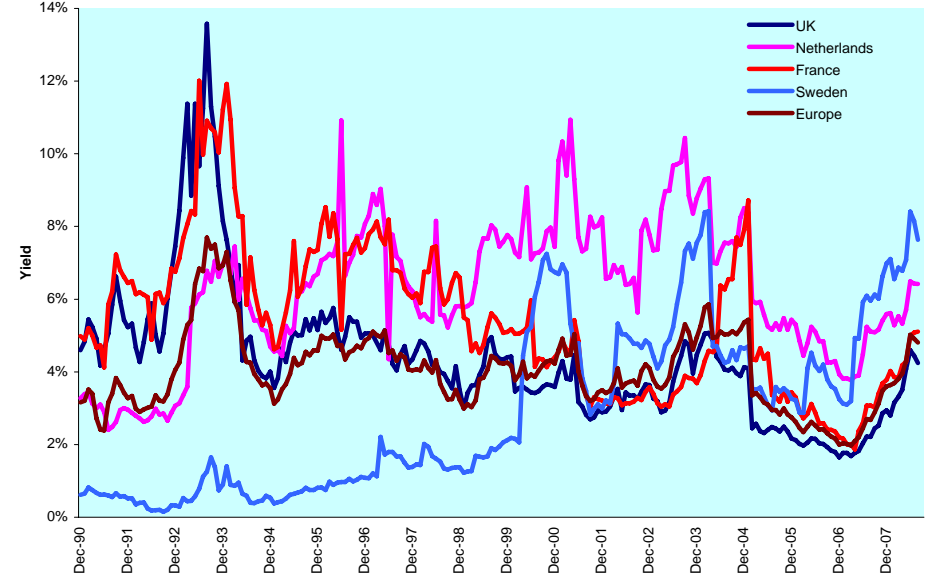
Graph 54: Asset Classes Correlations - Europe



Graph 55: 36 Months Velocity vs. Volatility - Europe



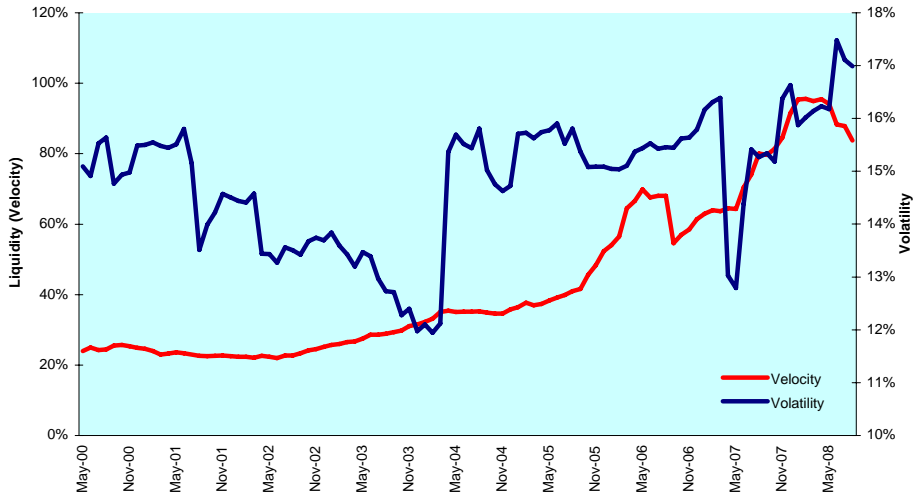
Graph 56: 12 Months Dividend Yields (Local Currency) - Europe



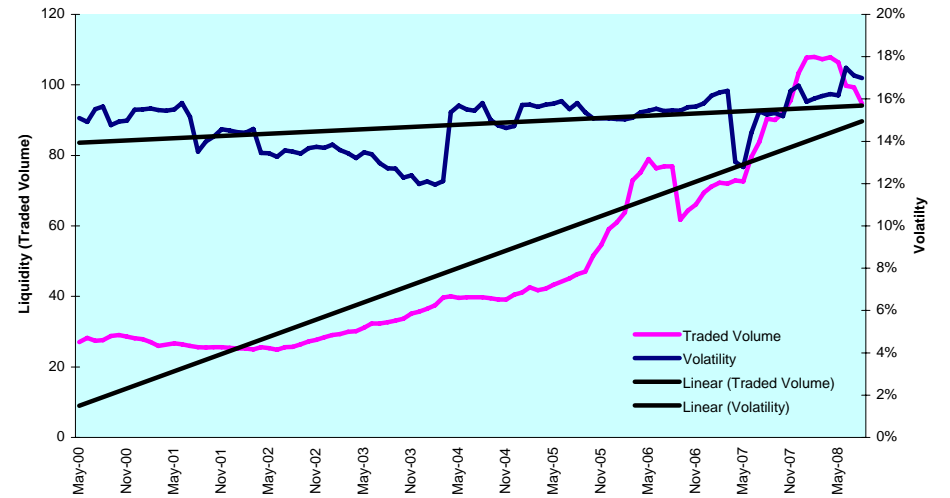
DATE: AUGUST 2008 CONTACT DETAILS:

Epra: Schiphol Boulevard 283, 1118 BH Schiphol Airport, The Netherlands, T +31 20 405 3830, F +31 20 405 3840, E info@epra.com, W www.epra.com
 Nareit: 1875 Eye Street, N.W., Suite 600, Washington D.C. 20006, USA, T +1 202 739 9400, F + 1 202 739 9401, E info@nareit.com, W www.nareit.com

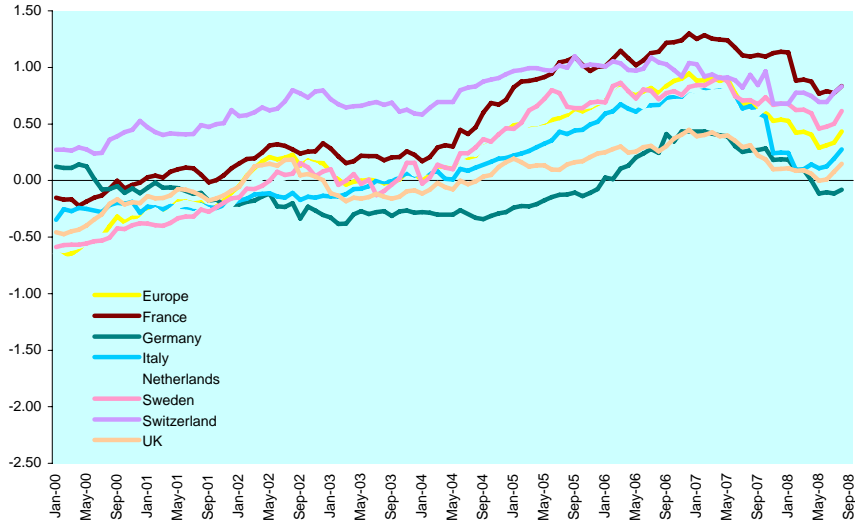
Graph 57: Liquidity (Velocity) vs. Volatility (St. Deviation) - Europe



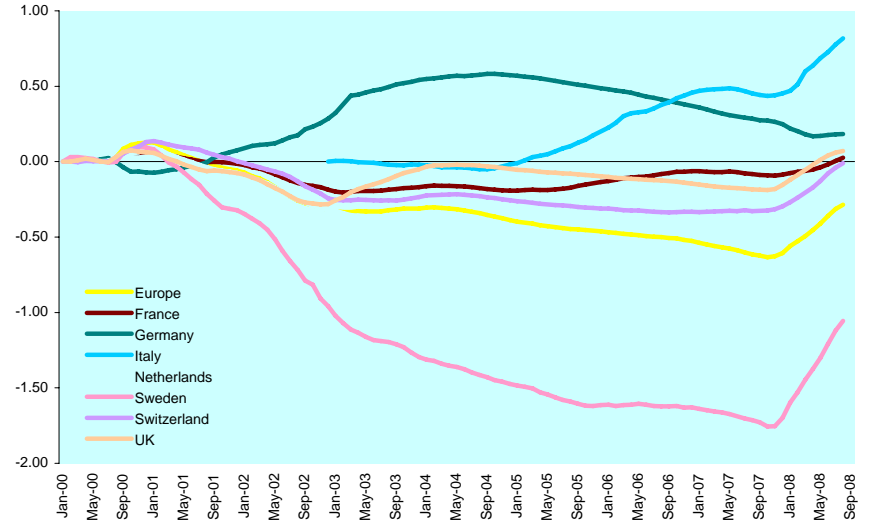
Graph 58: Liquidity (Traded Volume) vs. Volatility (St. Deviation) - Europe



Graph 59: Sharp Ratio - Europe



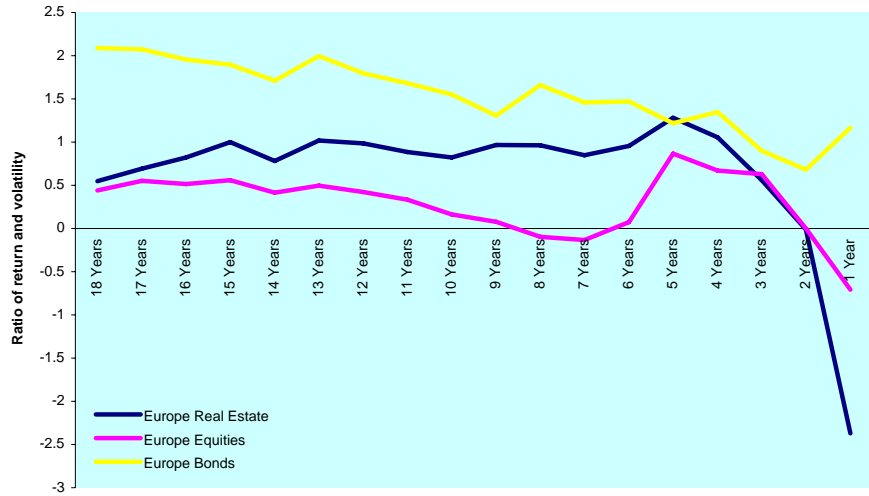
Graph 60: Long Term Beta Coefficient - Europe



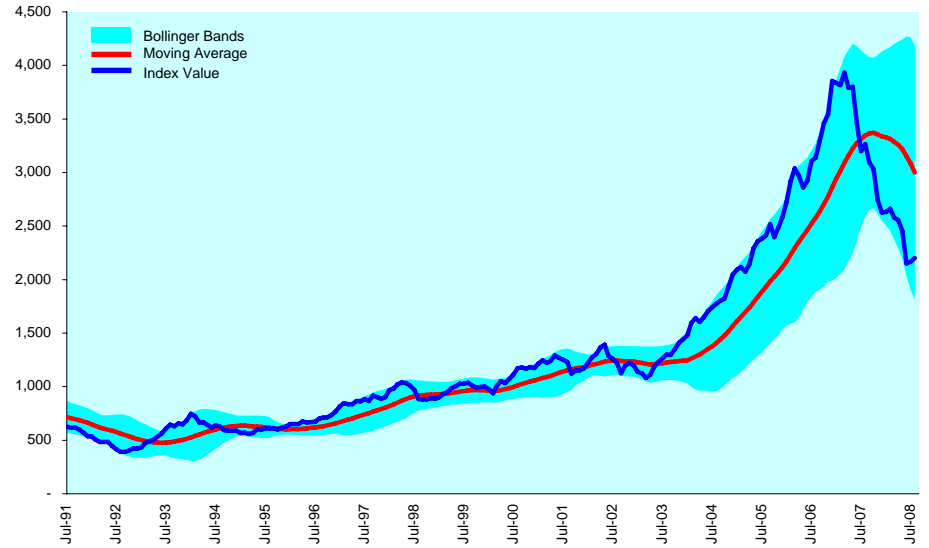
DATE: AUGUST 2008 CONTACT DETAILS:

EPRA: Schiphol Boulevard 283, 1118 BH Schiphol Airport, The Netherlands, T +31 20 405 3830, F +31 20 405 3840, E info@epra.com, W www.epra.com
 NAREIT: 1875 Eye Street, N.W., Suite 600, Washington D.C. 20006, USA, T +1 202 739 9400, F + 1 202 739 9401, E info@nareit.com, W www.nareit.com

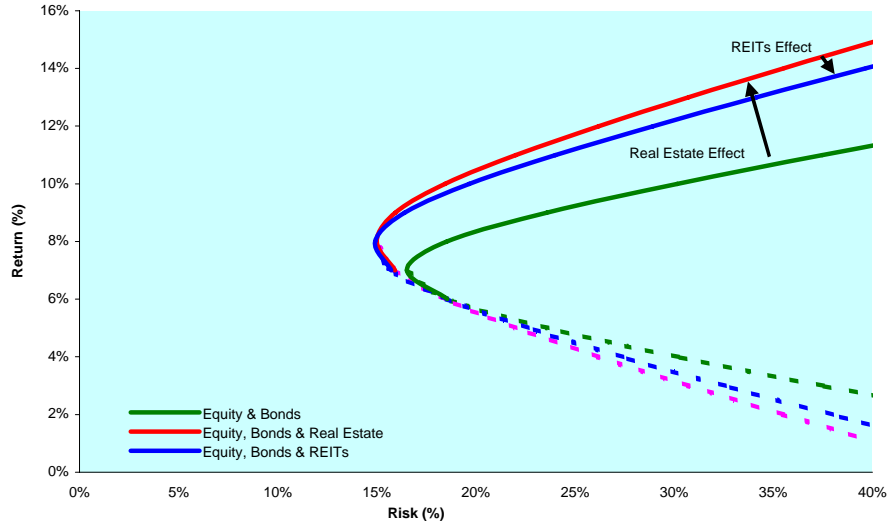
Graph 61: Investment Horizons - Europe



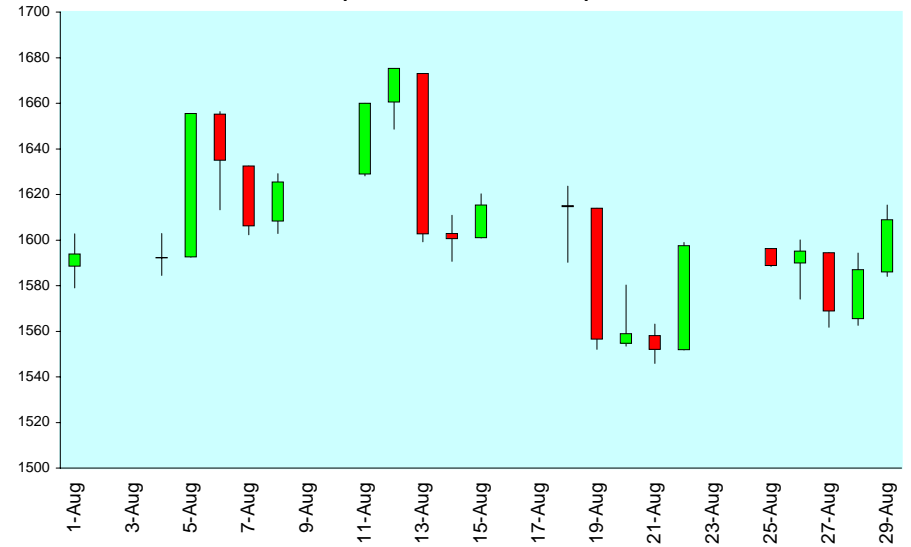
Graph 62: 20 Month Bollinger Bands - Europe



Graph 63: Efficient Frontiers - Europe



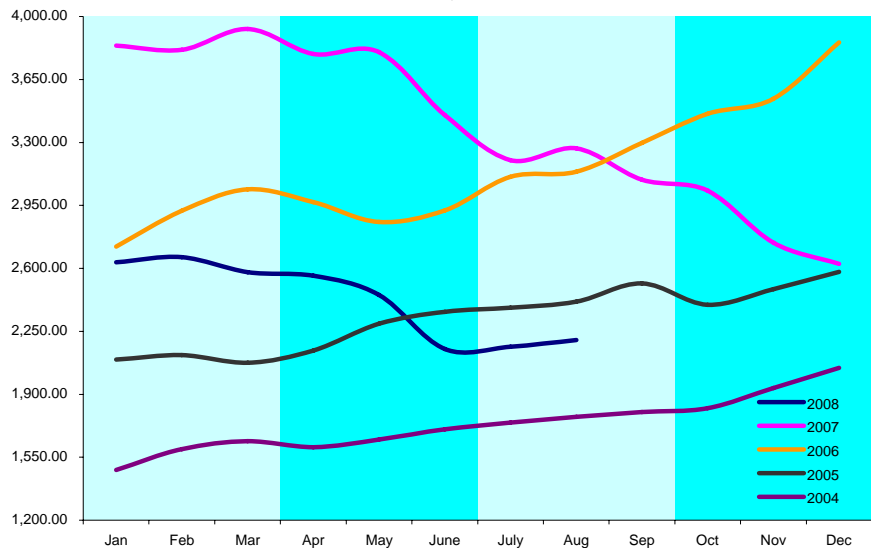
Graph 64: Candlesticks - Europe



DATE: AUGUST 2008 CONTACT DETAILS:

EPR: Schiphol Boulevard 283, 1118 BH Schiphol Airport, The Netherlands, T +31 20 405 3830, F +31 20 405 3840, E info@epa.com, W www.epa.com
 NAREIT: 1875 Eye Street, N.W., Suite 600, Washington D.C. 20006, USA, T +1 202 739 9400, F +1 202 739 9401, E info@nareit.com, W www.nareit.com

Graph 65: Seasonality Chart - Europe



DATE: AUGUST 2008 CONTACT DETAILS:

EPRA: Schiphol Boulevard 283, 1118 BH Schiphol Airport, The Netherlands, T +31 20 405 3830, F +31 20 405 3840, E info@epra.com, W www.epra.com
 NAREIT: 1875 Eye Street, N.W., Suite 600, Washington D.C. 20006, USA, T +1 202 739 9400, F +1 202 739 9401, E info@nareit.com, W www.nareit.com

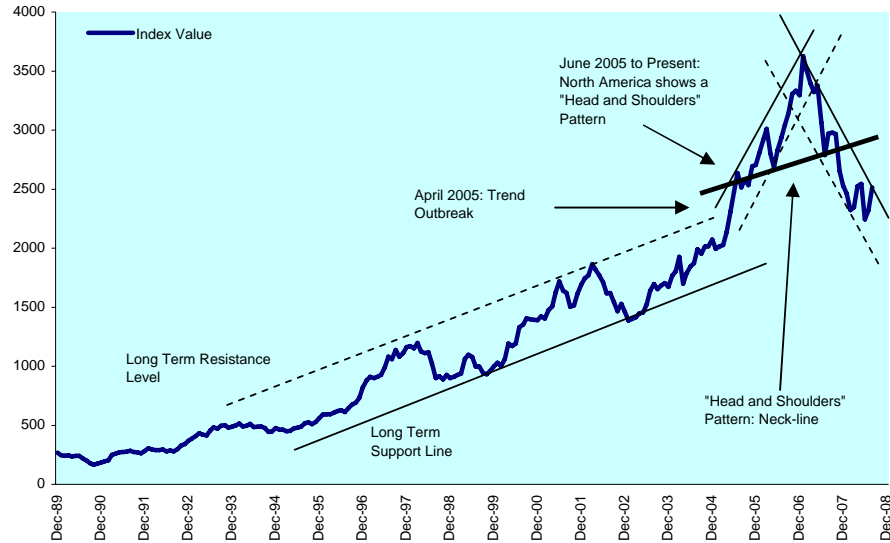
Section 4

North America

DATE: AUGUST 2008 CONTACT DETAILS:

EPRA: Schiphol Boulevard 283, 1118 BH Schiphol Airport, The Netherlands, T +31 20 405 3830, F +31 20 405 3840, E info@epra.com, W www.epra.com
NAREIT: 1875 Eye Street, N.W., Suite 600, Washington D.C. 20006, USA, T +1 202 739 9400, F + 1 202 739 9401, E info@nareit.com, W www.nareit.com

Graph 66: Long Term Technical Analysis - North America ***

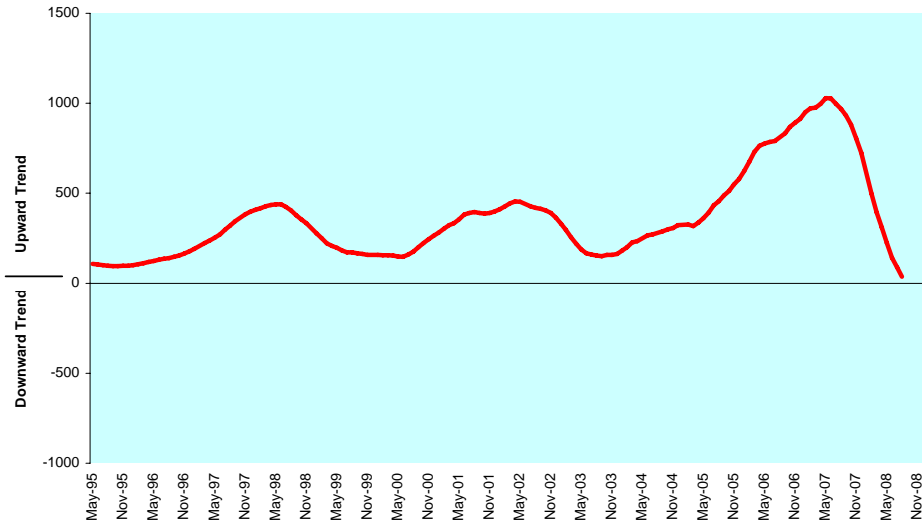


*** A disclaimer applies to this graph. Please refer to pages 106 and 107.

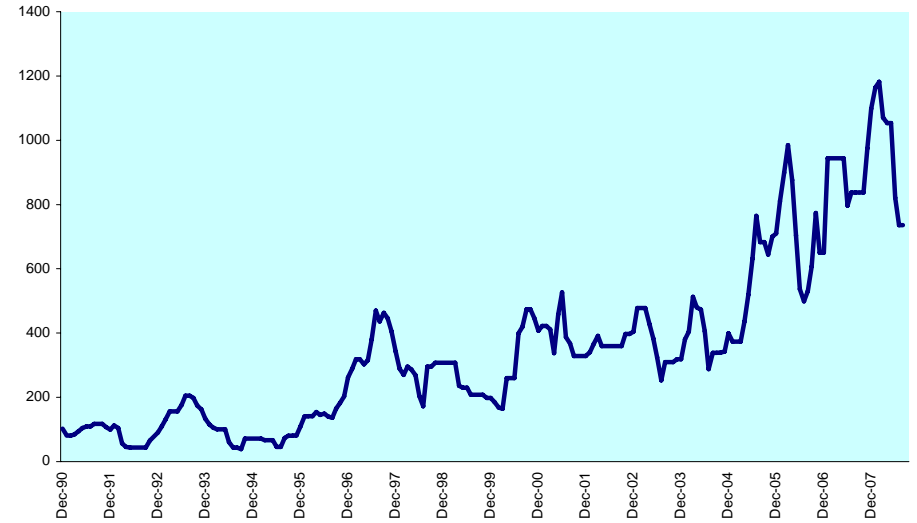
Graph 67: 1Y Retracement Levels - North America



Graph 68: Moving Averages: 5 Year vs 1 Year Oscillator - North America



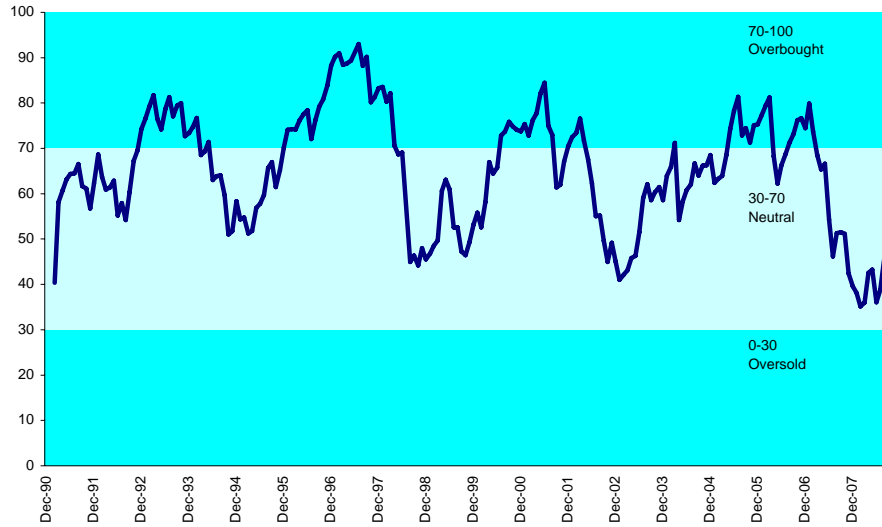
Graph 69: Average True Range (Index Points) - North America



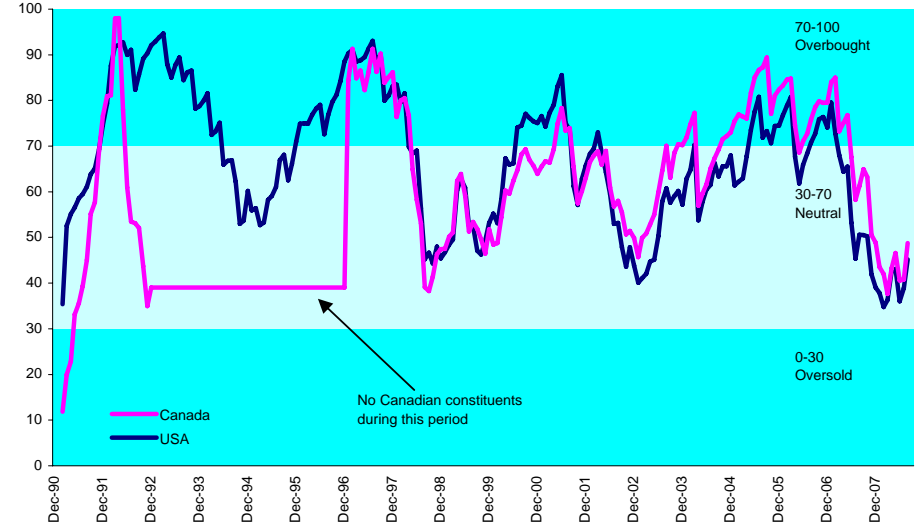
DATE: AUGUST 2008 CONTACT DETAILS:

EPRA: Schiphol Boulevard 283, 1118 BH Schiphol Airport, The Netherlands, T +31 20 405 3830, F +31 20 405 3840, E info@epra.com, W www.epra.com
 NAREIT: 1875 Eye Street, N.W., Suite 600, Washington D.C. 20006, USA, T +1 202 739 9400, F +1 202 739 9401, E info@nareit.com, W www.nareit.com

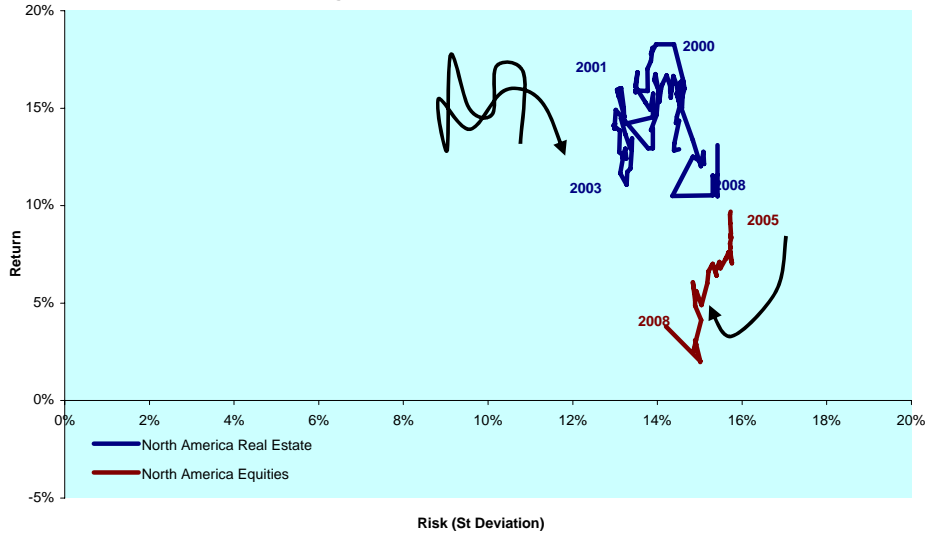
Graph 70: Relative Strength Indicator - North America



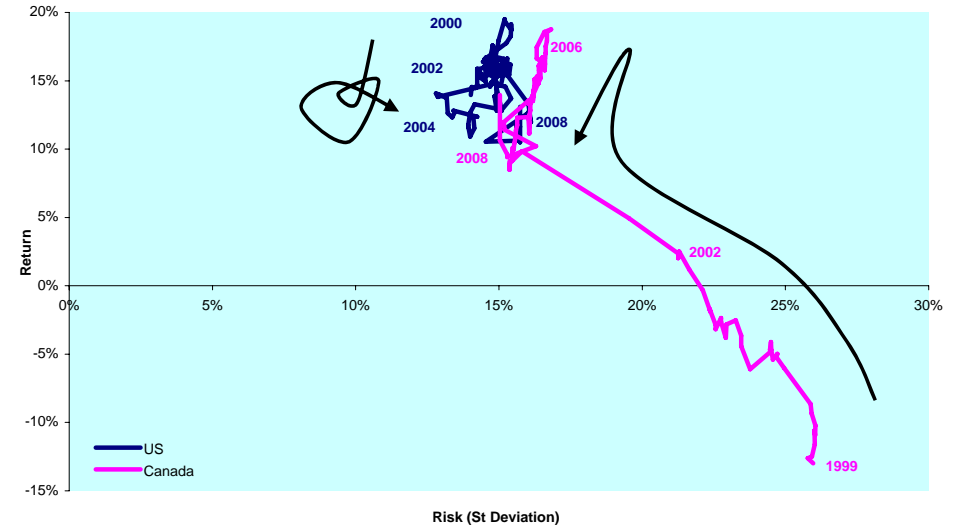
Graph 71: Relative Strength Indicator - North America Countries



Graph 72: Rolling 10 Years Risk/Return Profile - North America



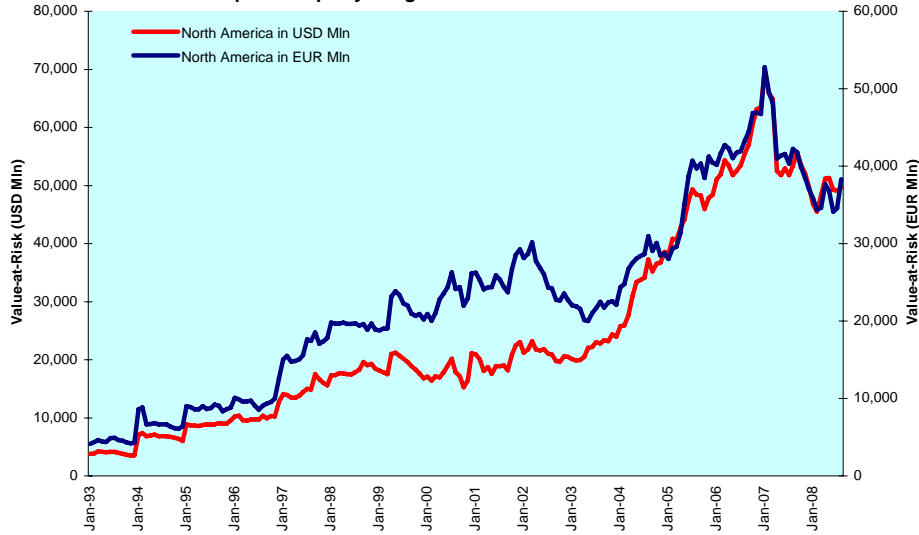
Graph 73: Rolling 10 Years Risk/Return Profile - North America Countries



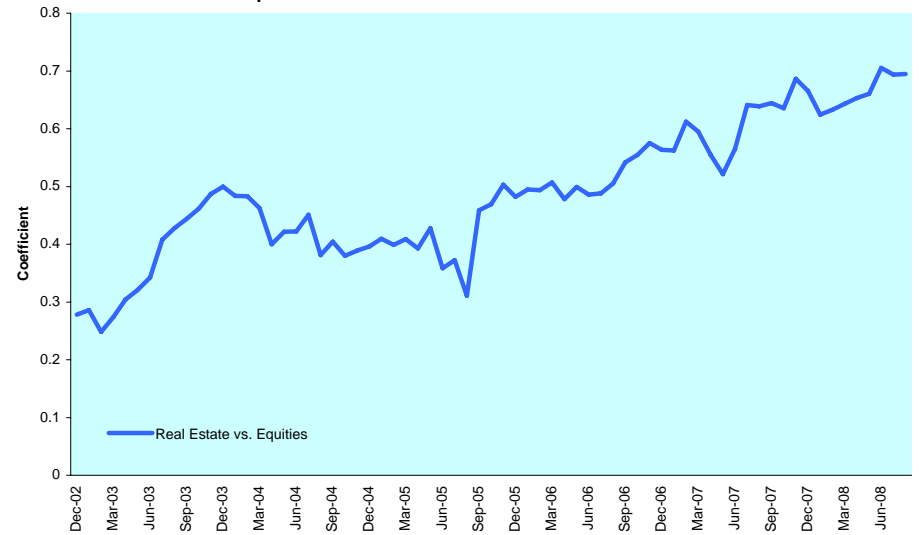
DATE: AUGUST 2008 CONTACT DETAILS:

EPRA: Schiphol Boulevard 283, 1118 BH Schiphol Airport, The Netherlands, T +31 20 405 3830, F +31 20 405 3840, E info@epra.com, W www.epra.com
 NAREIT: 1875 Eye Street, N.W., Suite 600, Washington D.C. 20006, USA, T +1 202 739 9400, F +1 202 739 9401, E info@nareit.com, W www.nareit.com

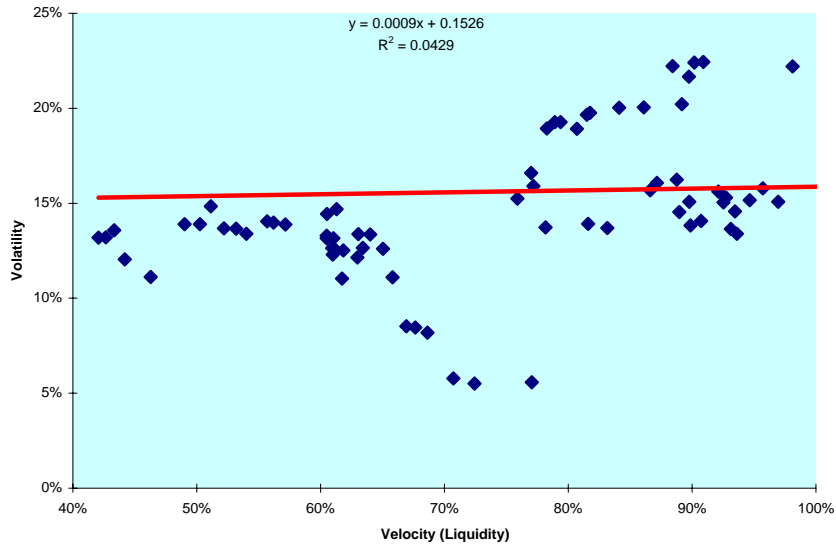
Graph 74: Equally Weighted Value-at-Risk - North America



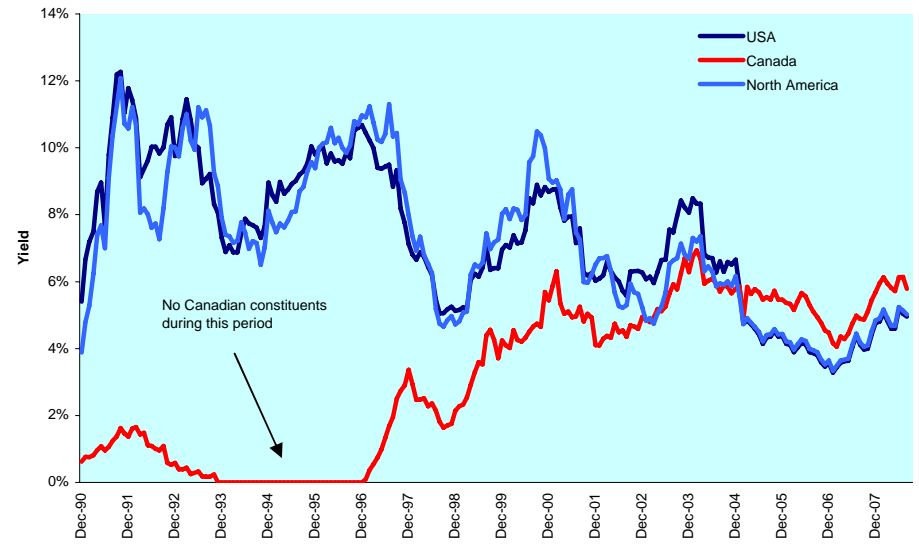
Graph 75: Asset Classes Correlations - North America



Graph 76: 36 Months Velocity vs. Volatility - North America



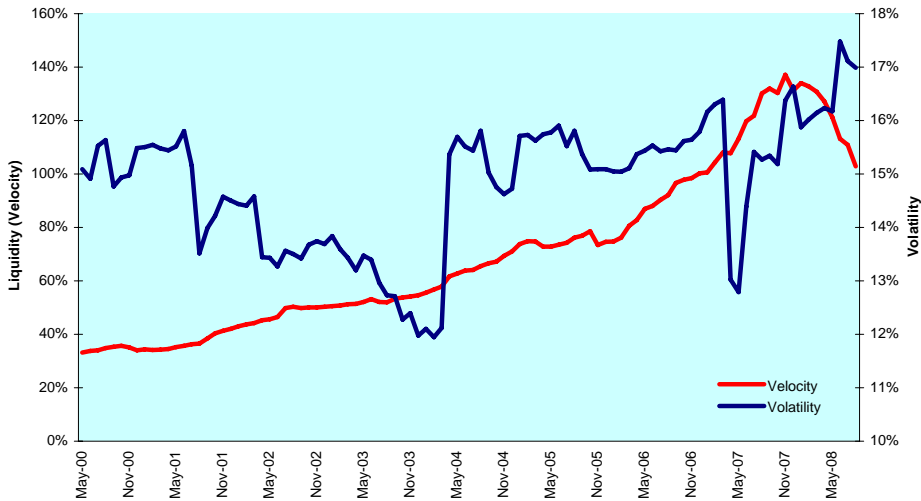
Graph 77: 12 Months Dividend Yields (Local Currency) - North America



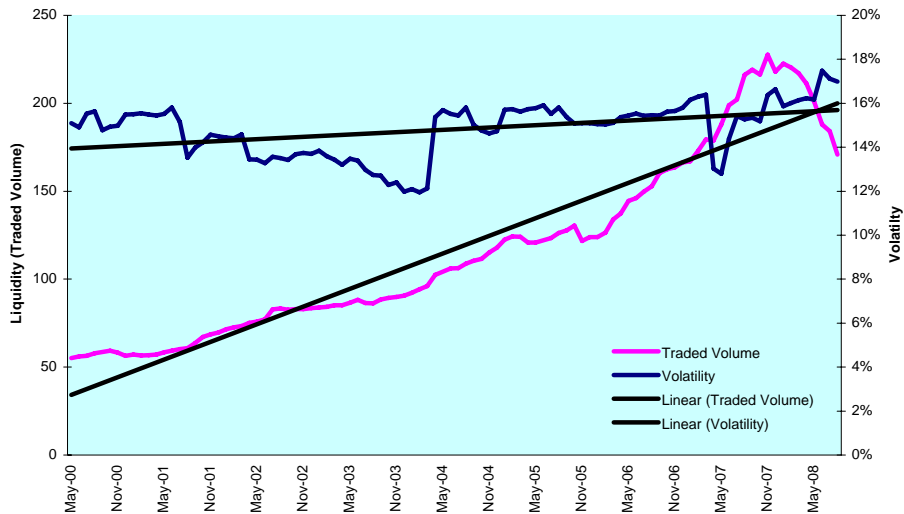
DATE: AUGUST 2008 CONTACT DETAILS:

EPRA: Schiphol Boulevard 283, 1118 BH Schiphol Airport, The Netherlands, T +31 20 405 3830, F +31 20 405 3840, E info@epra.com, W www.epra.com
 NAREIT: 1875 Eye Street, N.W., Suite 600, Washington D.C. 20006, USA, T +1 202 739 9400, F + 1 202 739 9401, E info@nareit.com, W www.nareit.com

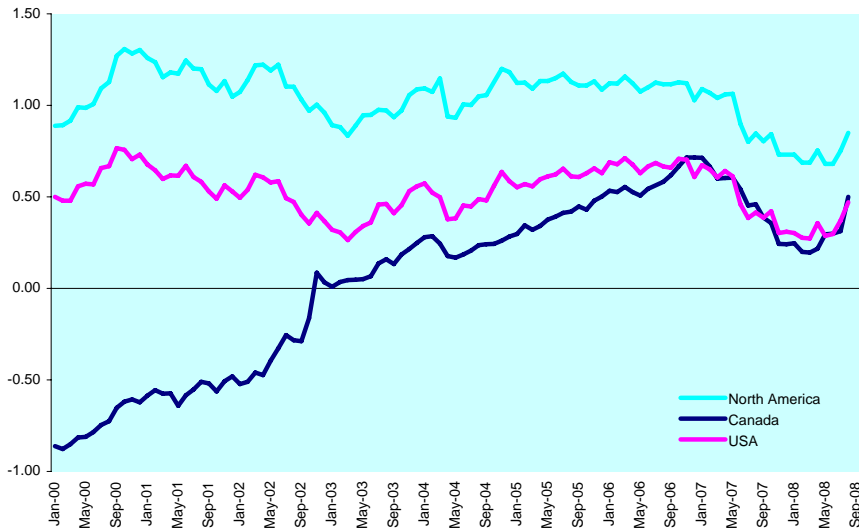
Graph 78: Liquidity (Velocity) vs. Volatility (St. Deviation) - North America



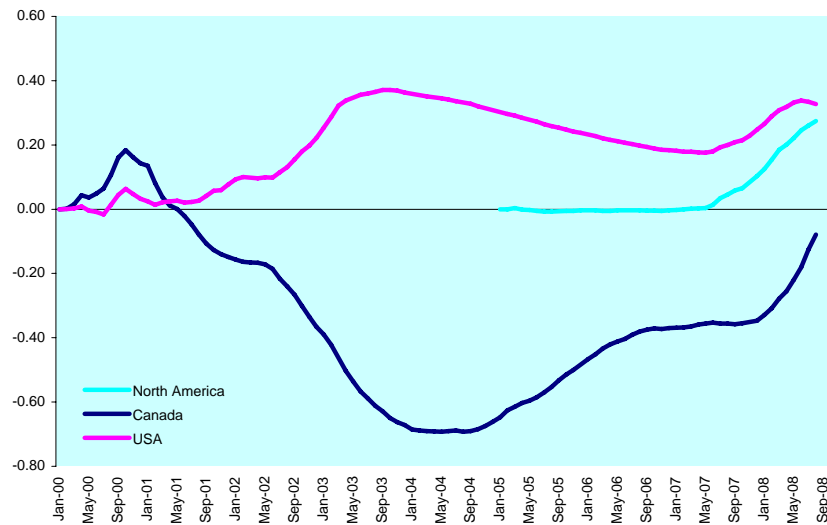
Graph 79: Liquidity (Traded Volume) vs. Volatility (St. Deviation) - North America



Graph 80: Sharp Ratio - North America



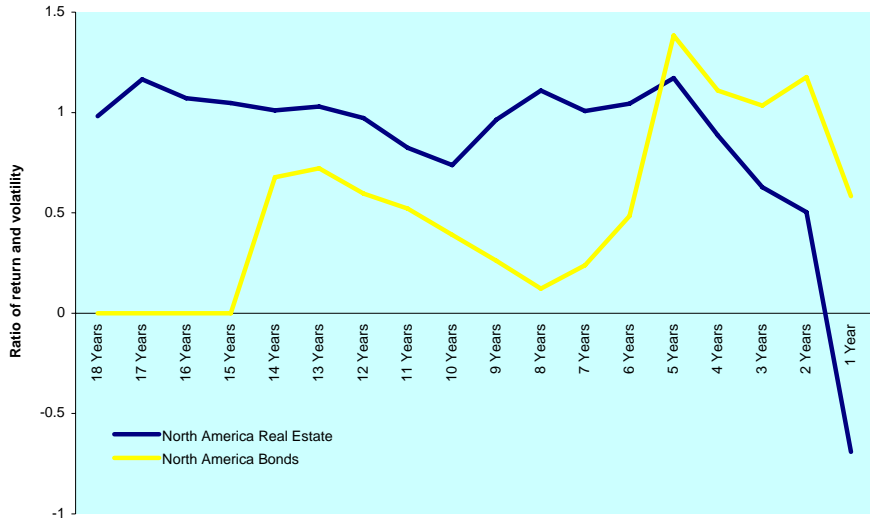
Graph 81: Long Term Beta Coefficient - North America



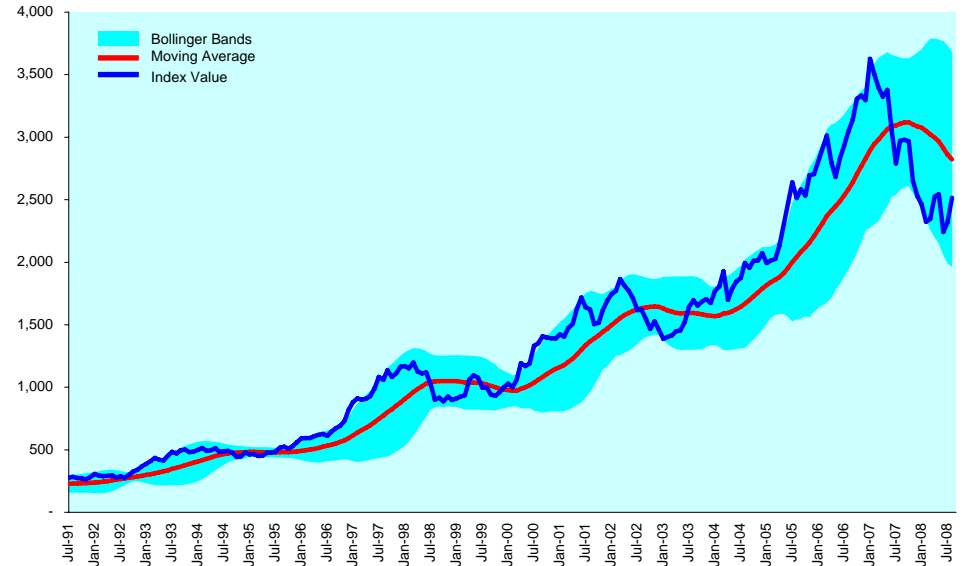
DATE: AUGUST 2008 CONTACT DETAILS:

EPRA: Schiphol Boulevard 283, 1118 BH Schiphol Airport, The Netherlands, T +31 20 405 3830, F +31 20 405 3840, E info@epra.com, W www.epra.com
 NAREIT: 1875 Eye Street, N.W., Suite 600, Washington D.C. 20006, USA, T +1 202 739 9400, F + 1 202 739 9401, E info@nareit.com, W www.nareit.com

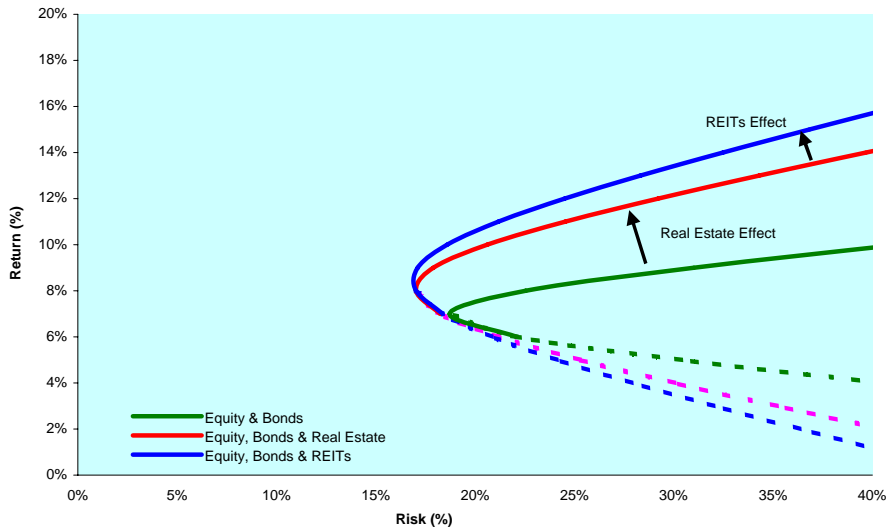
Graph 82: Investment Horizons - North America



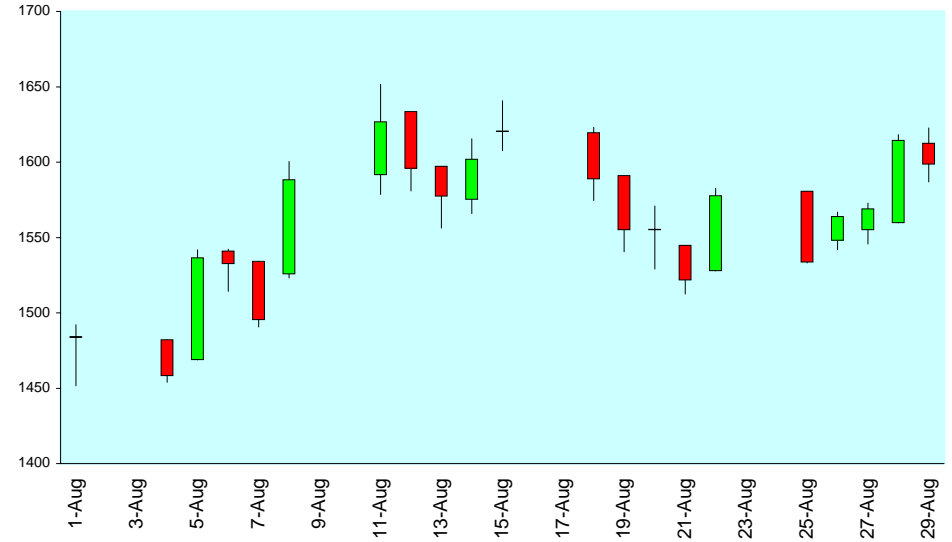
Graph 83: 20 Month Bollinger Bands - North America



Graph 84: Efficient Frontiers - North America



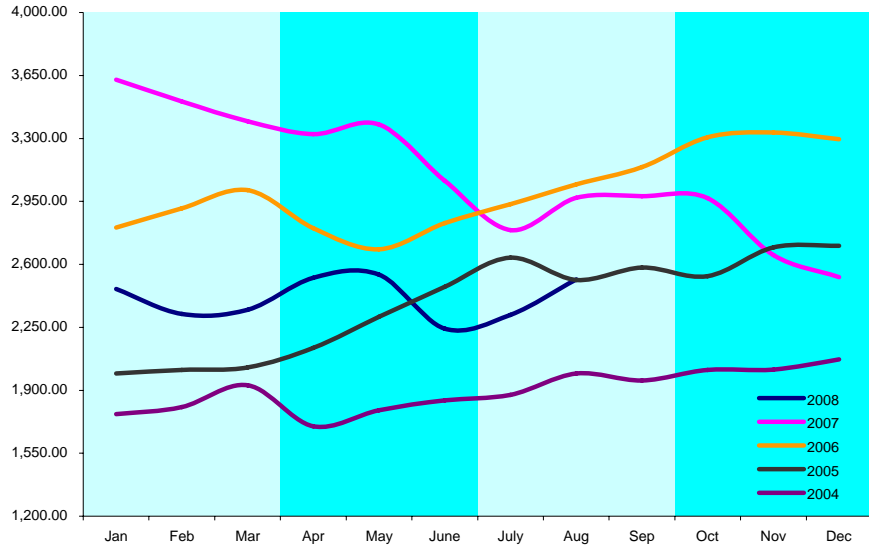
Graph 85: Candlesticks - North America



DATE: AUGUST 2008 CONTACT DETAILS:

EPRA: Schiphol Boulevard 283, 1118 BH Schiphol Airport, The Netherlands, T +31 20 405 3830, F +31 20 405 3840, E info@epra.com, W www.epra.com
 NAREIT: 1875 Eye Street, N.W., Suite 600, Washington D.C. 20006, USA, T +1 202 739 9400, F +1 202 739 9401, E info@nareit.com, W www.nareit.com

Graph 86: Seasonality Chart - North America



DATE: AUGUST 2008 CONTACT DETAILS:

EPRA: Schiphol Boulevard 283, 1118 BH Schiphol Airport, The Netherlands, T +31 20 405 3830, F +31 20 405 3840, E info@epra.com, W www.epra.com
NAREIT: 1875 Eye Street, N.W., Suite 600, Washington D.C. 20006, USA, T +1 202 739 9400, F +1 202 739 9401, E info@nareit.com, W www.nareit.com

Section 5

Individual Countries *

* This section contains selected country graphs. Other graphs and graphs for other countries are available upon request.

DATE: AUGUST 2008 CONTACT DETAILS:

EPRA: Schiphol Boulevard 283, 1118 BH Schiphol Airport, The Netherlands, T +31 20 405 3830, F +31 20 405 3840, E info@epra.com, W www.epra.com
NAREIT: 1875 Eye Street, N.W., Suite 600, Washington D.C. 20006, USA, T +1 202 739 9400, F + 1 202 739 9401, E info@nareit.com, W www.nareit.com

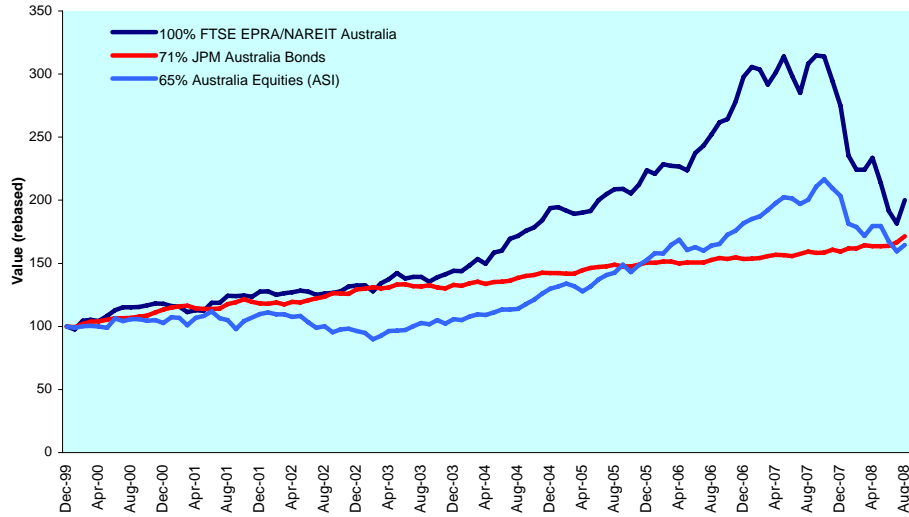
Section 5.1

Australia

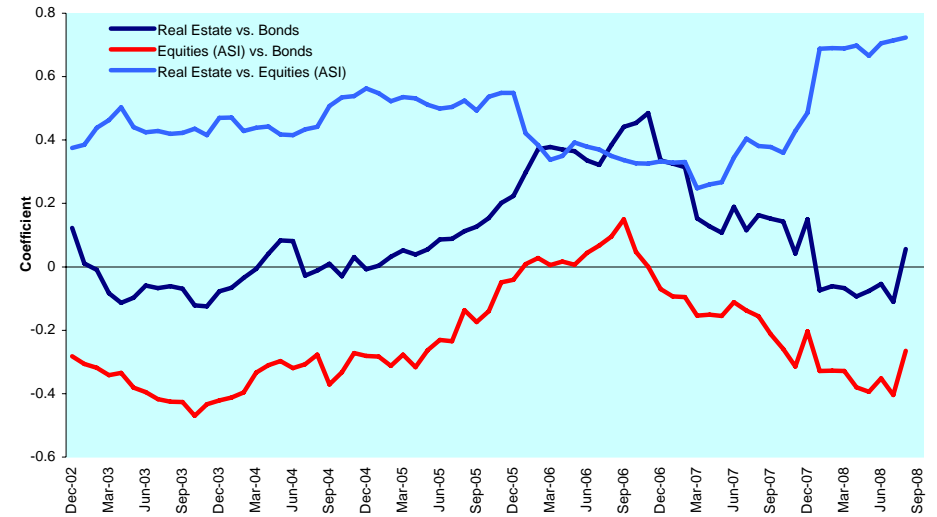
DATE: AUGUST 2008 CONTACT DETAILS:

EPRA: Schiphol Boulevard 283, 1118 BH Schiphol Airport, The Netherlands, T +31 20 405 3830, F +31 20 405 3840, E info@epra.com, W www.epra.com
NAREIT: 1875 Eye Street, N.W., Suite 600, Washington D.C. 20006, USA, T +1 202 739 9400, F + 1 202 739 9401, E info@nareit.com, W www.nareit.com

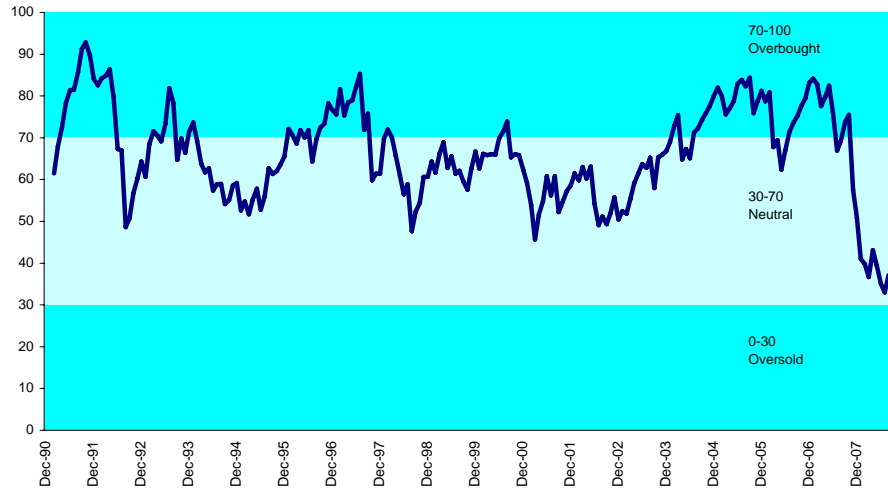
Graph 87: Bonds, Equities & Real Estate - Australia



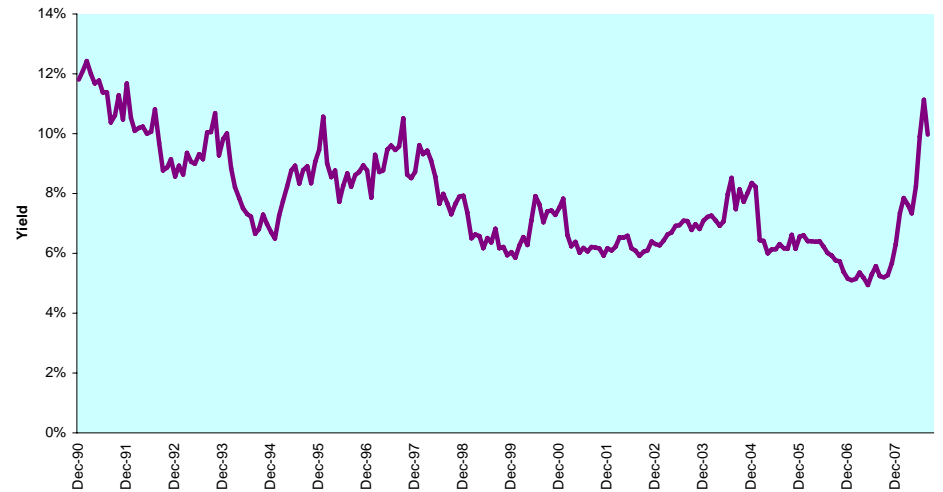
Graph 88: Asset Classes Correlations - Australia



Graph 89: Relative Strength Indicator - Australia



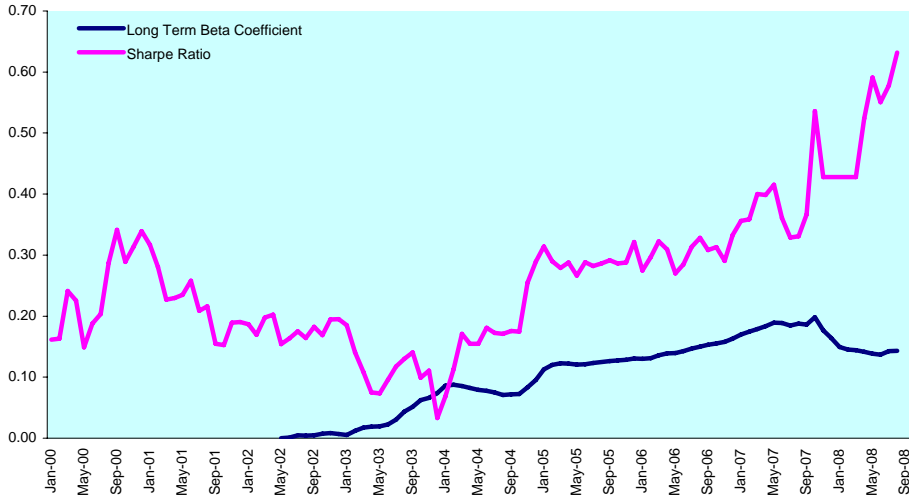
Graph 90: 12 Months Dividend Yields - Australia



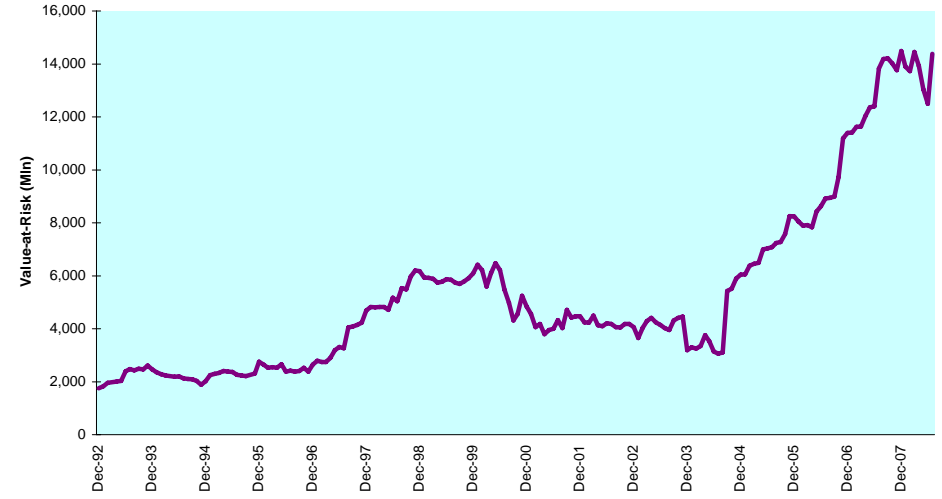
DATE: AUGUST 2008 CONTACT DETAILS:

EPRA: Schiphol Boulevard 283, 1118 BH Schiphol Airport, The Netherlands, T +31 20 405 3830, F +31 20 405 3840, E info@epra.com, W www.epra.com
 NAREIT: 1875 Eye Street, N.W., Suite 600, Washington D.C. 20006, USA, T +1 202 739 9400, F +1 202 739 9401, E info@nareit.com, W www.nareit.com

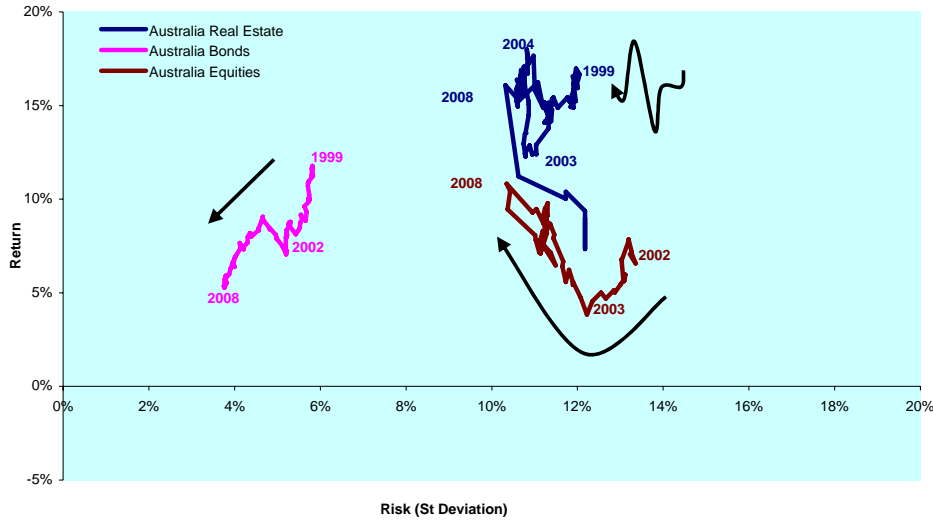
Graph 91: Long Term Beta Coefficient & Sharpe Ratio - Australia



Graph 92: Equally Weighted Value-at-Risk - Australia



Graph 93: Rolling 10 Years Risk/Return Profiles - Australia



DATE: AUGUST 2008 CONTACT DETAILS:

EPRA: Schiphol Boulevard 283, 1118 BH Schiphol Airport, The Netherlands, T +31 20 405 3830, F +31 20 405 3840, E info@epra.com, W www.epra.com
 NAREIT: 1875 Eye Street, N.W., Suite 600, Washington D.C. 20006, USA, T +1 202 739 9400, F +1 202 739 9401, E info@nareit.com, W www.nareit.com

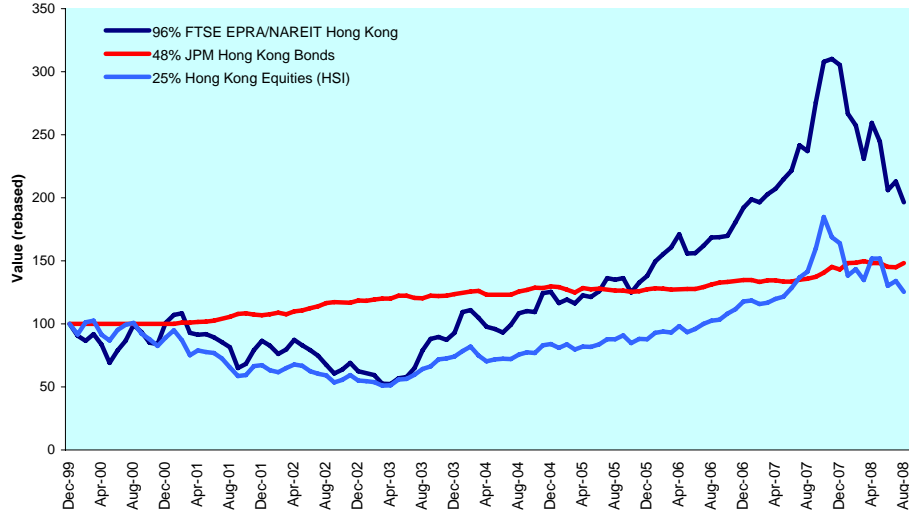
Section 5.2

Hong Kong

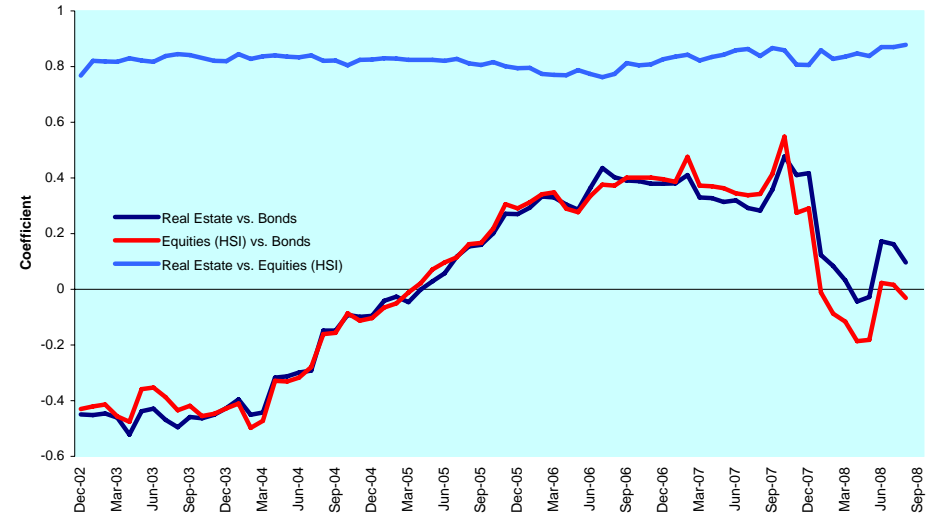
DATE: AUGUST 2008 CONTACT DETAILS:

EPRA: Schiphol Boulevard 283, 1118 BH Schiphol Airport, The Netherlands, T +31 20 405 3830, F +31 20 405 3840, E info@epra.com, W www.epra.com
NAREIT: 1875 Eye Street, N.W., Suite 600, Washington D.C. 20006, USA, T +1 202 739 9400, F + 1 202 739 9401, E info@nareit.com, W www.nareit.com

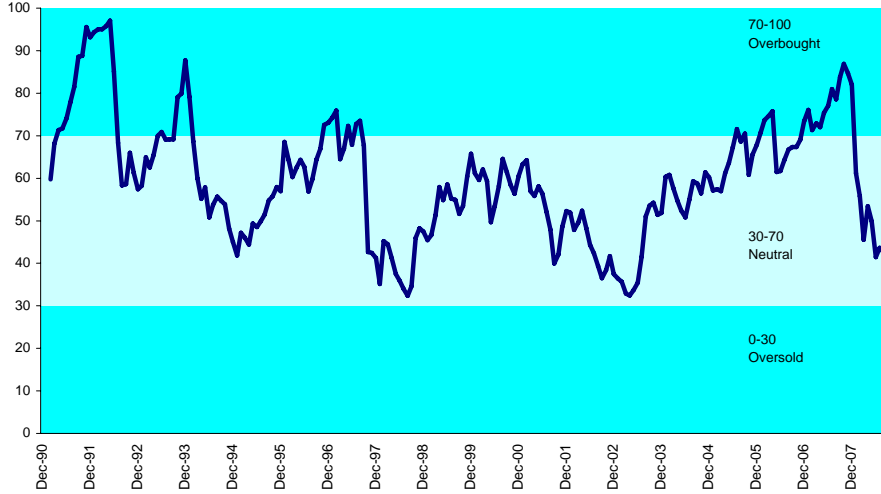
Graph 94: Bonds, Equities & Real Estate - Hong Kong



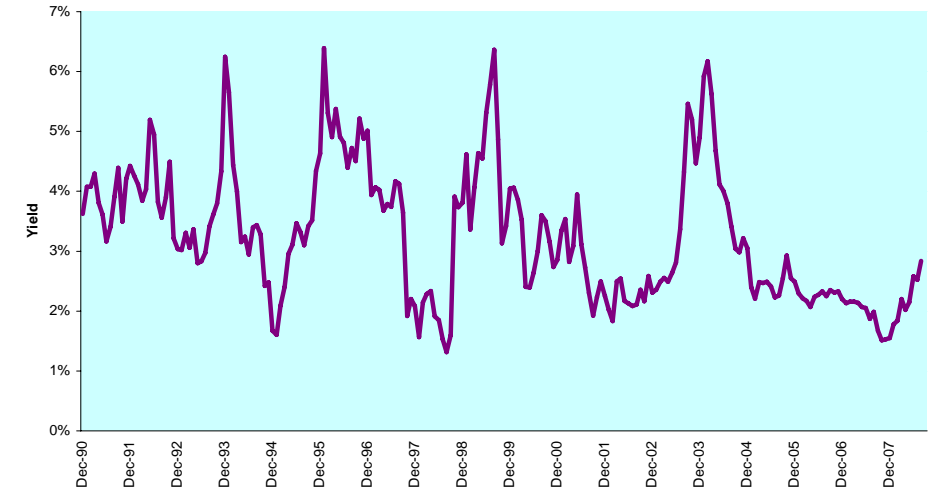
Graph 95: Asset Classes Correlations - Hong Kong



Graph 96: Relative Strength Indicator - Hong Kong



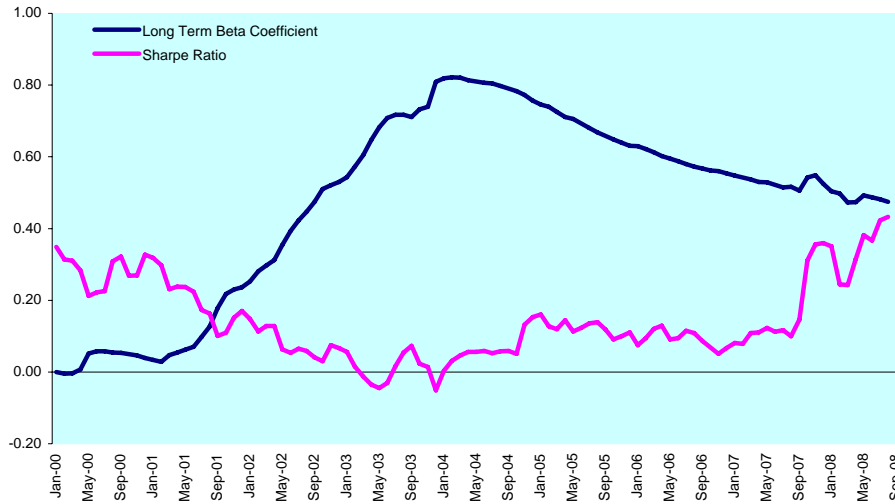
Graph 97: 12 Months Dividend Yields - Hong Kong



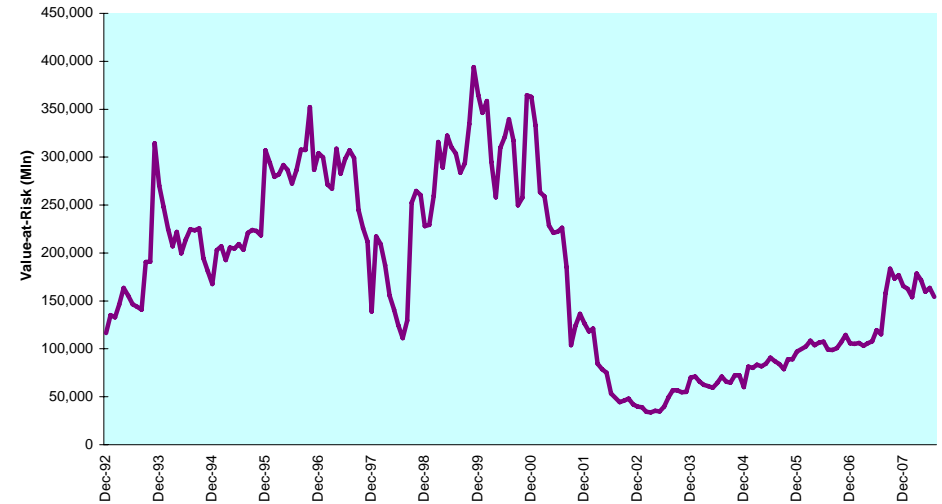
DATE: AUGUST 2008 CONTACT DETAILS:

EPRA: Schiphol Boulevard 283, 1118 BH Schiphol Airport, The Netherlands, T +31 20 405 3830, F +31 20 405 3840, E info@epra.com, W www.epra.com
 NAREIT: 1875 Eye Street, N.W., Suite 600, Washington D.C. 20006, USA, T +1 202 739 9400, F +1 202 739 9401, E info@nareit.com, W www.nareit.com

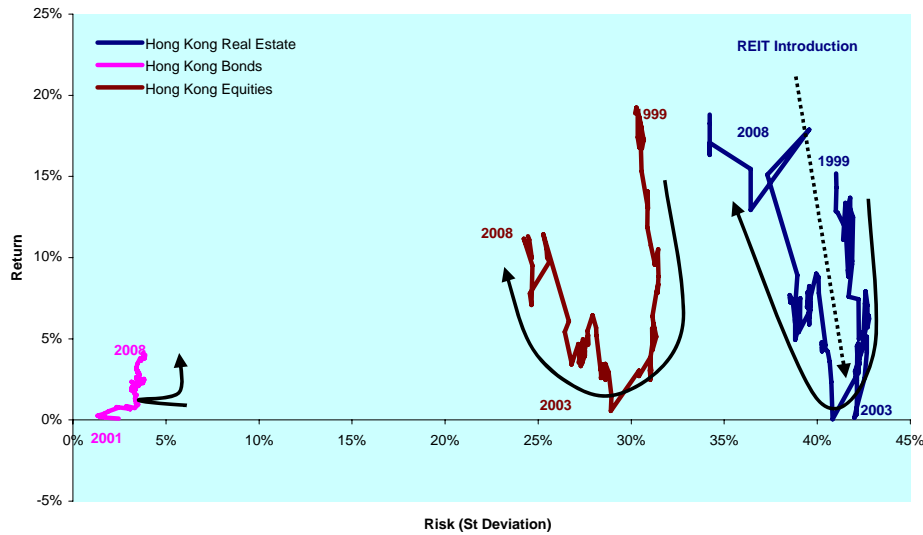
Graph 98: Long Term Beta Coefficient & Sharpe Ratio - Hong Kong



Graph 99: Equally Weighted Value-at-Risk - Hong Kong



Graph 100: Rolling 10 Years Risk/Return Profiles - Hong Kong



DATE: AUGUST 2008 CONTACT DETAILS:

EPRA: Schiphol Boulevard 283, 1118 BH Schiphol Airport, The Netherlands, T +31 20 405 3830, F +31 20 405 3840, E info@epra.com, W www.epra.com
 NAREIT: 1875 Eye Street, N.W., Suite 600, Washington D.C. 20006, USA, T +1 202 739 9400, F +1 202 739 9401, E info@nareit.com, W www.nareit.com

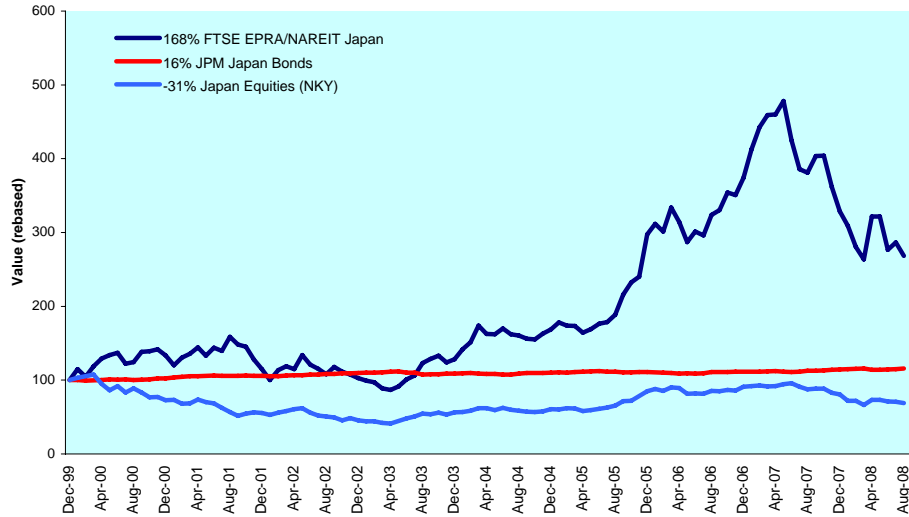
Section 5.3

Japan

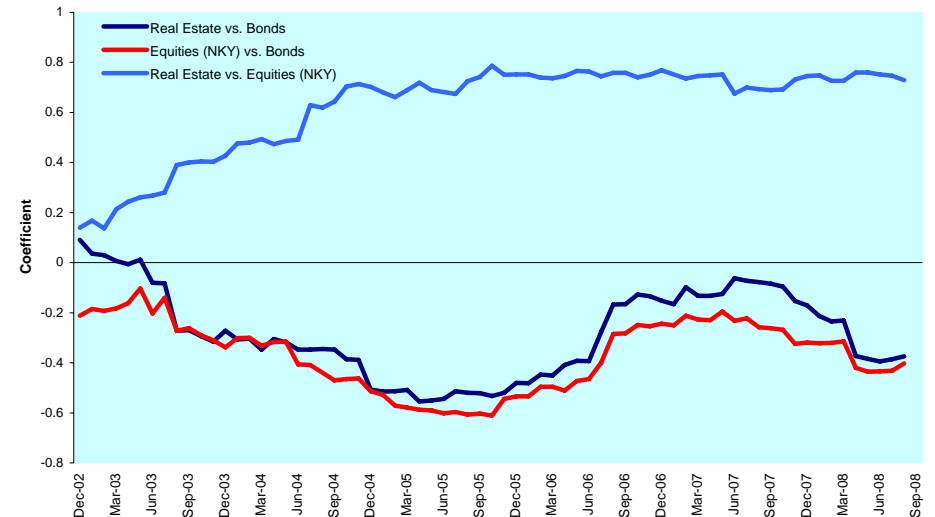
DATE: AUGUST 2008 CONTACT DETAILS:

EPRA: Schiphol Boulevard 283, 1118 BH Schiphol Airport, The Netherlands, T +31 20 405 3830, F +31 20 405 3840, E info@epra.com, W www.epra.com
NAREIT: 1875 Eye Street, N.W., Suite 600, Washington D.C. 20006, USA, T +1 202 739 9400, F + 1 202 739 9401, E info@nareit.com, W www.nareit.com

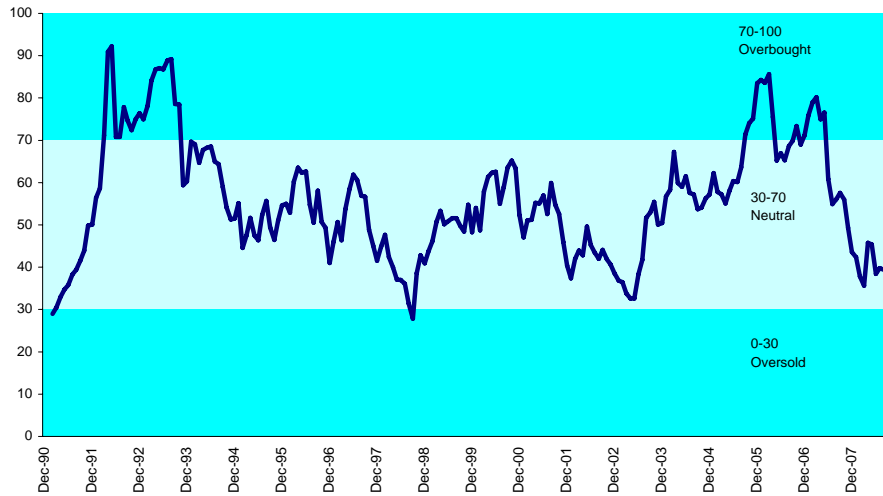
Graph 101: Bonds, Equities & Real Estate - Japan



Graph 102: Asset Classes Correlations - Japan



Graph 103: Relative Strength Indicator - Japan



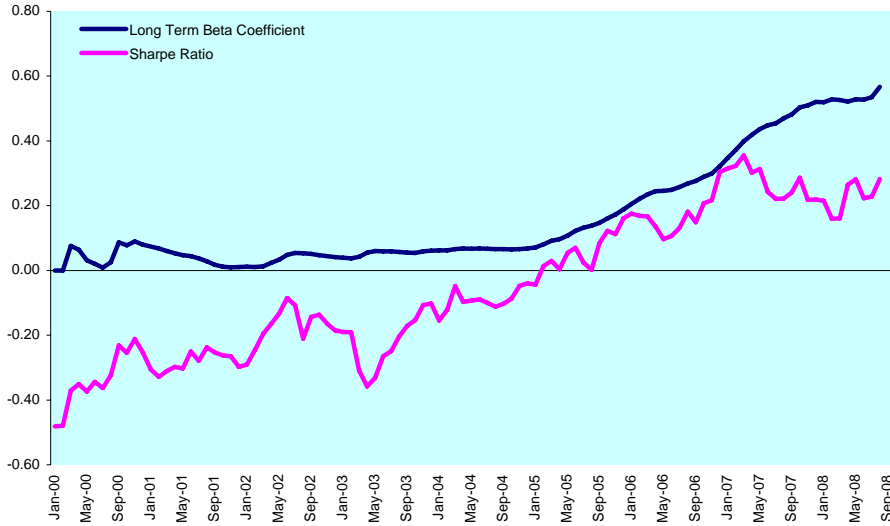
Graph 104: 12 Months Dividend Yields - Japan



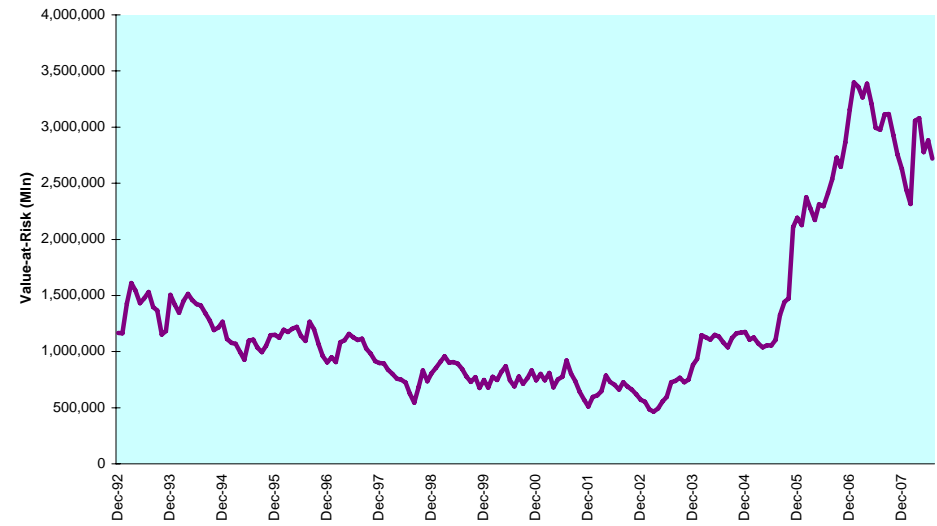
DATE: AUGUST 2008 CONTACT DETAILS:

EPRA: Schiphol Boulevard 283, 1118 BH Schiphol Airport, The Netherlands, T +31 20 405 3830, F +31 20 405 3840, E info@epra.com, W www.epra.com
 NAREIT: 1875 Eye Street, N.W., Suite 600, Washington D.C. 20006, USA, T +1 202 739 9400, F +1 202 739 9401, E info@nareit.com, W www.nareit.com

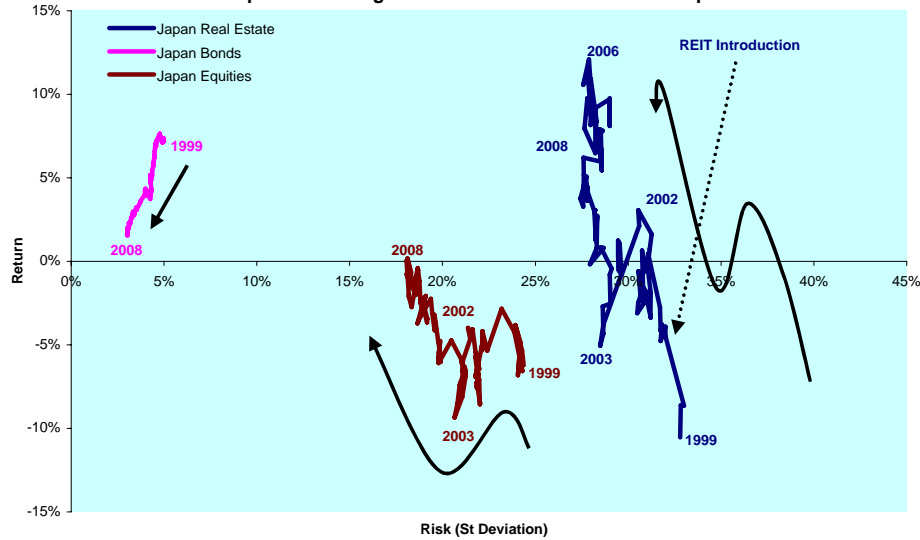
Graph 105: Long Term Beta Coefficient & Sharpe Ratio - Japan



Graph 106: Equally Weighted Value-at-Risk - Japan



Graph 107: Rolling 10 Years Risk/Return Profiles - Japan



DATE: AUGUST 2008 CONTACT DETAILS:

EPRA: Schiphol Boulevard 283, 1118 BH Schiphol Airport, The Netherlands, T +31 20 405 3830, F +31 20 405 3840, E info@epra.com, W www.epra.com
 NAREIT: 1875 Eye Street, N.W., Suite 600, Washington D.C. 20006, USA, T +1 202 739 9400, F + 1 202 739 9401, E info@nareit.com, W www.nareit.com

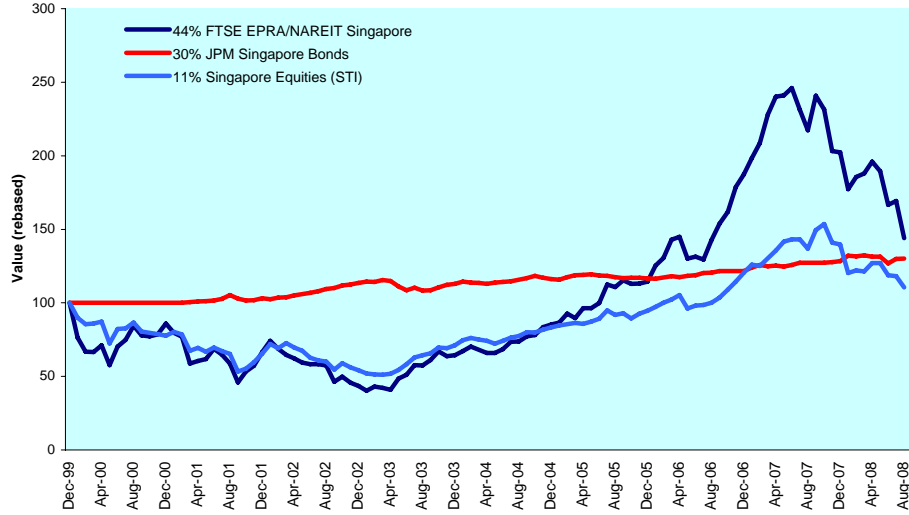
Section 5.4

Singapore

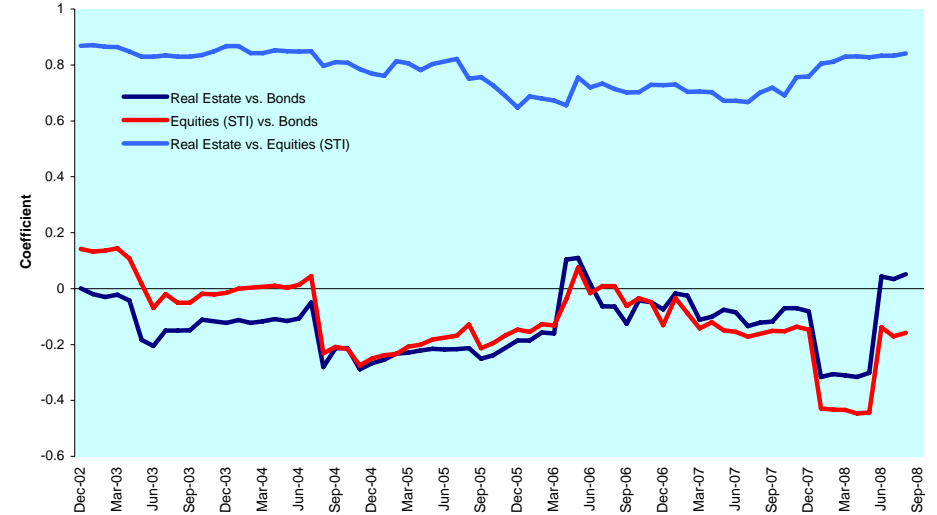
DATE: AUGUST 2008 CONTACT DETAILS:

EPRA: Schiphol Boulevard 283, 1118 BH Schiphol Airport, The Netherlands, T +31 20 405 3830, F +31 20 405 3840, E info@epra.com, W www.epra.com
NAREIT: 1875 Eye Street, N.W., Suite 600, Washington D.C. 20006, USA, T +1 202 739 9400, F + 1 202 739 9401, E info@nareit.com, W www.nareit.com

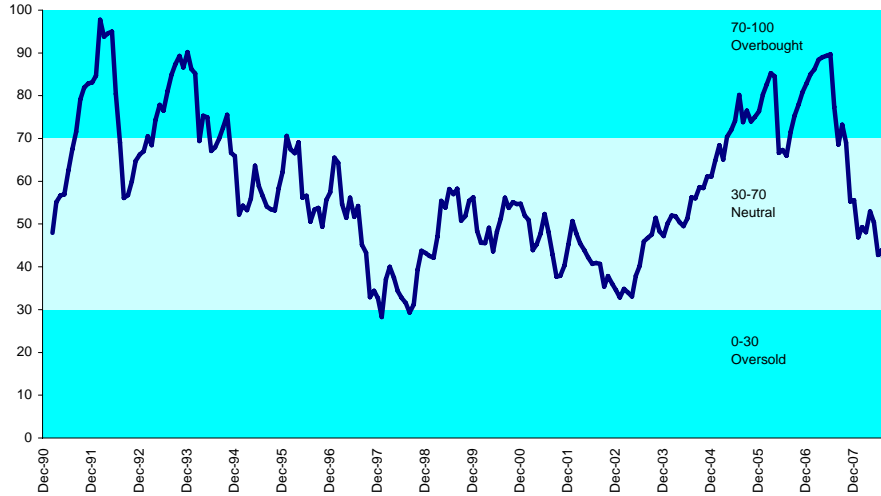
Graph 108: Bonds, Equities & Real Estate - Singapore



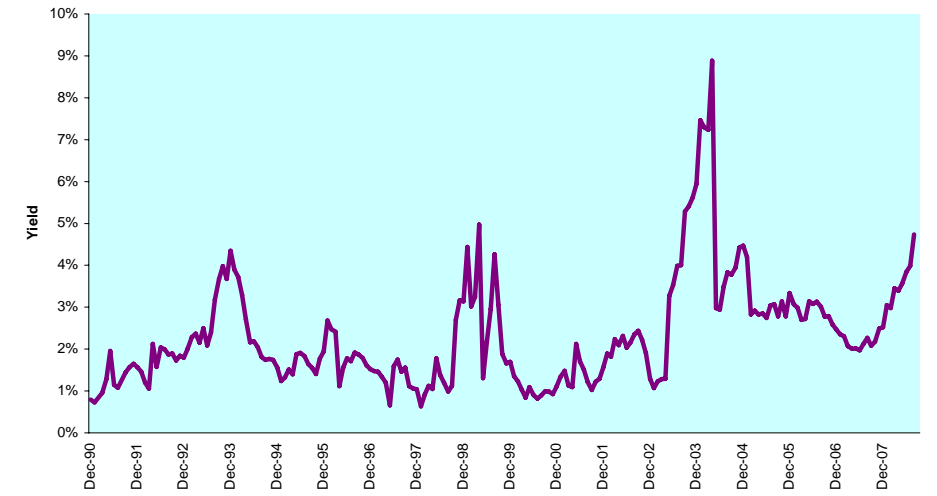
Graph 109: Asset Classes Correlations - Singapore



Graph 110: Relative Strength Indicator - Singapore



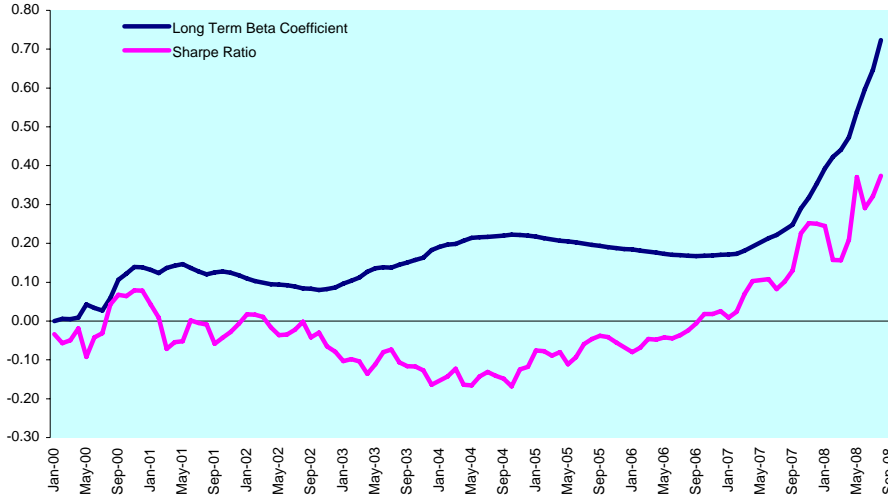
Graph 111: 12 Months Dividend Yields - Singapore



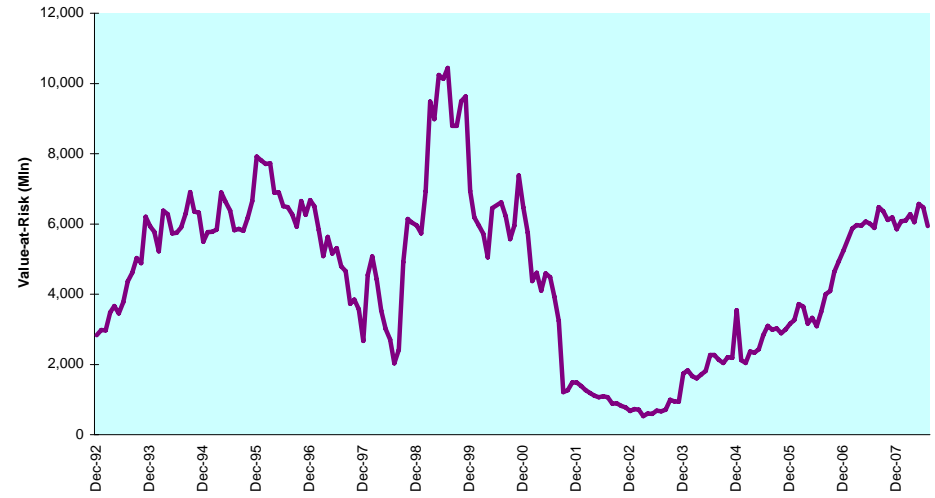
DATE: AUGUST 2008 CONTACT DETAILS:

EPRA: Schiphol Boulevard 283, 1118 BH Schiphol Airport, The Netherlands, T +31 20 405 3830, F +31 20 405 3840, E info@epra.com, W www.epra.com
 NAREIT: 1875 Eye Street, N.W., Suite 600, Washington D.C. 20006, USA, T +1 202 739 9400, F +1 202 739 9401, E info@nareit.com, W www.nareit.com

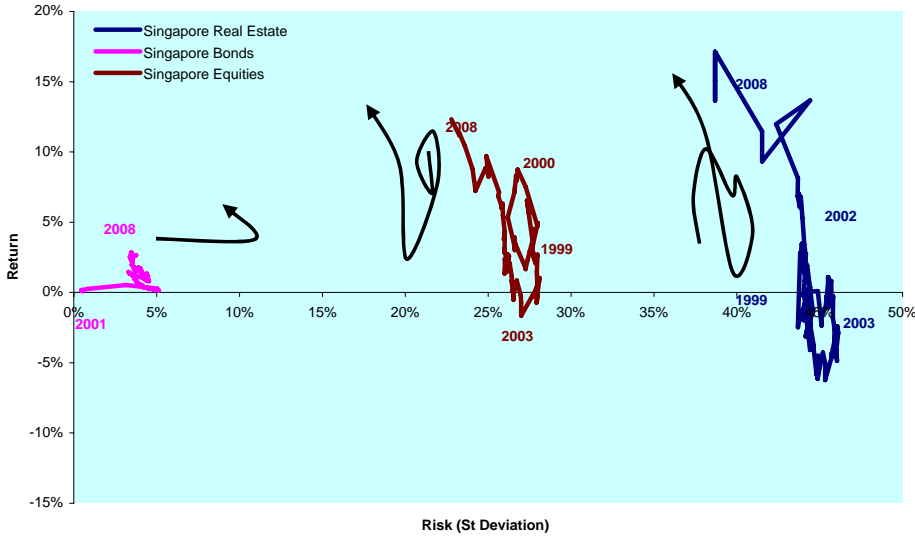
Graph 112: Long Term Beta Coefficient & Sharpe Ratio - Singapore



Graph 113: Equally Weighted Value-at-Risk - Singapore



Graph 114: Rolling 10 Years Risk/Return Profiles - Singapore



DATE: AUGUST 2008 CONTACT DETAILS:

EPRA: Schiphol Boulevard 283, 1118 BH Schiphol Airport, The Netherlands, T +31 20 405 3830, F +31 20 405 3840, E info@epra.com, W www.epra.com
 NAREIT: 1875 Eye Street, N.W., Suite 600, Washington D.C. 20006, USA, T +1 202 739 9400, F +1 202 739 9401, E info@nareit.com, W www.nareit.com

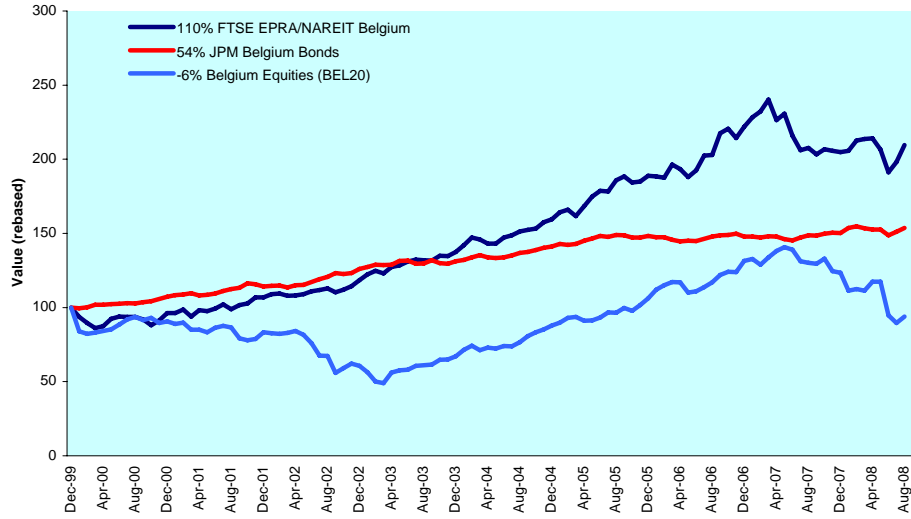
Section 5.5

Belgium

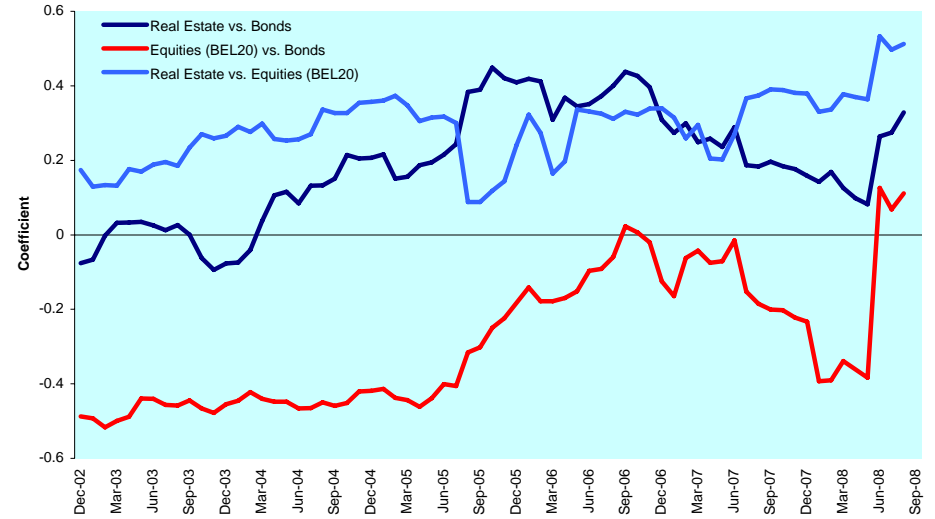
DATE: AUGUST 2008 CONTACT DETAILS:

EPRA: Schiphol Boulevard 283, 1118 BH Schiphol Airport, The Netherlands, T +31 20 405 3830, F +31 20 405 3840, E info@epra.com, W www.epra.com
NAREIT: 1875 Eye Street, N.W., Suite 600, Washington D.C. 20006, USA, T +1 202 739 9400, F + 1 202 739 9401, E info@nareit.com, W www.nareit.com

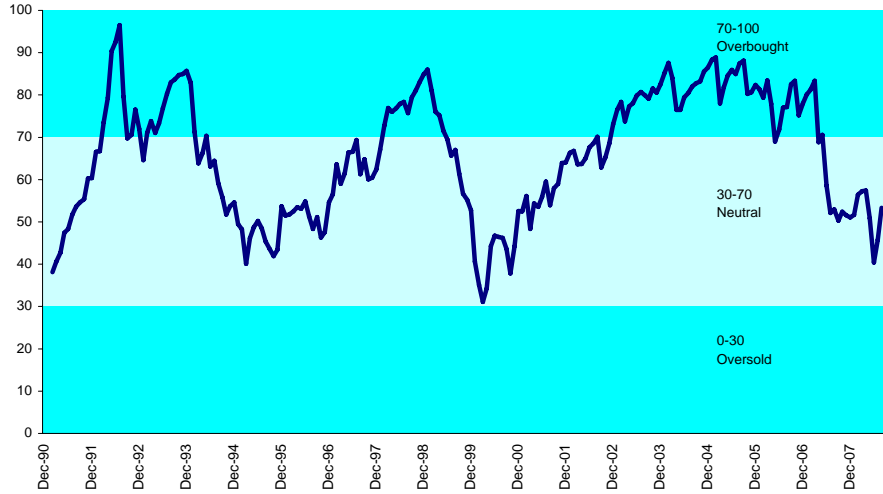
Graph 115: Bonds, Equities & Real Estate - Belgium



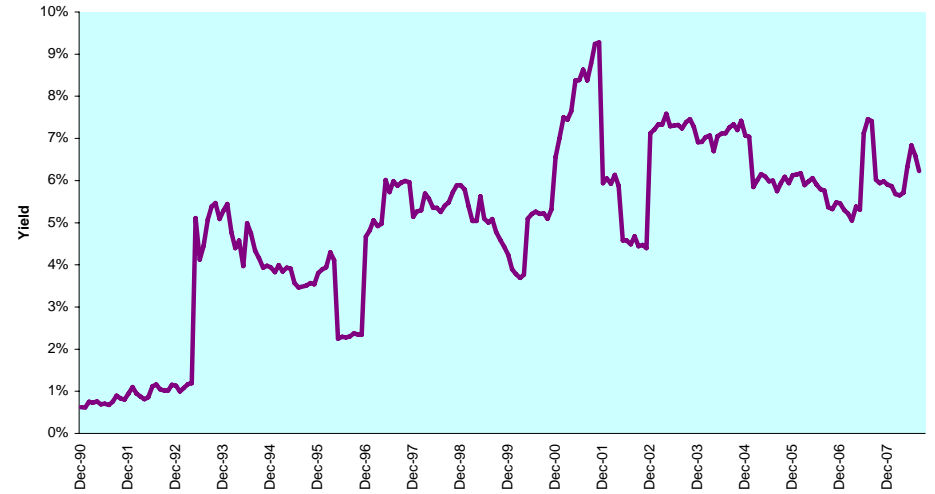
Graph 116: Asset Classes Correlations - Belgium



Graph 117: Relative Strength Indicator - Belgium



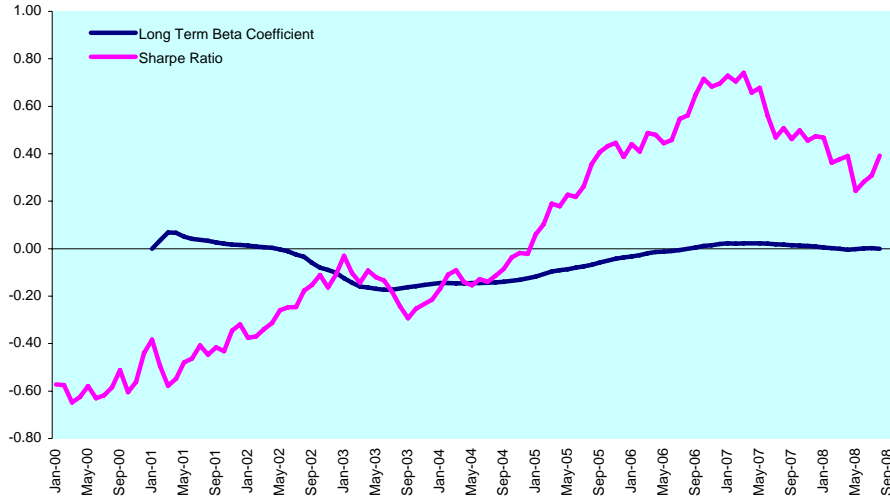
Graph 118: 12 Months Dividend Yields - Belgium



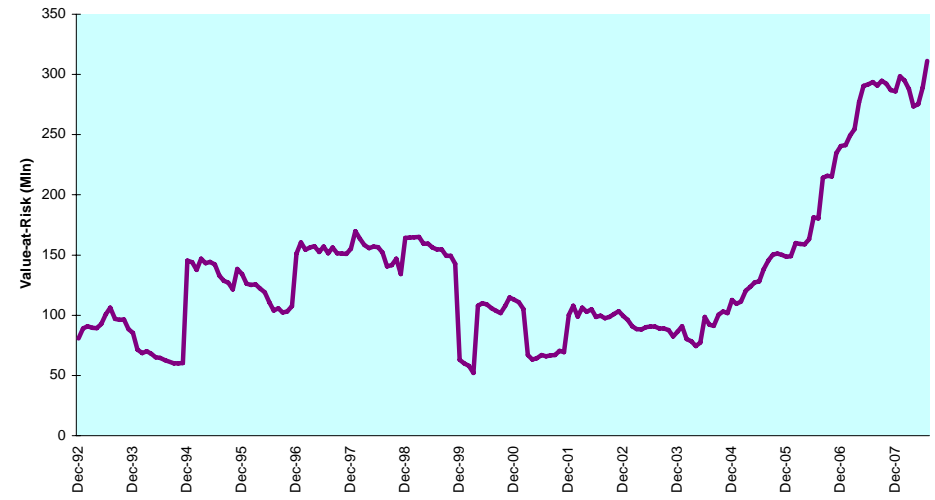
DATE: AUGUST 2008 CONTACT DETAILS:

EPRA: Schiphol Boulevard 283, 1118 BH Schiphol Airport, The Netherlands, T +31 20 405 3830, F +31 20 405 3840, E info@epra.com, W www.epra.com
 NAREIT: 1875 Eye Street, N.W., Suite 600, Washington D.C. 20006, USA, T +1 202 739 9400, F +1 202 739 9401, E info@nareit.com, W www.nareit.com

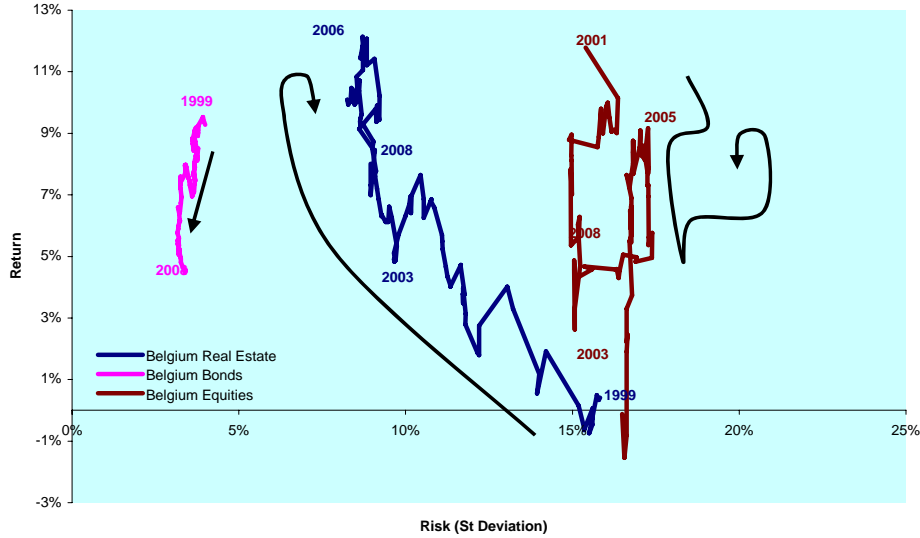
Graph 119: Long Term Beta Coefficient & Sharpe Ratio - Belgium



Graph 120: Equally Weighted Value-at-Risk - Belgium



Graph 121: Rolling 10 Years Risk/Return Profiles - Belgium



DATE: AUGUST 2008 CONTACT DETAILS:

EPRA: Schiphol Boulevard 283, 1118 BH Schiphol Airport, The Netherlands, T +31 20 405 3830, F +31 20 405 3840, E info@epra.com, W www.epra.com
 NAREIT: 1875 Eye Street, N.W., Suite 600, Washington D.C. 20006, USA, T +1 202 739 9400, F +1 202 739 9401, E info@nareit.com, W www.nareit.com

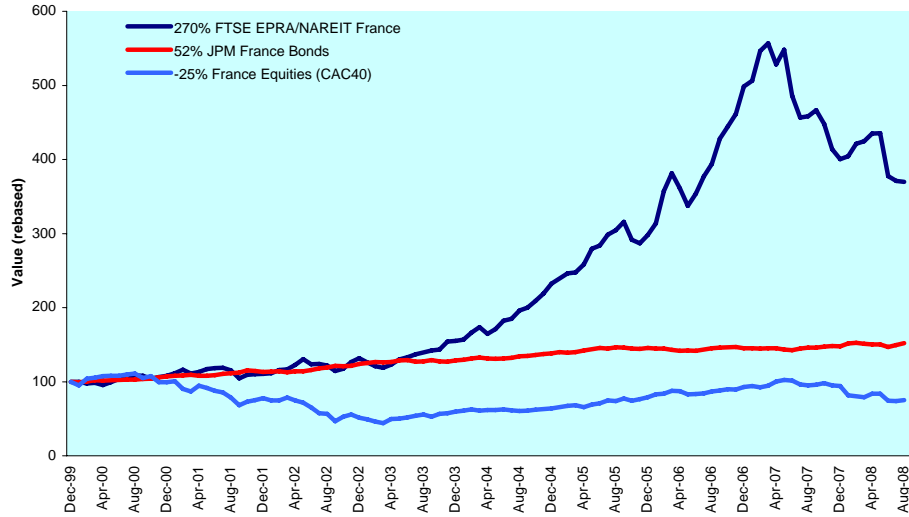
Section 5.6

France

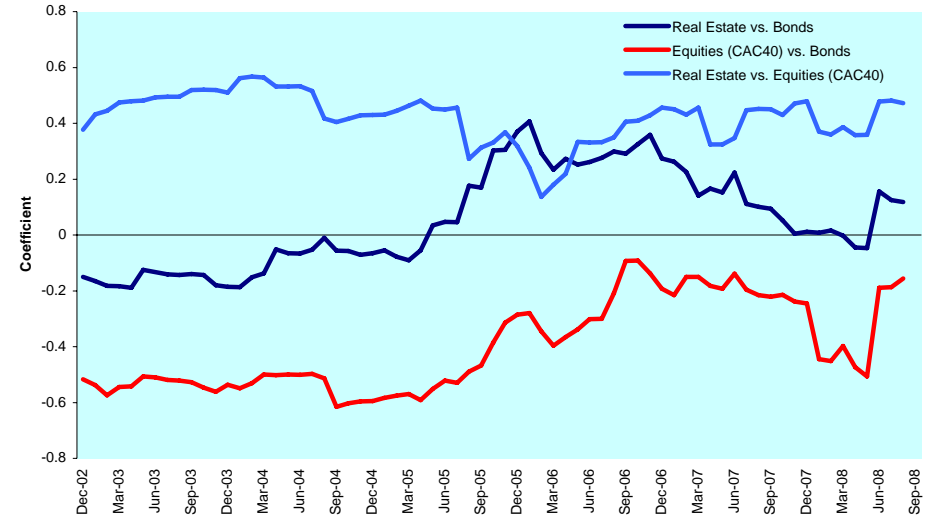
DATE: AUGUST 2008 CONTACT DETAILS:

EPRA: Schiphol Boulevard 283, 1118 BH Schiphol Airport, The Netherlands, T +31 20 405 3830, F +31 20 405 3840, E info@epra.com, W www.epra.com
NAREIT: 1875 Eye Street, N.W., Suite 600, Washington D.C. 20006, USA, T +1 202 739 9400, F + 1 202 739 9401, E info@nareit.com, W www.nareit.com

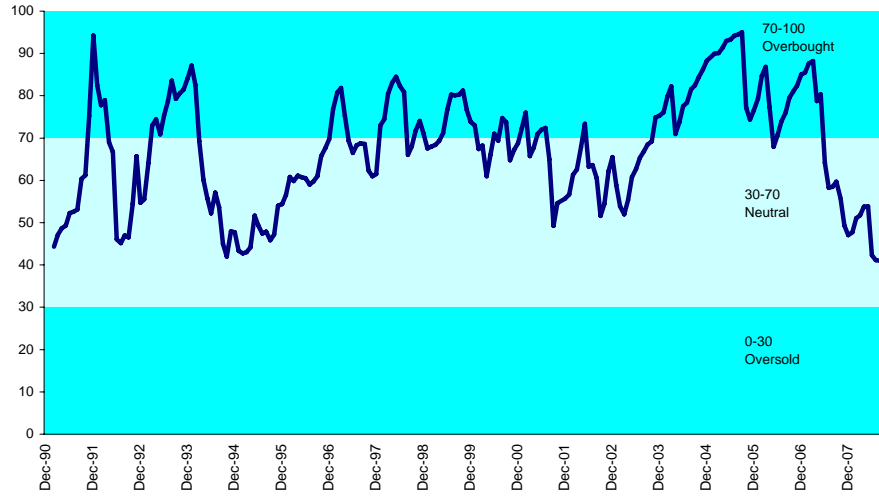
Graph 122: Bonds, Equities & Real Estate - France



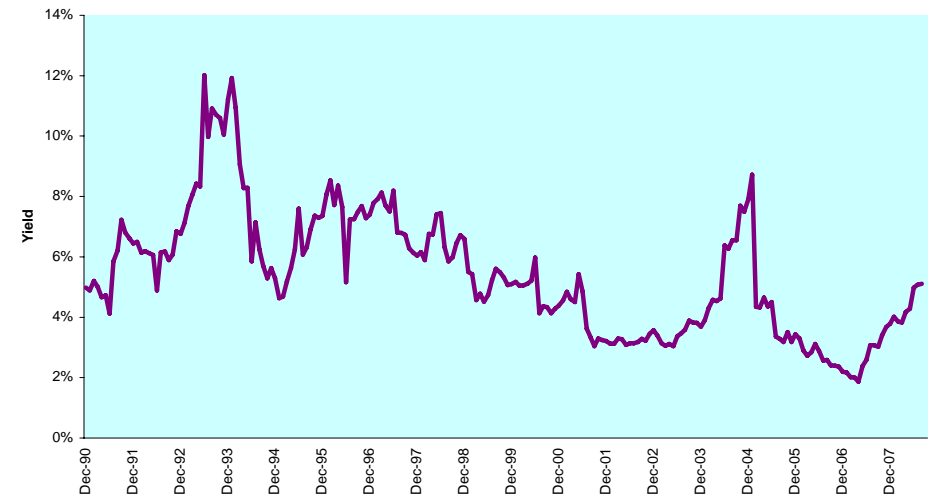
Graph 123: Asset Classes Correlations - France



Graph 124: Relative Strength Indicator - France



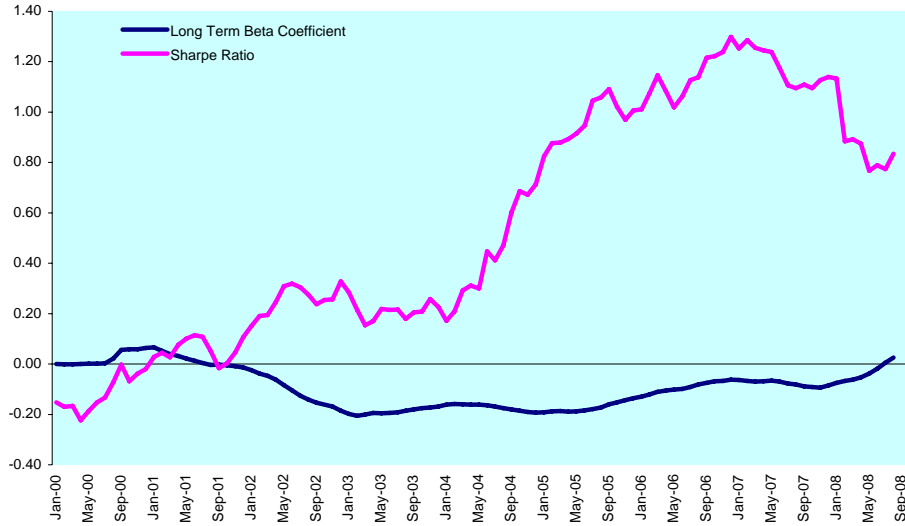
Graph 125: 12 Months Dividend Yields - France



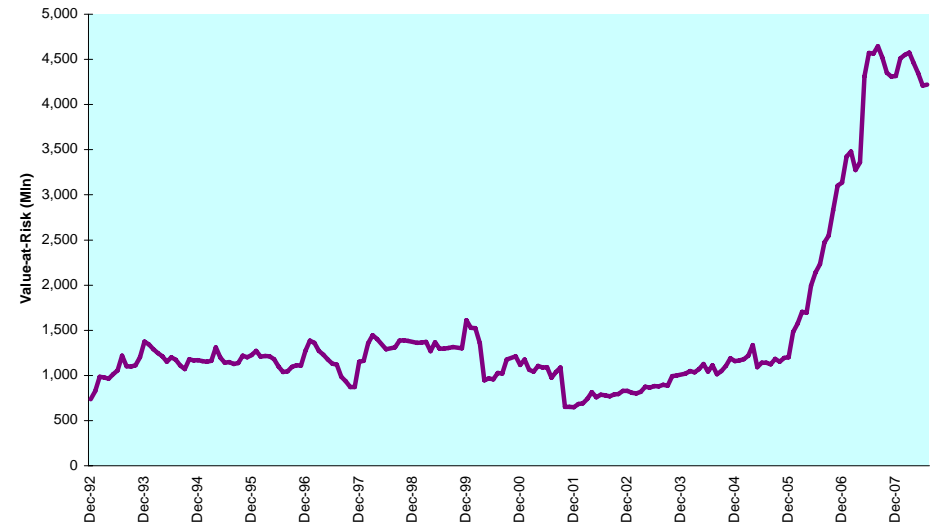
DATE: AUGUST 2008 CONTACT DETAILS:

EPRA: Schiphol Boulevard 283, 1118 BH Schiphol Airport, The Netherlands, T +31 20 405 3830, F +31 20 405 3840, E info@epra.com, W www.epra.com
 NAREIT: 1875 Eye Street, N.W., Suite 600, Washington D.C. 20006, USA, T +1 202 739 9400, F +1 202 739 9401, E info@nareit.com, W www.nareit.com

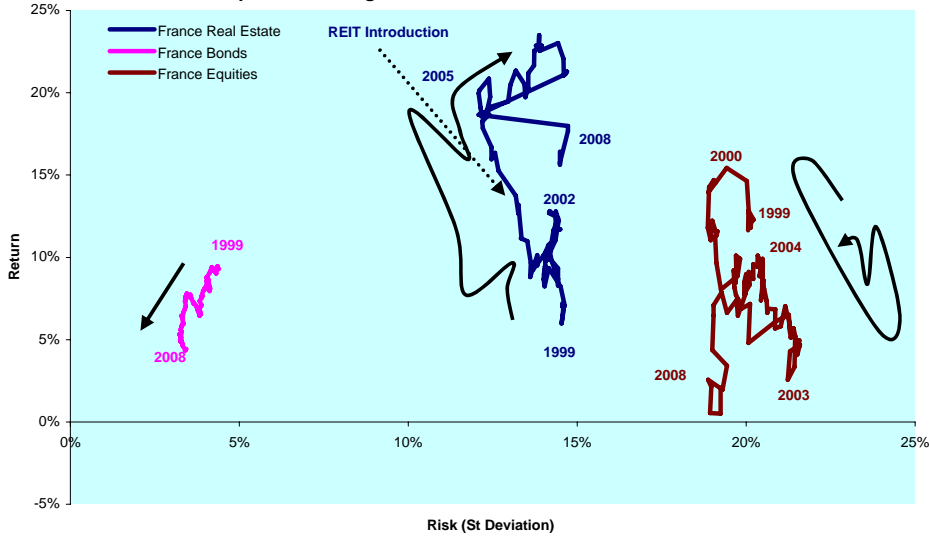
Graph 126: Long Term Beta Coefficient & Sharpe Ratio - France



Graph 127: Equally Weighted Value-at-Risk - France



Graph 128: Rolling 10 Years Risk/Return Profiles - France



DATE: AUGUST 2008 CONTACT DETAILS:

EPRA: Schiphol Boulevard 283, 1118 BH Schiphol Airport, The Netherlands, T +31 20 405 3830, F +31 20 405 3840, E info@epra.com, W www.epra.com
 NAREIT: 1875 Eye Street, N.W., Suite 600, Washington D.C. 20006, USA, T +1 202 739 9400, F +1 202 739 9401, E info@nareit.com, W www.nareit.com

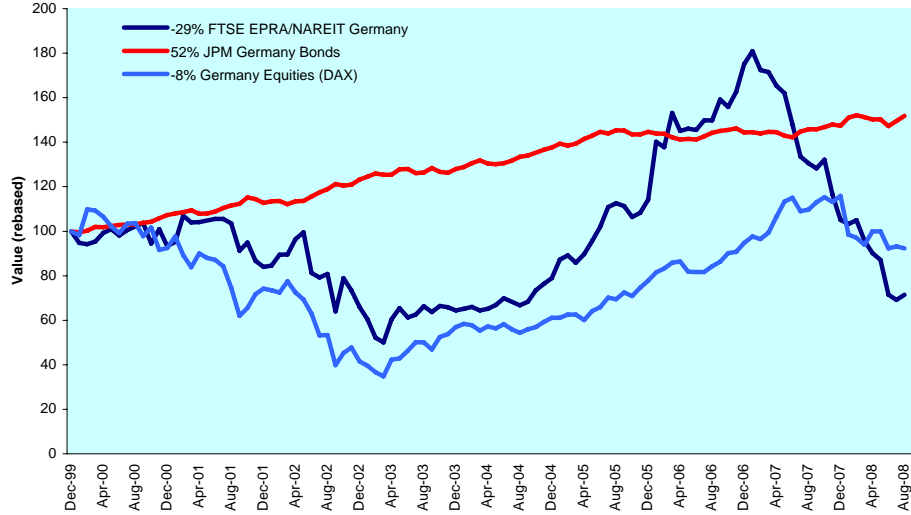
Section 5.7

Germany

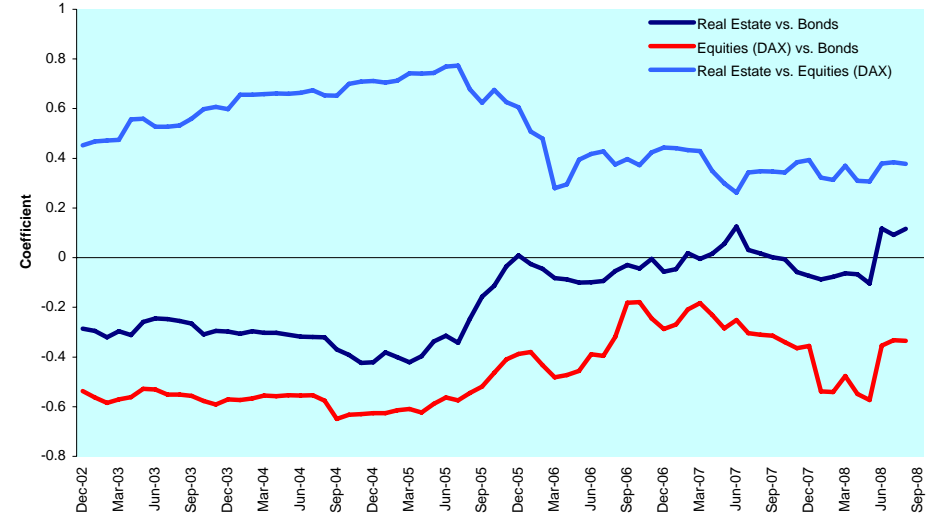
DATE: AUGUST 2008 CONTACT DETAILS:

EPRA: Schiphol Boulevard 283, 1118 BH Schiphol Airport, The Netherlands, T +31 20 405 3830, F +31 20 405 3840, E info@epra.com, W www.epra.com
NAREIT: 1875 Eye Street, N.W., Suite 600, Washington D.C. 20006, USA, T +1 202 739 9400, F + 1 202 739 9401, E info@nareit.com, W www.nareit.com

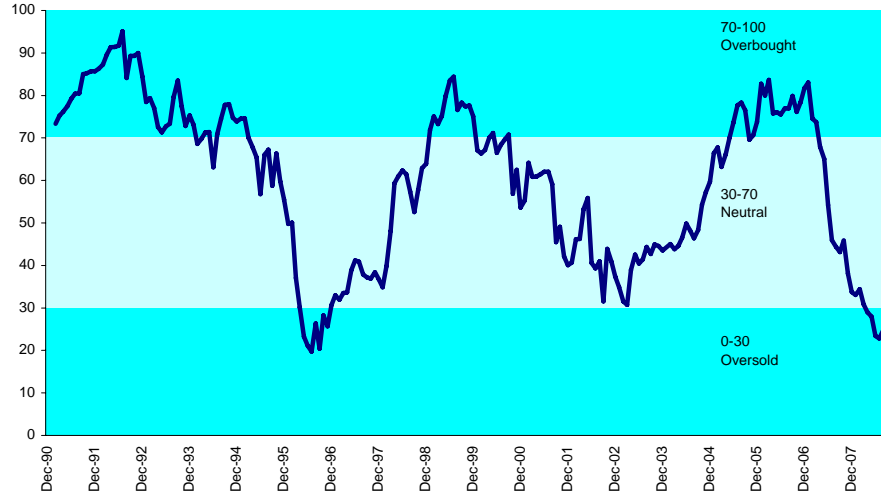
Graph 129: Bonds, Equities & Real Estate - Germany



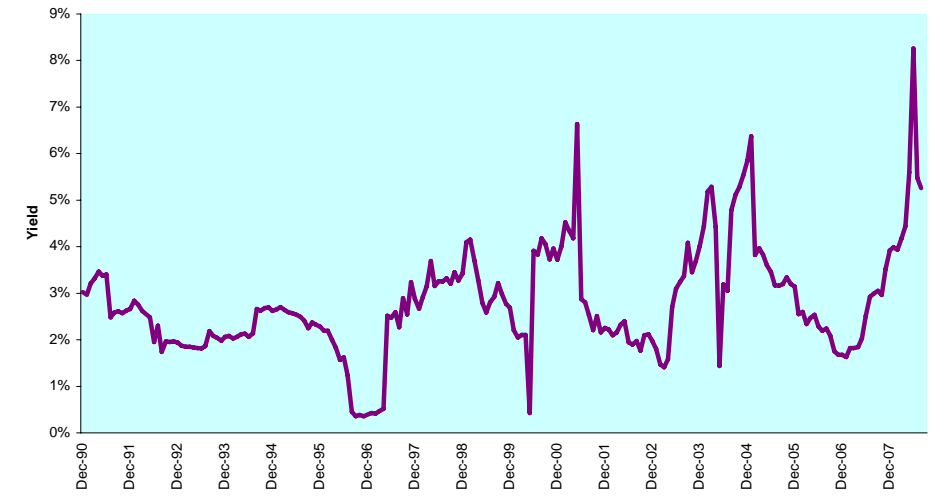
Graph 130: Asset Classes Correlations - Germany



Graph 131: Relative Strength Indicator - Germany



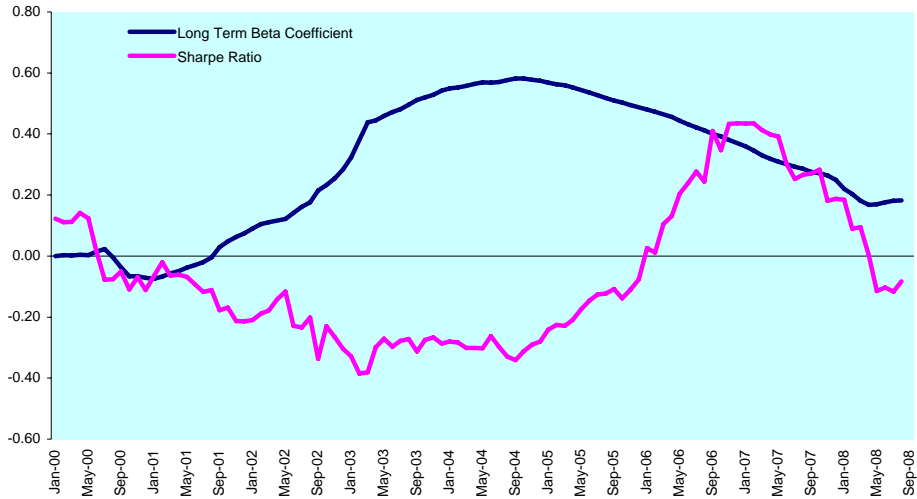
Graph 132: 12 Months Dividend Yields - Germany



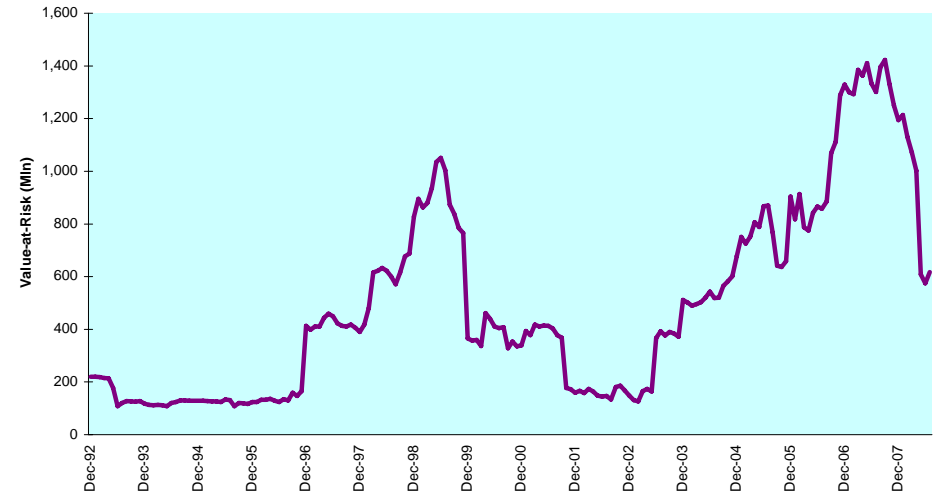
DATE: AUGUST 2008 CONTACT DETAILS:

EPRA: Schiphol Boulevard 283, 1118 BH Schiphol Airport, The Netherlands, T +31 20 405 3830, F +31 20 405 3840, E info@epra.com, W www.epra.com
 NAREIT: 1875 Eye Street, N.W., Suite 600, Washington D.C. 20006, USA, T +1 202 739 9400, F +1 202 739 9401, E info@nareit.com, W www.nareit.com

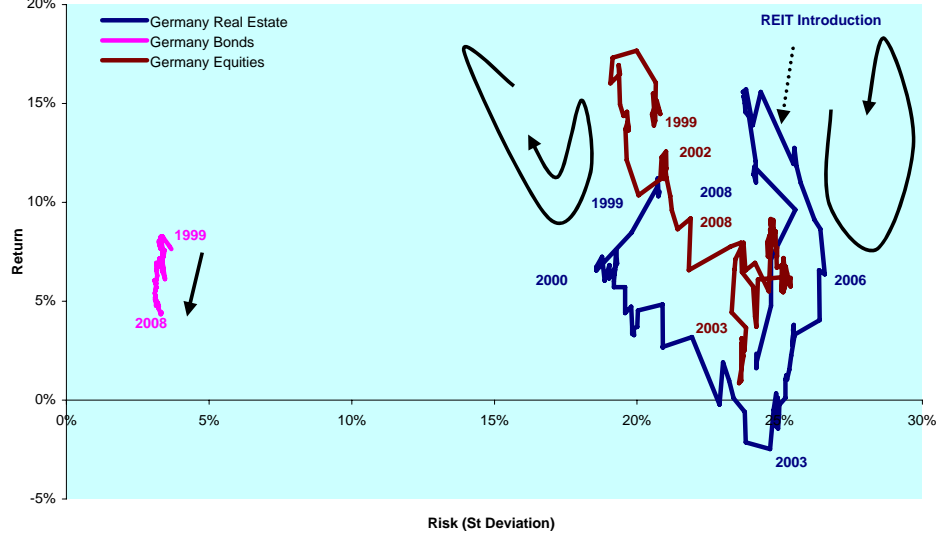
Graph 133: Long Term Beta Coefficient & Sharpe Ratio - Germany



Graph 134: Equally Weighted Value-at-Risk - Germany



Graph 135: Rolling 10 Years Risk/Return Profiles - Germany



DATE: AUGUST 2008 CONTACT DETAILS:

EPRA: Schiphol Boulevard 283, 1118 BH Schiphol Airport, The Netherlands, T +31 20 405 3830, F +31 20 405 3840, E info@epra.com, W www.epra.com
 NAREIT: 1875 Eye Street, N.W., Suite 600, Washington D.C. 20006, USA, T +1 202 739 9400, F +1 202 739 9401, E info@nareit.com, W www.nareit.com

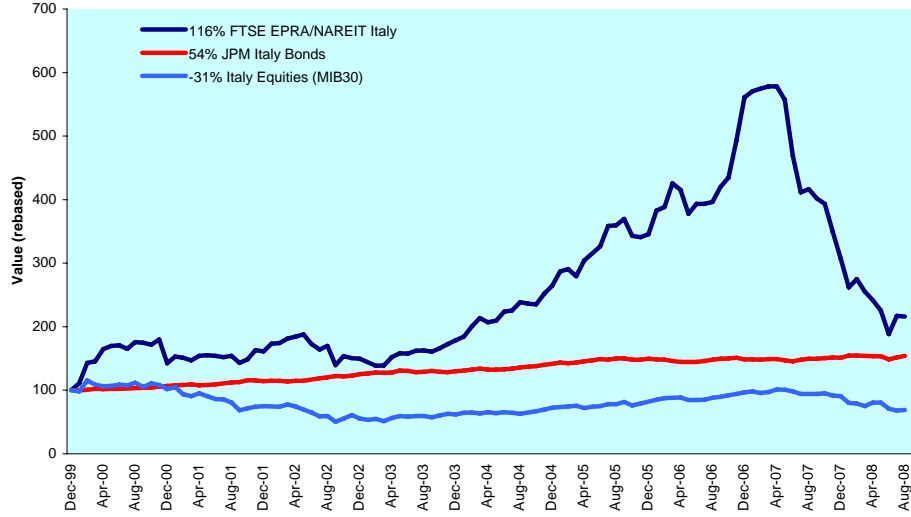
Section 5.8

Italy

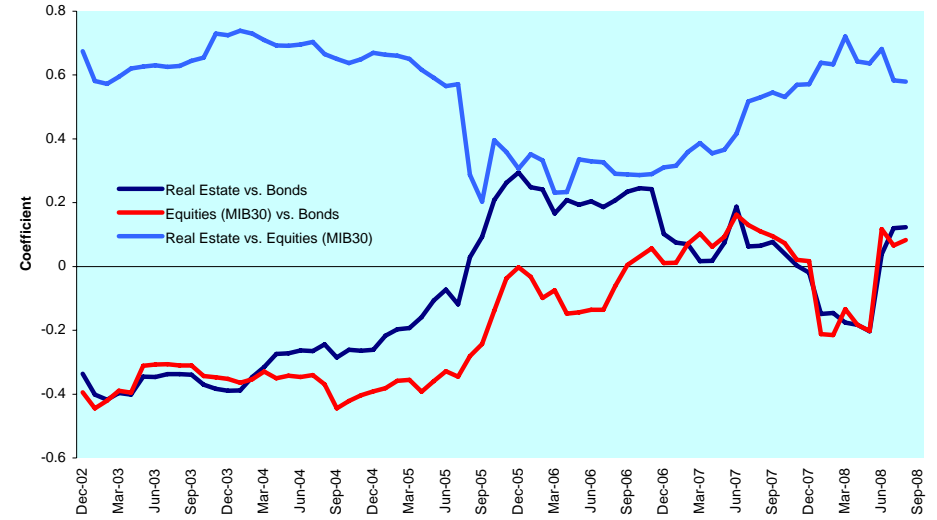
DATE: AUGUST 2008 CONTACT DETAILS:

EPRA: Schiphol Boulevard 283, 1118 BH Schiphol Airport, The Netherlands, T +31 20 405 3830, F +31 20 405 3840, E info@epra.com, W www.epra.com
NAREIT: 1875 Eye Street, N.W., Suite 600, Washington D.C. 20006, USA, T +1 202 739 9400, F + 1 202 739 9401, E info@nareit.com, W www.nareit.com

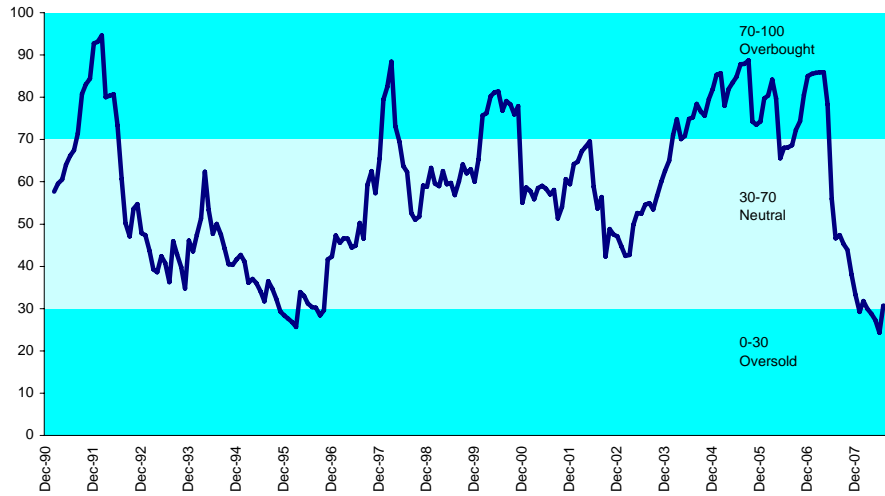
Graph 136: Bonds, Equities & Real Estate - Italy



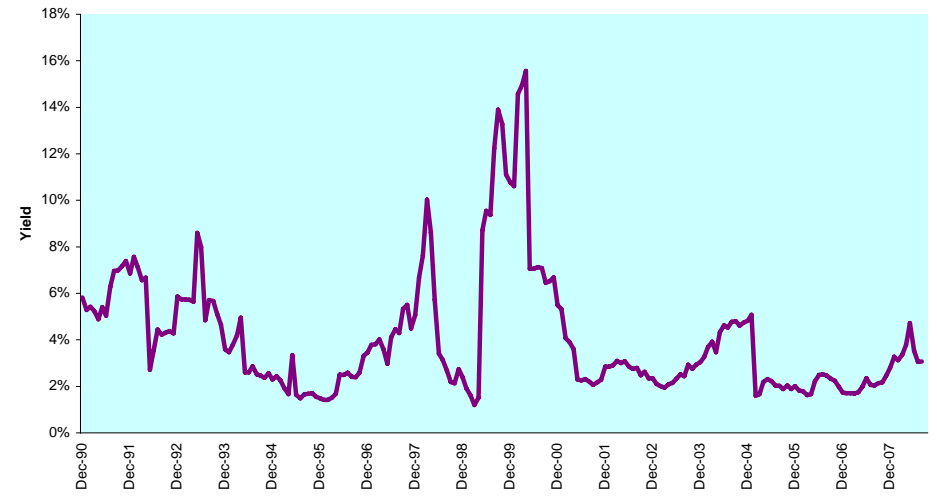
Graph 137: Asset Classes Correlations - Italy



Graph 138: Relative Strength Indicator - Italy



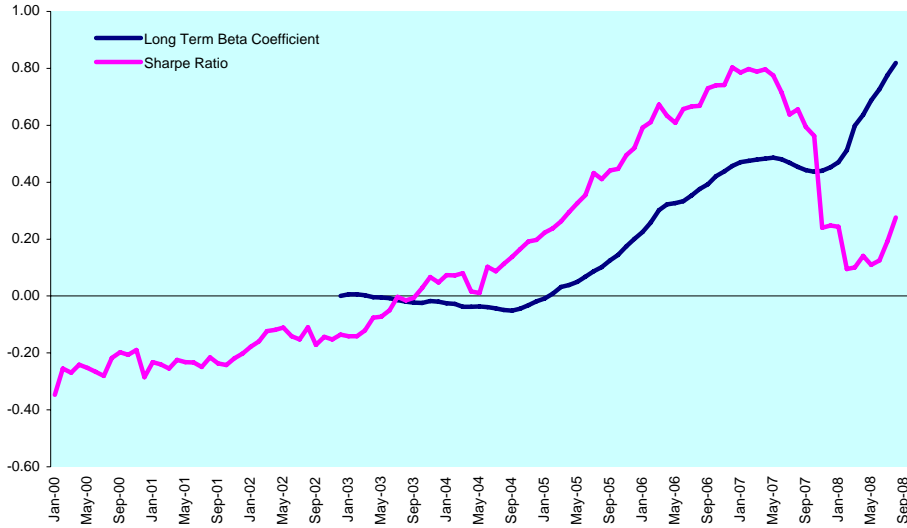
Graph 139: 12 Months Dividend Yields - Italy



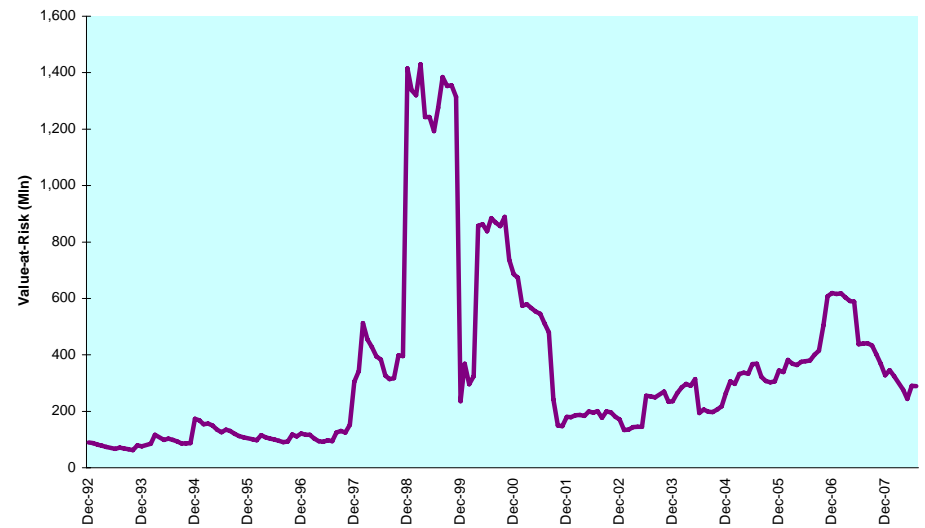
DATE: AUGUST 2008 CONTACT DETAILS:

EPRA: Schiphol Boulevard 283, 1118 BH Schiphol Airport, The Netherlands, T +31 20 405 3830, F +31 20 405 3840, E info@epra.com, W www.epra.com
 NAREIT: 1875 Eye Street, N.W., Suite 600, Washington D.C. 20006, USA, T +1 202 739 9400, F +1 202 739 9401, E info@nareit.com, W www.nareit.com

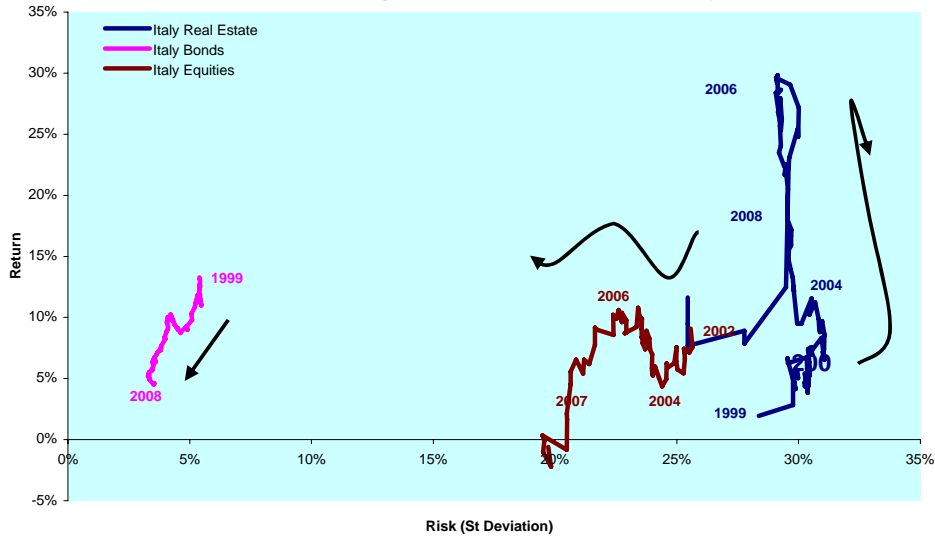
Graph 140: Long Term Beta Coefficient & Sharpe Ratio - Italy



Graph 141: Equally Weighted Value-at-Risk - Italy



Graph 142: Rolling 10 Years Risk/Return Profiles - Italy



DATE: AUGUST 2008 CONTACT DETAILS:

Epra: Schiphol Boulevard 283, 1118 BH Schiphol Airport, The Netherlands, T +31 20 405 3830, F +31 20 405 3840, E info@epra.com, W www.epra.com
 Nareit: 1875 Eye Street, N.W., Suite 600, Washington D.C. 20006, USA, T +1 202 739 9400, F +1 202 739 9401, E info@nareit.com, W www.nareit.com

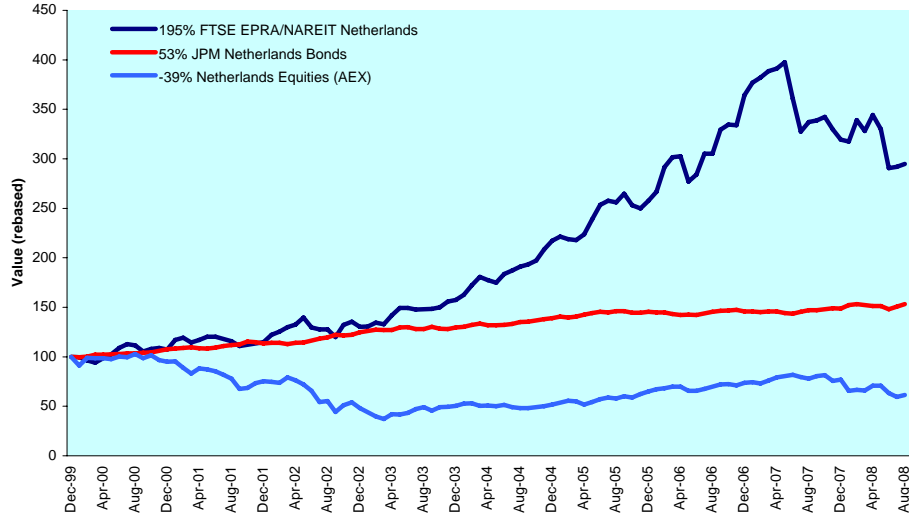
Section 5.9

Netherlands

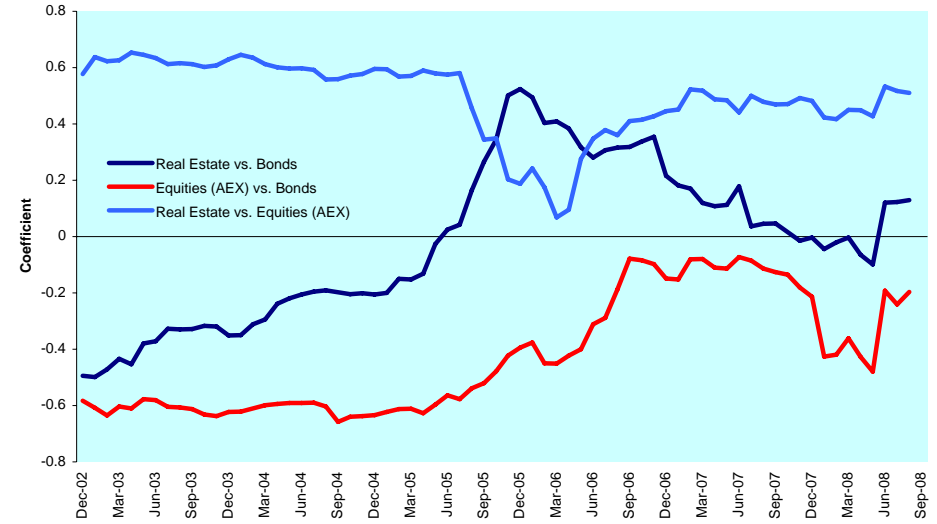
DATE: AUGUST 2008 CONTACT DETAILS:

EPRA: Schiphol Boulevard 283, 1118 BH Schiphol Airport, The Netherlands, T +31 20 405 3830, F +31 20 405 3840, E info@epra.com, W www.epra.com
NAREIT: 1875 Eye Street, N.W., Suite 600, Washington D.C. 20006, USA, T +1 202 739 9400, F + 1 202 739 9401, E info@nareit.com, W www.nareit.com

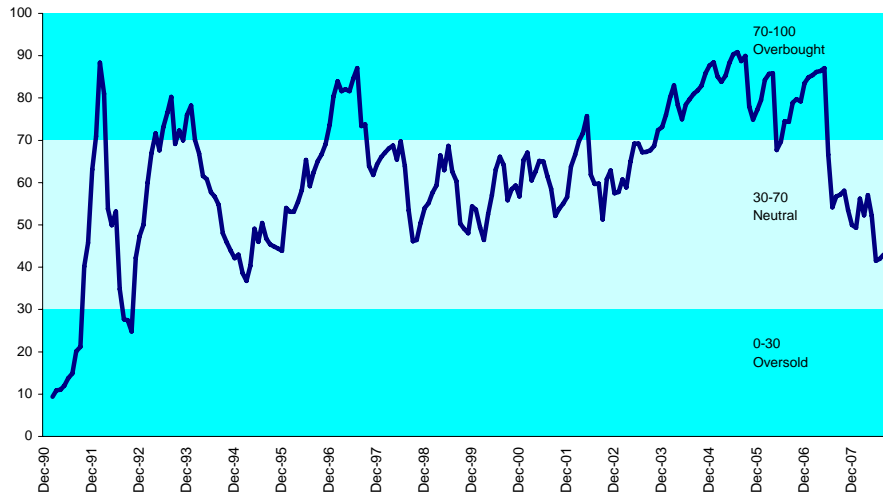
Graph 143: Bonds, Equities & Real Estate - Netherlands



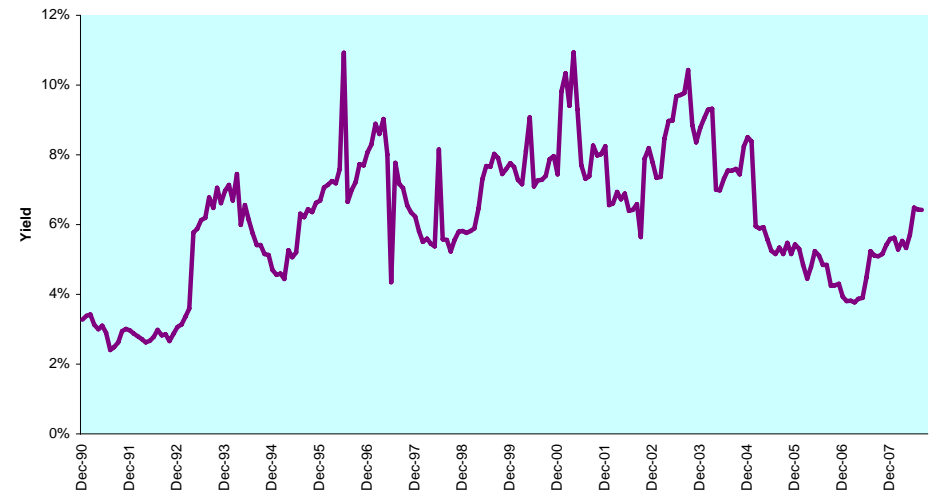
Graph 144: Asset Classes Correlations - Netherlands



Graph 145: Relative Strength Indicator - Netherlands



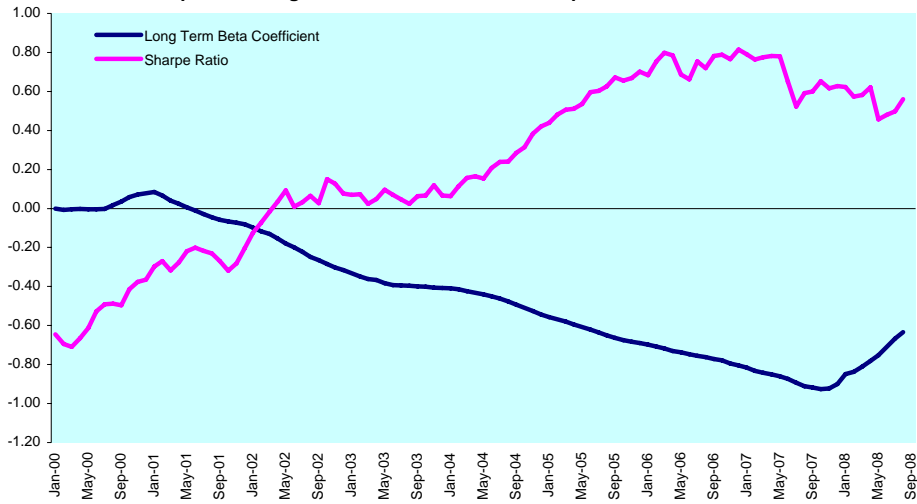
Graph 146: 12 Months Dividend Yields - Netherlands



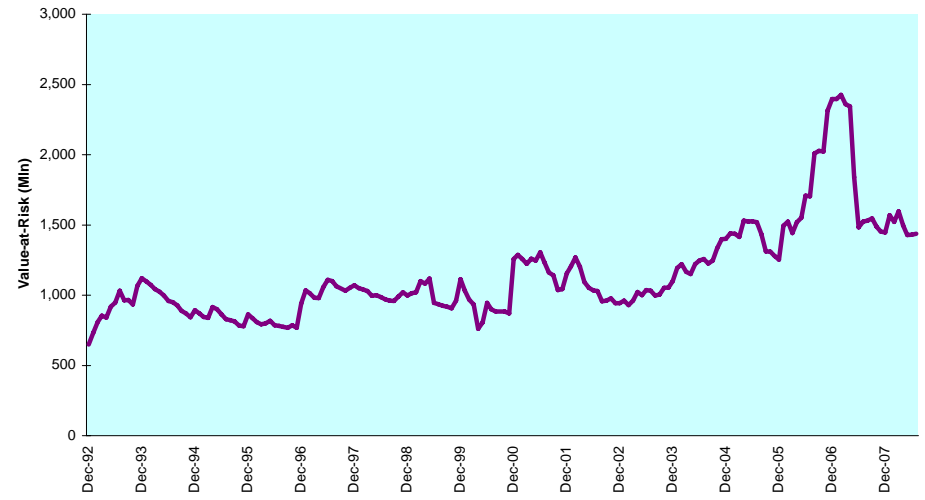
DATE: AUGUST 2008 CONTACT DETAILS:

EPRA: Schiphol Boulevard 283, 1118 BH Schiphol Airport, The Netherlands, T +31 20 405 3830, F +31 20 405 3840, E info@epra.com, W www.epra.com
 NAREIT: 1875 Eye Street, N.W., Suite 600, Washington D.C. 20006, USA, T +1 202 739 9400, F +1 202 739 9401, E info@nareit.com, W www.nareit.com

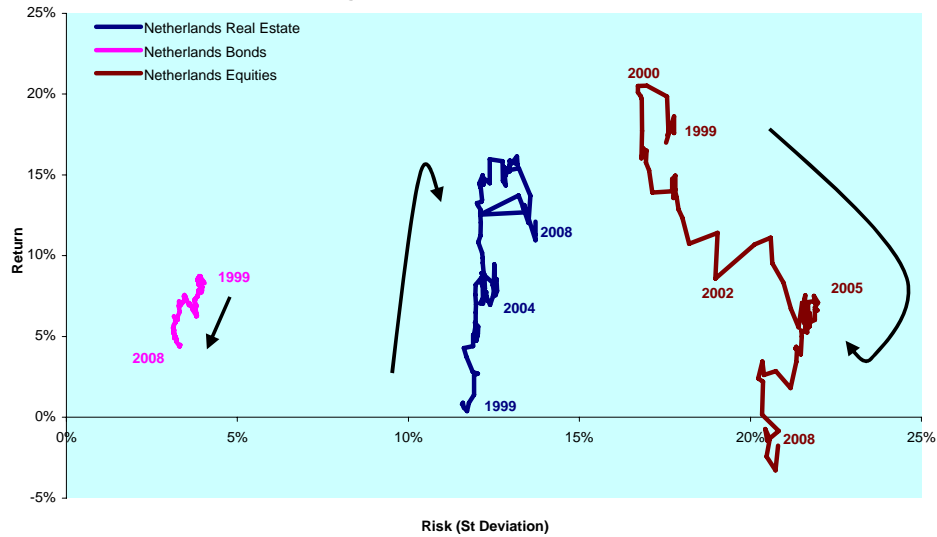
Graph 147: Long Term Beta Coefficient & Sharpe Ratio - Netherlands



Graph 148: Equally Weighted Value-at-Risk - Netherlands



Graph 149: Rolling 10 Years Risk/Return Profiles - Netherlands



DATE: AUGUST 2008 CONTACT DETAILS:

Epra: Schiphol Boulevard 283, 1118 BH Schiphol Airport, The Netherlands, T +31 20 405 3830, F +31 20 405 3840, E info@epra.com, W www.epra.com
 Nareit: 1875 Eye Street, N.W., Suite 600, Washington D.C. 20006, USA, T +1 202 739 9400, F +1 202 739 9401, E info@nareit.com, W www.nareit.com

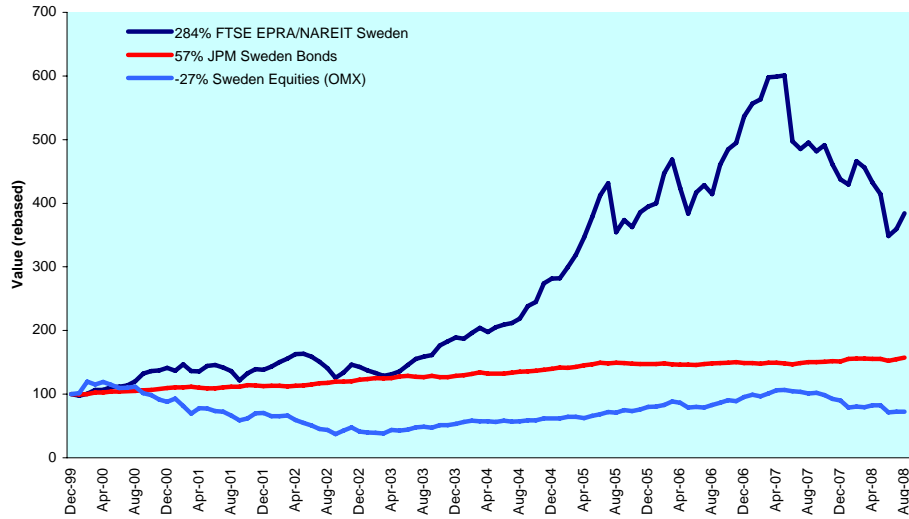
Section 5.10

Sweden

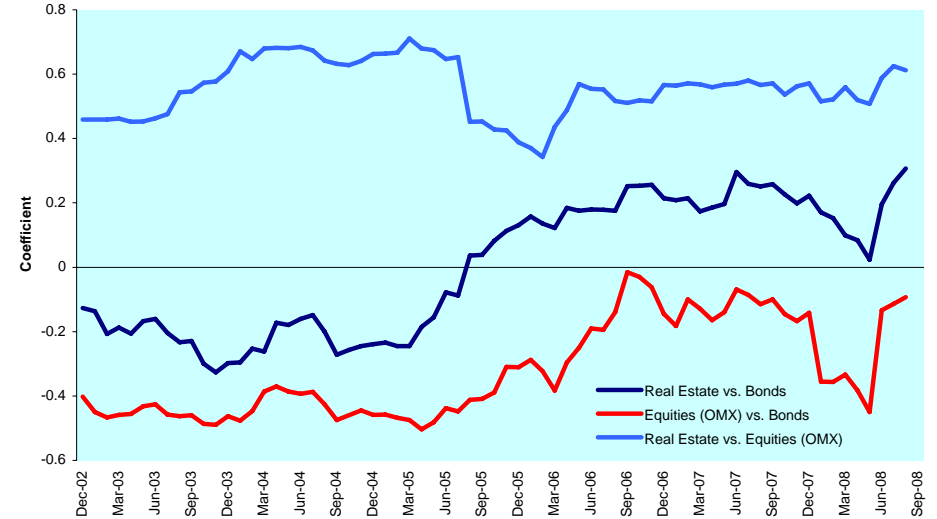
DATE: AUGUST 2008 CONTACT DETAILS:

EPRA: Schiphol Boulevard 283, 1118 BH Schiphol Airport, The Netherlands, T +31 20 405 3830, F +31 20 405 3840, E info@epra.com, W www.epra.com
NAREIT: 1875 Eye Street, N.W., Suite 600, Washington D.C. 20006, USA, T +1 202 739 9400, F + 1 202 739 9401, E info@nareit.com, W www.nareit.com

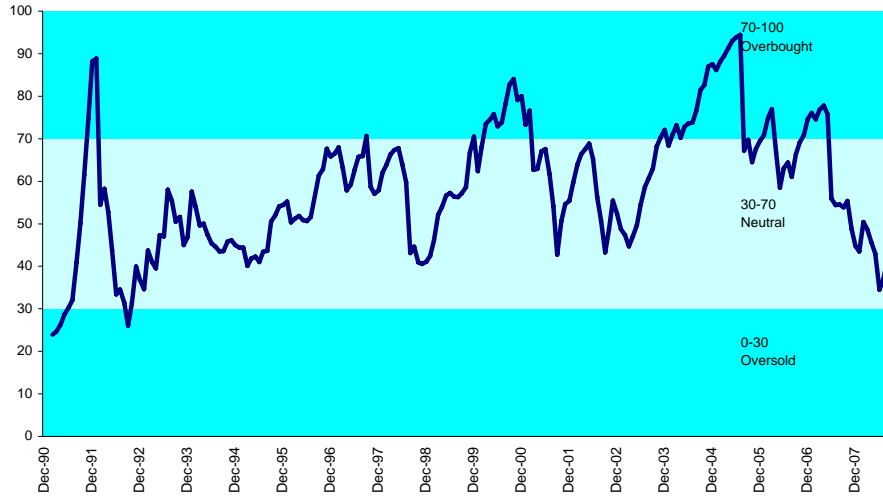
Graph 150: Bonds, Equities & Real Estate - Sweden



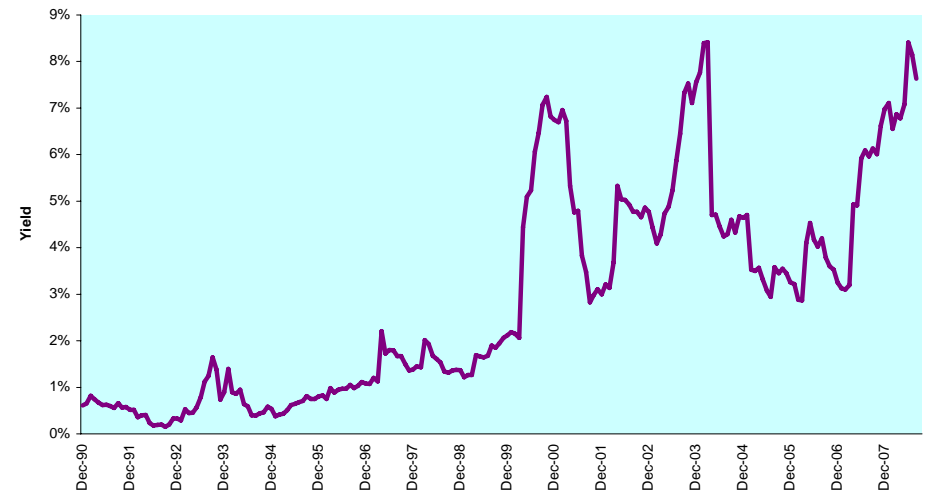
Graph 151: Asset Classes Correlations - Sweden



Graph 152: Relative Strength Indicator - Sweden



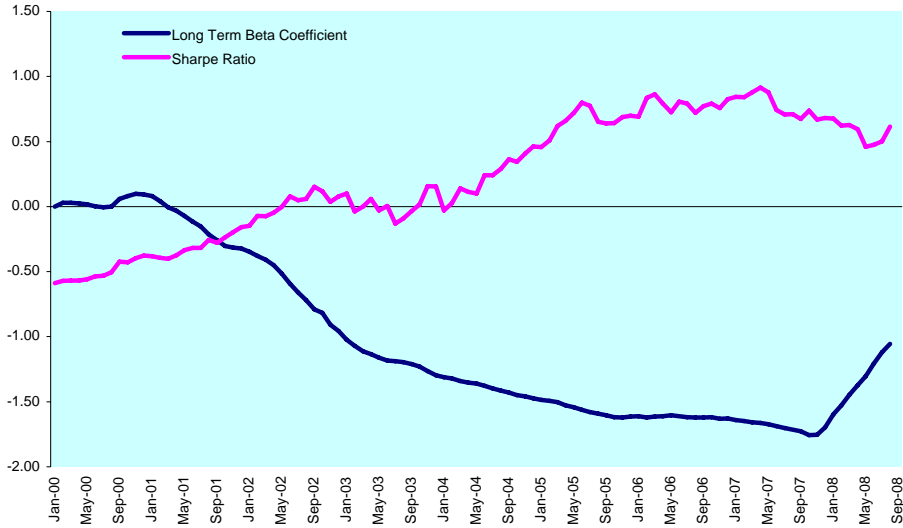
Graph 153: 12 Months Dividend Yields - Sweden



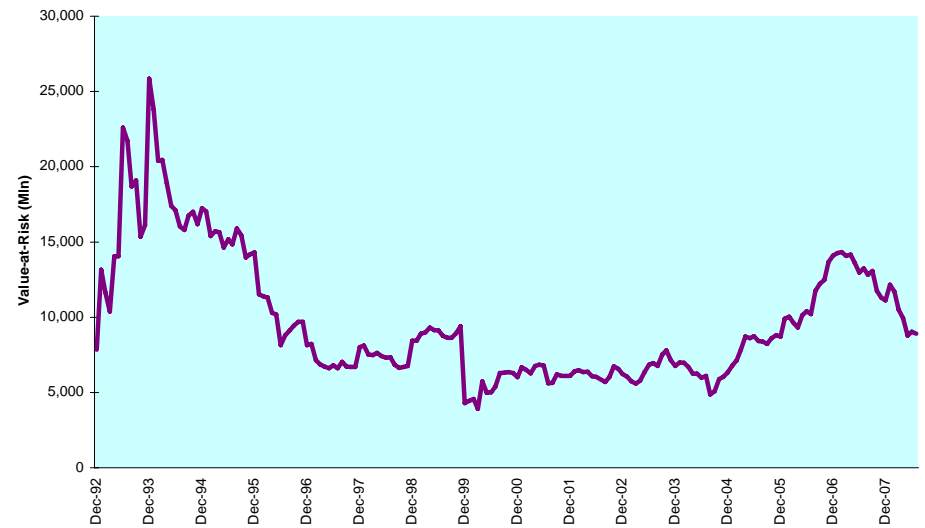
DATE: AUGUST 2008 CONTACT DETAILS:

EPRA: Schiphol Boulevard 283, 1118 BH Schiphol Airport, The Netherlands, T +31 20 405 3830, F +31 20 405 3840, E info@epra.com, W www.epra.com
 NAREIT: 1875 Eye Street, N.W., Suite 600, Washington D.C. 20006, USA, T +1 202 739 9400, F +1 202 739 9401, E info@nareit.com, W www.nareit.com

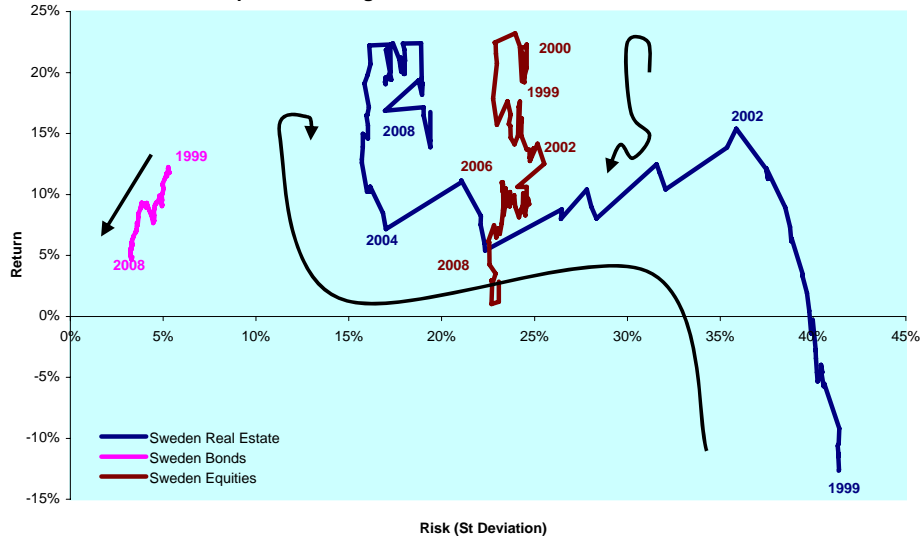
Graph 154: Long Term Beta Coefficient & Sharpe Ratio - Sweden



Graph 155: Equally Weighted Value-at-Risk - Sweden



Graph 156: Rolling 10 Years Risk/Return Profiles - Sweden



DATE: AUGUST 2008 CONTACT DETAILS:

EPRA: Schiphol Boulevard 283, 1118 BH Schiphol Airport, The Netherlands, T +31 20 405 3830, F +31 20 405 3840, E info@epra.com, W www.epra.com
 NAREIT: 1875 Eye Street, N.W., Suite 600, Washington D.C. 20006, USA, T +1 202 739 9400, F +1 202 739 9401, E info@nareit.com, W www.nareit.com

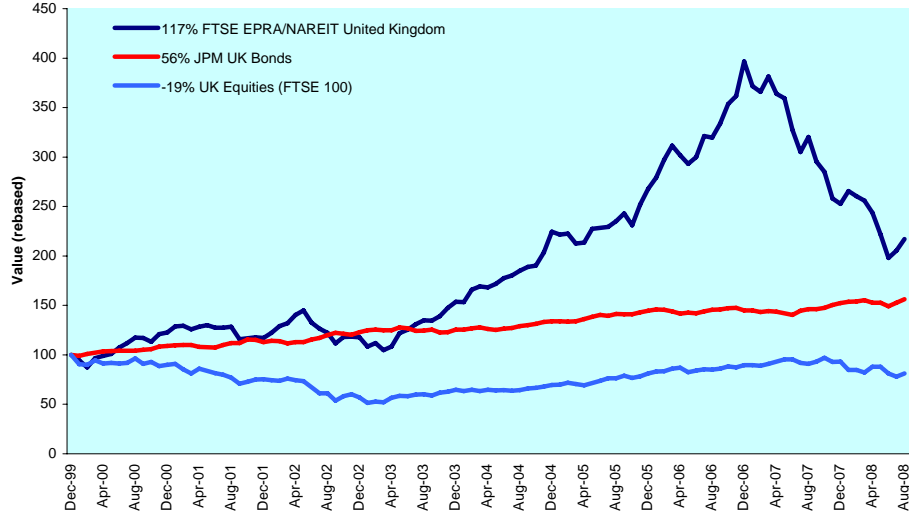
Section 5.11

United Kingdom

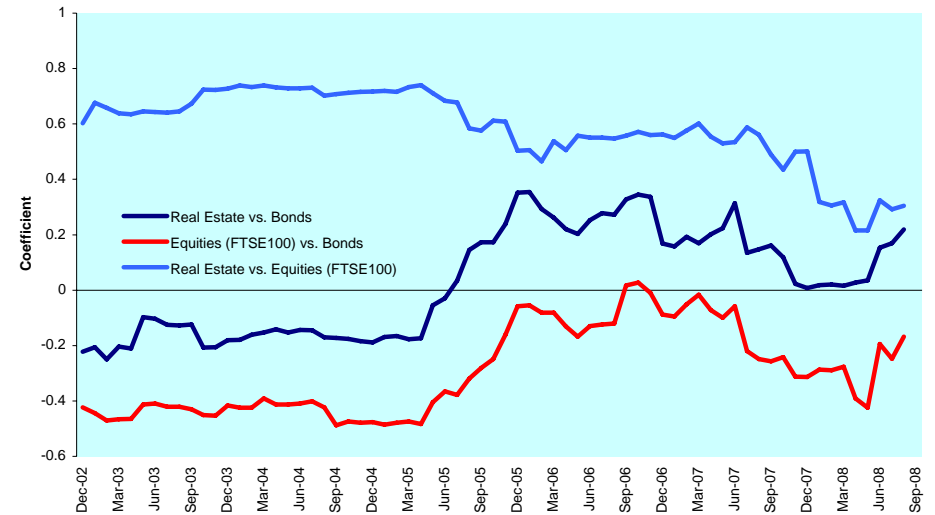
DATE: AUGUST 2008 CONTACT DETAILS:

EPRA: Schiphol Boulevard 283, 1118 BH Schiphol Airport, The Netherlands, T +31 20 405 3830, F +31 20 405 3840, E info@epra.com, W www.epra.com
NAREIT: 1875 Eye Street, N.W., Suite 600, Washington D.C. 20006, USA, T +1 202 739 9400, F + 1 202 739 9401, E info@nareit.com, W www.nareit.com

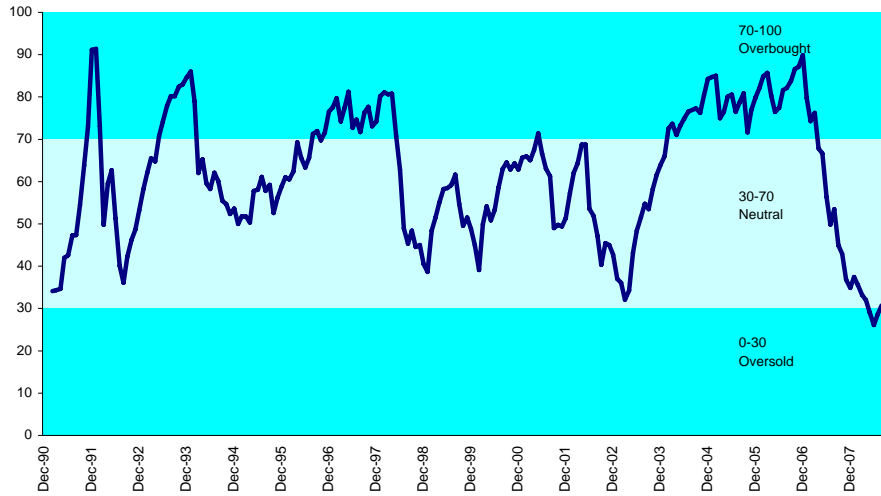
Graph 157: Bonds, Equities & Real Estate - United Kingdom



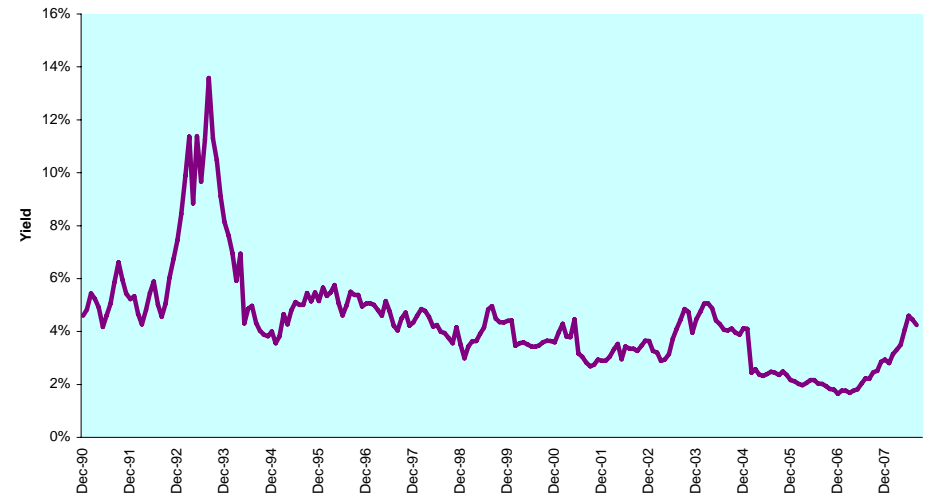
Graph 158: Asset Classes Correlations - United Kingdom



Graph 159: Relative Strength Indicator - United Kingdom



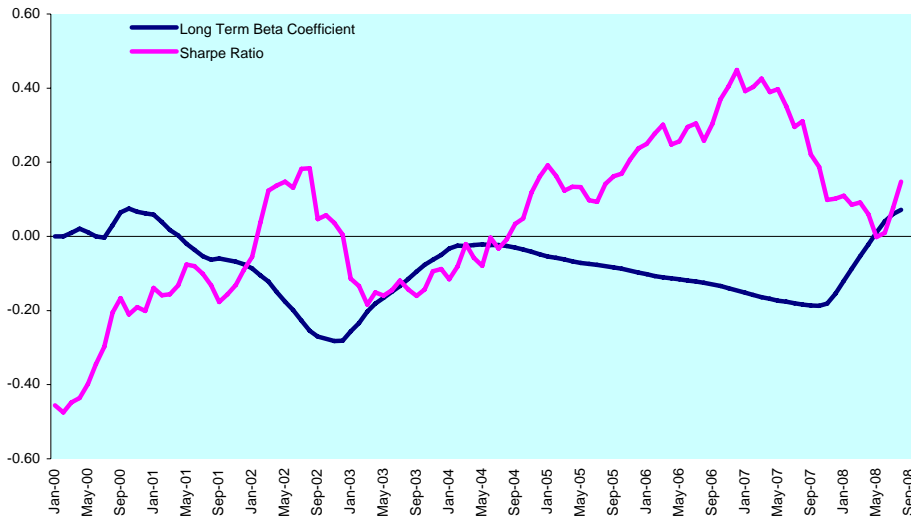
Graph 160: 12 Months Dividend Yields - United Kingdom



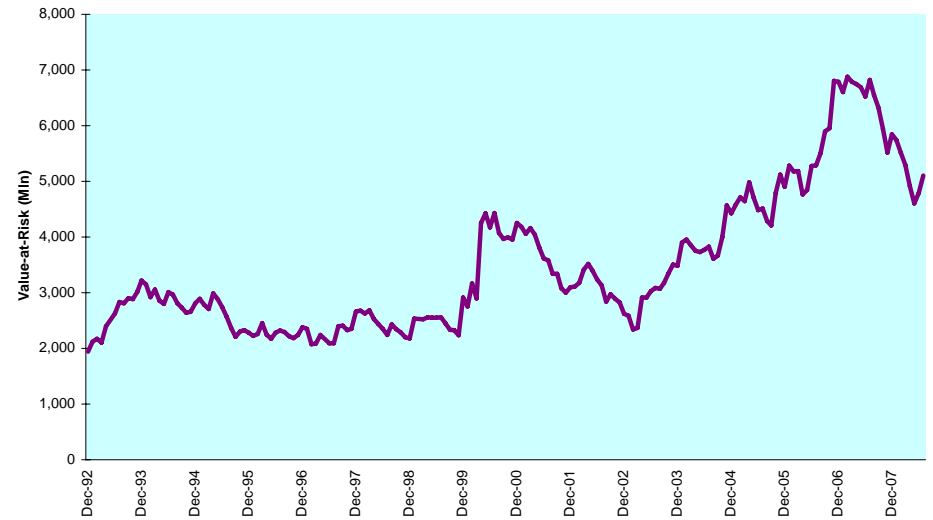
DATE: AUGUST 2008 CONTACT DETAILS:

EPRA: Schiphol Boulevard 283, 1118 BH Schiphol Airport, The Netherlands, T +31 20 405 3830, F +31 20 405 3840, E info@epra.com, W www.epra.com
 NAREIT: 1875 Eye Street, N.W., Suite 600, Washington D.C. 20006, USA, T +1 202 739 9400, F +1 202 739 9401, E info@nareit.com, W www.nareit.com

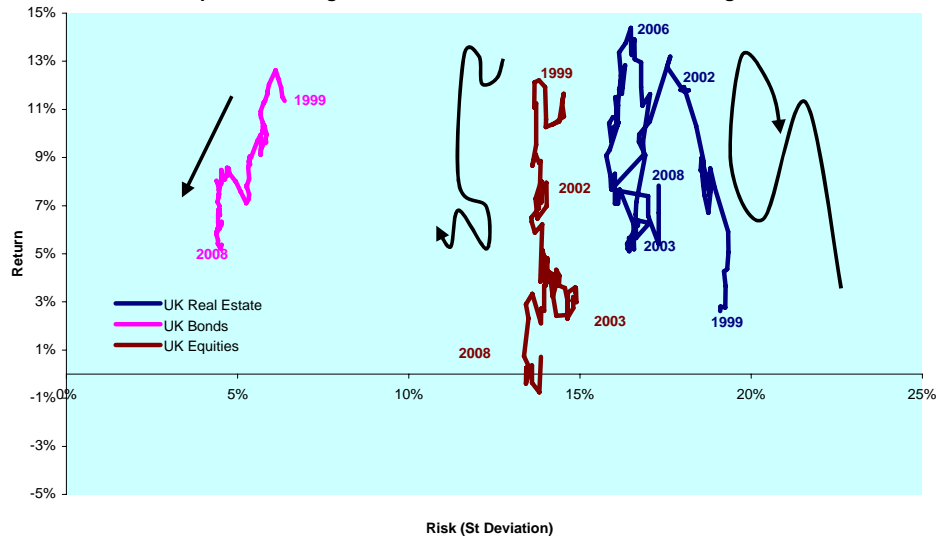
Graph 161: Long Term Beta Coefficient & Sharpe Ratio - United Kingdom



Graph 162: Equally Weighted Value-at-Risk - United Kingdom



Graph 163: Rolling 10 Years Risk/Return Profiles - United Kingdom



DATE: AUGUST 2008 CONTACT DETAILS:

EPRA: Schiphol Boulevard 283, 1118 BH Schiphol Airport, The Netherlands, T +31 20 405 3830, F +31 20 405 3840, E info@epra.com, W www.epra.com
 NAREIT: 1875 Eye Street, N.W., Suite 600, Washington D.C. 20006, USA, T +1 202 739 9400, F +1 202 739 9401, E info@nareit.com, W www.nareit.com

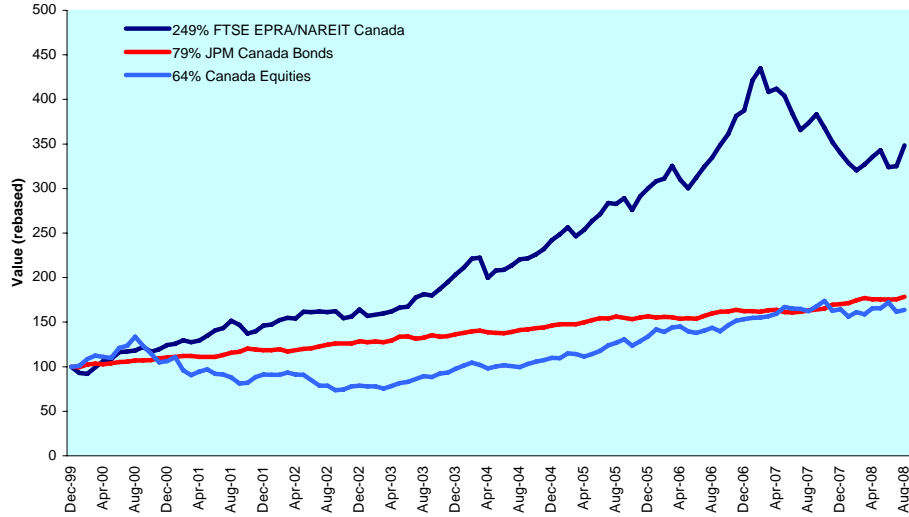
Section 5.12

Canada

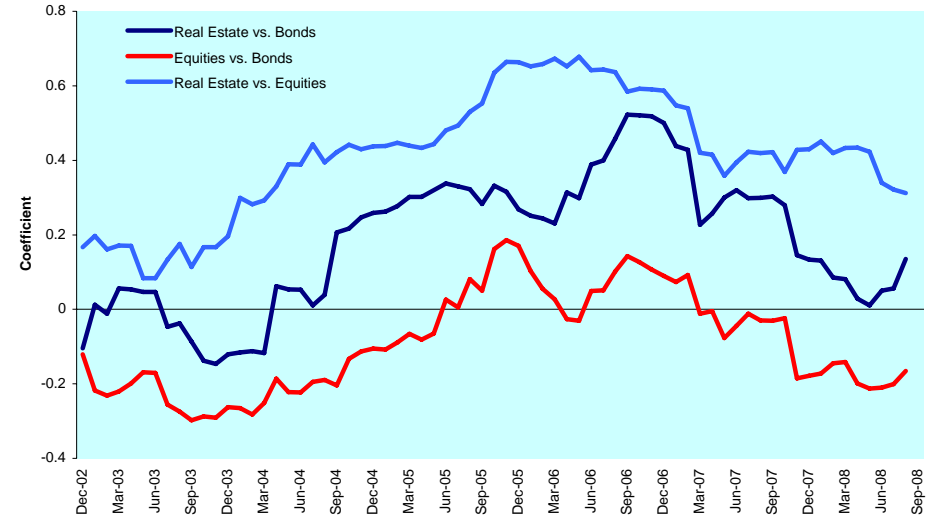
DATE: AUGUST 2008 CONTACT DETAILS:

EPRA: Schiphol Boulevard 283, 1118 BH Schiphol Airport, The Netherlands, T +31 20 405 3830, F +31 20 405 3840, E info@epra.com, W www.epra.com
NAREIT: 1875 Eye Street, N.W., Suite 600, Washington D.C. 20006, USA, T +1 202 739 9400, F + 1 202 739 9401, E info@nareit.com, W www.nareit.com

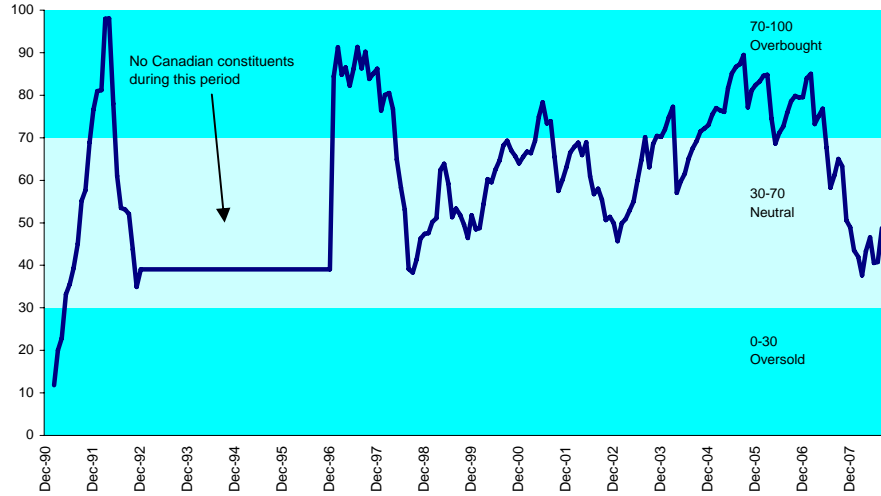
Graph 164: Bonds, Equities & Real Estate - Canada



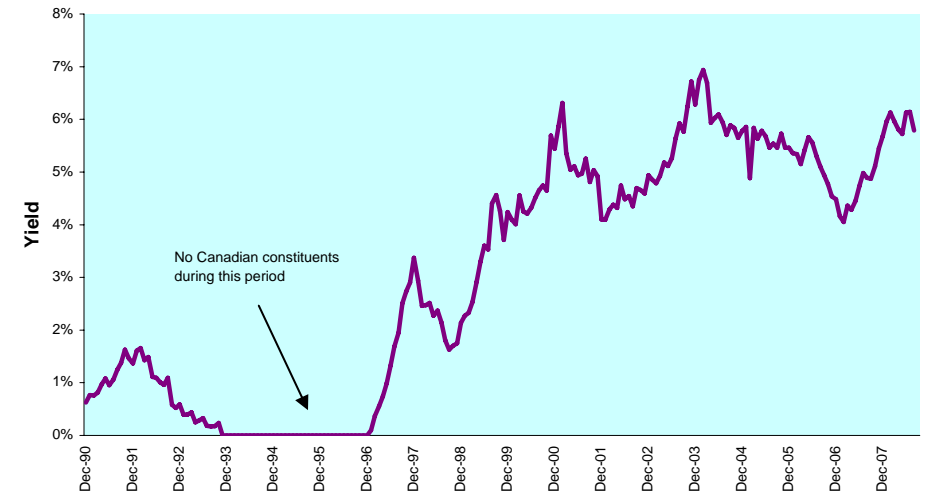
Graph 165: Asset Classes Correlations - Canada



Graph 166: Relative Strength Indicator - Canada



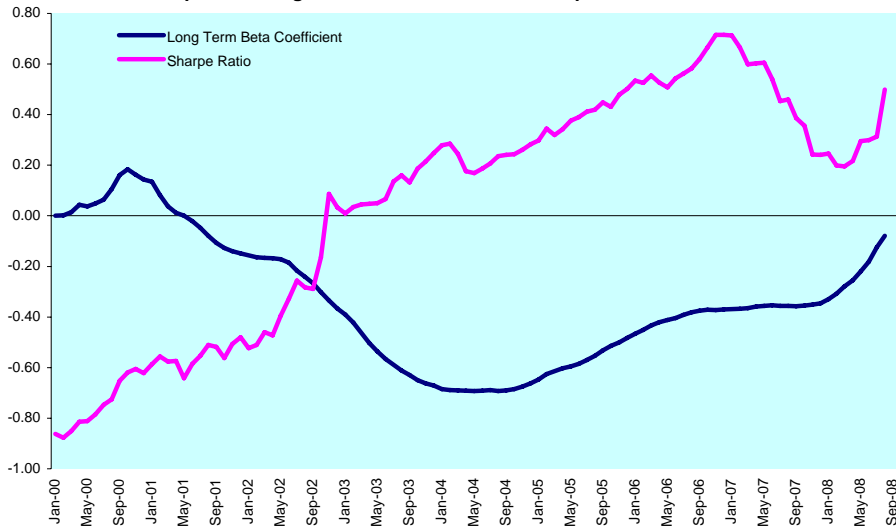
Graph 167: 12 Months Dividend Yields - Canada



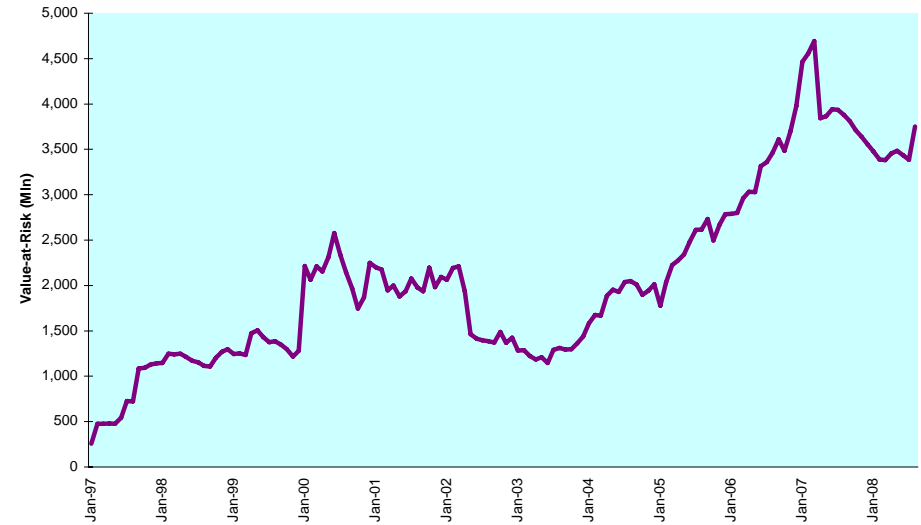
DATE: AUGUST 2008 CONTACT DETAILS:

EPRA: Schiphol Boulevard 283, 1118 BH Schiphol Airport, The Netherlands, T +31 20 405 3830, F +31 20 405 3840, E info@epra.com, W www.epra.com
 NAREIT: 1875 Eye Street, N.W., Suite 600, Washington D.C. 20006, USA, T +1 202 739 9400, F +1 202 739 9401, E info@nareit.com, W www.nareit.com

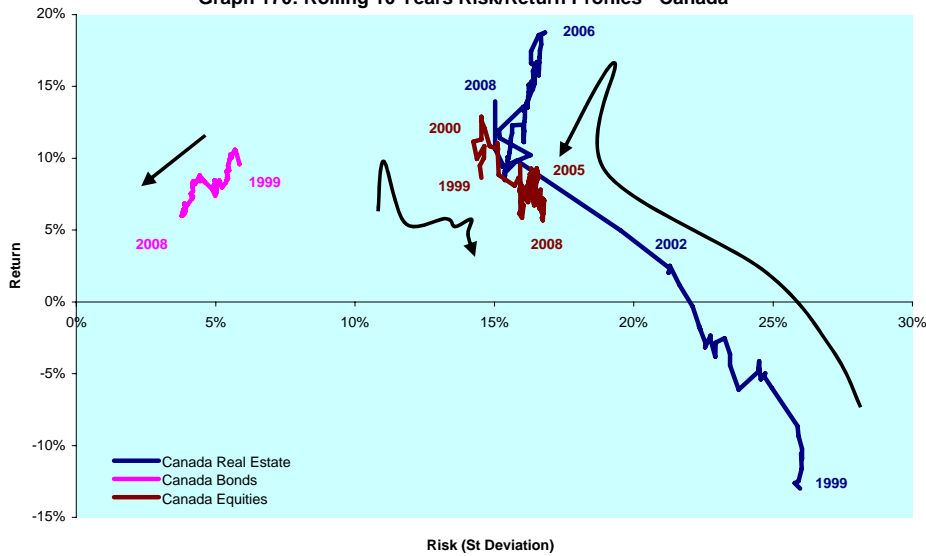
Graph 168: Long Term Beta Coefficient & Sharpe Ratio - Canada



Graph 169: Equally Weighted Value-at-Risk - Canada



Graph 170: Rolling 10 Years Risk/Return Profiles - Canada



DATE: AUGUST 2008 CONTACT DETAILS:

EPRA: Schiphol Boulevard 283, 1118 BH Schiphol Airport, The Netherlands, T +31 20 405 3830, F +31 20 405 3840, E info@epra.com, W www.epra.com
 NAREIT: 1875 Eye Street, N.W., Suite 600, Washington D.C. 20006, USA, T +1 202 739 9400, F +1 202 739 9401, E info@nareit.com, W www.nareit.com

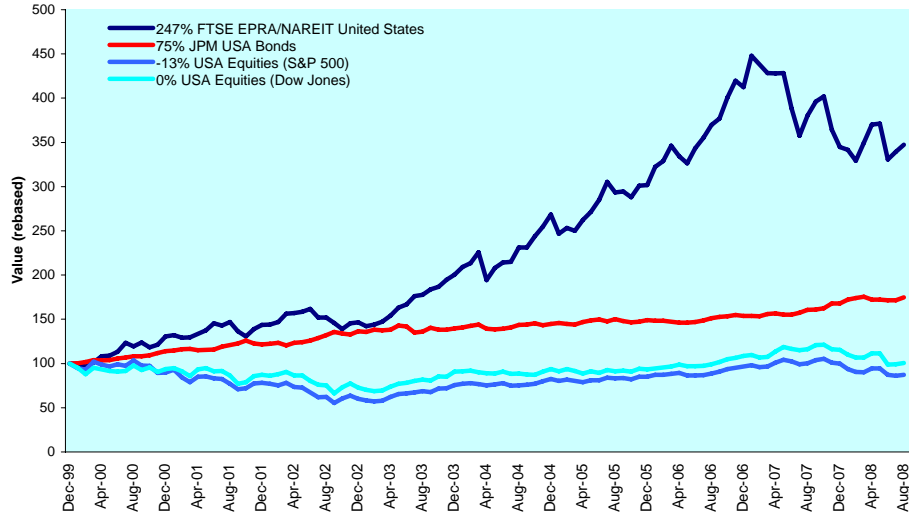
Section 5.13

United States

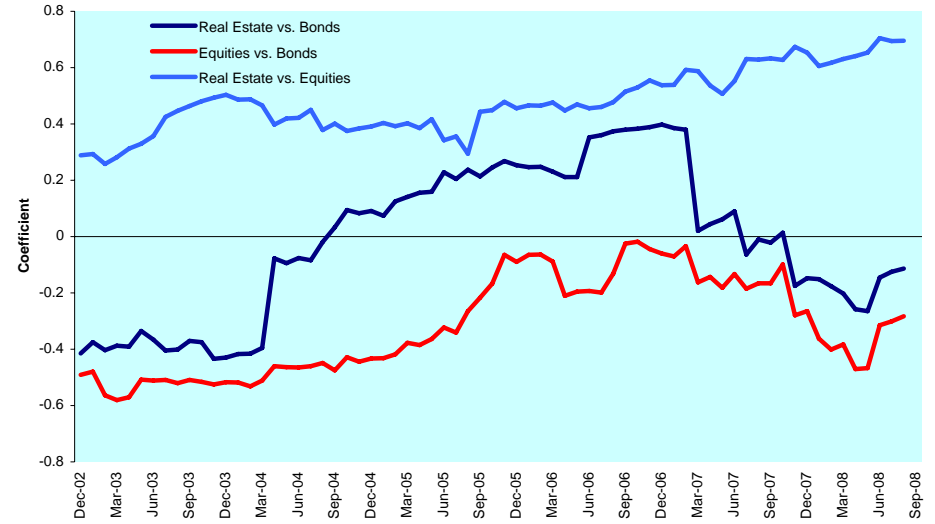
DATE: AUGUST 2008 CONTACT DETAILS:

EPRA: Schiphol Boulevard 283, 1118 BH Schiphol Airport, The Netherlands, T +31 20 405 3830, F +31 20 405 3840, E info@epra.com, W www.epra.com
NAREIT: 1875 Eye Street, N.W., Suite 600, Washington D.C. 20006, USA, T +1 202 739 9400, F + 1 202 739 9401, E info@nareit.com, W www.nareit.com

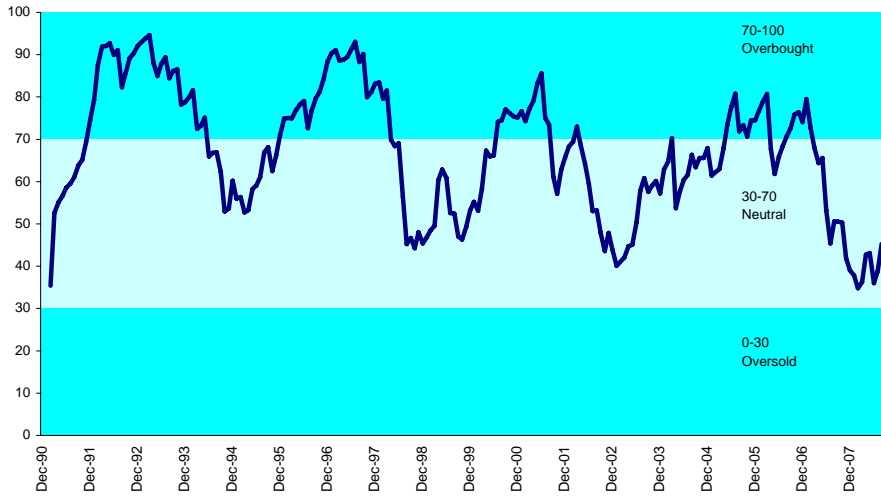
Graph 171: Bonds, Equities & Real Estate - United States



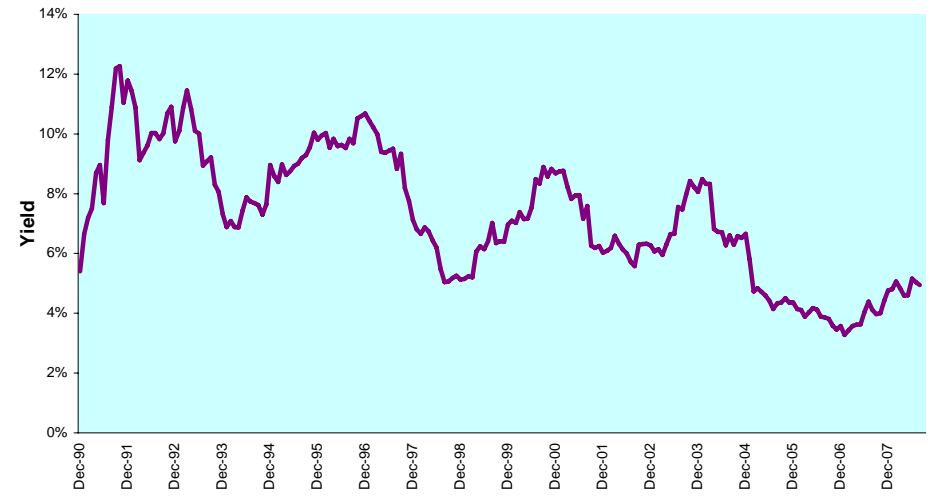
Graph 172: Asset Classes Correlations - United States



Graph 173: Relative Strength Indicator - United States



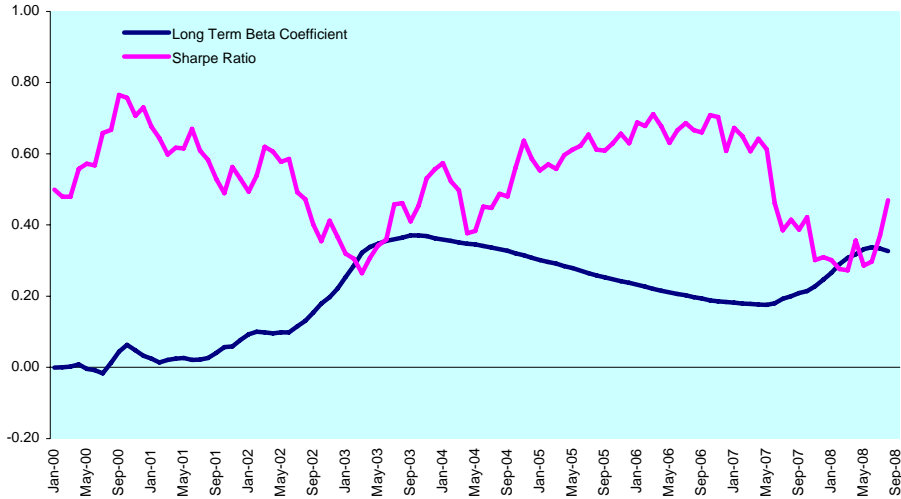
Graph 174: 12 Months Dividend Yields - United States



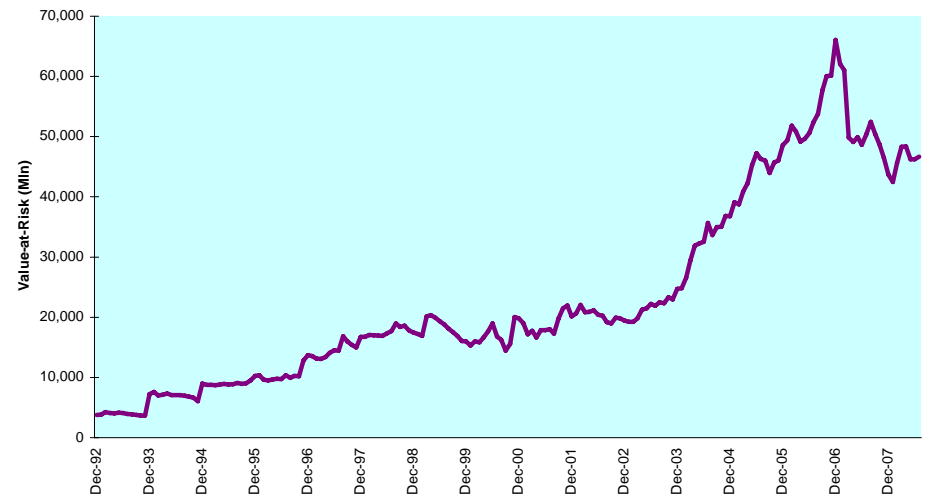
DATE: AUGUST 2008 CONTACT DETAILS:

EPRA: Schiphol Boulevard 283, 1118 BH Schiphol Airport, The Netherlands, T +31 20 405 3830, F +31 20 405 3840, E info@epra.com, W www.epra.com
 NAREIT: 1875 Eye Street, N.W., Suite 600, Washington D.C. 20006, USA, T +1 202 739 9400, F +1 202 739 9401, E info@nareit.com, W www.nareit.com

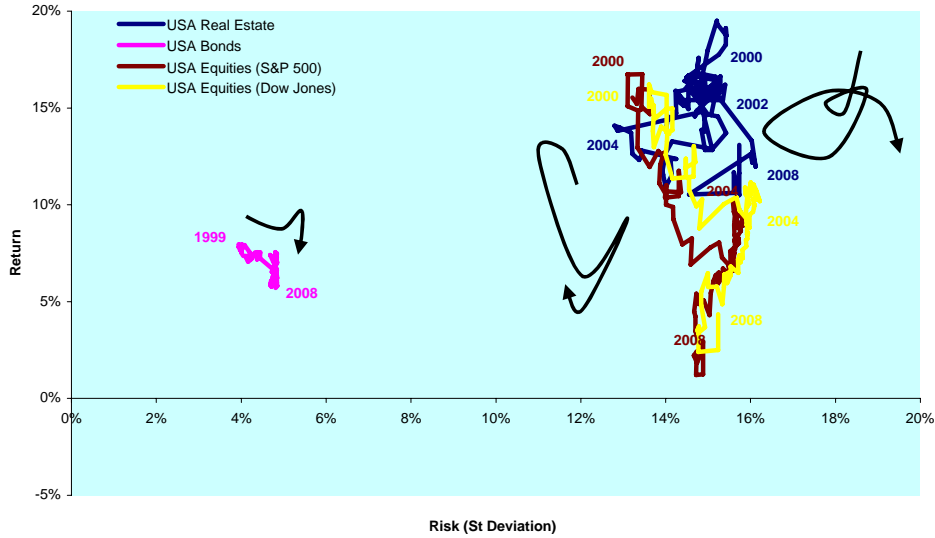
Graph 175: Long Term Beta Coefficient & Sharpe Ratio - United States



Graph 176: Equally Weighted Value-at-Risk - United States



Graph 177: Rolling 10 Years Risk/Return Profiles - United States



DATE: AUGUST 2008 CONTACT DETAILS:

EPRA: Schiphol Boulevard 283, 1118 BH Schiphol Airport, The Netherlands, T +31 20 405 3830, F +31 20 405 3840, E info@epra.com, W www.epra.com
 NAREIT: 1875 Eye Street, N.W., Suite 600, Washington D.C. 20006, USA, T + 1 202 739 9400, F + 1 202 739 9401, E info@nareit.com, W www.nareit.com

Section 6

End-of-Year Constituent Chart

DATE: AUGUST 2008 CONTACT DETAILS:

EPRA: Schiphol Boulevard 283, 1118 BH Schiphol Airport, The Netherlands, T +31 20 405 3830, F +31 20 405 3840, E info@epra.com, W www.epra.com
NAREIT: 1875 Eye Street, N.W., Suite 600, Washington D.C. 20006, USA, T +1 202 739 9400, F + 1 202 739 9401, E info@nareit.com, W www.nareit.com

Number of Constituents

Country	1989	1990	1991	1992	1993	1994	1995	1996	1997	1998	1999	2000	2001	2002	2003	2004	2005	2006	2007	2008 YTD
Australia	5	5	6	5	8	7	9	14	18	19	19	17	24	23	22	15	25	30	23	22
Japan	9	9	10	8	11	11	11	11	8	7	9	8	6	8	7	17	21	26	23	22
Hong Kong	17	17	17	26	35	25	19	29	34	19	20	17	15	10	9	11	13	25	21	21
New Zealand	0	0	0	0	0	0	0	0	0	0	0	0	0	0	0	0	1	1	1	1
Singapore	3	3	3	5	8	7	6	6	5	5	6	5	4	3	3	9	10	13	11	10
Asia	34	34	36	44	62	50	45	60	65	50	54	47	49	44	41	52	70	95	79	76
Austria	0	0	0	0	0	0	0	0	0	0	0	0	1	1	1	1	5	6	5	4
Belgium	1	1	2	2	2	2	3	3	4	3	4	2	1	2	2	4	5	6	6	6
Denmark	0	0	0	1	2	2	2	2	2	2	3	3	2	1	1	2	4	2	1	1
Finland	0	0	0	0	1	1	1	1	1	1	2	2	1	1	1	2	3	3	3	3
France	4	4	4	7	8	9	9	9	10	11	9	6	6	6	6	4	6	10	10	10
Germany	3	3	3	3	3	3	3	4	5	5	5	2	2	2	2	3	3	6	9	8
Greece	0	0	0	0	0	0	0	0	0	0	0	0	0	0	0	2	2	3	3	3
Ireland	2	2	2	2	2	2	2	2	2	2	2	1	1	0	0	0	0	0	0	0
Italy	2	2	2	3	3	3	4	4	4	4	5	2	1	2	3	3	4	4	4	4
Netherlands	5	5	6	7	7	7	8	8	8	8	9	9	9	7	8	8	8	8	7	7
Norway	2	2	2	2	2	2	3	3	3	4	4	2	2	1	1	0	0	2	1	1
Poland	0	0	0	0	0	0	0	0	0	0	0	0	0	0	0	0	1	1	1	1
Portugal	1	1	1	1	1	1	1	1	1	2	2	1	0	0	0	0	0	0	0	0
Spain	2	2	2	2	2	2	2	2	2	3	3	4	3	3	2	2	2	1	1	1
Sweden	4	4	5	6	9	10	12	12	15	17	21	9	9	9	8	5	6	6	6	6
Switzerland	2	2	2	2	2	2	2	2	2	2	2	4	2	4	4	4	4	4	4	4
UK	28	28	28	28	29	30	34	35	40	42	43	36	34	33	30	29	38	41	36	34
Europe	56	56	59	66	73	76	86	88	99	106	114	83	74	72	69	69	91	103	97	93
Canada	1	1	1	1	0	0	0	0	5	5	5	8	7	8	8	12	19	21	16	16
USA	12	12	16	19	25	51	79	88	100	106	101	114	112	108	105	110	127	119	103	101
North America	13	13	17	20	25	51	79	88	105	111	106	122	119	116	113	122	146	140	119	117
Total	103	103	112	130	160	177	210	236	269	267	274	252	242	232	223	243	307	338	295	286

DATE: AUGUST 2008 CONTACT DETAILS:

EPRA: Schiphol Boulevard 283, 1118 BH Schiphol Airport, The Netherlands, T +31 20 405 3830, F +31 20 405 3840, E info@epra.com, W www.epra.com
 NAREIT: 1875 Eye Street, N.W., Suite 600, Washington D.C. 20006, USA, T +1 202 739 9400, F + 1 202 739 9401, E info@nareit.com, W www.nareit.com

End-of-Year Constituents Chart

Company	Region	Country	1989	1990	1991	1992	1993	1994	1995	1996	1997	1998	1999	2000	2001	2002	2003	2004	2005	2006	2007	2008 YTD	
Abacus Property Group	Asia	Australia																					
AMP Diversified Property Trust	Asia	Australia																					
AMP Industrial Trust	Asia	Australia																					
AMP Shopping Centre	Asia	Australia																					
Australand Property Group	Asia	Australia																					
Babcock & Brown Japan Property Trust	Asia	Australia																					
Bunnings Warehouse Property Trust	Asia	Australia																					
Centro Properties	Asia	Australia																					
Centro Retail Trust	Asia	Australia																					
Centro Shopping America Trust	Asia	Australia																					
CFS Retail Property Trust	Asia	Australia																					
Colonial First State Properties Trust	Asia	Australia																					
Commonwealth Property Office Fund	Asia	Australia																					
DB RREEF Trust	Asia	Australia																					
Deutsche Diversified Trust	Asia	Australia																					
Deutsche Industrial Trust	Asia	Australia																					
Deutsche Office Trust	Asia	Australia																					
FKP Property Group	Asia	Australia																					
Goodman Group	Asia	Australia																					
GPT Group	Asia	Australia																					
ING Industrial Fund	Asia	Australia																					
ING Office Fund	Asia	Australia																					
ING Real Estate Community Living	Asia	Australia																					
Investa Property Group	Asia	Australia																					
Lend Lease Corp.	Asia	Australia																					
Macquarie Countrywide	Asia	Australia																					
Macquarie DDR	Asia	Australia																					
Macquarie Office	Asia	Australia																					
Macquarie Prologis Trust	Asia	Australia																					
Mirvac Group	Asia	Australia																					
Multiplex Group	Asia	Australia																					
Principal America Office Trust	Asia	Australia																					
Principal Office Trust	Asia	Australia																					
Ronin Property Trust	Asia	Australia																					
Rubicon America Trust	Asia	Australia																					
Rubicon Europe Trust	Asia	Australia																					
Stockland	Asia	Australia																					
Sunland Group	Asia	Australia																					

DATE: AUGUST 2008 CONTACT DETAILS:

EPR: Schiphol Boulevard 283, 1118 BH Schiphol Airport, The Netherlands, T +31 20 405 3830, F +31 20 405 3840, E info@epa.com, W www.epa.com
 NAREIT: 1875 Eye Street, N.W., Suite 600, Washington D.C. 20006, USA, T +1 202 739 9400, F + 1 202 739 9401, E info@nareit.com, W www.nareit.com

End-of-Year Constituents Chart

Company	Region	Country	1989	1990	1991	1992	1993	1994	1995	1996	1997	1998	1999	2000	2001	2002	2003	2004	2005	2006	2007	2008 YTD
Tishman Speyer Office Fund	Asia	Australia																				
Valad Property Group	Asia	Australia																				
Westfield America	Asia	Australia																				
Westfield Group	Asia	Australia																				
Westfield Holdings	Asia	Australia																				
Westfield Trust	Asia	Australia																				
Agile Property Holdings	Asia	Hong Kong																				
Allied Properties	Asia	Hong Kong																				
Asean Residential	Asia	Hong Kong																				
Asia Oriental	Asia	Hong Kong																				
Asia Standard	Asia	Hong Kong																				
Century City	Asia	Hong Kong																				
Champion REIT	Asia	Hong Kong																				
Cheung Kong Holdings	Asia	Hong Kong																				
Chi Cheung	Asia	Hong Kong																				
China Investment Holdings	Asia	Hong Kong																				
China Land Group	Asia	Hong Kong																				
China Overseas Land & Investment	Asia	Hong Kong																				
China Resources Land	Asia	Hong Kong																				
China State Construction International	Asia	Hong Kong																				
Chinese Estate Holdings	Asia	Hong Kong																				
Chuang's China Investments	Asia	Hong Kong																				
Chuang's Consortium International	Asia	Hong Kong																				
Country Garden	Asia	Hong Kong																				
Dan Form Holdings	Asia	Hong Kong																				
Dynamic Holdings	Asia	Hong Kong																				
Emperor International	Asia	Hong Kong																				
Emperor Investments	Asia	Hong Kong																				
Far East Consortium	Asia	Hong Kong																				
Gold - Face Holdings	Asia	Hong Kong																				
G-Prop Holdings	Asia	Hong Kong																				
Great Eagle Holdings	Asia	Hong Kong																				
GZI REIT	Asia	Hong Kong																				
Hang Lung Group	Asia	Hong Kong																				
Hang Lung Properties	Asia	Hong Kong																				
Henderson China	Asia	Hong Kong																				
Henderson Investors	Asia	Hong Kong																				
Henderson Land Development	Asia	Hong Kong																				

DATE: AUGUST 2008 CONTACT DETAILS:

Epra: Schiphol Boulevard 283, 1118 BH Schiphol Airport, The Netherlands, T +31 20 405 3830, F +31 20 405 3840, E info@epa.com, W www.epa.com
 Nareit: 1875 Eye Street, N.W., Suite 600, Washington D.C. 20006, USA, T +1 202 739 9400, F + 1 202 739 9401, E info@nareit.com, W www.nareit.com

End-of-Year Constituents Chart

Company	Region	Country	1989	1990	1991	1992	1993	1994	1995	1996	1997	1998	1999	2000	2001	2002	2003	2004	2005	2006	2007	2008 YTD
Heritage International Holdings	Asia	Hong Kong																				
HKR International	Asia	Hong Kong																				
Hon Kwok Land Investments	Asia	Hong Kong																				
Hong Kong Fortune	Asia	Hong Kong																				
Hong Kong Land	Asia	Hong Kong																				
Hong Kong Parkview Group	Asia	Hong Kong																				
Hopson Development Holdings	Asia	Hong Kong																				
Hycomm Wireless	Asia	Hong Kong																				
Hysan Development	Asia	Hong Kong																				
Interchina Holdings	Asia	Hong Kong																				
K Wah International Holdings	Asia	Hong Kong																				
Kerry Properties	Asia	Hong Kong																				
Kowloon Development	Asia	Hong Kong																				
Kwong Sand Hong International	Asia	Hong Kong																				
Lai Fung Holdings	Asia	Hong Kong																				
Lai Sun Development	Asia	Hong Kong																				
Link Real Estate Investment Trust	Asia	Hong Kong																				
Lippo Ltd.	Asia	Hong Kong																				
Liu Chong Hing Investments	Asia	Hong Kong																				
Midland Realty Holdings	Asia	Hong Kong																				
Nam Fong International Holdings	Asia	Hong Kong																				
New Century Group Hong Kong	Asia	Hong Kong																				
New City Beijing Development	Asia	Hong Kong																				
New World China Land	Asia	Hong Kong																				
New World Development	Asia	Hong Kong																				
Pacific Century Premium Development	Asia	Hong Kong																				
Pacific Concord Holdings	Asia	Hong Kong																				
Pearl Oriental Holdings	Asia	Hong Kong																				
Prosperity REIT	Asia	Hong Kong																				
Shanghai Real Estate	Asia	Hong Kong																				
Shenzhen Investment	Asia	Hong Kong																				
Shimao Property Holdings	Asia	Hong Kong																				
Shui On Land	Asia	Hong Kong																				
Silver Grant International	Asia	Hong Kong																				
Sino Land	Asia	Hong Kong																				
Sun Hung Kai Properties	Asia	Hong Kong																				
Swire Pacific	Asia	Hong Kong																				
The Wharf Holdings	Asia	Hong Kong																				

DATE: AUGUST 2008 CONTACT DETAILS:

EPR: Schiphol Boulevard 283, 1118 BH Schiphol Airport, The Netherlands, T +31 20 405 3830, F +31 20 405 3840, E info@epa.com, W www.epa.com
 NAREIT: 1875 Eye Street, N.W., Suite 600, Washington D.C. 20006, USA, T +1 202 739 9400, F + 1 202 739 9401, E info@nareit.com, W www.nareit.com

End-of-Year Constituents Chart

Company	Region	Country	1989	1990	1991	1992	1993	1994	1995	1996	1997	1998	1999	2000	2001	2002	2003	2004	2005	2006	2007	2008	YTD
Wheelock Properties	Asia	Hong Kong																					
Aeon Mall Co. Ltd	Asia	Japan																					
Cesar	Asia	Japan																					
Daibiru Corp.	Asia	Japan																					
Daikyo	Asia	Japan																					
Diamond City	Asia	Japan																					
Goldcrest	Asia	Japan																					
Hankyu Realty	Asia	Japan																					
Heiwa Real Estate	Asia	Japan																					
Japan Prime Realty Investment	Asia	Japan																					
Japan Real Estate Investment Corporation	Asia	Japan																					
Japan Retail Fund Investment	Asia	Japan																					
Kenedix Realty Investment	Asia	Japan																					
Leopalace21 Corp.	Asia	Japan																					
Mitsubishi Estate	Asia	Japan																					
Mitsui Fudosan Co.	Asia	Japan																					
Mitsui Real Estate Sales	Asia	Japan																					
Mori Trust Sogo REIT	Asia	Japan																					
Nippon Building Fund Inc.	Asia	Japan																					
Nippon Commercial Investment	Asia	Japan																					
Nomura Real Estate Office Fund	Asia	Japan																					
NTT Urban Development	Asia	Japan																					
Orix Jreit Inc.	Asia	Japan																					
Premier Investment Co.	Asia	Japan																					
Shoei	Asia	Japan																					
Sumitomo Realty & Development	Asia	Japan																					
Toc Co.	Asia	Japan																					
Tokyo Tatemono	Asia	Japan																					
Tokyu Land	Asia	Japan																					
Tokyu REIT Inc.	Asia	Japan																					
Towa Real Estate Development	Asia	Japan																					
United Urban Investment	Asia	Japan																					
AMP NZ Office Trust	Asia	New Zealand																					
Kiwi Income Property Trust	Asia	New Zealand																					
Allgreen Properties	Asia	Singapore																					
Allco Commercial Real Estate	Asia	Singapore																					
Ascendas Real Estate Investment Trust	Asia	Singapore																					
CapitaCommercial Trust	Asia	Singapore																					

DATE: AUGUST 2008 CONTACT DETAILS:

EPR: Schiphol Boulevard 283, 1118 BH Schiphol Airport, The Netherlands, T +31 20 405 3830, F +31 20 405 3840, E info@epa.com, W www.epa.com
 NAREIT: 1875 Eye Street, N.W., Suite 600, Washington D.C. 20006, USA, T +1 202 739 9400, F + 1 202 739 9401, E info@nareit.com, W www.nareit.com

End-of-Year Constituents Chart

Company	Region	Country	1989	1990	1991	1992	1993	1994	1995	1996	1997	1998	1999	2000	2001	2002	2003	2004	2005	2006	2007	2008 YTD
Capitaland	Asia	Singapore																				
CapitaMall Trust	Asia	Singapore																				
Fortune REIT	Asia	Singapore																				
Guocoland	Asia	Singapore																				
Hongkong Land Holdings	Asia	Singapore																				
Keppel Land	Asia	Singapore																				
K-REIT Asia	Asia	Singapore																				
Mapletree Logistics Trust	Asia	Singapore																				
Pacific Century Regional Development	Asia	Singapore																				
Singapore Land	Asia	Singapore																				
Suntec REIT	Asia	Singapore																				
Tuan Sing Holdings	Asia	Singapore																				
United Overseas Land	Asia	Singapore																				
Wing Tai Holdings	Asia	Singapore																				
CA Immobilien	Europe	Austria																				
Conwert Immobilien	Europe	Austria																				
Immoeast	Europe	Austria																				
Immofinanz	Europe	Austria																				
Sparkassen Immo Invest	Europe	Austria																				
Sparkassen Immobilien	Europe	Austria																				
Befimmo	Europe	Belgium																				
Bern Comofi	Europe	Belgium																				
Cofinimmo	Europe	Belgium																				
Immobel	Europe	Belgium																				
Intervest Offices	Europe	Belgium																				
Leasinvest	Europe	Belgium																				
Warehouses De Pauw	Europe	Belgium																				
Wereldhave Belgium	Europe	Belgium																				
ES Norden	Europe	Denmark																				
Keops	Europe	Denmark																				
Nordicom	Europe	Denmark																				
Sjaelso Gruppen	Europe	Denmark																				
TK Development	Europe	Denmark																				
Citycon	Europe	Finland																				
Sponda	Europe	Finland																				
Technopolis	Europe	Finland																				
Acanthe Developpement	Europe	France																				
Affine	Europe	France																				

DATE: AUGUST 2008 CONTACT DETAILS:

EPRA: Schiphol Boulevard 283, 1118 BH Schiphol Airport, The Netherlands, T +31 20 405 3830, F +31 20 405 3840, E info@epra.com, W www.epra.com
 NAREIT: 1875 Eye Street, N.W., Suite 600, Washington D.C. 20006, USA, T +1 202 739 9400, F + 1 202 739 9401, E info@nareit.com, W www.nareit.com

End-of-Year Constituents Chart

Company	Region	Country	1989	1990	1991	1992	1993	1994	1995	1996	1997	1998	1999	2000	2001	2002	2003	2004	2005	2006	2007	2008	YTD
Fidei	Europe	France																					
Fonciere Des Regions	Europe	France																					
Fonciere Lyonnaise	Europe	France																					
Gecina	Europe	France																					
Icade	Europe	France																					
Klepierre	Europe	France																					
Locafinanciere	Europe	France																					
Mercialys	Europe	France																					
Sefimeg	Europe	France																					
Silic	Europe	France																					
Simco	Europe	France																					
Societe de la Tour Eiffel	Europe	France																					
Sogeparc	Europe	France																					
Sophia	Europe	France																					
Unibail - Rodamco	Europe	France																					
Union Immobiliere de France	Europe	France																					
Alstria Office	Europe	Germany																					
Bau-Verein Zu Hamburg	Europe	Germany																					
CBB Holding	Europe	Germany																					
Colonia Real Estate	Europe	Germany																					
Deutsche Euroshop	Europe	Germany																					
Deutsche Wohnen	Europe	Germany																					
DIC Asset	Europe	Germany																					
Gagfah	Europe	Germany																					
Hamborner	Europe	Germany																					
IVG Immobilien	Europe	Germany																					
Patrizia Immobilien	Europe	Germany																					
RSE Grundbesitz U-Beteiligung	Europe	Germany																					
Vivacon	Europe	Germany																					
Babis Vovos International	Europe	Greece																					
Eurobank Properties Real Estate Investment	Europe	Greece																					
Lamda Development	Europe	Greece																					
Dunloe Ewart	Europe	Ireland																					
Green Property	Europe	Ireland																					
Aedes	Europe	Italy																					
Beni Stabili	Europe	Italy																					
Gifim	Europe	Italy																					
Immobiliare Grande Distribution	Europe	Italy																					

DATE: AUGUST 2008 CONTACT DETAILS:

EPR: Schiphol Boulevard 283, 1118 BH Schiphol Airport, The Netherlands, T +31 20 405 3830, F +31 20 405 3840, E info@epa.com, W www.epa.com
 NAREIT: 1875 Eye Street, N.W., Suite 600, Washington D.C. 20006, USA, T +1 202 739 9400, F + 1 202 739 9401, E info@nareit.com, W www.nareit.com

End-of-Year Constituents Chart

Company	Region	Country	1989	1990	1991	1992	1993	1994	1995	1996	1997	1998	1999	2000	2001	2002	2003	2004	2005	2006	2007	2008	YTD
Immobiliare Metanopoli	Europe	Italy																					
IPI	Europe	Italy																					
Jolly Hotels	Europe	Italy																					
Pirelli & Co. Real Estate	Europe	Italy																					
Premafin	Europe	Italy																					
Risanamento	Europe	Italy																					
Unione Immobiliare	Europe	Italy																					
AM N.V.	Europe	Netherlands																					
Corio	Europe	Netherlands																					
Eurocommercial Properties	Europe	Netherlands																					
Haslemere	Europe	Netherlands																					
Nieuwe Steen Investments	Europe	Netherlands																					
ProLogis European Properties	Europe	Netherlands																					
Rodamco	Europe	Netherlands																					
Rodamco Europe	Europe	Netherlands																					
Rodamco Retail Nederland	Europe	Netherlands																					
Uni-Invest	Europe	Netherlands																					
Vastned Offices/Industrial	Europe	Netherlands																					
Vastned Retail	Europe	Netherlands																					
Wereldhave	Europe	Netherlands																					
Avantor	Europe	Norway																					
Choice Hotels	Europe	Norway																					
Norgani Hotels	Europe	Norway																					
Norwegian Property	Europe	Norway																					
Olav Thon	Europe	Norway																					
Steen & Strom	Europe	Norway																					
Globe Trade Centre	Europe	Poland																					
Mundicenter	Europe	Portugal																					
Sonae Imobiliaria	Europe	Portugal																					
Inmobiliaria Colonial	Europe	Spain																					
Metrovacesa	Europe	Spain																					
Renta Corp Real Estate	Europe	Spain																					
Testa Inmuebles En Renta (Prima Inmobiliara)	Europe	Spain																					
Vallehermoso	Europe	Spain																					
Asticus	Europe	Sweden																					
Bostads AB Drott	Europe	Sweden																					
Castellum	Europe	Sweden																					
Custos	Europe	Sweden																					

DATE: AUGUST 2008 CONTACT DETAILS:

EPRA: Schiphol Boulevard 283, 1118 BH Schiphol Airport, The Netherlands, T +31 20 405 3830, F +31 20 405 3840, E info@epra.com, W www.epra.com
 NAREIT: 1875 Eye Street, N.W., Suite 600, Washington D.C. 20006, USA, T +1 202 739 9400, F + 1 202 739 9401, E info@nareit.com, W www.nareit.com

End-of-Year Constituents Chart

Company	Region	Country	1989	1990	1991	1992	1993	1994	1995	1996	1997	1998	1999	2000	2001	2002	2003	2004	2005	2006	2007	2008	YTD
Diligentia	Europe	Sweden																					
Dios Anders	Europe	Sweden																					
Fabege	Europe	Sweden																					
Fabege (ex Drott March 2004)	Europe	Sweden																					
Fabege (ex Wihlborgs May 2005)	Europe	Sweden																					
Fast Balder	Europe	Sweden																					
Hufvudstaden A	Europe	Sweden																					
JM	Europe	Sweden																					
Klovern AB	Europe	Sweden																					
Kungsleden	Europe	Sweden																					
Lundbergs B	Europe	Sweden																					
Mandamus Fastigheter	Europe	Sweden																					
Nackebro	Europe	Sweden																					
Norrporten	Europe	Sweden																					
Pandox	Europe	Sweden																					
Piren	Europe	Sweden																					
Platzer	Europe	Sweden																					
Prifast	Europe	Sweden																					
Storheden Fastighets	Europe	Sweden																					
Tornet Fastighets	Europe	Sweden																					
Wihlborgs Fastigheter	Europe	Sweden																					
Allreal Holdings	Europe	Switzerland																					
Intershop B	Europe	Switzerland																					
Maag B	Europe	Switzerland																					
PSP Swiss Property	Europe	Switzerland																					
REG Real Estate Group	Europe	Switzerland																					
Swiss Prime Site	Europe	Switzerland																					
Zueblin Immobilien Holding	Europe	Switzerland																					
Asda Property Holdings	Europe	UK																					
Ashtenne Holdings	Europe	UK																					
Assura	Europe	UK																					
Benchmark Group	Europe	UK																					
Big Yellow Group	Europe	UK																					
BPT	Europe	UK																					
British Land Corp.	Europe	UK																					
Brixton	Europe	UK																					
Burford Holdings	Europe	UK																					
Canary Wharf Group	Europe	UK																					

DATE: AUGUST 2008 CONTACT DETAILS:

EPR: Schiphol Boulevard 283, 1118 BH Schiphol Airport, The Netherlands, T +31 20 405 3830, F +31 20 405 3840, E info@epa.com, W www.epa.com
 NAREIT: 1875 Eye Street, N.W., Suite 600, Washington D.C. 20006, USA, T +1 202 739 9400, F + 1 202 739 9401, E info@nareit.com, W www.nareit.com

End-of-Year Constituents Chart

Company	Region	Country	1989	1990	1991	1992	1993	1994	1995	1996	1997	1998	1999	2000	2001	2002	2003	2004	2005	2006	2007	2008 YTD
Capital & Regional Property	Europe	UK																				
Capital Shopping Centers	Europe	UK																				
Chelsfield	Europe	UK																				
CLS Holdings	Europe	UK																				
Compco Holdings	Europe	UK																				
Daejan Holdings	Europe	UK																				
Delancey Estates	Europe	UK																				
Dencora	Europe	UK																				
Derwent London Holdings	Europe	UK																				
Development Securities	Europe	UK																				
Eskmuir	Europe	UK																				
F&C Commercial Property Trust	Europe	UK																				
Freeport	Europe	UK																				
Frogmore Estates	Europe	UK																				
Grainger Trust	Europe	UK																				
Grantchester Holdings	Europe	UK																				
Great Portland Estates	Europe	UK																				
Hammerson	Europe	UK																				
Helical Bar	Europe	UK																				
ING UK Real Estate Income Trust	Europe	UK																				
Invista Foundation Property Trust	Europe	UK																				
Invesco UK Property Income Trust	Europe	UK																				
ISIS Property Trust 2 Ltd	Europe	UK																				
ISIS Property Trust Ltd	Europe	UK																				
James Smith Estates	Europe	UK																				
Jermyn Investment Properties	Europe	UK																				
Land Securities Group	Europe	UK																				
Liberty International	Europe	UK																				
London Merchant Securities	Europe	UK																				
London Merchant Securities Dfd	Europe	UK																				
Mapeley	Europe	UK																				
Marylebone Warwick Balfour Group	Europe	UK																				
McKay Securities	Europe	UK																				
MEPC	Europe	UK																				
Minerva	Europe	UK																				
Moorfield Group	Europe	UK																				
Mucklow (A. & J.) Group	Europe	UK																				
NHP	Europe	UK																				

DATE: AUGUST 2008 CONTACT DETAILS:

EPRA: Schiphol Boulevard 283, 1118 BH Schiphol Airport, The Netherlands, T +31 20 405 3830, F +31 20 405 3840, E info@epra.com, W www.epra.com
 NAREIT: 1875 Eye Street, N.W., Suite 600, Washington D.C. 20006, USA, T +1 202 739 9400, F + 1 202 739 9401, E info@nareit.com, W www.nareit.com

End-of-Year Constituents Chart

Company	Region	Country	1989	1990	1991	1992	1993	1994	1995	1996	1997	1998	1999	2000	2001	2002	2003	2004	2005	2006	2007	2008	YTD
Pillar Property	Europe	UK																					
Plaza Centers NV	Europe	UK																					
Primary Health Properties	Europe	UK																					
Quintain Estates & Development	Europe	UK																					
Raglan Properties	Europe	UK																					
Saville Gordon Estates	Europe	UK																					
Scottish Met	Europe	UK																					
Shaftesbury	Europe	UK																					
SEGRO	Europe	UK																					
St.Modwen Properties	Europe	UK																					
Standard Life Inv Prop Income Trust	Europe	UK																					
Advantage Property Income Trust	Europe	UK																					
Tops Estates	Europe	UK																					
Town Centre Securities	Europe	UK																					
UK Balanced Property Trust	Europe	UK																					
UK Commercial Property Trust	Europe	UK																					
Unite Group	Europe	UK																					
Warner Estate Holdings	Europe	UK																					
Wates City of London	Europe	UK																					
Westbury Property Fund	Europe	UK																					
Workspace Group	Europe	UK																					
Alexis Nihon REIT	North America	Canada																					
Allied Properties REIT	North America	Canada																					
Boardwalk Real Estate Investment Trust	North America	Canada																					
BPO Properties	North America	Canada																					
Brookfield Properties Corp.	North America	Canada																					
Calloway REIT	North America	Canada																					
Canadian Apartment Properties REIT	North America	Canada																					
Canadian Hotel Income Properties REIT	North America	Canada																					
Canadian REIT	North America	Canada																					
Chartwell Seniors Housing REIT	North America	Canada																					
Cominar REIT	North America	Canada																					
Dundee Real Estate Investment Trust	North America	Canada																					
Extencicare Real Estate Investment Trust	North America	Canada																					
First Capital Realty	North America	Canada																					
H & R REIT	North America	Canada																					
InnVest Real Estate Investment Trust	North America	Canada																					
IPC US Real Estate	North America	Canada																					

DATE: AUGUST 2008 CONTACT DETAILS:

EPR: Schiphol Boulevard 283, 1118 BH Schiphol Airport, The Netherlands, T +31 20 405 3830, F +31 20 405 3840, E info@epa.com, W www.epa.com
 NAREIT: 1875 Eye Street, N.W., Suite 600, Washington D.C. 20006, USA, T +1 202 739 9400, F + 1 202 739 9401, E info@nareit.com, W www.nareit.com

End-of-Year Constituents Chart

Company	Region	Country	1989	1990	1991	1992	1993	1994	1995	1996	1997	1998	1999	2000	2001	2002	2003	2004	2005	2006	2007	2008 YTD
Legacy Hotels REIT	North America	Canada																				
Morguard Real Estate Investment Trust	North America	Canada																				
Northern Property REIT	North America	Canada																				
O & Y Real Estate	North America	Canada																				
Oxford Properties Group	North America	Canada																				
Primaris Retail REIT	North America	Canada																				
Residential Equities REIT	North America	Canada																				
Retirement Residences REIT	North America	Canada																				
Riocan REIT	North America	Canada																				
Summit Real Estate	North America	Canada																				
Sunrise Senior Living Real Estate	North America	Canada																				
Trizec Hahn Corp.	North America	Canada																				
Acadia Realty	North America	USA																				
Hilltop Holdings	North America	USA																				
Agree Realty	North America	USA																				
Alexanders Inc.	North America	USA																				
Alexandria Real Estate Equity	North America	USA																				
AMB Property	North America	USA																				
American Campus Communities	North America	USA																				
American Financial Realty Trust	North America	USA																				
AMLI Residential Property Trust	North America	USA																				
Anthracite Capital	North America	USA																				
Apartment Investment Management	North America	USA																				
Archstone-Smith Trust	North America	USA																				
Arden Realty	North America	USA																				
Ashford Hospitality Trust	North America	USA																				
Associated Estates Realty	North America	USA																				
Avalonbay Communities	North America	USA																				
Bedford Property Investors	North America	USA																				
BioMed Realty Trust	North America	USA																				
BNP Residential Properties	North America	USA																				
Boca Resorts	North America	USA																				
Boston Property	North America	USA																				
Boykin Lodging	North America	USA																				
Brandywine Realty	North America	USA																				
BRE Properties	North America	USA																				
Burnham Pacific Properties	North America	USA																				
Cabot	North America	USA																				

DATE: AUGUST 2008 CONTACT DETAILS:

EPRA: Schiphol Boulevard 283, 1118 BH Schiphol Airport, The Netherlands, T +31 20 405 3830, F +31 20 405 3840, E info@epra.com, W www.epra.com
 NAREIT: 1875 Eye Street, N.W., Suite 600, Washington D.C. 20006, USA, T +1 202 739 9400, F + 1 202 739 9401, E info@nareit.com, W www.nareit.com

End-of-Year Constituents Chart

Company	Region	Country	1989	1990	1991	1992	1993	1994	1995	1996	1997	1998	1999	2000	2001	2002	2003	2004	2005	2006	2007	2008 YTD	
Camden Property	North America	USA																					
Capital Automotive Trust	North America	USA																					
Carramerica Trust	North America	USA																					
Catellus Development Corp.	North America	USA																					
CBL & Associates Properties	North America	USA																					
Cedar Shopping Centers	North America	USA																					
Center Trust	North America	USA																					
Centerpoint Properties	North America	USA																					
Centracore Properties Trust	North America	USA																					
Charles E Smith Residential Realty	North America	USA																					
Chateau Communities	North America	USA																					
Chelsea Property Group	North America	USA																					
Choice Hotels	North America	USA																					
Colonial Properties	North America	USA																					
Columbia Equity Trust Inc.	North America	USA																					
Cornerstone Realty Income Trust	North America	USA																					
Corporate Office Properties	North America	USA																					
Corrections Corporation of America	North America	USA																					
Cousins Property	North America	USA																					
Crescent Real Estate Equity Corp.	North America	USA																					
Crestline Capital	North America	USA																					
Criimi Mae Inc.	North America	USA																					
Crown American Realty	North America	USA																					
CRT Properties	North America	USA																					
DCT Industrial Trust	North America	USA																					
Developers Diversified Realty	North America	USA																					
Diamondrock Hospitality	North America	USA																					
Digital Realty Trust	North America	USA																					
Douglas Emmett	North America	USA																					
Duke Realty Corp	North America	USA																					
Dupont Fabros Technology	North America	USA																					
Dynex Capital	North America	USA																					
Eastgroup Properties	North America	USA																					
Education Realty Trust	North America	USA																					
Entertainment Properties Trust	North America	USA																					
Equity Inns	North America	USA																					
Equity Lifestyle Properties	North America	USA																					
Equity Office Properties	North America	USA																					

DATE: AUGUST 2008 CONTACT DETAILS:

EPR: Schiphol Boulevard 283, 1118 BH Schiphol Airport, The Netherlands, T +31 20 405 3830, F +31 20 405 3840, E info@epa.com, W www.epa.com
 NAREIT: 1875 Eye Street, N.W., Suite 600, Washington D.C. 20006, USA, T +1 202 739 9400, F + 1 202 739 9401, E info@nareit.com, W www.nareit.com

End-of-Year Constituents Chart

Company	Region	Country	1989	1990	1991	1992	1993	1994	1995	1996	1997	1998	1999	2000	2001	2002	2003	2004	2005	2006	2007	2008 YTD
Equity One Inc	North America	USA																				
Equity Residential	North America	USA																				
Essex Property Trust	North America	USA																				
Extended Stay America	North America	USA																				
Extra Space Storage	North America	USA																				
Federal Realty Investors	North America	USA																				
FelCor Lodging	North America	USA																				
First Industrial Realty Trust	North America	USA																				
First Potomac Realty Trust	North America	USA																				
Forest City A	North America	USA																				
Franchise Finance Corp. of America	North America	USA																				
Gables Residential Trust	North America	USA																				
General Growth Properties	North America	USA																				
Getty Realty	North America	USA																				
Glenborough Realty Trust	North America	USA																				
Glimcher Realty Trust	North America	USA																				
Global Signal Inc.	North America	USA																				
GMH Communities Trust	North America	USA																				
Golf Trust America	North America	USA																				
Government Properties Trust	North America	USA																				
Gramercy Capital Corp	North America	USA																				
Great Lakes REIT	North America	USA																				
Health Care Property Investments	North America	USA																				
Healthcare Realty Trust	North America	USA																				
Healthcare REIT	North America	USA																				
Heritage Property Investments	North America	USA																				
Hersha Hospitality Trust A	North America	USA																				
Highland Hospitality	North America	USA																				
Highwoods Properties	North America	USA																				
Hilton Hotels	North America	USA																				
Home Properties	North America	USA																				
Hospitality Properties Trust	North America	USA																				
Host Hotels & Resorts	North America	USA																				
HRPT Properties	North America	USA																				
Inland Real Estate	North America	USA																				
Innkeepers USA Trust	North America	USA																				
Investors Real Estate Trust	North America	USA																				
IRT Property	North America	USA																				

DATE: AUGUST 2008 CONTACT DETAILS:

EPR: Schiphol Boulevard 283, 1118 BH Schiphol Airport, The Netherlands, T +31 20 405 3830, F +31 20 405 3840, E info@epa.com, W www.epa.com
 NAREIT: 1875 Eye Street, N.W., Suite 600, Washington D.C. 20006, USA, T +1 202 739 9400, F + 1 202 739 9401, E info@nareit.com, W www.nareit.com

End-of-Year Constituents Chart

Company	Region	Country	1989	1990	1991	1992	1993	1994	1995	1996	1997	1998	1999	2000	2001	2002	2003	2004	2005	2006	2007	2008	YTD
JDN Realty Corp.	North America	USA																					
JP Realty	North America	USA																					
Keystone Property Trust	North America	USA																					
Kilroy Realty	North America	USA																					
Kimco Realty Corp.	North America	USA																					
Kite Realty Group Trust	North America	USA																					
Konover Property	North America	USA																					
Kramont Realty Trust	North America	USA																					
La Quinta Properties	North America	USA																					
LaSalle Hotel Properties	North America	USA																					
Lexington Realty Trust	North America	USA																					
Liberty Property Trust	North America	USA																					
LTC Properties	North America	USA																					
Macerich	North America	USA																					
Mack Cali Realty	North America	USA																					
Maguire Properties	North America	USA																					
Manor Care	North America	USA																					
Medical Properties Trust	North America	USA																					
Meristar Hospitality	North America	USA																					
Mid-America Apartment Communities	North America	USA																					
Mid-Atlantic Realty Trust	North America	USA																					
Mission West Properties	North America	USA																					
National Golf Properties	North America	USA																					
National Health Investors	North America	USA																					
National Healthcare	North America	USA																					
National Retail Properties	North America	USA																					
Nationwide Health Properties	North America	USA																					
New Plan Excel Realty Trust	North America	USA																					
Omega Healthcare REIT	North America	USA																					
Orient Express Hotels	North America	USA																					
Pan Pacific Retail Properties	North America	USA																					
Parkway Properties	North America	USA																					
Pennsylvania Real Estate Investment Trust	North America	USA																					
Post Properties	North America	USA																					
Prentiss Properties Trust	North America	USA																					
Prime Group Realty Trust	North America	USA																					
Prime Hospitality	North America	USA																					
Prime Legacy	North America	USA																					

DATE: AUGUST 2008 CONTACT DETAILS:

EPR: Schiphol Boulevard 283, 1118 BH Schiphol Airport, The Netherlands, T +31 20 405 3830, F +31 20 405 3840, E info@epa.com, W www.epa.com
 NAREIT: 1875 Eye Street, N.W., Suite 600, Washington D.C. 20006, USA, T +1 202 739 9400, F + 1 202 739 9401, E info@nareit.com, W www.nareit.com

End-of-Year Constituents Chart

Company	Region	Country	1989	1990	1991	1992	1993	1994	1995	1996	1997	1998	1999	2000	2001	2002	2003	2004	2005	2006	2007	2008 YTD	
Prologis	North America	USA																					
PS Business Parks	North America	USA																					
Public Storage	North America	USA																					
Ramco-Gershenson Properties	North America	USA																					
Realty Income	North America	USA																					
Reckson Associates Realty Corp. A	North America	USA																					
Reckson Associates Realty Corp. B	North America	USA																					
Regency Centers	North America	USA																					
Republic Property	North America	USA																					
RFS Hotel Investors	North America	USA																					
Saul Centers	North America	USA																					
Senior Housing Property Trust	North America	USA																					
Shurgard Storage Centers	North America	USA																					
Simon Property Group	North America	USA																					
Sizelez Property Investors	North America	USA																					
SL Green Realty	North America	USA																					
Sovran Self Storage	North America	USA																					
Spirit Finance Corp.	North America	USA																					
Starwood Hotels & Resorts	North America	USA																					
Storage USA	North America	USA																					
Strategic Hotels & Resorts	North America	USA																					
Summit Properties	North America	USA																					
Sun Communities	North America	USA																					
Sunstone Hotel Investors	North America	USA																					
Tanger Factory Outlet Center	North America	USA																					
Taubman Centers	North America	USA																					
The Mills Corporation	North America	USA																					
The Rouse Corporation	North America	USA																					
The St. Joe Company	North America	USA																					
Town and Country Trust	North America	USA																					
Trizec Properties	North America	USA																					
Truststreet Properties	North America	USA																					
UDR	North America	USA																					
Universal Health Realty Income	North America	USA																					
Urstadt Biddle Properties	North America	USA																					
U-Store-It Trust	North America	USA																					
Ventas Inc	North America	USA																					
Vornado Realty	North America	USA																					

DATE: AUGUST 2008 CONTACT DETAILS:

EPR: Schiphol Boulevard 283, 1118 BH Schiphol Airport, The Netherlands, T +31 20 405 3830, F +31 20 405 3840, E info@epa.com, W www.epa.com
 NAREIT: 1875 Eye Street, N.W., Suite 600, Washington D.C. 20006, USA, T +1 202 739 9400, F + 1 202 739 9401, E info@nareit.com, W www.nareit.com

End-of-Year Constituents Chart

Company	Region	Country	1989	1990	1991	1992	1993	1994	1995	1996	1997	1998	1999	2000	2001	2002	2003	2004	2005	2006	2007	2008	YTD
Washington Real Estate Investments	North America	USA																					
Weingarten Realty Investors	North America	USA																					
Windrose Medical Properties	North America	USA																					
Winston Hotels	North America	USA																					
Winthrop Realty Trust	North America	USA																					
Wyndham International	North America	USA																					

DATE: AUGUST 2008 CONTACT DETAILS:

EPRA: Schiphol Boulevard 283, 1118 BH Schiphol Airport, The Netherlands, T +31 20 405 3830, F +31 20 405 3840, E info@epra.com, W www.epra.com
 NAREIT: 1875 Eye Street, N.W., Suite 600, Washington D.C. 20006, USA, T +1 202 739 9400, F + 1 202 739 9401, E info@nareit.com, W www.nareit.com

Section 7

Details on Methodology

DATE: AUGUST 2008 CONTACT DETAILS:

EPRA: Schiphol Boulevard 283, 1118 BH Schiphol Airport, The Netherlands, T +31 20 405 3830, F +31 20 405 3840, E info@epra.com, W www.epra.com
NAREIT: 1875 Eye Street, N.W., Suite 600, Washington D.C. 20006, USA, T +1 202 739 9400, F + 1 202 739 9401, E info@nareit.com, W www.nareit.com

Asset Class Comparisons and Correlations

The asset classes are defined as follows. For real estate, the FTSE EPRA/NAREIT indices are used. For broad equities, the national headline index is used (i.e. FTSE 100, CAC 40 etc.) and for multi-country profiles, the FTSE All-world index series is used. For bonds, the JPMorgan Bond index series is used.

Average True Range

The difference between the 1Y high and the 1Y low in index points. A higher reading indicates a higher volatility.

Beta Coefficient

The Beta Coefficient is a measure of a portfolio in relation to the rest of the financial market. It is calculated as follows:

$$\text{Beta} = \frac{\text{Covariance}(10\text{Y Average Returns Broad Equities and } 10\text{Y Average Returns Real Estate})}{\text{Variance Real Estate}} * 100$$

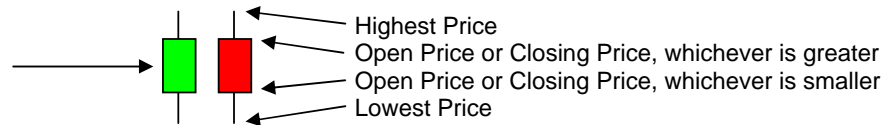
Bollinger Bands

A set of Bollinger Bands are a tool that can be used to measure the 'high-ness' or 'low-ness' of the price relative to the previous one, and acts as a measure of volatility. The Bollinger Bands consist of three lines: a middle band showing a simple moving average, an upper band located at twice the standard deviation above the middle band, and a lower band located at twice the standard deviation below the middle band.

Candlesticks

Candlestick charts give an overview of the daily Open, High, Low, and Close price of the index over a certain period, in this case a month. The graph presents the relationship between these prices and as such show an indication of volatility. Candlesticks can only be created on securities that have intraday pricing, and so for this graph the real time price indices are used (instead of the total return indices that are used in the remainder of this chart book). A candlestick chart reads as follows:

If the body is colored green,
then the index went up.
If colored red, the index closed
down



Capital Allocation Line

The CAL is the line between a risky asset (either a real estate portfolio or a broad equity portfolio), and the risk-free rate. The risk-free rate is derived by extrapolating the line between the risky asset and the JPMorgan bond index.

Dividend Yields

The dividend market capitalisation (defined as the dividend multiplied by the shares in issue and free float percentage) paid during the last twelve months as a percentage of the investable market capitalisation of the index.

Efficient Frontier

The efficient frontier shows the minimum variance portfolio (or least risky portfolio) for a given rate of return. The resulting line shows the most efficient portfolio for any given combination of risk and return. Rational investors will construct portfolios that have risk-return profiles that are located on this frontier.

DATE: AUGUST 2008 CONTACT DETAILS:

EPRA: Schiphol Boulevard 283, 1118 BH Schiphol Airport, The Netherlands, T +31 20 405 3830, F +31 20 405 3840, E info@epra.com, W www.epra.com
NAREIT: 1875 Eye Street, N.W., Suite 600, Washington D.C. 20006, USA, T +1 202 739 9400, F +1 202 739 9401, E info@nareit.com, W www.nareit.com

Equally Weighted Value-at-Risk

The Value-at-Risk of an index is calculated by multiplying the market capitalisation of an index by the 10Y standard deviation of the index. Equally weighted refers to that older observations are given the same weight as the more recent observations.

Investment Horizons

The ratio of the average monthly return divided by the average monthly volatility over the specified periods, 1 to 18 years.

Moving Averages

The oscillator compares the long term (5Y) average with the short term (1Y) average. When these two lines cross a change in trend is identified. The graph shows the difference between the long term and short term. A negative difference indicates a downward trend, and a positive difference indicates an upward trend.

Relative Strength Indicator

The Relative Strength Indicator is an index between 0 and 100. A value between 70 and 100 indicates that the market is overbought, and a value between 0 and 30 indicates the market is oversold. The RSI is calculated using the following formula:

$$RSI = 100 - \left[\frac{100}{\left(1 + \text{ABS} \left\{ \frac{1Y \text{ Average Monthly Gain}}{1Y \text{ Average Monthly Loss}} \right\} \right)} \right]$$

Retracement Levels

The Fibonacci ratios (0.618, 0.50 and 0.382) are applied to the range between the 1Y High and 1Y Low.

Retracement levels are important in the case of a "changing market", i.e. when the index breaks out of its trend.

When the index breaks out of a long-term upward trend and starts a downward correction, the retracement levels show support levels.

When the index breaks out of a long-term downward trend and starts an upward correction, the retracement levels show resistance levels.

Risk/Return Profiles

The risk/return profile-value is determined by the 10Y average risk (calculated by the standard deviation) on the X-axis and the 10Y average return on the Y-axis.

Seasonality Chart

This chart compares the index value on a year-by-year basis. Each line represents the index in a particular year, and when combined with each other, a comparison can be made to see whether a pattern can be found, i.e. does the index always perform the same way in a particular month.

DATE: AUGUST 2008 CONTACT DETAILS:

EPRA: Schiphol Boulevard 283, 1118 BH Schiphol Airport, The Netherlands, T +31 20 405 3830, F +31 20 405 3840, E info@epra.com, W www.epra.com
NAREIT: 1875 Eye Street, N.W., Suite 600, Washington D.C. 20006, USA, T +1 202 739 9400, F +1 202 739 9401, E info@nareit.com, W www.nareit.com

Sharpe Ratio

The Sharpe ratio is a measure of the excess return (or Risk Premium) above the risk free rate (as measured by the JPMorgan Bond index) per unit of risk in an investment asset or a trading strategy. It is calculated as follows:

$$\text{Sharpe} = \frac{(10\text{Y average return of the index} - 10\text{Y average return of the risk free rate})}{10\text{Y Volatility}}$$

Technical Analysis

This is an attempt to indicate long term trends in the movement of the index.

PLEASE NOTE: Identifying these trends, especially the resistance and support levels, is subjective and expresses the views of the author only and not necessarily the view of EPRA. Please refer to pages 106 and 107 for further details.

Velocity

This liquidity measure is calculated by the number of shares traded over a 12-month period divided by the free-float adjusted shares in issue at the end of the period.

Volatility

The volatility shows the variability of returns over a 12-month period, revealing the extent by which the returns of an index value change from the average.

Low volatility indicates the returns for an index have stayed quite close to the average whereas a high volatility would indicate a larger fluctuation over the time period. Volatility can therefore be seen as a market measure for risk.

DATE: AUGUST 2008 CONTACT DETAILS:

EPRA: Schiphol Boulevard 283, 1118 BH Schiphol Airport, The Netherlands, T +31 20 405 3830, F +31 20 405 3840, E info@epra.com, W www.epra.com
NAREIT: 1875 Eye Street, N.W., Suite 600, Washington D.C. 20006, USA, T +1 202 739 9400, F + 1 202 739 9401, E info@nareit.com, W www.nareit.com

Section 8

Data Vendor Codes

DATE: AUGUST 2008 CONTACT DETAILS:

EPRA: Schiphol Boulevard 283, 1118 BH Schiphol Airport, The Netherlands, T +31 20 405 3830, F +31 20 405 3840, E info@epra.com, W www.epra.com
NAREIT: 1875 Eye Street, N.W., Suite 600, Washington D.C. 20006, USA, T +1 202 739 9400, F + 1 202 739 9401, E info@nareit.com, W www.nareit.com

Data Vendor Codes - Indices



Index	Price Indices						Gross Total Return Indices						Net Total Return Indices					
	EUR	USD	GBP	JPY	AUD	Local	EUR	USD	GBP	JPY	AUD	Local	EUR	USD	GBP	JPY	AUD	Local
ASIA 33 INDEX																		
ASIA DIVERSIFIED INDEX	EGADE	EGADU	EGADG	EGADJ	EGADA		TEGADE	TEGADU	TEGADG	TEGADJ	TEGADA							
ASIA DIVIDEND+ INDEX	ENAD					ENAS (HKD)												
ASIA EX AUSTRALIA DIVERSIFIED INDEX	EAADE	EAAADU	EAAADG	EAAADJ	EAAADA		TEAADE	TEAADU	TEAADG	TEAAAJ	TEAADA							
ASIA EX AUSTRALIA HEALTHCARE INDEX	EAAHE	EAAHU	EAAHG	EAAHJ	EAAHA		TEAAHE	TEAAHU	TEAAHG	TEAAHJ	TEAAHA							
ASIA EX AUSTRALIA INDEX	EPAAE	EPAAU	EPAAG	EPAAJ	EPAAA		TEPAAE	TEPAUJ	TEPAG	TEPAJ	TEPAA		TRPAAE	TRPAUJ	TRPAG	TRPAJ		
ASIA EX AUSTRALIA INDUSTRIAL INDEX	EAAIE	EAAIJ	EAAIG	EAAIJ	EAAIA		TEAAIE	TEAAIJ	TEAIG	TEAAJ	TEAIA							
ASIA EX AUSTRALIA INDUSTRIAL/OFFICE MIXED INDEX	EAAIE	EAAIJ	EAAIG	EAAIJ	EAAIA		TEAAIE	TEAAIJ	TEAIG	TEAAJ	TEAIA							
ASIA EX AUSTRALIA LODGING/RESORTS INDEX	EAAIE	EAAIJ	EAAIG	EAAIJ	EAAIA		TEAAIE	TEAAIJ	TEAIG	TEAAJ	TEAIA							
ASIA EX AUSTRALIA NON-RENTAL INDEX	EAAIE	EAAIJ	EAAIG	EAAIJ	EAAIA		TEAAIE	TEAAIJ	TEAIG	TEAAJ	TEAIA							
ASIA EX AUSTRALIA OFFICE INDEX	EAAIE	EAAIJ	EAAIG	EAAIJ	EAAIA		TEAAIE	TEAAIJ	TEAIG	TEAAJ	TEAIA							
ASIA EX AUSTRALIA RENTAL INDEX	EAAIE	EAAIJ	EAAIG	EAAIJ	EAAIA		TEAAIE	TEAAIJ	TEAIG	TEAAJ	TEAIA							
ASIA EX AUSTRALIA RETAIL INDEX	EAAIE	EAAIJ	EAAIG	EAAIJ	EAAIA		TEAAIE	TEAAIJ	TEAIG	TEAAJ	TEAIA							
ASIA EX AUSTRALIA SELF STORAGE INDEX	EAAIE	EAAIJ	EAAIG	EAAIJ	EAAIA		TEAAIE	TEAAIJ	TEAIG	TEAAJ	TEAIA							
ASIA EX AUSTRALIA RESIDENTIAL INDEX	EAAIE	EAAIJ	EAAIG	EAAIJ	EAAIA		TEAAIE	TEAAIJ	TEAIG	TEAAJ	TEAIA							
ASIA EX AUSTRALIA SPECIALTY INDEX	EAAIE	EAAIJ	EAAIG	EAAIJ	EAAIA		TEAAIE	TEAAIJ	TEAIG	TEAAJ	TEAIA							
ASIA INDEX	EGAS	EGASU	EGASG	EGASJ	EGASA		REGA	RUGA	RUGA	RYAS		TRGASE	TRGASU	TRGASG	TRGASJ			
ASIA INDUSTRIAL INDEX	EGAI	EGAIU	EGAI	EGAIJ	EGAI		TEGAI	TEGAIU	TEGAI	TEGAIJ	TEGAI							
ASIA LODGING/RESORTS INDEX	EGALE	EGALU	EGALG	EGALJ	EGALA		TEGALE	TEGALU	TEGALG	TEGALJ	TEGALA							
ASIA NON-REITS INDEX	ENASE	ENASU	ENASG	ENASJ	ENASA		TENASE	TENASU	TENASG	TENASJ	TENASA							
ASIA OFFICE INDEX	EGAF	EGAFU	EGAFG	EGAFJ	EGAF		TEGAF	TEGAFU	TEGAFG	TEGAFJ	TEGAF							
ASIA PAC EX JPN EX AUS LIQUID INDEX	GSLOAPE	GSLOAPU	GSLOAPG	GSLOAPJ	GSLOAPA	GSLOAPH (HKD), GSLOAPS (SGD)	TGSLOAPE	TGSLOAPU	TGSLOAPG	TGSLOAPJ	TGSLOAPA	TGSLOAPH (HKD), TGSLOAPS (SGD)						
ASIA REITS INDEX	ERASE	ERASU	ERASG	ERASJ	ERASA		TERASE	TERASU	TERASG	TERASJ	TERASA							
ASIA RESIDENTIAL INDEX	EGAE	EGAEU	EGAE	EGAEJ	EGAEA		TEGAE	TEGAU	TEGAE	TEGAEJ	TEGAEA							
ASIA RETAIL INDEX	EGATE	EGATU	EGATG	EGATJ	EGATA		TEGATE	TEGATU	TEGATG	TEGATJ	TEGATA							
AUSTRALIA HEDGED IN US\$ INDEX												FTAHUST						
AUSTRALIA INDEX	ENAU	ENAU	PLAU	PLAU	ELAU	ELAU	REAU	RUAU	RUAU	RYAU	RDUA	TRLAUE	TRLAUJ	TRLAUG	TRLAUJ	TRLAUJ		
AUSTRALIA LIQUID INDEX	LIQELAU	LIQELAUJ	LIQELAUJ	LIQELAUJ	LIQELAUJ		TLQELAU	TLQELAUJ	TLQELAUJ	TLQELAUJ	TLQELAUJ							
AUSTRIA INDEX	UPAS	UPAS	PPAS	PPAS	YPAS	YPAS	REPAS	RPAS	RPAS	RYAS		TRPASE	TRPASU	TRPAG	TRPASJ			
BELGIUM INDEX	RPBL	RPBL	RPBL	RPBL	RPBL	RPBL	TRPBL	TRPBL	TRPBL	TRPBL	TRPBL	TRPBLJ	TRPBLJ	TRPBLG	TRPBLJ			
CANADA INDEX	ENCA	ENCA	PLCA	PLCA	YLCA	YLCA	RCAC	RCAC	RCAC	RYCA	RCAC	TRLCAE	TRLCAU	TRLCAG	TRLCAJ		TRLCAL (CAD)	
CUSTOM GLOBAL INDEX	FTGIEUR	FTGLUSD					FTGIEUR	FTGLUSTR				FTGLCTR						
CZECH REPUBLIC INDEX																		
DENMARK INDEX	EPDK	EPDK	PLDK	PLDK	YDK	YDK	RPKK	RPKK	RPLD	RYDK		TRPCZE	TRPCZU	TRPCZG	TRPCZJ		TRPCZL (NZD)	
EUROPE CAPPED INDEX	EORA	EORAU	EORAG	EORAG	EORAG		TEORAE	TEORAU	TEORAG	TEORAJ		TRLDKE	TRLDKU	TRLDKG	TRLDKJ			
EUROPE DIVERSIFIED INDEX	EPRDE	EPREDU	EPRDG	EPRDJ	EPRDA		TEPRDE	TEPRDU	TEPRDG	TEPRDJ	TEPRDA							
EUROPE EURO ZONE CAPPED INDEX	EOEU	EOEUJ	EOEUG	EOEUG	EOEUJ		TEOEUE	TEOEUJ	TEOEUG	TEOEUJ								
EUROPE EURO ZONE DIVERSIFIED INDEX	EPEDE	EPEDU	EPEDG	EPEDJ	EPEDA		TEPEDE	TEPEDU	TEPEDG	TEPEDJ	TEPEDA							
EUROPE EURO ZONE INDEX	EPEU	EPEUJ	EPEUG	EPEUG	EPEUJ		TEPEU	TEPEUJ	TEPEUG	TEPEUJ		NEPEU	NJPEU	NPEU	NPEU			
EUROPE EURO ZONE INDUSTRIAL INDEX	EPEIE	EPEIJ	EPEIG	EPEIJ	EPEIA		TEPEIE	TEPEIJ	TEPEIG	TEPEIJ	TEPEIA							
EUROPE EURO ZONE OFFICE INDEX	EPEFE	EPEFU	EPEFG	EPEFJ	EPEFA		TEPEFE	TEPEFU	TEPEFG	TEPEFJ	TEPEFA							
EUROPE EURO ZONE RESIDENTIAL INDEX	EPEFE	EPEFU	EPEFG	EPEFJ	EPEFA		TEPEFE	TEPEFU	TEPEFG	TEPEFJ	TEPEFA							
EUROPE EURO ZONE RETAIL INDEX	EPEFE	EPEFU	EPEFG	EPEFJ	EPEFA		TEPEFE	TEPEFU	TEPEFG	TEPEFJ	TEPEFA							
EUROPE EX UK CAPPED INDEX	EPEFE	EPEFU	EPEFG	EPEFJ	EPEFA		TEPEFE	TEPEFU	TEPEFG	TEPEFJ	TEPEFA							
EUROPE EX UK DIVIDEND+ INDEX	ENDP																	
EUROPE EX UK INDEX	EXUK		GXLK	YXLK	YXLK		RXLK	RXLK	RXLK	RYXLK		REXLK	NJXLK	NPXLK	NYXLK			
EUROPE EX UK LIQUID INDEX	GSLOEUE	GSLOEUJ	GSLOEUG	GSLOEUG	GSLOEUA	GSLOEUI (HKD), GSLOEUS (SGD)	TGSLOEUE	TGSLOEUJ	TGSLOEUG	TGSLOEUG	TGSLOEUA	TGSLOEUI (HKD), TGSLOEUS (SGD)						
EUROPE HEALTHCARE INDEX	EPRIE	EPRIU	EPRI	EPRIJ	EPRIA		TEPRIE	TEPRIU	TEPRI	TEPRIJ	TEPRIA							
EUROPE INDEX	EPRA	EPRA	GPRA	YPR	YPR		RPR	RPR	RPR	RYR		NEPRA	NJPRA	NPPRA	NPRA			
EUROPE INDUSTRIAL INDEX	EPRIE	EPRIU	EPRI	EPRIJ	EPRIA		TEPRIE	TEPRIU	TEPRI	TEPRIJ	TEPRIA							
EUROPE LIQUID 40 CAPPED INDEX	SOELU	SOELUJ	SOELG	SOELJ	SOELU		TSOELU	TSOELUJ	TSOELG	TSOELJ	TSOELU							
EUROPE LIQUID 40 EX UK CAPPED INDEX	SOXU	SOXUJ	SOXUG	SOXUJ	SOXUJ		TSOXU	TSOXUJ	TSOXUG	TSOXUJ	TSOXUJ		NSXU	NJSXU	NPSXU	NSXU		
EUROPE LIQUID 40 EX UK INDEX	SSXU	SSXUJ	SSXUG	SSXUJ	SSXUJ		RSXU	RUSX	RPUJ	RYXU								
EUROPE LIQUID 40 INDEX	SSEL	SSEL	PSEL	YSEL	YSEL		RSEL	RUSE	RPEL	RYSE		NSSL	NJSSL	NPSSL	NYSSL			
EUROPE LODGING/RESORTS INDEX	EPRLE	EPRLU	EPRLG	EPRLJ	EPRLA		TEPRLE	TEPRLU	TEPRLG	TEPRLJ	TEPRLA							
EUROPE NON-REITS INDEX	ENEE	ENEU	ENEEG	ENEEJ	ENEEA		TENEE	TENEU	TENEEG	TENEEJ	TENEEA							
EUROPE OFFICE INDEX	EPRFE	EPRFU	EPRFG	EPRFJ	EPRFA		TEPRFE	TEPRFU	TEPRFG	TEPRFJ	TEPRFA							
EUROPE REITS INDEX	EREE	EREU	EREEG	EREEJ	EREEA		TEREE	TEREU	TEREEG	TEREEJ	TEREEA							
EUROPE RESIDENTIAL INDEX	EPRTE	EPRTU	EPRTG	EPRTJ	EPRTA		TEPRTE	TEPRTU	TEPRTG	TEPRTJ	TEPRTA							
EUROPE RETAIL INDEX	EPRTE	EPRTU	EPRTG	EPRTJ	EPRTA		TEPRTE	TEPRTU	TEPRTG	TEPRTJ	TEPRTA							
EUROPE SELF STORAGE INDEX	EPRSE	EPRSU	EPRSG	EPRSJ	EPRSA		TEPRSE	TEPRSU	TEPRSG	TEPRSJ	TEPRSA							
EUROPE SPECIALTY INDEX	EPRSE	EPRSU	EPRSG	EPRSJ	EPRSA		TEPRSE	TEPRSU	TEPRSG	TEPRSJ	TEPRSA							
EUROPE UK RESTRICTED INDEX	EPHG	EPHG	YPHG	YPHG	YPHG		RPHG	RPHG	RPHG	RYPH		TRPHGE	TRPHGU	TRPHGG	TRPHGJ			
FINLAND INDEX	EPFI	EPFI	YPFI	YPFI	YPFI		RPHG	RPHG	RPHG	RYPH		TRPFI	TRPFIJ	TRPFIG	TRPFIJ			
FRANCE INDEX	EPFR	EPFR	YPFR	YPFR	YPFR		RPRF	RPRF	RPRF	RYFR		TRPFR	TRPFRJ	TRPFRG	TRPFRJ			
GERMANY INDEX	EPGR	EPGR	YPGR	YPGR	YPGR		RPRG	RPRG	RPRG	RYGR		TRPGR	TRPGRJ	TRPGRG	TRPGRJ			
GLOBAL DIVERSIFIED INDEX	ENGVE	ENGVU	ENGVG	ENGVJ	ENGVA		TENGVE	TENGVU	TENGVG	TENGVJ	TENGVA							
GLOBAL DIVIDEND+ INDEX	ENGDD																	
GLOBAL EX ASIA INDEX	EGXA	UGXA	PGXA	YGXA	YGXA		REXA	RUXA	RFXA	RYXA		TRGXAE	TRGXAU	TRGXAG	TRGXAJ			
GLOBAL EX ASIA NON-REITS INDEX	ENXAE	ENXAU	ENXAG	ENXAJ	ENXAA		TENXAE	TENXAU	TENXAG	TENXAJ	TENXAA							
GLOBAL EX ASIA REITS INDEX	ERXAE	ERXAU	ERXAG	ERXAJ	ERXAA		TERXAE	TERXAU	TERXAG	TERXAJ	TERXAA							
GLOBAL EX AUSTRALIA HEDGED IN AUD INDEX						EGAAL						TEGAAL						
GLOBAL EX AUSTRALIA HEDGED IN USD INDEX																		
GLOBAL EX AUSTRALIA INDEX						GAXAU						TGAXAU						TRAXAU

DATE: AUGUST 2008 CONTACT DETAILS:

EPRA: Schiphol Boulevard 283, 1118 BH Schiphol Airport, The Netherlands, T +31 20 405 3830, F +31 20 405 3840, E info@epra.com, W www.epra.com
 NAREIT: 1875 Eye Street, N.W., Suite 600, Washington D.C. 20006, USA, T +1 202 739 9400, F +1 202 739 9401, E info@nareit.com, W www.nareit.com

Data Vendor Codes - Indices



Index	Price Indices						Gross Total Return Indices						Net Total Return Indices					
	EUR	USD	GBP	JPY	AUD	Local	EUR	USD	GBP	JPY	AUD	Local	EUR	USD	GBP	JPY	AUD	Local
GLOBAL EX AUSTRALIA NON-RENTAL IN AUD HEDGED INDEX		GAHNU			GAHNA			TGAHNU			TGAHNA							
GLOBAL EX AUSTRALIA NON-RENTAL IN AUD UNHEDGED INDEX		GAHNU			GAHNA			TGAHNU			TGAHNA							
GLOBAL EX AUSTRALIA RENTAL IN AUD HEDGED INDEX		GAHRU			GAHRA			TGAHRU			TGAHRA							
GLOBAL EX AUSTRALIA RENTAL IN AUD UNHEDGED INDEX		GAURU			GAURA			TGAURU			TGAURA							
GLOBAL EX EUROPE INDEX	EGXE	UGXE	PGXE	YGXE			REXE	RUKE	RPXE	RYXE			TRGXE	TRGXE	TRGXE	TRGXE		
GLOBAL EX EUROPE NON-REITS INDEX	ENXE	ENEU	ENEG	ENEX			TENXE	TENEU	TENEG	TENEX								
GLOBAL EX EUROPE REITS INDEX	ERXE	ERXU	ERXG	ERXJ			TERXE	TERXU	TERXG	TERXJ								
GLOBAL EX JAPAN INDEX	EGXE	EGXU	EGXG	EGXJ			TEGXE	TEGXU	TEGXG	TEGXJ			TRGXJ	TRGXU	TRGXG	TRGXJ		
GLOBAL EX NORTH AMERICA	EGN	UGN	PGN	YGN			REXN	RUN	RPN	RYN			TRGXU	TRGXU	TRGXG	TRGXU		
GLOBAL EX US INDEX	EUXXU	EGXU	PGXU	YGXU			REUGXU	REGXU	RPXU	RYXU			TRGXU	TRGXU	TRGXG	TRGXU		
GLOBAL EX US LIQUID INDEX	GSLXUSE	GSLXUSU	GSLXUSG	GSLXUSJ	GSLXUSA	GSLXUSL (HKD), GSLXUSL (SGD)	TGSLXUSE	TGSLXUSU	TGSLXUSG	TGSLXUSJ	TGSLXUSA	TGSLXUSL (HKD), TGSLXUSL (SGD)						
GLOBAL EX US NON-REITS INDEX	ENXU	ENXU	ENXG	ENXJ			TENXU	TENXU	TENUG	TENXU								
GLOBAL EX US REITS INDEX	ERXU	ERXU	ERXG	ERXJ			TERXU	TERXU	TERUG	TERXU								
GLOBAL HEALTHCARE INDEX	ENGEE	ENGEU	ENGEG	ENGEX	ENGEA		TENGEE	TENGEU	TENEG	TENEX	TENGEA							
GLOBAL HEDGED IN AUD INDEX					EGHAA						TEGAA							
GLOBAL INDEX	ENGL	UNGL	PNGL	YNGL			RNGL	RUGL	RPGL	RYGL			TRNGLE	TRNGLU	TRNGLG	TRNGLU		
GLOBAL INDUSTRIAL INDEX	ENGIE	ENGIU	ENGIG	ENGIX	ENGIA		TENGIE	TENGIU	TENIG	TENIX	TENIA							
GLOBAL INDUSTRIAL OFFICE INDEX	ENGME	ENGMU	ENGMG	ENGMJ	ENGMA		TENGME	TENGMU	TENMG	TENMJ	TENMA							
GLOBAL LIQUID INDEX	GSLQGLE	GSLQGLU	GSLQGLG	GSLQGLJ	GSLQGLA	GSLQGLH (HKD), GSLQGLS (SGD)	TGSLQGLE	TGSLQGLU	TGSLQGLG	TGSLQGLJ	TGSLQGLA	TGSLQGLH (HKD), TGSLQGLS (SGD)						
GLOBAL LODGING/RESORTS INDEX	ENGOE	ENGOU	ENGOG	ENGOJ	ENGOA		TENGOE	TENGOU	TENOG	TENOX	TENOA							
GLOBAL NON-REITS INDEX	ENRGE	ENRGU	ENRGG	ENRGJ			TENRGE	TENRGU	TENRG	TENRJ								
GLOBAL OFFICE INDEX	ENGF	ENGFU	ENFG	ENFJ			TENGF	TENGFU	TENFG	TENFJ								
GLOBAL REITS INDEX	ERGLU						TERGLU											
GLOBAL REITS INDEX	ERGLE	ERGLU	ERGLG	ERGLJ			TERGLE	TERGLU	TERGLG	TERGLJ								
GLOBAL RESIDENTIAL INDEX	ENGAE	ENGAU	ENGAJ	ENGAJ	ENGA		TENGA	TENGAU	TENGAJ	TENGAJ	TENGA							
GLOBAL RETAIL INDEX	ENGT	ENGTU	ENGTG	ENGTJ	ENGT		TENGT	TENGTU	TENGTG	TENGTJ	TENGT							
GLOBAL SELF STORAGE INDEX	ENGSE	ENGSE	ENGSG	ENGSE	ENGSA		TENGE	TENGSU	TENSG	TENSE	TENSA							
GLOBAL SPECIALTY INDEX	ENGP	ENGPU	ENPG	ENPJ	ENGA		TENGP	TENGPU	TENPG	TENPJ	TENGA							
GREECE INDEX	EPGC	EPGC	EPGC	EPGC			REPGC	RUGC	RPGC	RYGC			TRPGC	TRPGU	TRPGG	TRPGJ		
HONG KONG INDEX	EHK	USHK	PLHK	YHK		ELHK (HKD)	REHK	RUHK	RPK	RYK		RHK (HKD)						TRHK (HKD)
HUNGARY INDEX																		
IRELAND INDEX	EPR	UPIR					RPIR	RUPIR					TRPCE	TRPGU	TRPGG	TRPGJ		
ITALY INDEX	EPIT	UPIR	PPIT	YPIT			RPIR	RUPIR	RPII	RYIT			TRPKE	TRPKU	TRPKG	TRPKJ		TRPK (HKD)
JAPAN INDEX	ENJP	UNJP	PNJP	YJJP			RPII	RUPII	RPIJ	RYJP			TRPHI	TRPHU	TRPHG	TRPHJ		TRPHL (HKD)
JAPAN LIQUID INDEX	LIQELJ	LIQELU	LIQELG	LIQELJ	LIQELJ	LIQELJ (HKD), LIQELJ (SGD)	TLIQELJ	TLIQELU	TLIQELG	TLIQELJ	TLIQELJ	TLIQELJ (HKD), TLIQELJ (SGD)						
NETHERLANDS INDEX	EPNL	UPNL	PNNL	YNNL			RPNL	RUPNL	RPN	RYNL			TRPNL	TRPNU	TRPNG	TRPNJ		
NEW ZEALAND INDEX	ENNZ	UNNZ	PNNZ	YNNZ		ELNZ (NZD)	RENZ	RUNZ	RPNZ	RYNZ			TRPNLZ	TRPNLU	TRPNLZ	TRPNLZ		TRPNLZ (NZD)
NORTH AMERICA DIVERSIFIED INDEX	EGNDE	EGNDU	EGNDG	EGNDJ	EGNDA		TENGNDE	TENGNDU	TENNGD	TENGDJ	TENGNDA							
NORTH AMERICA HEALTHCARE INDEX	EGNME	EGNHU	EGNMG	EGNHJ	EGNNA		TENGNME	TENGNHU	TENNG	TENHJ	TENGNNA							
NORTH AMERICA INDEX	EGNA	UGNA	PGNA	YNA			REGN	RUGN	RPN	RYNA			TRGNA	TRGNAU	TRGNG	TRGNAJ		
NORTH AMERICA INDUSTRIAL INDEX	EGNME	EGNHU	EGNMG	EGNHJ	EGNNA		TENGNME	TENGNHU	TENNG	TENHJ	TENGNNA							
NORTH AMERICA LIQUID INDEX	GSLONAE	GSLONAU	GSLONAG	GSLONAJ	GSLONAA	GSLONAH (HKD), GSLONAS (SGD)	TGSLONAE	TGSLONAU	TGSLONAG	TGSLONAJ	TGSLONAA	TGSLONAH (HKD), TGSLONAS (SGD)						
NORTH AMERICA LODGING/RESORTS INDEX	ENGOE	ENGOU	ENGOG	ENGOJ	ENGOA		TENGOE	TENGOU	TENOG	TENOX	TENOA							
NORTH AMERICA INDUSTRIAL OFFICE MIXED INDEX	ENGME	ENGMU	ENGMG	ENGMJ	ENGMA		TENGM	TENGMU	TENMG	TENMJ	TENMA							
NORTH AMERICA OFFICE INDEX	ENGF	ENGFU	ENFG	ENFJ	ENFA		TENGF	TENGFU	TENFG	TENFJ	TENFA							
NORTH AMERICA RESIDENTIAL INDEX	ENGAE	ENGAU	ENGAJ	ENGAJ	ENGA		TENGA	TENGAU	TENGAJ	TENGAJ	TENGA							
NORTH AMERICA RETAIL INDEX	ENGT	ENGTU	ENGTG	ENGTJ	ENGT		TENGT	TENGTU	TENGTG	TENGTJ	TENGT							
NORTH AMERICA SELF STORAGE INDEX	ENGSE	ENGSE	ENGSG	ENGSE	ENGSA		TENGE	TENGSU	TENSG	TENSE	TENSA							
NORTH AMERICA SPECIALTY INDEX	ENGP	ENGPU	ENPG	ENPJ	ENGA		TENGP	TENGPU	TENPG	TENPJ	TENGA							
NORWAY INDEX	ENPK	UPNK				ELNK (NOK)	RPNK	RUPNK					TRLNK	TRLNK	TRLNK	TRLNK		TRLNK (NOK)
POLAND INDEX	EPPT	UPPT					RPPPT	RUPPT					TRPPE	TRPPE	TRPPE	TRPPE		TRPPE (PLN)
PORTUGAL INDEX							TFEPAAE						TRPPE	TRPPE	TRPPE	TRPPE		
PURE ASIA EX AUSTRALIA INDEX																		
PURE ASIA INDEX	EGPA	UGPA	PGPA	YGA			RGPA	RUPA	RPPA	RYPA			TRGPA	TRGPAU	TRGPG	TRGPAJ		
PURE AUSTRALIA INDEX	EPAU	UPAU	PPAU	YPAU	LPAU		REPAAU	RUPAAU	RPPAAU	RYPAU	RLPA		TRGPAU	TRGPAU	TRGPG	TRGPAJ		TRPAUL
SINGAPORE INDEX	ENSI	UNSI	PNSI	YSI		ELSI (SGD)	RESI	RUSI	RPSI	RYSI			TRLSI	TRLSU	TRLSG	TRLSU		TRLSL (SGD)
SOUTH KOREA INDEX	EPSP	UPSP	PPSP	YSP			RPSP	RUPSP	RPPS	RYSP			TRPKR	TRPKU	TRPKG	TRPKJ		TRPKR (KRW)
SPAIN INDEX	EPSP	UPSP	PPSP	YSP			RPSD	RUPSD	RPLSD	RYSD			TRLSDE	TRLSDU	TRLSG	TRLSJ		TRLSL (SEK)
SWEDEN INDEX	EPSP	UPSD	PLSD	YSD		ELSD (SEK)	RPSD	RUPSD	RPLSD	RYSD			TRLSDE	TRLSDU	TRLSG	TRLSJ		TRLSL (SEK)
SWITZERLAND INDEX	EPSP	UPSW	PPSW	YSW		ELSW (CHF)	RPSW	RUPSW	RPLSW	RYSW			TRLSDE	TRLSDU	TRLSG	TRLSJ		TRLSL (CHF)
UK DIVERSIFIED INDEX	ELUDE	ELUDU	ELUDG	ELUDJ	ELUDA		TELUDE	TELUDU	TELUDG	TELUDJ	TELUDA							
UK HEALTHCARE INDEX	ELUHE	ELUHU	ELUHJ	ELUJ	ELUHA		TELUHE	TELUHU	TELUHJ	TELUJ	TELUHA							
UK INDEX	ELUK	ELUK	ELUK	ELUK			RPUK	RUPUK	RPJK	RYUK			NEPUK	NEPUK	NEPUK	NEPUK		
UK INDUSTRIAL INDEX	ELU	ELU	ELUG	ELUJ	ELUA		TELU	TELU	TELUG	TELUJ	TELUA							
UK LIQUID INDEX	LIQELU	LIQELU	LIQELU	LIQELU	LIQELU	LIQELU (HKD), LIQELU (SGD)	TLIQELU	TLIQELU	TLIQELU	TLIQELU	TLIQELU	TLIQELU (HKD), TLIQELU (SGD)						
UK LIQUID INDEX	LIQELU	LIQELU	LIQELU	LIQELU	LIQELU	LIQELU (HKD), LIQELU (SGD)	TLIQELU	TLIQELU	TLIQELU	TLIQELU	TLIQELU	TLIQELU (HKD), TLIQELU (SGD)						
UK LODGING/RESORTS INDEX	ENGOE	ENGOU	ENGOG	ENGOJ	ENGOA		TENGOE	TENGOU	TENOG	TENOX	TENOA							
UK NON-REITS INDEX	ENRGE	ENRGU	ENRGG	ENRGJ			TENRGE	TENRGU	TENRG	TENRJ								
UK OFFICE INDEX	ENGF	ENGFU	ENFG	ENFJ	ENFA		TENGF	TENGFU	TENFG	TENFJ	TENFA							
UK PROPERTY INDEX	INAVEPU	INAVEPU	INAVEPU			INAVEPU (CHF)	TENKRE	TENKRU	TENKRG	TENKRU								
UK REITS INDEX	ENRGE	ENRGU	ENRGG	ENRGJ			TENKRE	TENKRU	TENKRG	TENKRU								
UK RESIDENTIAL INDEX	ENGA	ENGAU	ENGAJ	ENGAJ	ENGA		TENGA	TENGAU	TENGAJ	TENGAJ	TENGA							
UK RETAIL INDEX	ENGT	ENGTU	ENGTG	ENGTJ	ENGT		TENGT	TENGTU	TENGTG	TENGTJ	TENGT							
UK SELF STORAGE INDEX	ENGSE	ENGSE	ENGSG	ENGSE	ENGSA		TENGE	TENGSU	TENSG	TENSE	TENSA							

DATE: AUGUST 2008 CONTACT DETAILS:

EPRA: Schiphol Boulevard 283, 1118 BH Schiphol Airport, The Netherlands, T +31 20 405 3830, F +31 20 405 3840, E info@epra.com, W www.epra.com
 NAREIT: 1875 Eye Street, N.W., Suite 600, Washington D.C. 20006, USA, T +1 202 739 9400, F +1 202 739 9401, E info@nareit.com, W www.nareit.com

Data Vendor Codes - Indices



Index	Price Indices						Gross Total Return Indices						Net Total Return Indices						
	EUR	USD	GBP	JPY	AUD	Local	EUR	USD	GBP	JPY	AUD	Local	EUR	USD	GBP	JPY	AUD	Local	
UK SPECIALTY INDEX	ELUPE	ELUPU	ELUPG	ELUPJ	ELUPA		TELUPE	TELUPU	TELUPG	TELUPJ	TELUPA								
US DIVERSIFIED INDEX	UNLDE	UNLDU	UNLDG	UNLDJ	UNLDA		TUNLDE	TUNLDU	TUNLDG	TUNLDJ	TUNLDA								
US DIVIDEND+ INDEX	ENUD																		
US HEALTHCARE INDEX	UNLHE	UNLHU	UNLHG	UNLHJ	UNLHA		TUNLHE	TUNLHU	TUNLHG	TUNLHJ	TUNLHA								
US INDEX	ENUS	UNUS	PNUS	YNUS			REUS	RIUS	RPNU	RYUS			TRNUSE	TRNUSU	TRNUSG	TRNUSJ			
US INDUSTRIAL INDEX	UNLIE	UNLIU	UNLIG	UNLIJ	UNLIA		TUNLIE	TUNLIU	TUNLIG	TUNLIJ	TUNLIA								
US INDUSTRIAL/OFFICE MIXED INDEX	UNLME	UNLMU	UNLMG	UNLMJ	UNLMA		TUNLME	TUNLMU	TUNLMG	TUNLMJ	TUNLMA								
US LOGGINGS/RESORTS INDEX	UNLLE	UNLLU	UNLLE	UNLLJ	UNLLA		TUNLLE	TUNLLU	TUNLLE	TUNLLJ	TUNLLA								
US OFFICE INDEX	UNLFA	UNLFU	UNLFG	UNLFJ	UNLFA		TUNLFA	TUNLFU	TUNLFG	TUNLFJ	TUNLFA								
US RESIDENTIAL INDEX	UNLEE	UNLEU	UNLEG	UNLEJ	UNLEA		TUNLEE	TUNLEU	TUNLEG	TUNLEJ	TUNLEA								
US RETAIL INDEX	UNLFE	UNLFU	UNLFG	UNLFJ	UNLFA		TUNLFE	TUNLFU	TUNLFG	TUNLFJ	TUNLFA								
US SELF STORAGE INDEX	UNLOE	UNLOU	UNLOG	UNLOJ	UNLOA		TUNLOE	TUNLOU	TUNLOG	TUNLOJ	TUNLOA								
US SPECIALTY INDEX	UNLPE	UNLPU	UNLPG	UNLPJ	UNLPA		TUNLPE	TUNLPU	TUNLPG	TUNLPJ	TUNLPA								

DATE: AUGUST 2008 CONTACT DETAILS:

EPRA: Schiphol Boulevard 283, 1118 BH Schiphol Airport, The Netherlands, T +31 20 405 3830, F +31 20 405 3840, E info@epra.com, W www.epra.com
 NAREIT: 1875 Eye Street, N.W., Suite 600, Washington D.C. 20006, USA, T +1 202 739 9400, F + 1 202 739 9401, E info@nareit.com, W www.nareit.com

Data Vendor Codes - Indices



Index	Price Indices						Gross Total Return Indices						Net Total Return Indices						
	EUR	USD	GBP	JPY	AUD	Local	EUR	USD	GBP	JPY	AUD	Local	EUR	USD	GBP	JPY	AUD	Local	
ASIA 33 INDEX	.FTENAE3						.FTENAJ3												
ASIA DIVIDEND+ INDEX	.FTENAD						.FTENAD												
ASIA EX AUSTRALIA INDEX																			
ASIA INDEX	.FTEGAS	.FTUGAS					.FTEGASE	.FTEGASU	.FTEGASY	.FTEGASS		.FTEGASL	.FTFRPAAE	.FTFRPAAU	.FTFRPAAS	.FTFRPAA		.FTFRPAAL	
ASIA NON-REITS INDEX							.FTENASE	.FTENASU	.FTENASS	.FTENASY		.FTENASL	.FTENASE	.FTENASU	.FTENASS	.FTENASY		.FTENASL	
AUSTRALIA INDEX					.FTELAU		.FTELAUE	.FTELAUJ	.FTELAUS				.FTFRPABE	.FTFRPABU	.FTFRPABS	.FTFRPAB		.FTFRPABL	
AUSTRIA INDEX							.FTEPASE	.FTEPASU	.FTEPASJ	.FTEPASS		.FTEPASL	.FTFRPABE	.FTFRPABU	.FTFRPABS	.FTFRPAB		.FTFRPABL	
BELGIUM INDEX							.FTEPBLE	.FTEPBLU	.FTEPBLY	.FTEPBLS		.FTEPBLL	.FTFRPABE	.FTFRPABU	.FTFRPABS	.FTFRPAB		.FTFRPABL	
CANADA INDEX							.FTELCAE	.FTELCAU	.FTELCAY	.FTELCAS		.FTELCAL	.FTFRPABE	.FTFRPABU	.FTFRPABS	.FTFRPAB		.FTFRPABL	
CZECH INDEX													.FTFRPABE	.FTFRPABU	.FTFRPABS	.FTFRPAB		.FTFRPABL	
DENMARK INDEX							.FTELDKA	.FTELDKU	.FTELDKY	.FTELDKS		.FTELDKL	.FTFRPABE	.FTFRPABU	.FTFRPABS	.FTFRPAB		.FTFRPABL	
EUROPE CAPPED INDEX	.FTEORA						.FTEORA												
EUROPE EURO ZONE CAPPED INDEX	.FTEDEU						.FTEDEU												
EUROPE EURO ZONE INDEX	.FTEPEU						.FTEPEUE	.FTEPEUJ	.FTEPEUS				.FTFRPEUE	.FTFRPEUJ	.FTFRPEUS	.FTFRPEU		.FTFRPEUL	
EUROPE EX UK CAPPED INDEX	.FTEOUK						.FTEOUK												
EUROPE EX UK DIVIDEND+ INDEX	.FTENDP												.FTFRPEUE	.FTFRPEUJ	.FTFRPEUS	.FTFRPEU		.FTFRPEUL	
EUROPE EX UK INDEX	.FTEUKJ						.FTEUKJE	.FTEUKJU	.FTEUKJY	.FTEUKJS		.FTEUKJL	.FTFRPEUE	.FTFRPEUJ	.FTFRPEUS	.FTFRPEU		.FTFRPEUL	
EUROPE INDEX	.FTEPRA	.FTUPRA					.FTEPRAE	.FTEPRAU	.FTEPRAY	.FTEPRAS		.FTEPRAL	.FTFRPEUE	.FTFRPEUJ	.FTFRPEUS	.FTFRPEU		.FTFRPEUL	
EUROPE LIQUID 40 EX UK INDEX							.FTESUJE	.FTESUJU	.FTESUJY	.FTESUJS		.FTESUJL	.FTFRPEUE	.FTFRPEUJ	.FTFRPEUS	.FTFRPEU		.FTFRPEUL	
EUROPE LIQUID 40 INDEX							.FTSSELE	.FTSSELU	.FTSSELY	.FTSSELS		.FTSSELL	.FTFRPEUE	.FTFRPEUJ	.FTFRPEUS	.FTFRPEU		.FTFRPEUL	
EUROPE NON-REITS INDEX	.FTENEE						.FTENEE						.FTFRPEUE	.FTFRPEUJ	.FTFRPEUS	.FTFRPEU		.FTFRPEUL	
EUROPE REITS INDEX	.FTEREE						.FTEREE						.FTFRPEUE	.FTFRPEUJ	.FTFRPEUS	.FTFRPEU		.FTFRPEUL	
EUROPE UK RESTRICTED INDEX	.FTEPHG						.FTEPHGE	.FTEPHGU	.FTEPHGY	.FTEPHGS		.FTEPHGL	.FTFRPHGE	.FTFRPHGU	.FTFRPHGS	.FTFRPHGY		.FTFRPHGL	
FINLAND INDEX							.FTEPFIE	.FTEPFIU	.FTEPFY	.FTEPFIS		.FTEPFIL	.FTFRPFIE	.FTFRPFIU	.FTFRPFY	.FTFRPFIS		.FTFRPFIL	
FRANCE INDEX							.FTEPFRE	.FTEPFRU	.FTEPFYR	.FTEPFRS		.FTEPFRL	.FTFRPFRE	.FTFRPFRU	.FTFRPFYR	.FTFRPFIS		.FTFRPFIL	
GERMANY INDEX							.FTEPGRE	.FTEPGRU	.FTEPGYR	.FTEPGRS		.FTEPGRL	.FTFRPGRE	.FTFRPGRU	.FTFRPGYR	.FTFRPGRS		.FTFRPGRL	
GLOBAL DIVIDEND+ INDEX	.FTENG0						.FTENG0												
GLOBAL EX ASIA INDEX							.FTEGAE						.FTFRGAE						
GLOBAL EX ASIA NON-REITS INDEX							.FTENXAE	.FTENXAU	.FTENXAY	.FTENXAS		.FTENXAL	.FTFRGAE	.FTFRGAU	.FTFRGAY	.FTFRGAS		.FTFRGAL	
GLOBAL EX ASIA REITS INDEX							.FTERXAE	.FTERXAU	.FTERXAY	.FTERXAS		.FTERXAL	.FTFRGAE	.FTFRGAU	.FTFRGAY	.FTFRGAS		.FTFRGAL	
GLOBAL EX AUSTRALIA HEDGED IN AUD INDEX												.FTEGAAA	.FTFRGAE	.FTFRGAU	.FTFRGAY	.FTFRGAS		.FTFRGAL	
GLOBAL EX AUSTRALIA HEDGED IN USD INDEX												.FTFRAXA	.FTFRGAE	.FTFRGAU	.FTFRGAY	.FTFRGAS		.FTFRGAL	
GLOBAL EX AUSTRALIA INDEX												.FTFRAXA	.FTFRGAE	.FTFRGAU	.FTFRGAY	.FTFRGAS		.FTFRGAL	
GLOBAL EX EUROPE INDEX							.FTEGXEE	.FTEGXEU	.FTEGXEY	.FTEGXES		.FTEGXEL	.FTFRGXEE	.FTFRGXEU	.FTFRGXES	.FTFRGXEY		.FTFRGXEL	
GLOBAL EX EUROPE NON-REITS INDEX							.FTENXEE	.FTENXEU	.FTENXES	.FTENXEY		.FTENXEL	.FTFRGXEE	.FTFRGXEU	.FTFRGXES	.FTFRGXEY		.FTFRGXEL	
GLOBAL EX EUROPE REITS INDEX							.FTEKXEE	.FTEKXEU	.FTEKXES	.FTEKXEY		.FTEKXEL	.FTFRGXEE	.FTFRGXEU	.FTFRGXES	.FTFRGXEY		.FTFRGXEL	
GLOBAL EX JAPAN INDEX							.FTEGXNE	.FTEGXNJ	.FTEGXNY	.FTEGXNS		.FTEGXNL	.FTFRGXEE	.FTFRGXEU	.FTFRGXES	.FTFRGXEY		.FTFRGXEL	
GLOBAL EX NORTH AMERICA INDEX													.FTFRGXEE	.FTFRGXEU	.FTFRGXES	.FTFRGXEY		.FTFRGXEL	
GLOBAL EX NORTH AMERICA REITS INDEX													.FTFRGXEE	.FTFRGXEU	.FTFRGXES	.FTFRGXEY		.FTFRGXEL	
GLOBAL EX US INDEX	.FTEGX0						.FTENXUE	.FTENXUJ	.FTENXUS	.FTENXUY		.FTENXUL	.FTFRGXEE	.FTFRGXEU	.FTFRGXES	.FTFRGXEY		.FTFRGXEL	
GLOBAL EX US NON-REITS INDEX							.FTENXUE	.FTENXUJ	.FTENXUS	.FTENXUY		.FTENXUL	.FTFRGXEE	.FTFRGXEU	.FTFRGXES	.FTFRGXEY		.FTFRGXEL	
GLOBAL EX US REITS INDEX													.FTFRGXEE	.FTFRGXEU	.FTFRGXES	.FTFRGXEY		.FTFRGXEL	
GLOBAL HEDGED IN AUD INDEX												.FTSEGHAA	.FTFRGXEE	.FTFRGXEU	.FTFRGXES	.FTFRGXEY		.FTFRGXEL	
GLOBAL HEDGED IN USD INDEX													.FTFRGXEE	.FTFRGXEU	.FTFRGXES	.FTFRGXEY		.FTFRGXEL	
GLOBAL INDEX	.FTENGL	.FTUNGL					.FTENGLA	.FTENGLU	.FTENGLY	.FTENGLS		.FTENGLL	.FTFRNGLE	.FTFRNGLU	.FTFRNGLS	.FTFRNGLY		.FTFRNGLL	
GLOBAL NON-REITS INDEX							.FTENRGE	.FTENRGU	.FTENRGS	.FTENRGY		.FTENRGL	.FTFRNGLE	.FTFRNGLU	.FTFRNGLS	.FTFRNGLY		.FTFRNGLL	
GLOBAL REITS INDEX							.FTEPGCE	.FTEPGCU	.FTEPGCY	.FTEPGCS		.FTEPGCL	.FTFRPGCE	.FTFRPGCU	.FTFRPGCY	.FTFRPGCS		.FTFRPGCL	
GREECE INDEX							.FTELHKE	.FTELHKU	.FTELHKY	.FTELHKS		.FTELHKL	.FTFRPGCE	.FTFRPGCU	.FTFRPGCY	.FTFRPGCS		.FTFRPGCL	
HONG KONG INDEX													.FTFRPGCE	.FTFRPGCU	.FTFRPGCY	.FTFRPGCS		.FTFRPGCL	
HUNGARY INDEX													.FTFRPGCE	.FTFRPGCU	.FTFRPGCY	.FTFRPGCS		.FTFRPGCL	
IRELAND INDEX							.FTEPRIE	.FTEPRIU	.FTEPRY	.FTEPRIS		.FTEPRIL	.FTFRPGCE	.FTFRPGCU	.FTFRPGCY	.FTFRPGCS		.FTFRPGCL	
ITALY INDEX							.FTEPRIE	.FTEPRIU	.FTEPRY	.FTEPRIS		.FTEPRIL	.FTFRPGCE	.FTFRPGCU	.FTFRPGCY	.FTFRPGCS		.FTFRPGCL	
JAPAN INDEX							.FTEPLA	.FTEPLU	.FTEPLY	.FTEPLS		.FTEPLL	.FTFRPGCE	.FTFRPGCU	.FTFRPGCY	.FTFRPGCS		.FTFRPGCL	
NETHERLANDS INDEX							.FTEPLA	.FTEPLU	.FTEPLY	.FTEPLS		.FTEPLL	.FTFRPGCE	.FTFRPGCU	.FTFRPGCY	.FTFRPGCS		.FTFRPGCL	
NEW ZEALAND INDEX							.FTEPLA	.FTEPLU	.FTEPLY	.FTEPLS		.FTEPLL	.FTFRPGCE	.FTFRPGCU	.FTFRPGCY	.FTFRPGCS		.FTFRPGCL	
NORTH AMERICA INDEX	.FTEGNA	.FTUGNA					.FTEGNAE	.FTEGNAU	.FTEGNAY	.FTEGNAS		.FTEGNAL	.FTFRPGCE	.FTFRPGCU	.FTFRPGCY	.FTFRPGCS		.FTFRPGCL	
NORWAY INDEX							.FTELNKE	.FTELNKU	.FTELNKY	.FTELNKS		.FTELNKL	.FTFRPGCE	.FTFRPGCU	.FTFRPGCY	.FTFRPGCS		.FTFRPGCL	
POLAND INDEX							.FTEPRTE	.FTEPRTU	.FTEPRTY	.FTEPRTS		.FTEPRTL	.FTFRPGCE	.FTFRPGCU	.FTFRPGCY	.FTFRPGCS		.FTFRPGCL	
PORTUGAL INDEX							.FTEPRTE	.FTEPRTU	.FTEPRTY	.FTEPRTS		.FTEPRTL	.FTFRPGCE	.FTFRPGCU	.FTFRPGCY	.FTFRPGCS		.FTFRPGCL	
PURE ASIA INDEX							.FTEGPAE	.FTEGPAU	.FTEGPAY	.FTEGPAS		.FTEGPAL	.FTFRPGCE	.FTFRPGCU	.FTFRPGCY	.FTFRPGCS		.FTFRPGCL	
PURE AUSTRALIA INDEX							.FTLPAJE	.FTLPAJU	.FTLPAJY	.FTLPAJS		.FTLPAJL	.FTFRPGCE	.FTFRPGCU	.FTFRPGCY	.FTFRPGCS		.FTFRPGCL	
SINGAPORE INDEX							.FTELSIE	.FTELSIU	.FTELSY	.FTELSIS		.FTELSIL	.FTFRPGCE	.FTFRPGCU	.FTFRPGCY	.FTFRPGCS		.FTFRPGCL	
SOUTH KOREA INDEX							.FTEPSPE	.FTEPSPU	.FTEPSPY	.FTEPSPS		.FTEPSPL	.FTFRPGCE	.FTFRPGCU	.FTFRPGCY	.FTFRPGCS		.FTFRPGCL	
SPAIN INDEX							.FTEPSPE	.FTEPSPU	.FTEPSPY	.FTEPSPS		.FTEPSPL	.FTFRPGCE	.FTFRPGCU	.FTFRPGCY	.FTFRPGCS		.FTFRPGCL	
SWEDEN INDEX							.FTELSDE	.FTELSDU	.FTELSDY	.FTELSDS		.FTELSDL	.FTFRPGCE	.FTFRPGCU	.FTFRPGCY	.FTFRPGCS		.FTFRPGCL	
SWITZERLAND INDEX							.FTELSDE	.FTELSDU	.FTELSDY	.FTELSDS		.FTELSDL	.FTFRPGCE	.FTFRPGCU	.FTFRPGCY	.FTFRPGCS		.FTFRPGCL	
UK INDEX			.FTELUK				.FTELUKE	.FTELUKU	.FTELUKY	.FTELUKS		.FTELUKL	.FTFRPGCE	.FTFRPGCU	.FTFRPGCY	.FTFRPGCS		.FTFRPGCL	
UK NON-REITS INDEX							.FTELUKE	.FTELUKU	.FTELUKY	.FTELUKS		.FTELUKL	.FTFRPGCE	.FTFRPGCU	.FTFRPGCY	.FTFRPGCS		.FTFRPGCL	
UK REITS INDEX							.FTELUKE	.FTELUKU	.FTELUKY	.FTELUKS		.FTELUKL	.FTFRPGCE	.FTFRPGCU	.FTFRPGCY	.FTFRPGCS		.FTFRPGCL	
US DIVIDEND+ INDEX	.FTENUD						.FTENUKRE	.FTENUKRU	.FTENUKRS	.FTENUKRY		.FTENUKRS	.FTFRPGCE	.FTFRPGCU	.FTFRPGCY	.FTFRPGCS		.FTFRPGCL	
US INDEX		.FTUNUS					.FTENUKRE	.FTENUKRU	.FTENUKRS	.FTENUKRY		.FTENUKRS	.FTFRPGCE	.FTFRPGCU	.FTFRPGCY	.FTFRPGCS		.FTFRPGCL	
							.FTUNUSE	.FTUNUSU	.FTUNUSY	.FTUNUSS		.FTUNUSL	.FTFRPGCE	.FTFRPGCU	.FTFRPGCY	.FTFRPGCS		.FTFRPGCL	

DATE: AUGUST 2008 CONTACT DETAILS:

Epra: Schiphol Boulevard 283, 1118 BH Schiphol Airport, The Netherlands, T +31 20 405 3830, F +31 20 405 3840, E info@epa.com, W www.epa.com
 Nareit: 1875 Eye Street, N.W., Suite 600, Washington D.C. 20006, USA, T +1 202 739 9400, F +1 202 739 9401, E info@nareit.com, W www.nareit.com

Data Vendor Codes - Indices



DATASTREAM

Index	Price Indices						Gross Total Return Indices						Net Total Return Indices					
	EUR	USD	GBP	JPY	AUD	Local	EUR	USD	GBP	JPY	AUD	Local	EUR	USD	GBP	JPY	AUD	Local
ASIA INDEX	EPRAAE PI	EPRAAU PI	EPRAAI PI				EPRAAE RI	EPRAAU RI	EPRAAI RI									
AUSTRALIA INDEX	EPRAAU PI	EPRAAU PI	EPRAAI PI			EPRAAU PI	EPRAAU RI	EPRAAU RI										EPRAAU RI
AUSTRIA INDEX	EPRAAU PI	EPRAAU PI					EPRAAU RI	EPRAAU RI										
BELGIUM INDEX	EPRABG PI	EPRABG PI					EPRABG RI	EPRABG RI										
CANADA INDEX	EPRACAE PI	EPRACAU PI				EPRACAE PI	EPRACAE RI	EPRACAU RI										EPRACAC RI
DENMARK INDEX	EPRADNE PI	EPRADKU PI				EPRADNE PI	EPRADNE RI	EPRADKU RI										EPRADND RI
EUROPE EURO ZONE INDEX	EPRAEZ PI	EPRAEZU PI	EPRAEZG PI				EPRAEZ RI	EPRAEZU RI	EPRAEZG RI									
EUROPE EX UK INDEX	EPRAXU PI	EPRAXU PI	EPRAXUG PI				EPRAXU RI	EPRAXU RI	EPRAXUG RI									
EUROPE INDEX	EPRAXE PI	EPRAXU PI	EPRAXUG PI				EPRAXE RI	EPRAXU RI	EPRAXUG RI									
FINLAND INDEX	EPRAFNE PI	EPRAFNU PI					EPRAFNE RI	EPRAFNU RI										
FRANCE INDEX	EPRAFRE PI	EPRAFRU PI					EPRAFRE RI	EPRAFRU RI										
GERMANY INDEX	EPRAGRE PI	EPRAGRU PI					EPRAGRE RI	EPRAGRU RI										
GLOBAL EX ASIA INDEX	EPRGXAE PI	EPRGXAU PI	EPRGXAG PI				EPRGXAE RI	EPRGXAU RI	EPRGXAG RI									
GLOBAL EX EUROPE INDEX	EPRGXEE PI	EPRGXEU PI	EPRGXEG PI				EPRGXEE RI	EPRGXEU RI	EPRGXEG RI									
GLOBAL EX NORTH AMERICA INDEX	EPRONAE PI	EPRONAU PI	EPRONAG PI				EPRONAE RI	EPRONAU RI	EPRONAG RI									
GLOBAL INDEX	EPRAGLE PI	EPRAGLU PI	EPRAGLG PI				EPRAGLE RI	EPRAGLU RI	EPRAGLG RI									
HONG KONG INDEX	EPRAHKE PI	EPRAHKU PI				EPRAHKH PI	EPRAHKE RI	EPRAHKU RI										EPRAHKH RI
IRELAND INDEX	EPAIRRE PI	EPAIRRU PI					EPAIRRE RI	EPAIRRU RI										
ITALY INDEX	EPRATE PI	EPRATU PI					EPRATE RI	EPRATU RI										
JAPAN INDEX	EPRAJPE PI	EPRAJPU PI				EPRAJPJ PI	EPRAJPE RI	EPRAJPU RI										EPRAJPJ RI
NETHERLANDS INDEX	EPRANLE PI	EPRANLU PI					EPRANLE RI	EPRANLU RI										
NORTH AMERICA INDEX	EPRANAE PI	EPRANAU PI	EPRANAG PI				EPRANAE RI	EPRANAU RI	EPRANAG RI									
NORWAY INDEX	EPRANWE PI	EPRANWU PI				EPRANWN PI	EPRANWE RI	EPRANWU RI										EPRANWN RI
PORTUGAL INDEX	EPRAPRE PI	EPRAPRU PI					EPRAPRE RI	EPRAPRU RI										
SINGAPORE INDEX	EPRASGE PI	EPRASGU PI				EPRASGS PI	EPRASGE RI	EPRASGU RI										EPRASGS RI
SPAIN INDEX	EPRASPE PI	EPRASPU PI					EPRASPE RI	EPRASPU RI										
SWEDEN INDEX	EPRASWE PI	EPRASWU PI				EPRASWS PI	EPRASWE RI	EPRASWU RI										EPRASWS RI
SWITZERLAND INDEX	EPRASZE PI	EPRASZU PI				EPRASZC PI	EPRASZE RI	EPRASZU RI										EPRASZC RI
UK INDEX	EPRALKE PI	EPRALKU PI	EPRALKG PI				EPRALKE RI	EPRALKU RI	EPRALKG RI									
US INDEX	EPRALSE PI	EPRALSU PI					EPRALSE RI	EPRALSU RI										



THOMSON ONE

ASIA 33 INDEX	ENAS-LN																	
ASIA DIVIDEND+ INDEX	ENAD-LN																	
ASIA INDEX	EGAS-LN	UGAS-LN																
AUSTRALIA INDEX						ELAU-LN												
EUROPE CAPPED INDEX	EORA-LN																	
EUROPE EURO ZONE CAPPED INDEX	EOEU-LN																	
EUROPE EURO ZONE INDEX	EPEU-LN																	
EUROPE EX UK CAPPED INDEX	EOKU-LN																	
EUROPE EX UK DIVIDEND+ INDEX	ENDP-LN																	
EUROPE EX UK INDEX	EXUK-LN																	
EUROPE INDEX	EPRAL-LN	UPRA-LN																
EUROPE NON-REITS INDEX	ENEE-LN																	
EUROPE REITS INDEX	EREE-LN																	
EUROPE UK RESTRICTED INDEX	EPHG-LN																	
GLOBAL DIVIDEND+ INDEX	ENGD-LN																	
GLOBAL EX US INDEX	EGXU-LN																	
GLOBAL INDEX	ENGL-LN	UNGL-LN																
HONG KONG INDEX																		
JAPAN INDEX																		
NORTH AMERICA INDEX	EGNA-LN	UGNA-LN																
UK INDEX																		
US DIVIDEND+ INDEX	ENUD-LN																	
US INDEX		UNUS-LN																

DATE: AUGUST 2008 CONTACT DETAILS:

EPR: Schiphol Boulevard 283, 1118 BH Schiphol Airport, The Netherlands, T +31 20 405 3830, F +31 20 405 3840, E info@epa.com, W www.epa.com
 NAREIT: 1875 Eye Street, N.W., Suite 600, Washington D.C. 20006, USA, T +1 202 739 9400, F +1 202 739 9401, E info@nareit.com, W www.nareit.com

Data Vendor Codes - Indices



THOMSON GLOBAL TOPIC

Index	Price Indices						Gross Total Return Indices						Net Total Return Indices						
	EUR	USD	GBP	JPY	AUD	Local	EUR	USD	GBP	JPY	AUD	Local	EUR	USD	GBP	JPY	AUD	Local	
ASIA 33 INDEX	=ENAS.FT																		
ASIA DIVIDEND+ INDEX	=ENAD.FT																		
ASIA INDEX	=EGAS.FT	=UGAS.FT																	
AUSTRALIA INDEX						=ELAU.FT													
EUROPE CAPPED INDEX	=EORA.FT																		
EUROPE EURO ZONE CAPPED INDEX	=EOEL.FT																		
EUROPE EURO ZONE INDEX	=EPAU.FT																		
EUROPE EX UK CAPPED INDEX	=EOKU.FT																		
EUROPE EX UK DIVIDEND+ INDEX	=ENDP.FT																		
EUROPE EX UK INDEX	=EXUK.FT																		
EUROPE INDEX	=EPRA.FT	=UPRA.FT																	
EUROPE NON-REITS INDEX	=ENEE.FT																		
EUROPE REITS INDEX	=EREE.FT																		
EUROPE UK RESTRICTED INDEX	=EPHG.FT																		
GLOBAL DIVIDEND+ INDEX	=ENGD.FT																		
GLOBAL EX US INDEX	=EGXU.FT																		
GLOBAL INDEX	=ENGL.FT	=UNGL.FT																	
HONG KONG INDEX						=ELHK.FT													
JAPAN INDEX						=ELJP.FT													
NORTH AMERICA INDEX	=EGNA.FT	=UGNA.FT																	
UK INDEX						=ELUK.FT													
US DIVIDEND+ INDEX	=ENUO.FT																		
US INDEX		=UNUS.FT																	



ASIA 33 INDEX	3220369																		
ASIA DIVIDEND+ INDEX	2677759																		
ASIA INDEX	1313678	1313682																	
AUSTRALIA INDEX						1314427													
EUROPE CAPPED INDEX	3191123																		
EUROPE EURO ZONE CAPPED INDEX	3191105																		
EUROPE EURO ZONE INDEX	1125979																		
EUROPE EX UK CAPPED INDEX	3191135																		
EUROPE EX UK DIVIDEND+ INDEX	2289296																		
EUROPE EX UK INDEX	1148944																		
EUROPE INDEX	1125954	1148773																	
EUROPE NON-REITS INDEX	3135683																		
EUROPE REITS INDEX	3135688																		
EUROPE UK RESTRICTED INDEX	1181456																		
GLOBAL DIVIDEND+ INDEX	2677743																		
GLOBAL EX US INDEX	2337044																		
GLOBAL INDEX	1313614	1313646																	
HONG KONG INDEX						1314349													
JAPAN INDEX						1314439													
NORTH AMERICA INDEX	1313713	1314124																	
UK INDEX						1126372													
US DIVIDEND+ INDEX	2677767																		
US INDEX		1314322																	

DATE: AUGUST 2008 CONTACT DETAILS:

EPRA: Schiphol Boulevard 283, 1118 BH Schiphol Airport, The Netherlands, T +31 20 405 3830, F +31 20 405 3840, E info@epra.com, W www.epra.com
 NAREIT: 1875 Eye Street, N.W., Suite 600, Washington D.C. 20006, USA, T +1 202 739 9400, F + 1 202 739 9401, E info@nareit.com, W www.nareit.com

Data Vendor Codes - Index Constituents

Constituent	Country	ISIN	Bloomberg	Reuters	Constituent	Country	ISIN	Bloomberg	Reuters
Immofinanz	AT	AT0000809058	IIA AV	IMFI.VI	TK Development	DK	DK0010258995	TKDV DC	TKDV.CO
CA Immobilien Anlage	AT	AT0000641352	CAI AV	CAIV.VI	Aedes	IT	IT0000074028	AE IM	AEDI.MI
Conwert Immobilien	AT	AT0000697750	CWI AV	CONW.VI	Beni Stabili	IT	IT0001389631	BNS IM	BNSI.MI
Sparkassen Immobilien	AT	AT0000652250	SPI AV	SIAG.VI	IGD *	IT	IT0003745889	IGD IM	IGD.MI
Befimmo *	BE	BE0003678894	BEFB BB	BEFB.BR	Risanamento	IT	IT0001402269	RN IM	RN.MI
Cofinimmo *	BE	BE0003593044	COFB BB	COFB.BR	Corio *	NL	NL0000288967	CORA NA	COR.AS
Intervest Offices *	BE	BE0003746600	INTO BB	PRIF.BR	Eurocommercial Props *	NL	NL0000288876	ECMPA NA	SIPFc.AS
Leasinvest Real Estate *	BE	BE0003770840	LEAS BB	LNRE.BR	Nieuwe Steen Inv *	NL	NL0000292324	NISTI NA	NSTEc.AS
Wereldhave Belgium *	BE	BE0003724383	WEHB BB	WEHB.BR	ProLogis European Properties *	NL	LU0100194785	PEPR NA	PEPR.AS
Warehouses De Pauw *	BE	BE0003763779	WDP BB	WDPP.BR	Vastned Offices/Ind *	NL	NL0000288934	VNOI NA	VWNN.AS
Allreal	CH	CH0008837566	ALLN SW	ALLN.S	Vastned Retail *	NL	NL0000288918	VASTN NA	VASN.AS
PSP Swiss Property	CH	CH0018294154	PSPN SW	PSPN.S	Wereldhave *	NL	NL0000289213	WHA NA	WEHA.AS
Swiss Prime Site	CH	CH0008038389	SPSN SW	SPSN.S	Norwegian Property	NW	NO0010317811	NPRO NO	NPRO.OL
Zueblin Immobilien Holding	CH	CH0021831182	ZUBN SW	ZUBN.S	Globe Trade Centre	POL	PLGTC0000037	GTC PW	GTCA.WA
Sponda	FI	FI0009006829	SDA1V FH	SDA1V.HE	Castellum	SE	SE0000379190	CAST SS	CAST.ST
Citycon OYJ	FI	FI0009002471	CTY1S FH	CTY1S.HE	Hufvudstaden A	SE	SE0000170375	HUFVA SS	HUFVa.ST
Technopolis	FI	FI0009006886	TPS1V FH	TPS1V.HE	Klovern AB	SE	SE0000331225	KLOV SS	KLOV.ST
Acanthe Developpement *	FR	FR0000064602	ACAN FP	CFMP.PA	Kungsleden	SE	SE0000549412	KLED SS	KLED.ST
Affine *	FR	FR0000036105	IML FP	BTPP.PA	Fabege	SE	SE0000950636	FABG SS	FABG.ST
Fonciere Des Regions *	FR	FR0000064578	FDR FP	FDR.PA	Wihborgs Fastigheter	SE	SE0001413600	WIHL SS	WIHL.ST
Gecina *	FR	FR0010040865	GFC FP	GFCP.PA	Renta Corporation	ES	ES0173365018	REN SM	REN.MC
Icade *	FR	FR0000035081	ICA FP	ICAD.PA	British Land *	UK	GB0001367019	BLND LN	BLND.L
Klepierre *	FR	FR0000121964	LI FP	LOIM.PA	Brixton *	UK	GB0001430023	BXTN LN	BXTN.L
Mercialys *	FR	FR0010241638	MERY FP	MERY.PA	Big Yellow Group *	UK	GB0002869419	BYG LN	BYG.L
Silic *	FR	FR0000050916	SIL FP	SILP.PA	Capital & Regional Props	UK	GB0001741544	CAL LN	CAL.L
Societe de la Tour Eiffel *	FR	FR0000036816	EIFF FP	TEIF.PA	CLS Holdings	UK	GB0001592475	CLI LN	CLSH.L
Unibail-Rodamco *	FR	FR0000124711	UL FP	UNBP.PA	Daejan Holdings	UK	GB0002502036	DJAN LN	DJAN.L
Babis Vovos	GR	GRS421003005	VOVOS GA	VOVr.AT	Derwent London *	UK	GB0002652740	DLN LN	DLN.L
Eurobank Properties *	GR	GRS491003000	EUPRO GA	EUPr.AT	Development Securities	UK	GB0002668464	DSC LN	DSC.L
Lamda Development	GR	GRS245213004	LAMDA GA	LMDr.AT	F&C Commercial Prop	UK	GB00B05KL904	FCPT LN	FCPT.L
Alstria Office *	DE	DE000A0LD2U1	AOX GR	AOXG.F	Grainger Plc	UK	GB00B04V1276	GRI LN	GRI.L
Colonia Real Estate	DE	DE0006338007	KBU GR	KBUG.F	Great Portland Estates *	UK	GB00B01FLL16	GPOR LN	GPOR.L
Deutsche Wohnen	DE	DE000A0HN5C6	DWN GY	DWNG.F	ING UK Real Estate Income Trust	UK	GB00B0LCW208	IRET LN	IRET.L
Deutsche Euroshop	DE	DE0007480204	DEQ GR	DEQGn.DE	Hammerson *	UK	GB0004065016	HMSO LN	HMSO.L
DIC Asset	DE	DE0005098404	DAZ GR	DAZG.DE	ISIS Property Trust Ld	UK	GB0033674564	IPT LN	IPT.L
Gagfah	DE	LU0269583422	GFJ GR	GFJG.DE	ISIS Property Trust 2 Ld	UK	GB00B012T521	IRP LN	IRP.L
Patrizia Immobilien	DE	DE000PAT1AG3	P1Z GR	P1ZGn.F	Invista Foundation Prop	UK	GB00B01HM147	IFD LN	INRE.L
Vivacon AG	DE	DE0006048911	VIA GR	VIVG.DE	Invesco Property Income Trust	UK	GB00B02TTS55	IPI LN	IPI.L

DATE: AUGUST 2008 CONTACT DETAILS:

EPR: Schiphol Boulevard 283, 1118 BH Schiphol Airport, The Netherlands, T +31 20 405 3830, F +31 20 405 3840, E info@epa.com, W www.epa.com
 NAREIT: 1875 Eye Street, N.W., Suite 600, Washington D.C. 20006, USA, T +1 202 739 9400, F +1 202 739 9401, E info@nareit.com, W www.nareit.com

Data Vendor Codes - Index Constituents

Constituent	Country	ISIN	Bloomberg	Reuters	Constituent	Country	ISIN	Bloomberg	Reuters
Helical Bar	UK	GB00B0FYMT95	HLCL LN	HLCL.L	Westfield Group *	AU	AU000000WDC7	WDC AU	WDC.AX
Land Securities *	UK	GB0031809436	LAND LN	LAND.L	Agile Property Holdings	HK	KYG011981035	3383 HK	3383.HK
Liberty International *	UK	GB0006834344	LII LN	LII.L	Champion REIT *	HK	HK2778034606	2778 HK	2778.HK
Mapeley	UK	GB00B0BHCR03	MAY LN	MAY.L	China Overseas Land	HK	HK0688002218	688 HK	0688.HK
Minerva	UK	GB0005953681	MNR LN	MNR.L	China Resources Land	HK	KYG2108Y1052	1109 HK	1109.HK
Mucklow <A&J> *	UK	GB0006091408	MKLW LN	MKLW.L	Country Garden Holdings	HK	KYG245241032	2007 HK	2007.HK
Primary Health Prop.*	UK	GB0007015521	PHP LN	PHP.L	Great Eagle Holdings	HK	BMG4069C1486	41 HK	0041.HK
Plaza Centers	UK	NL0000686772	PLAZ LN	PLAZ.L	Hang Lung Properties	HK	HK0101000591	101 HK	0101.HK
Quintain Estates	UK	GB0007184442	QED LN	QED.L	Henderson Land Dev	HK	HK0012000102	12 HK	0012.HK
Shaftesbury *	UK	GB0007990962	SHB LN	SHB.L	Hopson Development	HK	BMG4600H1016	754 HK	0754.HK
Segro *	UK	GB00B1YFN979	SGRO LN	SGRO.L	Hysan Development	HK	HK0014000126	14 HK	0014.HK
St Modwen Properties	UK	GB0007291015	SMP LN	SMP.L	Kerry Properties	HK	BMG524401079	683 HK	0683.HK
Standard Life Inv Prop	UK	GB0033875286	SLI LN	SLI.L	Kowloon Dev	HK	HK0034000254	34 HK	0034.HK
Advantage Property Trust	UK	GB00B05LNH59	TAP LN	TAP.L	Link REIT *	HK	HK0823032773	823 HK	0823.HK
UK Commercial Property Trust	UK	GB00B19Z2J52	UKCM LN	UKCM.L	New World China Land	HK	KYG6493A1013	917 HK	0917.HK
Unite Group	UK	GB0006928617	UTG LN	UTG.L	New World Development	HK	HK0017000149	17 HK	0017.HK
Workspace Group *	UK	GB0005296354	WKP LN	WKP.L	Shenzhen Investment	HK	HK0604011236	604 HK	0604.HK
Abacus Property Group *	AU	AU000000ABP9	ABP AU	ABP.AX	Shimao Property Holdings	HK	KYG810431042	813 HK	0813.HK
Australand Property Group	AU	AU000000ALZ7	ALZ AU	ALZ.AX	Shui On Land	HK	KYG811511131	272 HK	0272.HK
Babcock & Brown Japan Prop Tr *	AU	AU000000BJT2	BJT AU	BJT.AX	Sino Land	HK	HK0083000502	83 HK	0083.HK
Bunnings Warehouse Prop *	AU	AU000000BWP3	BWP AU	BWP.AX	Sun Hung Kai Props	HK	HK0016000132	16 HK	0016.HK
Centro Retail Trust *	AU	AU000000CER5	CER AU	CER.AX	Aeon Mall Co Ltd	JP	JP3131430005	8905 JP	8905.T
CFS Retail Property Trust *	AU	AU000000CFX0	CFX AU	CFX.AX	Heiwa Real Estate	JP	JP3834800009	8803 JP	8803.T
Cmnwealth Prop Office *	AU	AU000000CPA7	CPA AU	CPA.AX	Daibiru Corp	JP	JP3497200000	8806 JP	8806.OS
Dexus Property Group *	AU	AU000000DXS1	DXS AU	DXS.AX	Japan Prime Realty Inv. *	JP	JP3040890000	8955 JP	8955.T
FKP Property Group	AU	AU000000FKP9	FKP AU	FKP.AX	Japan Real Estate *	JP	JP3027680002	8952 JP	8952.T
GPT Group *	AU	AU000000GPT8	GPT AU	GPT.AX	Japan Retail Fund *	JP	JP3039710003	8953 JP	8953.T
ING Industrial Fund *	AU	AU000000IIF8	IIF AU	IIF.AX	Kenedix Realty Investment *	JP	JP3046270009	8972 JP	8972.T
ING Office Fund *	AU	AU000000IOF6	IOF AU	IOF.AX	Mitsubishi Estate	JP	JP3899600005	8802 JP	8802.T
Macquarie DDR *	AU	AU000000MDT2	MDT AU	MDT.AX	Mitsui Fudosan	JP	JP3893200000	8801 JP	8801.T
Goodman Group *	AU	AU000000GMG2	GMG AU	GMG.AX	Mori Trust Sogo REIT *	JP	JP3046170001	8961 JP	8961.T
Macquarie Office Trust *	AU	AU000000MOF8	MOF AU	MOF.AX	Nippon Building Fund *	JP	JP3027670003	8951 JP	8951.T
Macquarie Countrywide *	AU	AU000000MCW8	MCW AU	MCW.AX	Nippon Commercial Investment *	JP	JP3046460006	3229 JP	3229.T
Mirvac Group *	AU	AU000000MGR9	MGR AU	MGR.AX	Nomura Real Estate Office Fund *	JP	JP3045530007	8959 JP	8959.T
Stockland Trust Group *	AU	AU000000SGP0	SGP AU	SGP.AX	NTT Urban Development	JP	JP3165690003	8933 JP	8933.T
Sunland Group	AU	AU000000SDG6	SDG AU	SDG.AX	ORIX JREIT *	JP	JP3040880001	8954 JP	8954.T
Tishman Speyer Office Fund *	AU	AU000000TSO6	TSO AU	TSO.AX	Premier Investment Co. *	JP	JP3041770003	8956 JP	8956.T
Valad Property Group	AU	AU000000VPG4	VPG AU	VPG.AX	Sumitomo Realty & Dev	JP	JP3409000001	8830 JP	8830.T

DATE: AUGUST 2008 CONTACT DETAILS:

EPR: Schiphol Boulevard 283, 1118 BH Schiphol Airport, The Netherlands, T +31 20 405 3830, F +31 20 405 3840, E info@epa.com, W www.epa.com
 NAREIT: 1875 Eye Street, N.W., Suite 600, Washington D.C. 20006, USA, T +1 202 739 9400, F + 1 202 739 9401, E info@nareit.com, W www.nareit.com

Data Vendor Codes - Index Constituents

Constituent	Country	ISIN	Bloomberg	Reuters
Toc Co	JP	JP3538400007	8841 JP	8841.T
Tokyo Tatemono	JP	JP3582600007	8804 JP	8804.T
Tokyu Land	JP	JP3569000007	8815 JP	8815.T
Tokyu REIT *	JP	JP3044510000	8957 JP	8957.T
United Urban Investment *	JP	JP3045540006	8960 JP	8960.T
Kiwi Income Property Trust *	NZ	NZKIPE0001S5	KIP NZ	KIP.NZ
Allgreen Properties	SG	SG1G61871305	AG SP	AGRN.SI
Ascendas REIT *	SG	SG1M77906915	AREIT SP	AEMN.SI
CapitaCommercial Trust *	SG	SG1P32918333	CCT SP	CACT.SI
Capitaland	SG	SG1J27887962	CAPL SP	CATL.SI
Capitamall Trust *	SG	SG1M51904654	CT SP	CMLT.SI
Hongkong Land Hldgs	HK	BMG4587L1090	HKL SP	HKLD.SI
Keppel Land	SG	SG1R31002210	KPLD SP	KLAN.SI
Mapletree Logistics Trust *	SG	SG1S03926213	MLT SP	MAPL.SI
Singapore Land	SG	SG1S69002321	SL SP	SLND.SI
Suntec REIT *	SG	SG1Q52922370	SUN SP	SUNT.SI
Wing Tai Holdings	SG	SG1K66001688	WINGT SP	WTHS.SI
Allied Properties REIT *	CA	CA0194561027	AP-U CN	AP_u.TO
Boardwalk REIT *	CA	CA0966311064	BEI-u CN	BEI_u.TO
Brookfield Props	CA	CA1129001055	BPO CN	BPO.TO
Calloway REIT *	CA	CA1312532056	CWT-U Cn	CWT_u.TO
Canadian Apartment Props *	CA	CA1349211054	CAR-U CN	CAR_u.TO
Canadian REIT *	CA	CA13650J1049	REF-U CN	REF_u.TO
Chartwell Seniors Housing REIT *	CA	CA16140U1003	CSH-U CN	CSH_u.TO
Cominar REIT *	CA	CA1999101001	CUF-U CN	CUF_u.TO
Dundee REIT *	CA	CA2652702077	D-U CN	D_u.TO
Extencare Real Estate Investment Tr	CA	CA3022511032	EXE-U CN	EXE_u.TO
H & R Real Estate *	CA	CA4039251000	HR-U CN	HR_u.TO
Innvest REIT *	CA	CA45771T1084	INN-U CN	INN_u.TO
Morguard REIT *	CA	CA6179141065	MRT-U CN	MRT_u.TO
Northern Property REIT *	CA	CA6656241024	NPR-U CN	NPR_u.TO
Primaris Retail REIT *	CA	CA74157U1093	PMZ-U CN	PMZ_u.TO
Riocan Real Estate *	CA	CA7669101031	REI-U CN	REI_u.TO
Acadia Realty Trust *	US	US0042391096	AKR US	AKR.N
Hilltop Holdings	US	US4327481010	ARC US	HTH.N
Agree Realty Corp *	US	US0084921008	ADC US	ADC.N
Alexander's Inc. *	US	US0147521092	ALX US	ALX.N
Alexandria Real Estate *	US	US0152711091	ARE US	ARE.N

Constituent	Country	ISIN	Bloomberg	Reuters
AMB Property *	US	US00163T1097	AMB US	AMB.N
American Campus Communities *	US	US0248351001	ACC US	ACC.N
Apartment Investment *	US	US03748R1014	AIV US	AIV.N
Ashford Hospitality *	US	US0441031095	AHT US	AHT.N
Associated Estates Realty *	US	US0456041054	AEC US	AEC.N
Avalonbay Communities *	US	US0534841012	AVB US	AVB.N
BioMed Realty Trust *	US	US09063H1077	BMR US	BMR.N
Boston Properties *	US	US1011211018	BXP US	BXP.N
Brandywine Realty Trust *	US	US1053682035	BDN US	BDN.N
BRE Properties *	US	US05564E1064	BRE US	BRE.N
Camden Property Trust *	US	US1331311027	CPT US	CPT.N
CBL & Associates Props *	US	US1248301004	CBL US	CBL.N
Cedar Shopping Centers *	US	US1506022094	CDR US	CDR.N
Colonial Properties *	US	US1958721060	CLP US	CLP.N
Corporate Office Props *	US	US22002T1088	OFC US	OFC.N
Corrections Corp of America	US	US22025Y4070	CXW US	CXW.N
Cousins Properties *	US	US2227951066	CUZ US	CUZ.N
DCT Industrial Trust *	US	US2331531051	DCT US	DCT.N
Developers Diversified *	US	US2515911038	DDR US	DDR.N
Digital Realty Trust *	US	US2538681030	DLR US	DLR.N
Diamondrock Hospitality *	US	US2527843013	DRH US	DRH.N
Douglas Emmett *	US	US25960P1093	DEI US	DEI.N
Duke Realty Corp *	US	US2644115055	DRE US	DRE.N
DuPont Fabros Technology *	US	US26613Q1067	DFT US	DFT.N
Eastgroup Properties *	US	US2772761019	EGP US	EGP.N
Education Realty Trust *	US	US28140H1041	EDR US	EDR.N
Entertainment Props *	US	US29380T1051	EPR US	EPR.N
Equity Lifestyle Properties *	US	US29472R1086	ELS US	ELS.N
Equity One Inc *	US	US2947521009	EQY US	EQY.N
Equity Residential Props *	US	US29476L1070	EQR US	EQR.N
Essex Property Trust *	US	US2971781057	ESS US	ESS.N
Extra Space Storage *	US	US30225T1025	EXR US	EXR.N
Federal Realty Inv *	US	US3137472060	FRT US	FRT.N
Felcor Lodging Trust *	US	US31430F1012	FCH US	FCH.N
First Industrial Realty *	US	US32054K1034	FR US	FR.N
First Potomac Realty Trust *	US	US33610F1093	FPO US	FPO.N
Forest City Enterprises	US	US3455501078	FCE/A US	FCEa.N
General Growth Props *	US	US3700211077	GGP US	GGP.N

DATE: AUGUST 2008 CONTACT DETAILS:

EPR: Schiphol Boulevard 283, 1118 BH Schiphol Airport, The Netherlands, T +31 20 405 3830, F +31 20 405 3840, E info@epa.com, W www.epa.com
 NAREIT: 1875 Eye Street, N.W., Suite 600, Washington D.C. 20006, USA, T +1 202 739 9400, F + 1 202 739 9401, E info@nareit.com, W www.nareit.com

Data Vendor Codes - Index Constituents

Constituent	Country	ISIN	Bloomberg	Reuters
Getty Realty *	US	US3742971092	GTU US	GTU.N
Glimcher Realty Trust *	US	US3793021029	GRT US	GRT.N
HCP *	US	US40414L1098	HCP US	HCP.N
Health Care REIT *	US	US42217K1060	HCN US	HCN.N
Healthcare Realty Trust *	US	US4219461047	HR US	HR.N
Hersha Hospitality Trust *	US	US4278251040	HT US	HT.N
Highwoods Properties *	US	US4312841087	HIW US	HIW.N
Home Props of New York *	US	US4373061039	HME US	HME.N
Hospitality Properties *	US	US44106M1027	HPT US	HPT.N
Host Hotels & Resorts *	US	US44107P1049	HST US	HST.N
HRPT Properties Trust *	US	US40426W1018	HRP US	HRP.N
Inland Real Estate Corp *	US	US4574612002	IRC US	IRC.N
Investors Real Estate *	US	US4617301035	IRET US	IRET.OQ
Kilroy Realty *	US	US49427F1084	KRC US	KRC.N
Kimco Realty *	US	US49446R1095	KIM US	KIM.N
Kite Realty Group Trust *	US	US49803T1025	KRG US	KRG.N
LaSalle Hotel Properties *	US	US5179421087	LHO US	LHO.N
Lexington Corporate *	US	US5290431015	LXP US	LXP.N
Liberty Property Trust *	US	US5311721048	LYR US	LYR.N
LTC Properties *	US	US5021751020	LTC US	LTC.N
Mack-Cali Realty *	US	US5544891048	CLI US	CLI.N
Maguire Properties Inc. *	US	US5597751016	MPG US	MPG.N
Medical Properties Trust *	US	US58463J3041	MPW US	MPW.N
Mid-America Apartment *	US	US59522J1034	MAA US	MAA.N
National Healthcare Corp. *	US	US6359061008	NHC US	NHC.A
National Retail Properties *	US	US6374171063	NNN US	NNN.N
Nationwide Health Props *	US	US6386201049	NHP US	NHP.N
Omega Healthcare Investors *	US	US6819361006	OHI US	OHI.N
Orient Express Hotel	US	BMG677431071	OEH US	OEH.N
Parkway Properties *	US	US70159Q1040	PKY US	PKY.N
Pennsylvania Real Estate *	US	US7091021078	PEI US	PEI.N
Post Properties *	US	US7374641071	PPS US	PPS.N
Prologis *	US	US7434101025	PLD US	PLD.N
PS Business Parks *	US	US69360J1079	PSB US	PSB.A
Public Storage *	US	US74460D1090	PSA US	PSA.N
Ramco-Gershenson *	US	US7514522025	RPT US	RPT.N
Realty Income *	US	US7561091049	O US	O.N
Regency Centers *	US	US7588491032	REG US	REG.N

Constituent	Country	ISIN	Bloomberg	Reuters
Saul Centers *	US	US8043951016	BFS US	BFS.N
Senior Housing Prop *	US	US81721M1099	SNH US	SNH.N
Simon Property Group *	US	US8288061091	SPG US	SPG.N
SL Green Realty *	US	US78440X1019	SLG US	SLG.N
Sovran Self Storage *	US	US84610H1086	SSS US	SSS.N
Strategic Hotels & Resorts *	US	US86272T1060	BEE US	BEE.N
Sun Communities *	US	US8666741041	SUI US	SUI.N
Sunstone Hotel Investors *	US	US8678921011	SHO US	SHO.N
Tanger Factory Outlet *	US	US8754651060	SKT US	SKT.N
Taubman Centers *	US	US8766641034	TCO US	TCO.N
The Macerich Company *	US	US5543821012	MAC US	MAC.N
UDR Inc. *	US	US9026531049	UDR US	UDR.N
Universal Health Realty *	US	US91359E1055	UHT US	UHT.N
Urstadt Biddle Class A *	US	US9172862057	UBA US	UBA.N
U-Store-It Trust *	US	US91274F1049	YSI US	YSI.N
Ventas *	US	US92276F1003	VTR US	VTR.N
Vornado Realty Trust *	US	US9290421091	VNO US	VNO.N
Washington Real Estate *	US	US9396531017	WRE US	WRE.N
Weingarten Realty *	US	US9487411038	WRI US	WRI.N
Winthrop Realty Trust *	US	US9763911024	FUR US	FUR.N

DATE: AUGUST 2008 CONTACT DETAILS:

EPR: Schiphol Boulevard 283, 1118 BH Schiphol Airport, The Netherlands, T +31 20 405 3830, F +31 20 405 3840, E info@epa.com, W www.epa.com
 NAREIT: 1875 Eye Street, N.W., Suite 600, Washington D.C. 20006, USA, T +1 202 739 9400, F + 1 202 739 9401, E info@nareit.com, W www.nareit.com

Contacts



EPRA

EPRA
Schiphol Boulevard 283
1118 BH Schiphol Airport
The Netherlands
Tel: +31 20 405 3830
Fax: +31 20 405 3840
E-mail: info@epra.com
Website: www.epra.com



NAREIT

NAREIT
1875 Eye Street
N.W., Suite 600
Washington D.C., 20006
USA
Tel: +1 202 739 9400
Fax: +1 202 739 9401
E-mail: info@nareit.com
Website: www.nareit.com



FTSE

UK
Client Services
FTSE
12th Floor
10 Upper Bank Street
Canary Wharf
London, E14 5NP
UK
+44 (0) 20 7448 1810
+44 (0) 20 7448 1804 (fax)

France
Client Services
FTSE
40 rue La Boéte
75008 Paris
FRANCE
+33 (0) 1 53 76 82 88
+33 (0) 1 53 76 82 71 (fax)

Spain
Client Services
FTSE
Paseo de la Castellana 66,
28046 Madrid,
Spain
+34 (0) 91 411 37 87

Germany
Client Services
FTSE
Nibelungenplatz 3
60318 Frankfurt
GERMANY
+49 69 15685143
+49 69 15976604 (fax)

Hong Kong
Client Services
FTSE
Suite 609-612
One International Finance Centre
Hong Kong
+852 2230 5800
+852 2230 5804 (fax)
In Singapore please ring +65 223 3738

Japan
Client Services
FTSE
Yamato Seimei Building 21F,
1-1-7 Uchisaiwaicho,
Chiyoda-Ku,
Tokyo
JAPAN
+81 3 3581 2811
+81 3 3581 1423 (fax)

USA – East Coast
Client Services
FTSE
1330 Avenue of the Americas,
10th Floor,
New York,
New York 10019
+(1) 212 641 6160
+(1) 212 641 6190 (fax)

USA – West Coast
Client Services
FTSE Americas Inc.
251 Post Street,
Suite 200,
San Francisco, CA 94108
USA
+1 415 445 5660
+1 415 445 5666 (fax)

E-mail: info@ftse.com
Website: www.ftse.com

DATE: AUGUST 2008 CONTACT DETAILS:

EPRA: Schiphol Boulevard 283, 1118 BH Schiphol Airport, The Netherlands, T +31 20 405 3830, F +31 20 405 3840, E info@epra.com, W www.epra.com
NAREIT: 1875 Eye Street, N.W., Suite 600, Washington D.C. 20006, USA, T +1 202 739 9400, F + 1 202 739 9401, E info@nareit.com, W www.nareit.com

Disclaimer (Page 1 of 2)



EPRA DISCLAIMER

EPRA® does not intend this presentation to be a solicitation related to any particular company, nor does it intend to provide investment, legal or tax advice. Investors should consult with their own investment, legal or tax advisers regarding the appropriateness of investing in any of the securities or investment strategies discussed in this presentation. Nothing herein should be construed to be an endorsement by EPRA of any specific company or products or as an offer to sell or a solicitation to buy any security or other financial instrument or to participate in any trading strategy. EPRA expressly disclaims any liability for the accuracy, timeliness or completeness of data in this presentation. Unless otherwise indicated, all data are derived from, and apply only to, publicly traded securities. Any investment returns or performance data (past, hypothetical, or otherwise) are not necessarily indicative of future returns or performance.



NAREIT DISCLAIMER

NAREIT® does not intend this presentation to be a solicitation related to any particular company, nor does it intend to provide investment, legal or tax advice. Investors should consult with their own investment, legal or tax advisers regarding the appropriateness of investing in any of the securities or investment strategies discussed in this presentation. Nothing herein should be construed to be an endorsement by NAREIT of any specific company or products or as an offer to sell or a solicitation to buy any security or other financial instrument or to participate in any trading strategy. NAREIT expressly disclaims any liability for the accuracy, timeliness or completeness of data in this presentation. Unless otherwise indicated, all data are derived from, and apply only to, publicly traded securities. Any investment returns or performance data (past, hypothetical, or otherwise) are not necessarily indicative of future returns or performance.

DATE: AUGUST 2008 CONTACT DETAILS:

EPRA: Schiphol Boulevard 283, 1118 BH Schiphol Airport, The Netherlands, T +31 20 405 3830, F +31 20 405 3840, E info@epra.com, W www.epra.com
NAREIT: 1875 Eye Street, N.W., Suite 600, Washington D.C. 20006, USA, T +1 202 739 9400, F +1 202 739 9401, E info@nareit.com, W www.nareit.com

Disclaimer (Page 2 of 2)



FTSE DISCLAIMER

© FTSE International Limited ("FTSE") 2008. All rights reserved.

"FTSE®" is a registered trade mark of the London Stock Exchange Plc and The Financial Times Limited and is used by FTSE under licence. "NAREIT®" is the trade mark of the National Association of Real Estate Investment Trusts and "EPRA®" is the trade mark of the European Public Real Estate Association. The FTSE EPRA/NAREIT Global Real Estate Index Series (the "Index Series") is calculated by FTSE. All rights in and to the Index Series vest in FTSE and/or relevant partners. No part of this publication may be reproduced, stored in retrieval system or transmitted by any other form or means whether electronic, mechanical, photocopying, recording or otherwise without the prior permission of FTSE. All information is provided for information purposes only. Whilst every effort is made to ensure that all information given by FTSE in this publication is accurate, no responsibility or liability can be accepted by FTSE for any errors or for any loss arising from use of this publication. Distribution of FTSE index values and the use of FTSE indices to create financial products requires a license with FTSE.

DATE: AUGUST 2008 CONTACT DETAILS:

EPRA: Schiphol Boulevard 283, 1118 BH Schiphol Airport, The Netherlands, T +31 20 405 3830, F +31 20 405 3840, E info@epra.com, W www.epra.com
NAREIT: 1875 Eye Street, N.W., Suite 600, Washington D.C. 20006, USA, T +1 202 739 9400, F + 1 202 739 9401, E info@nareit.com, W www.nareit.com