



EPRA

European Public Real Estate Association

Monthly Chart Book

May 2008

MONTHLY CHART BOOK

In association with:



Comment - The Chart of the Month

Introduction

This chart book is intended to run in parallel with the EPRA Statistical Bulletin and Monthly Review. While the bulletin focuses on performance, the chart book will use this same data in an effort to identify historical trends and indicators. In this quick commentary, we will each month highlight a particular graph, either for explanation or for noteworthy developments when compared to the previous month.

Graph

We start with Graph 147: the Relative Strength Indicator for the United Kingdom, as shown on the right.

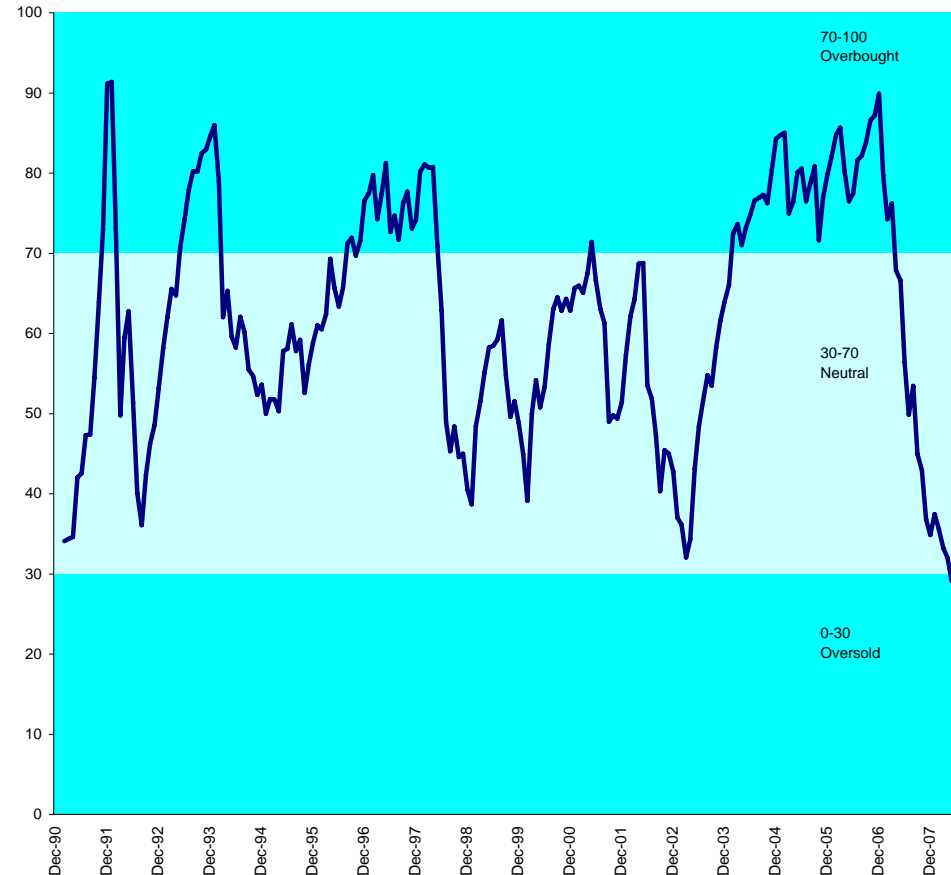
Explanation

The RSI is an index between 0 and 100 that shows the "price strength" of the index by comparing upward and downward movements. If the index is in the 0-30 region, the market is oversold and if the index is in the 70-100 range, the market is overbought. For details on the calculation, please refer to section 7 of this document.

Developments

The RSI for the UK clearly shows that, in line with the broader European picture, the UK market has been overbought in the period 2003-2006. However, following the difficult year 2007, the market has reversed and has been quickly moving towards being oversold. Whereas Europe is still in the Neutral zone, the UK in May has crossed the 30-border and is now "oversold", for the first time since the start of the index in 1990.

Graph 147: Relative Strength Indicator - United Kingdom



DATE: MAY 2008 CONTACT DETAILS:

EPRA: Schiphol Boulevard 283, 1118 BH Schiphol Airport, The Netherlands, T +31 20 405 3830, F +31 20 405 3840, E info@epra.com, W www.epra.com
NAREIT: 1875 Eye Street, N.W., Suite 600, Washington D.C. 20006, USA, T +1 202 739 9400, F +1 202 739 9401, E i

Contents

Page	4	Section 1 - Global	Page	53	Section 5.9 - Netherlands
Page	10	Section 2 - Asia	Page	56	Section 5.10 - Sweden
Page	16	Section 3 - Europe	Page	59	Section 5.11 - United Kingdom
Page	22	Section 4 - North America	Page	62	Section 5.12 - Canada
Page	28	Section 5 - Individual Countries	Page	65	Section 5.13 - United States
Page	29	Section 5.1 - Australia	Page	68	Section 6 - End of Year Constituents Chart
Page	32	Section 5.2 - Hong Kong	Page	86	Section 7 - Details on Methodology
Page	35	Section 5.3 - Japan	Page	89	Section 8 - Data Vendor Codes
Page	38	Section 5.4 - Singapore	Page	96	Contacts
Page	41	Section 5.5 - Belgium	Page	97	Disclaimer
Page	44	Section 5.6 - France			
Page	47	Section 5.7 - Germany			
Page	50	Section 5.8 - Italy			

For an explanation of the graphs and details on the calculation, please refer to Section 7.

A disclaimer applies to this document. Please refer to pages 97 and 98.

DATE: MAY 2008 CONTACT DETAILS:

EPRA: Schiphol Boulevard 283, 1118 BH Schiphol Airport, The Netherlands, T +31 20 405 3830, F +31 20 405 3840, E info@epra.com, W www.epra.com
NAREIT: 1875 Eye Street, N.W., Suite 600, Washington D.C. 20006, USA, T +1 202 739 9400, F + 1 202 739 9401, E info@nareit.com, W www.nareit.com

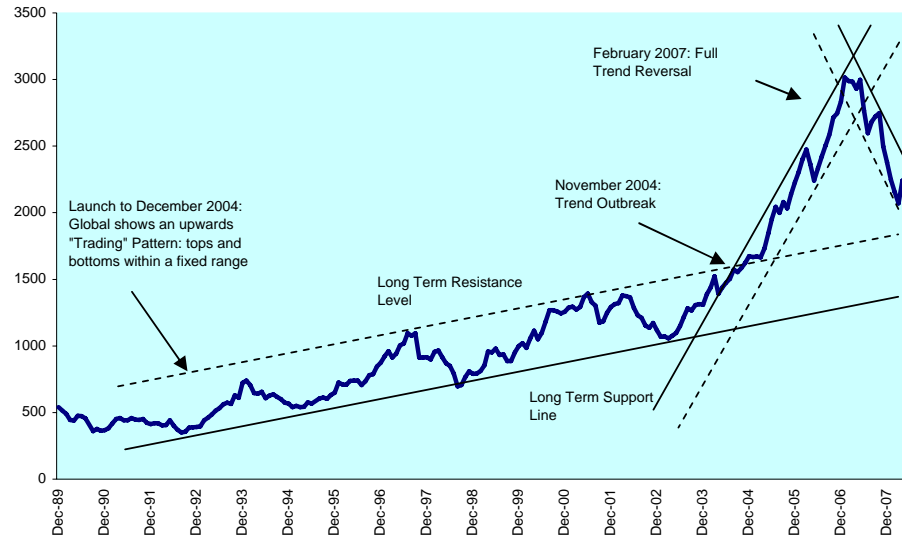
Section 1

Global

DATE: MAY 2008 CONTACT DETAILS:

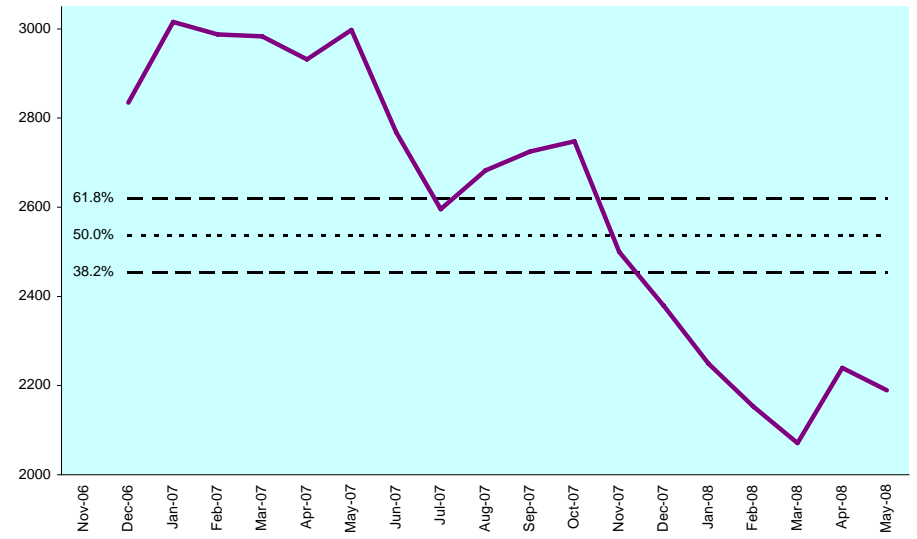
EPRA: Schiphol Boulevard 283, 1118 BH Schiphol Airport, The Netherlands, T +31 20 405 3830, F +31 20 405 3840, E info@epra.com, W www.epra.com
NAREIT: 1875 Eye Street, N.W., Suite 600, Washington D.C. 20006, USA, T +1 202 739 9400, F + 1 202 739 9401, E info@nareit.com, W www.nareit.com

Graph 1: Long Term Technical Analysis - Global ***

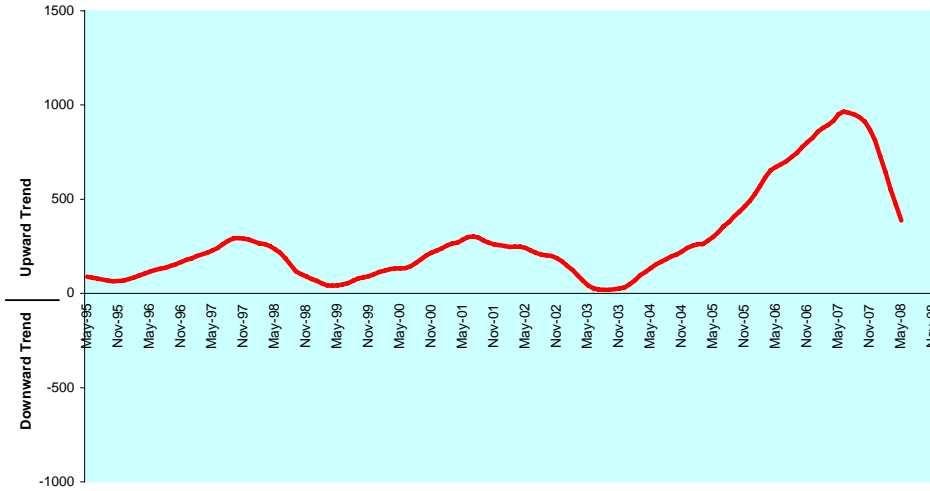


*** A disclaimer applies to this graph. Please refer to pages 97 and 98.

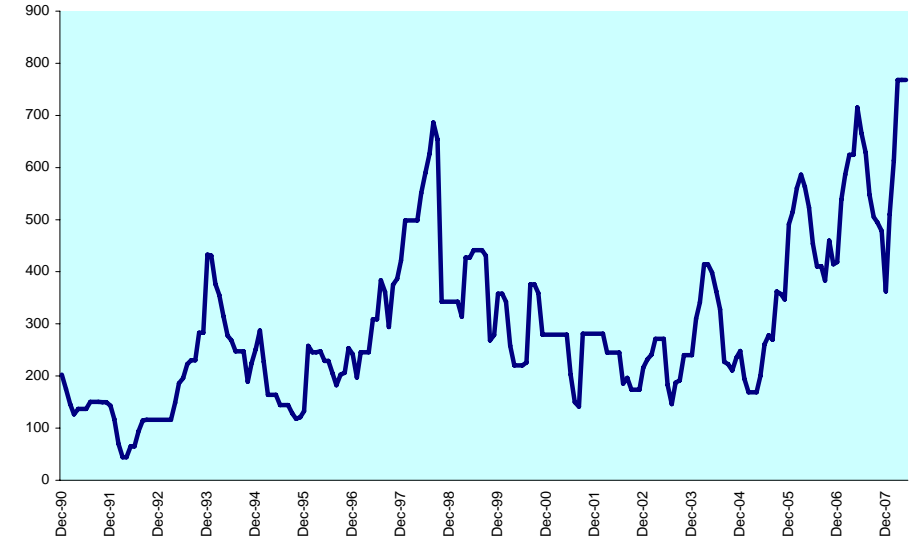
Graph 2: 1Y Retracement Levels - Global



Graph 3: Moving Averages: 5 Year vs 1 Year Oscillator - Global



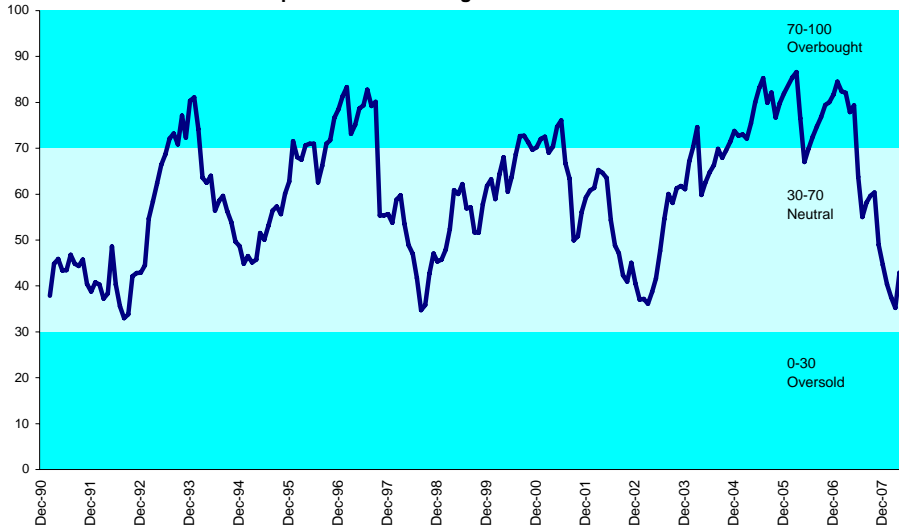
Graph 4: Average True Range (Index Points) - Global



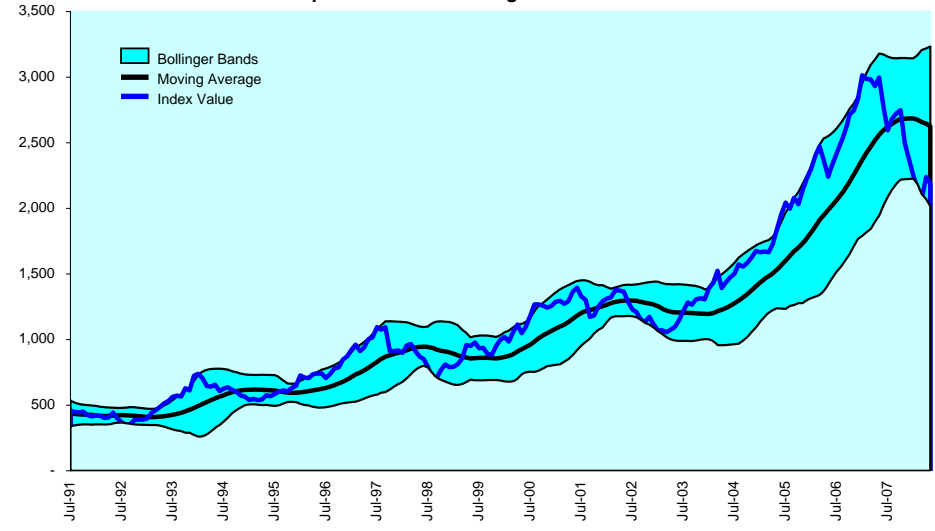
DATE: MAY 2008 CONTACT DETAILS:

EPRA: Schiphol Boulevard 283, 1118 BH Schiphol Airport, The Netherlands, T +31 20 405 3830, F +31 20 405 3840, E info@epra.com, W www.epra.com
 NAREIT: 1875 Eye Street, N.W., Suite 600, Washington D.C. 20006, USA, T +1 202 739 9400, F +1 202 739 9401, E info@nareit.com, W www.nareit.com

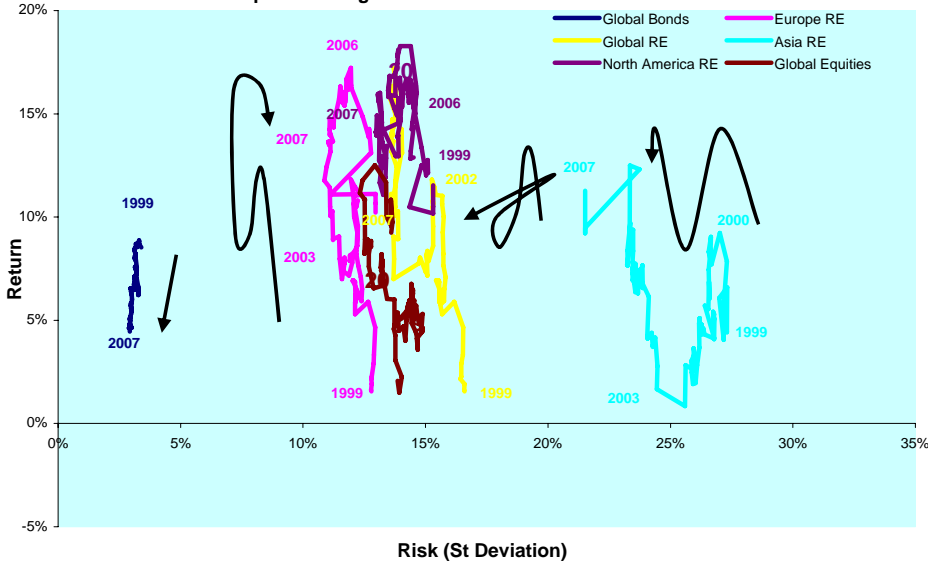
Graph 5: Relative Strength Indicator - Global



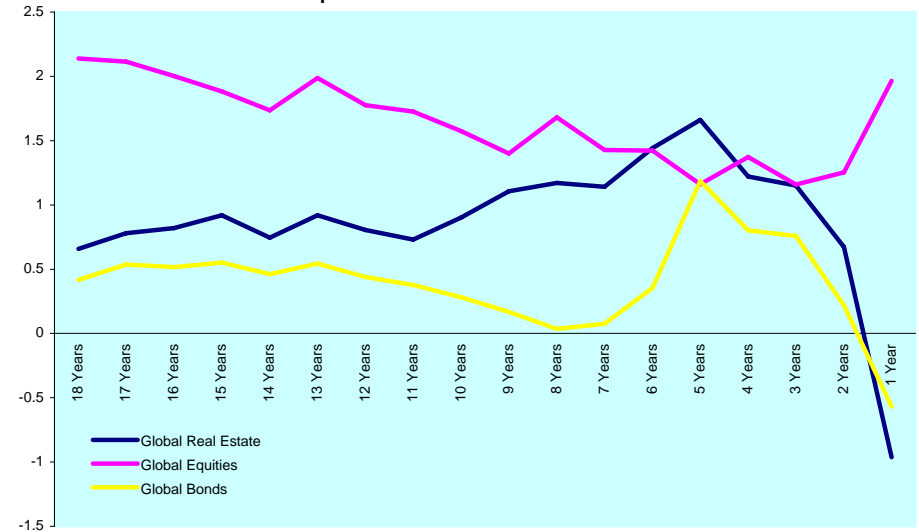
Graph 6: 20 Month Bollinger Bands - Global



Graph 7: Rolling 10 Years Risk/Return Profile - Global



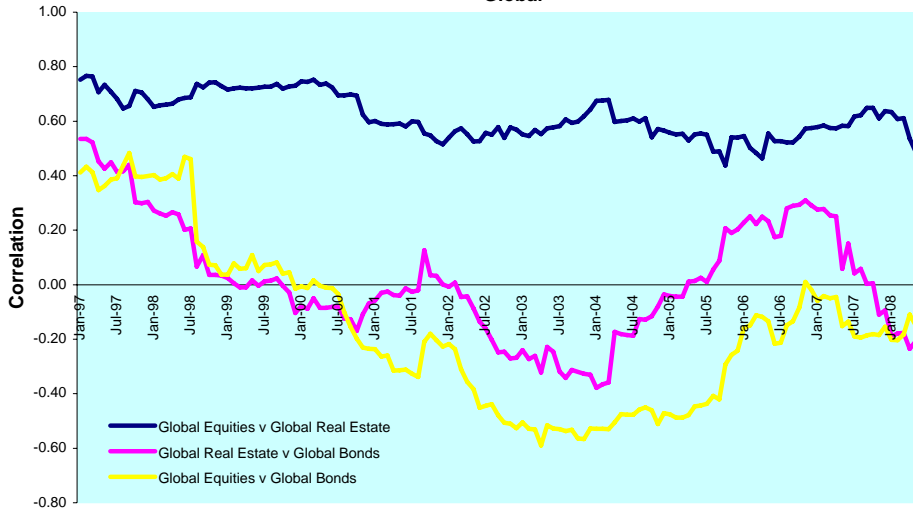
Graph 8: Investment Horizons - Global



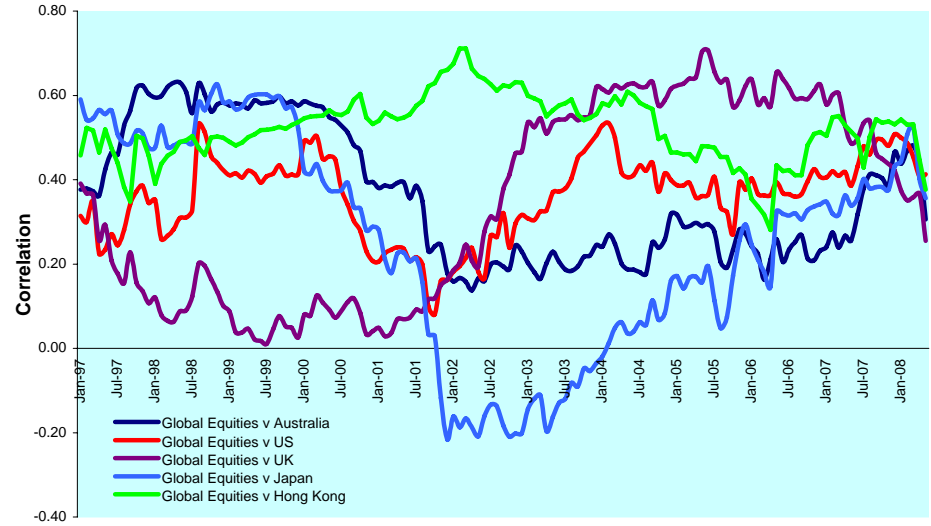
DATE: MAY 2008 CONTACT DETAILS:

EPRA: Schiphol Boulevard 283, 1118 BH Schiphol Airport, The Netherlands, T +31 20 405 3830, F +31 20 405 3840, E info@epra.com, W www.epra.com
 NAREIT: 1875 Eye Street, N.W., Suite 600, Washington D.C. 20006, USA, T +1 202 739 9400, F +1 202 739 9401, E info@nareit.com, W www.nareit.com

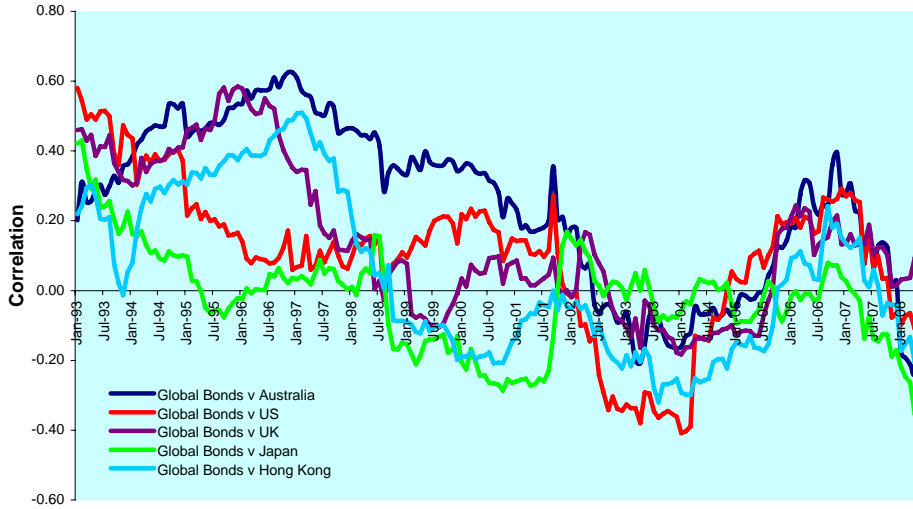
Graph 9: Real Estate, Equities & Bonds: 36 Months Asset Class Correlations - Global



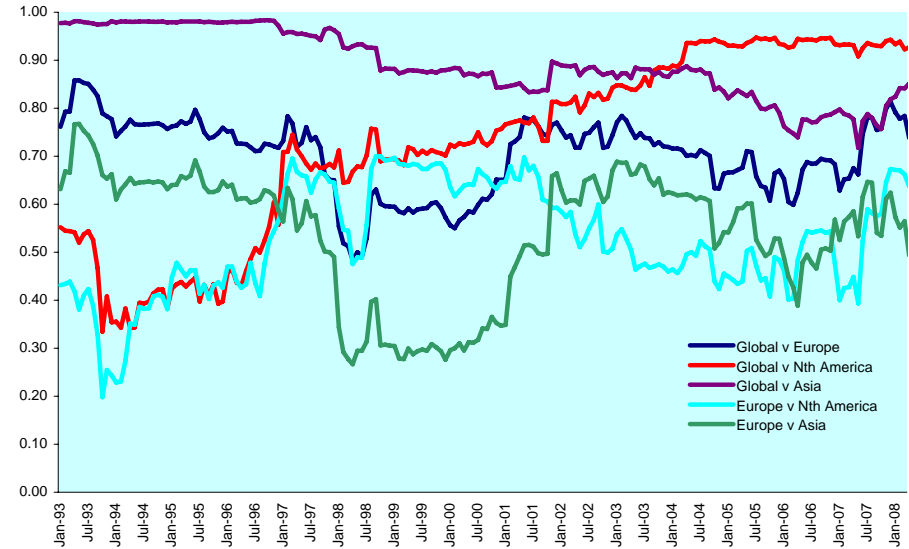
Graph 10: Top 5 Countries vs. Global Equities: 36 Months Correlations - Global



Graph 11: Top 5 Countries vs. Global Bonds: 36 Months Correlations - Global



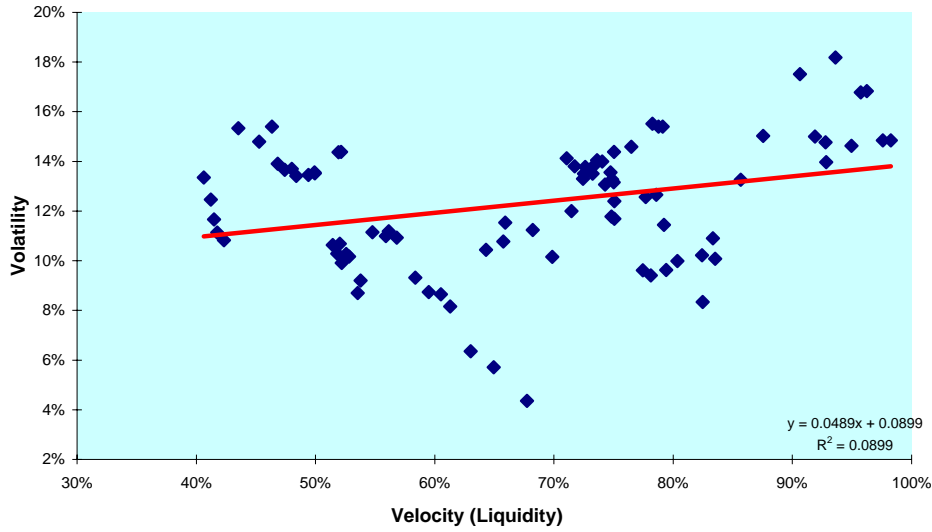
Graph 12: Global & Regional 36 Months Correlations (EUR) - Global



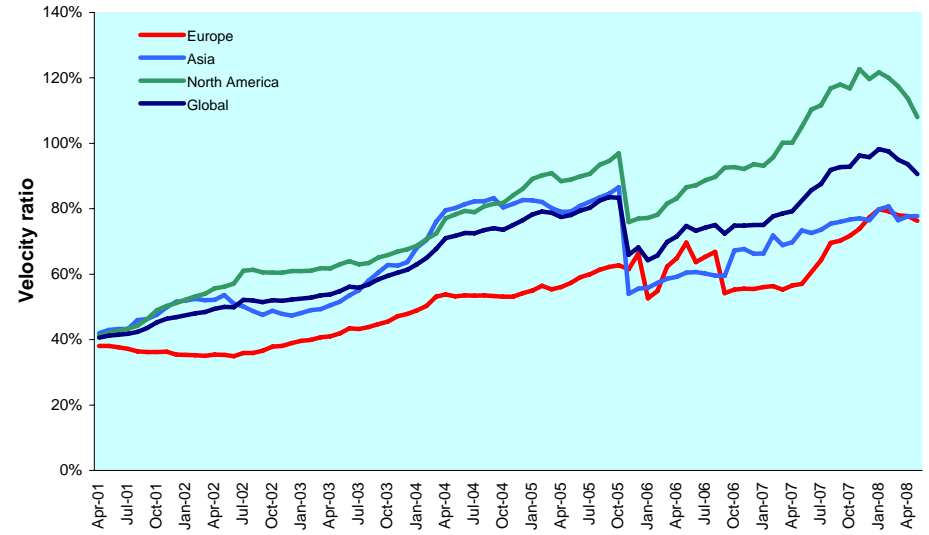
DATE: MAY 2008 CONTACT DETAILS:

EPRA: Schiphol Boulevard 283, 1118 BH Schiphol Airport, The Netherlands, T +31 20 405 3830, F +31 20 405 3840, E info@epra.com, W www.epra.com
 NAREIT: 1875 Eye Street, N.W., Suite 600, Washington D.C. 20006, USA, T +1 202 739 9400, F +1 202 739 9401, E info@nareit.com, W www.nareit.com

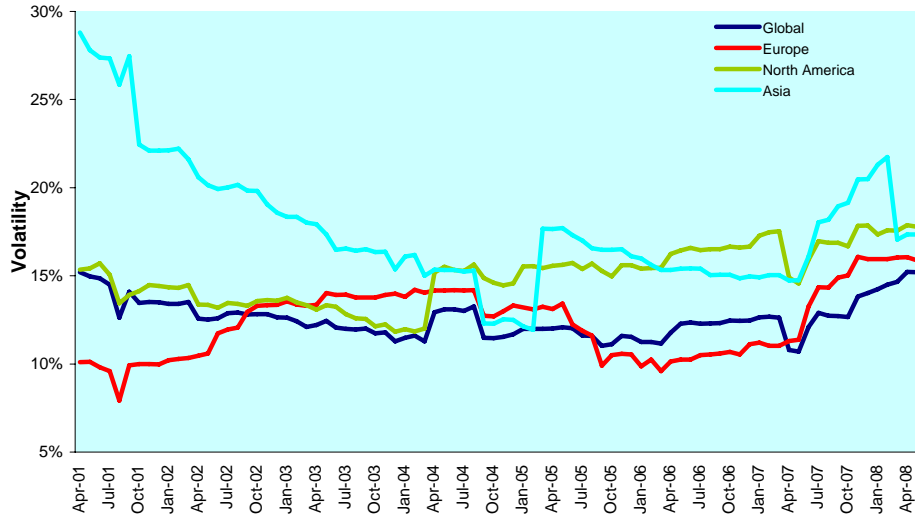
Graph 13: 36 Months Velocity vs. Volatility - Global



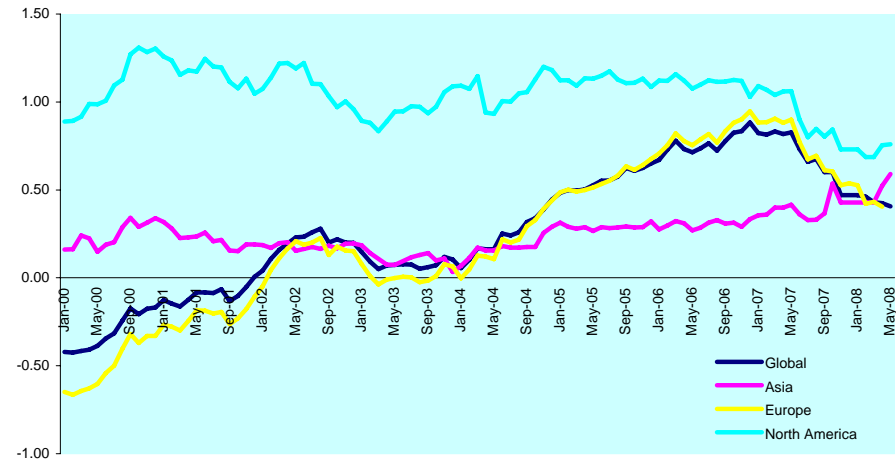
Graph 14: 36 Months Annual Velocity - Global



Graph 15: 36 Months Rolling Volatility - Global



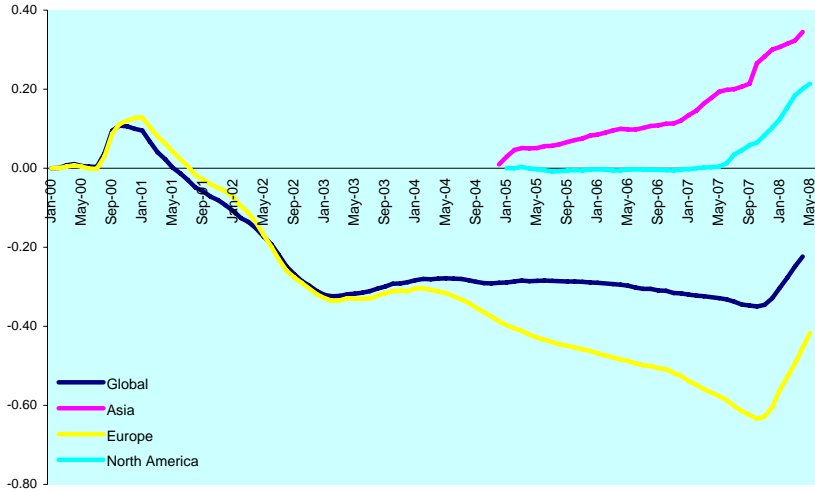
Graph 16: Sharp Ratio - Global



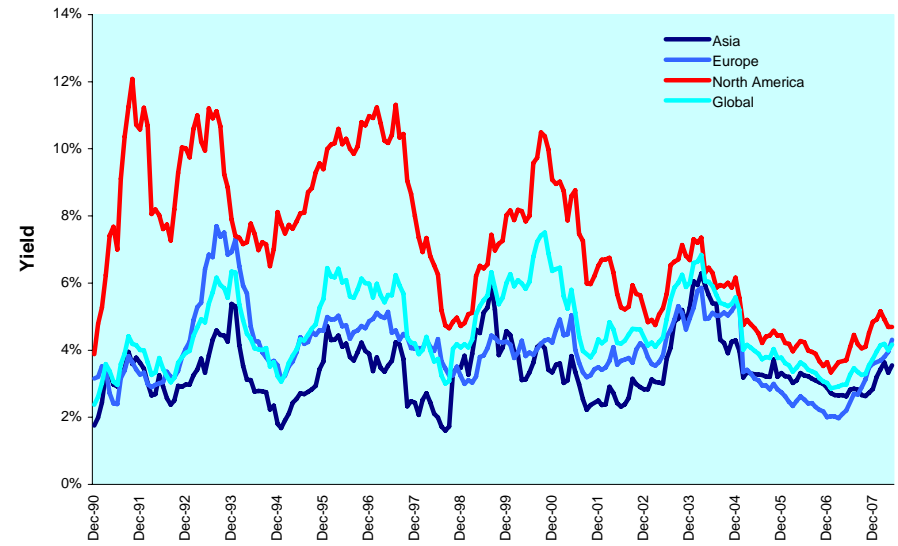
DATE: MAY 2008 CONTACT DETAILS:

Epra: Schiphol Boulevard 283, 1118 BH Schiphol Airport, The Netherlands, T +31 20 405 3830, F +31 20 405 3840, E info@epa.com, W www.epa.com
 Nareit: 1875 Eye Street, N.W., Suite 600, Washington D.C. 20006, USA, T +1 202 739 9400, F +1 202 739 9401, E info@nareit.com, W www.nareit.com

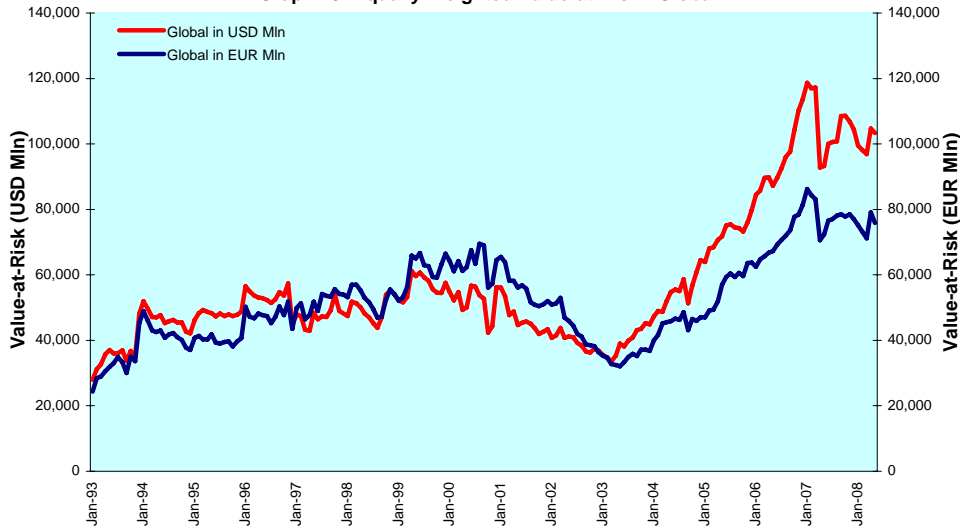
Graph 17: Long Term Beta Coefficient - Global



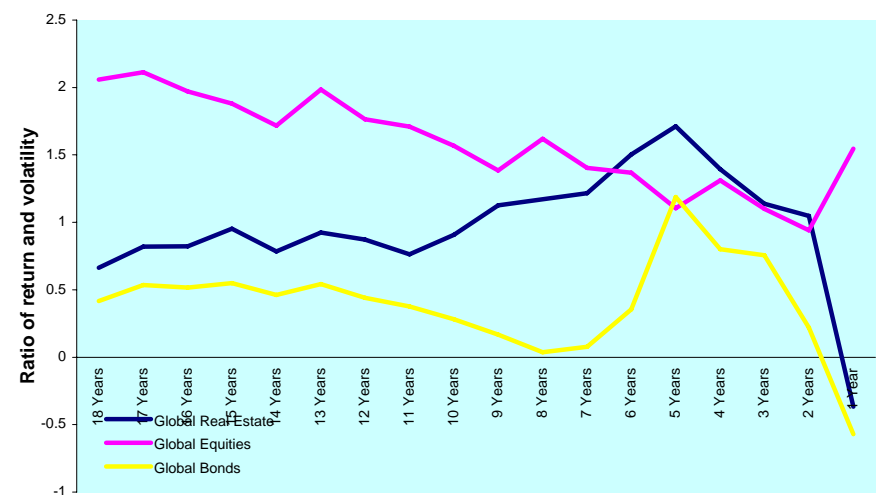
Graph 18: 12 Months Dividend Yields (Local Currency) - Global



Graph 19: Equally Weighted Value-at-Risk - Global



Graph 20: Investment Horizons - Global



DATE: MAY 2008 CONTACT DETAILS:

EPRA: Schiphol Boulevard 283, 1118 BH Schiphol Airport, The Netherlands, T +31 20 405 3830, F +31 20 405 3840, E info@epra.com, W www.epra.com
 NAREIT: 1875 Eye Street, N.W., Suite 600, Washington D.C. 20006, USA, T +1 202 739 9400, F + 1 202 739 9401, E info@nareit.com, W www.nareit.com

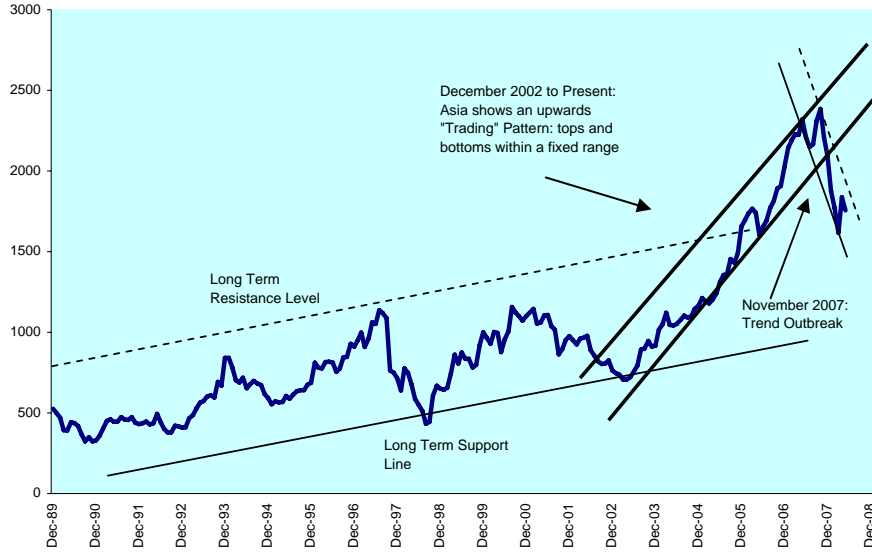
Section 2

Asia

DATE: MAY 2008 CONTACT DETAILS:

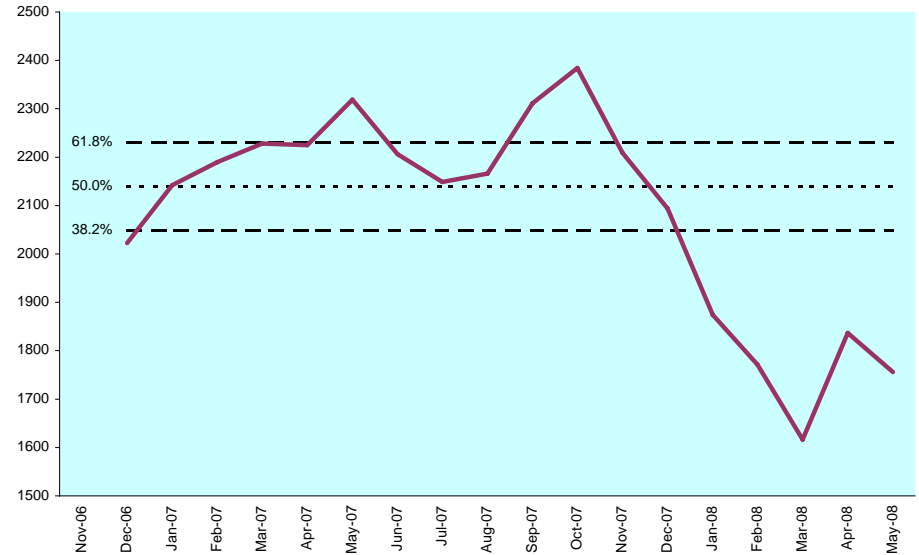
EPRA: Schiphol Boulevard 283, 1118 BH Schiphol Airport, The Netherlands, T +31 20 405 3830, F +31 20 405 3840, E info@epra.com, W www.epra.com
NAREIT: 1875 Eye Street, N.W., Suite 600, Washington D.C. 20006, USA, T +1 202 739 9400, F + 1 202 739 9401, E info@nareit.com, W www.nareit.com

Graph 21: Long Term Technical Analysis - Asia ***

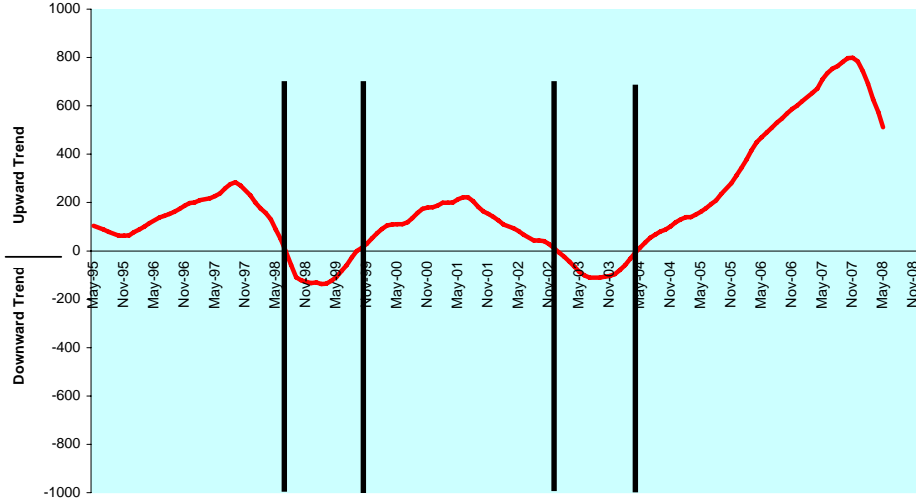


*** A disclaimer applies to this graph. Please refer to pages 97 and 98.

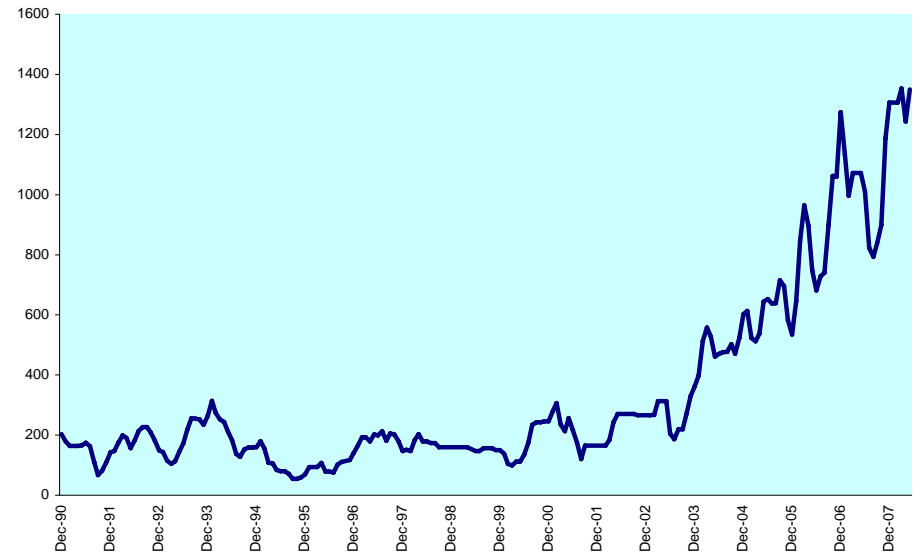
Graph 22: 1Y Retracement Levels - Asia



Graph 23: Moving Averages: 5 Year vs 1 Year Oscillator - Asia



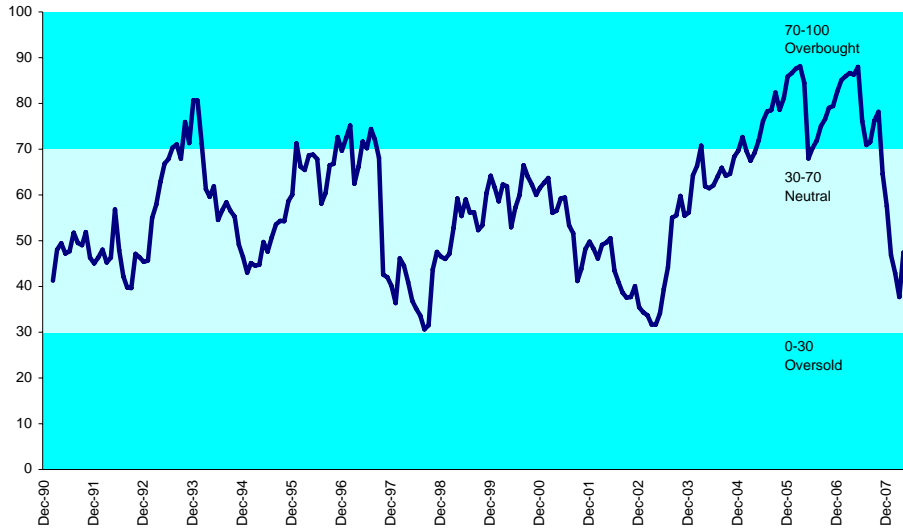
Graph 24: Average True Range (Index Points) - Asia



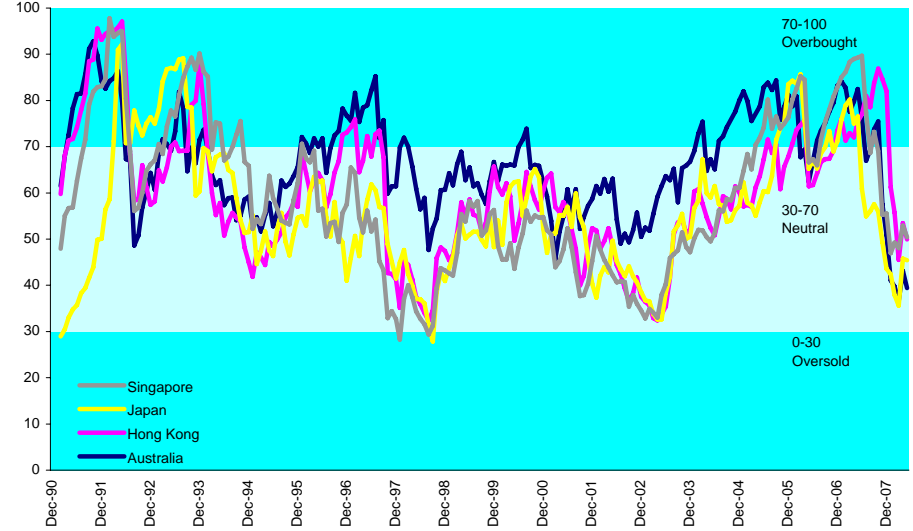
DATE: MAY 2008 CONTACT DETAILS:

EPRA: Schiphol Boulevard 283, 1118 BH Schiphol Airport, The Netherlands, T +31 20 405 3830, F +31 20 405 3840, E info@epra.com, W www.epra.com
 NAREIT: 1875 Eye Street, N.W., Suite 600, Washington D.C. 20006, USA, T +1 202 739 9400, F + 1 202 739 9401, E info@nareit.com, W www.nareit.com

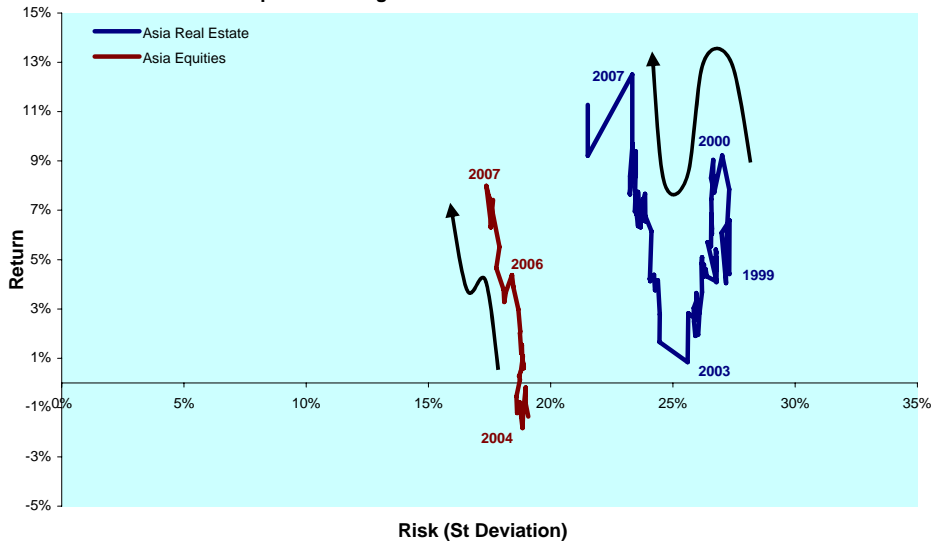
Graph 25: Relative Strength Indicator - Asia



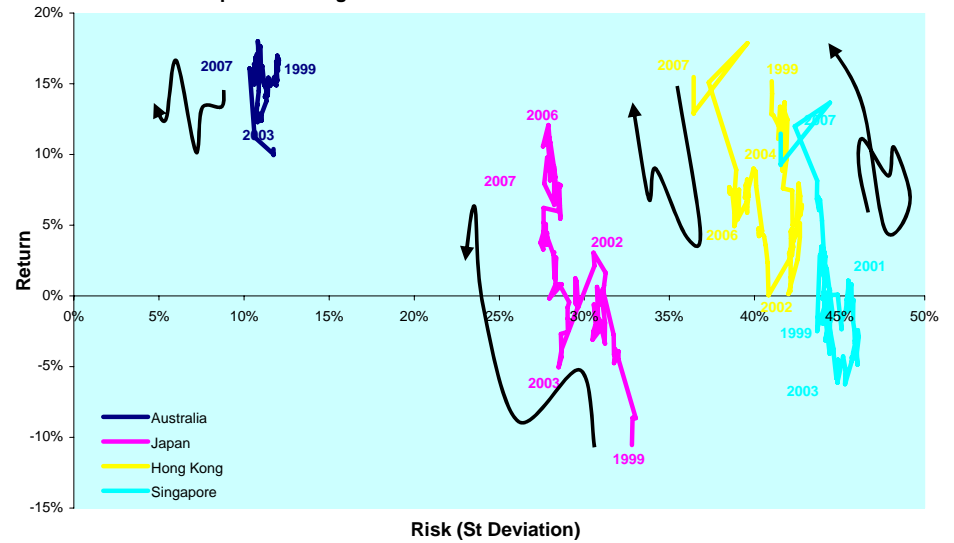
Graph 26: Relative Strength Indicator - Asia Countries



Graph 27: Rolling 10 Years Risk/Return Profile - Asia



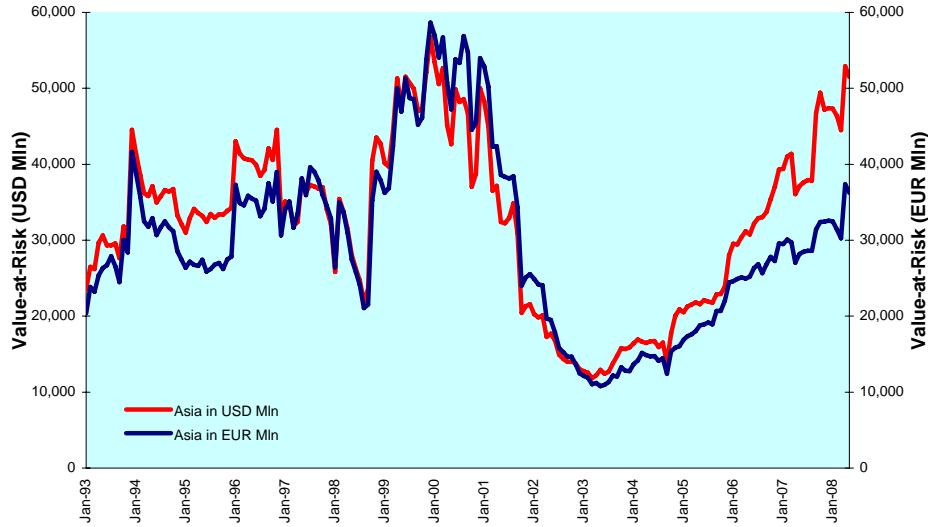
Graph 28: Rolling 10 Years Risk/Return Profile - Asia Countries



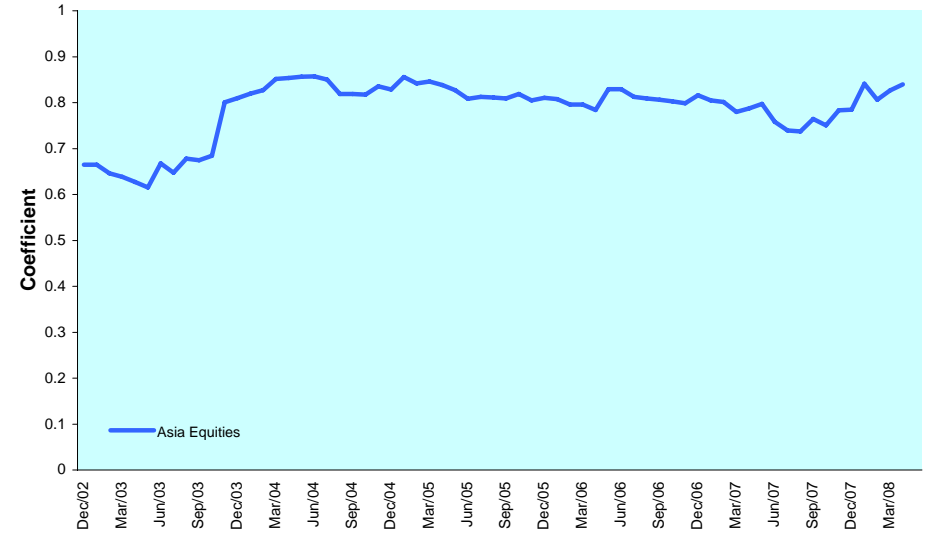
DATE: MAY 2008 CONTACT DETAILS:

EPRA: Schiphol Boulevard 283, 1118 BH Schiphol Airport, The Netherlands, T +31 20 405 3830, F +31 20 405 3840, E info@epra.com, W www.epra.com
 NAREIT: 1875 Eye Street, N.W., Suite 600, Washington D.C. 20006, USA, T +1 202 739 9400, F +1 202 739 9401, E info@nareit.com, W www.nareit.com

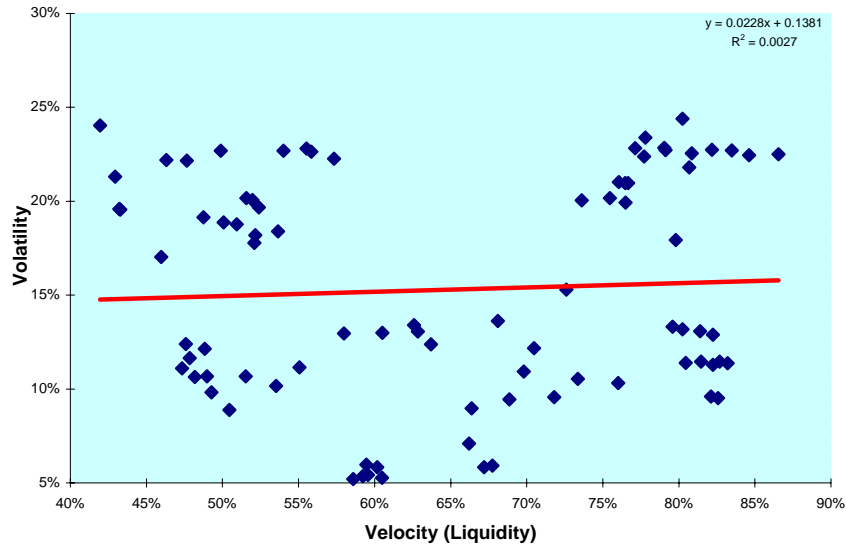
Graph 29: Equally Weighted Value-at-Risk - Asia



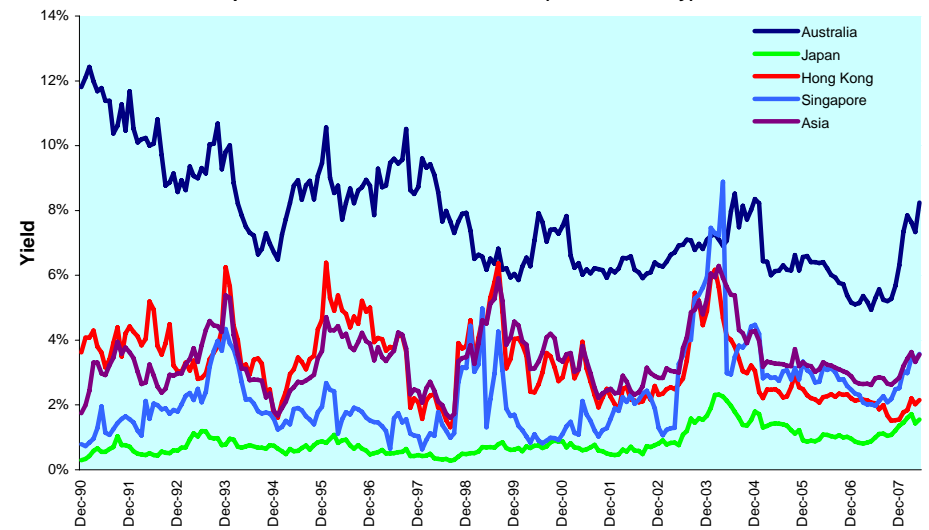
Graph 30: Asset Classes Correlations - Asia



Graph 31: 36 Months Velocity vs. Volatility - Asia



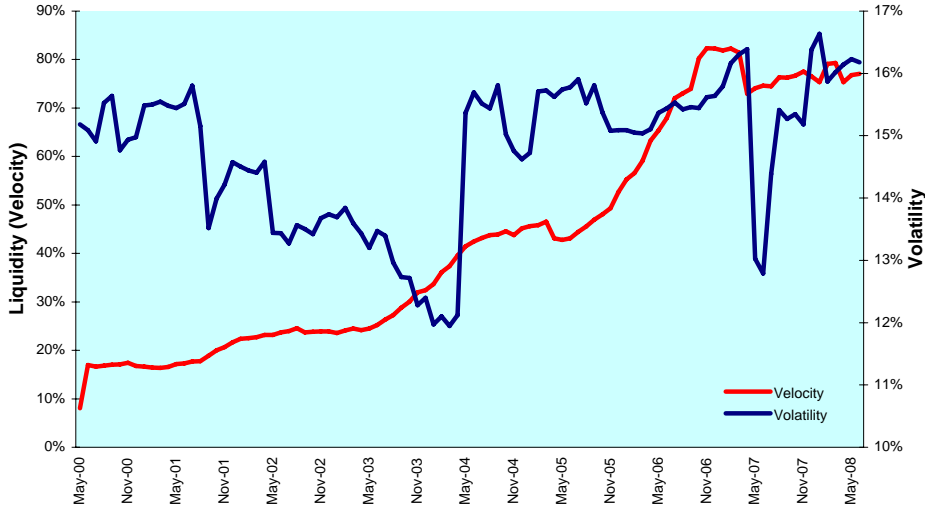
Graph 32: 12 Months Dividend Yields (Local Currency) - Asia



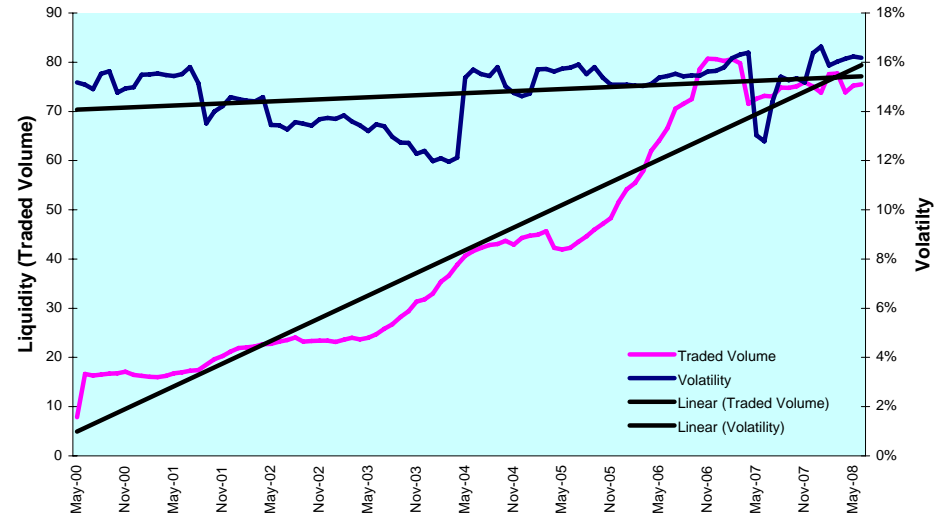
DATE: MAY 2008 CONTACT DETAILS:

EPR: Schiphol Boulevard 283, 1118 BH Schiphol Airport, The Netherlands, T +31 20 405 3830, F +31 20 405 3840, E info@epa.com, W www.epa.com
 NAREIT: 1875 Eye Street, N.W., Suite 600, Washington D.C. 20006, USA, T +1 202 739 9400, F + 1 202 739 9401, E info@nareit.com, W www.nareit.com

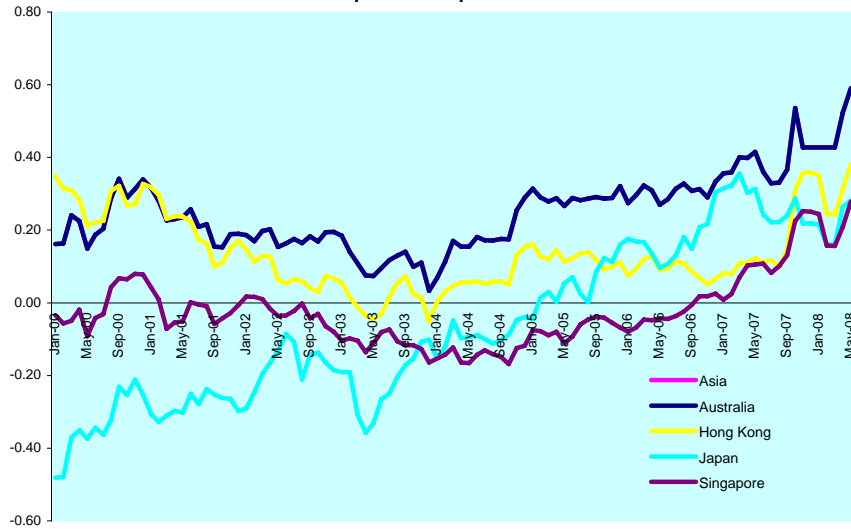
Graph 33: Liquidity (Velocity) vs. Volatility (St. Deviation) - Asia



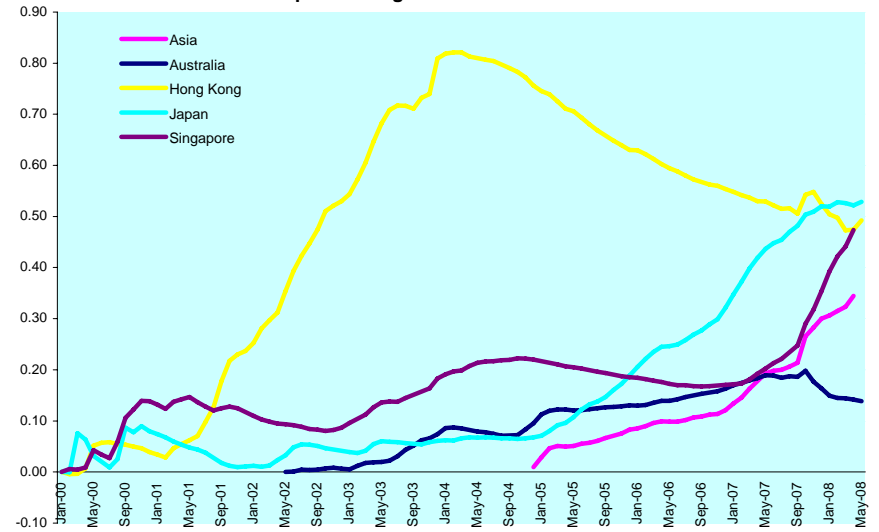
Graph 34: Liquidity (Traded Volume) vs. Volatility (St. Deviation) - Asia



Graph 35: Sharp Ratio - Asia



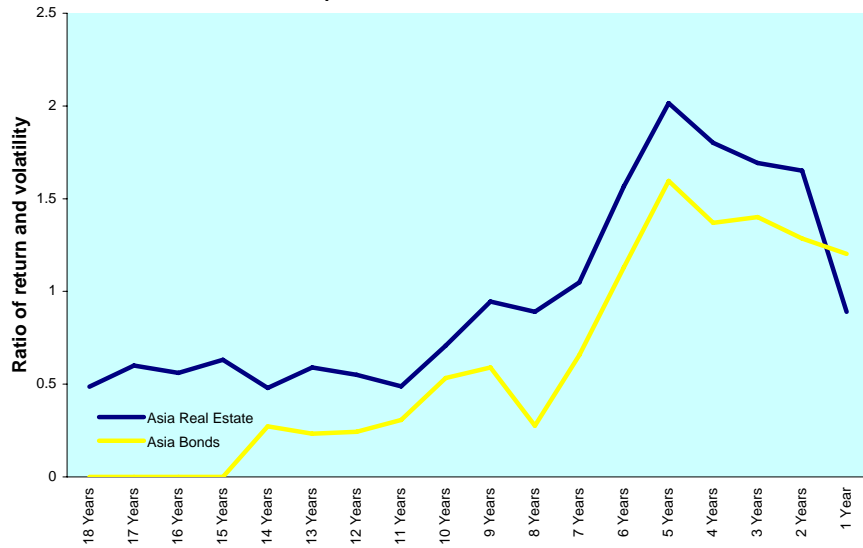
Graph 36: Long Term Beta Coefficient - Asia



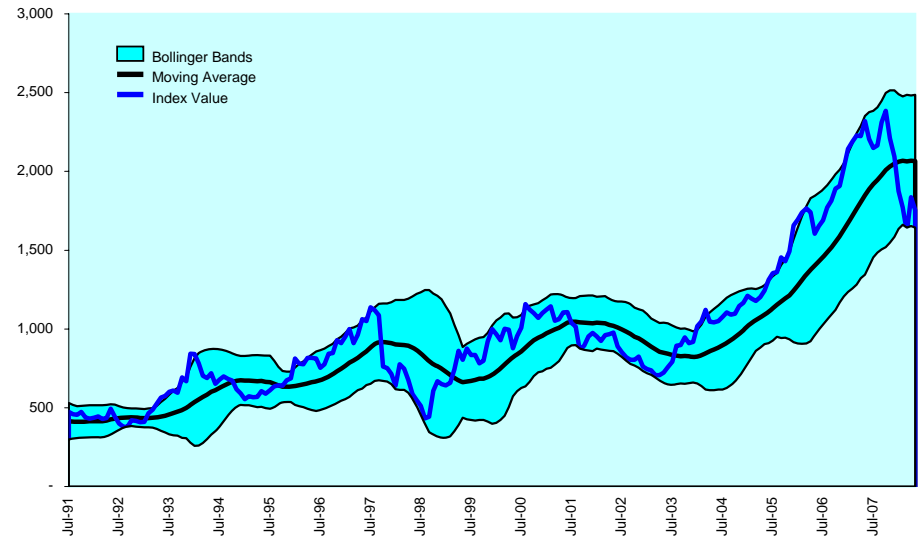
DATE: MAY 2008 CONTACT DETAILS:

EPRA: Schiphol Boulevard 283, 1118 BH Schiphol Airport, The Netherlands, T +31 20 405 3830, F +31 20 405 3840, E info@epra.com, W www.epra.com
 NAREIT: 1875 Eye Street, N.W., Suite 600, Washington D.C. 20006, USA, T +1 202 739 9400, F +1 202 739 9401, E info@nareit.com, W www.nareit.com

Graph 37: Investment Horizons - Asia



Graph 38: 20 Month Bollinger Bands - Asia



DATE: MAY 2008 CONTACT DETAILS:

EPRA: Schiphol Boulevard 283, 1118 BH Schiphol Airport, The Netherlands, T +31 20 405 3830, F +31 20 405 3840, E info@epra.com, W www.epra.com
 NAREIT: 1875 Eye Street, N.W., Suite 600, Washington D.C. 20006, USA, T +1 202 739 9400, F + 1 202 739 9401, E info@nareit.com, W www.nareit.com

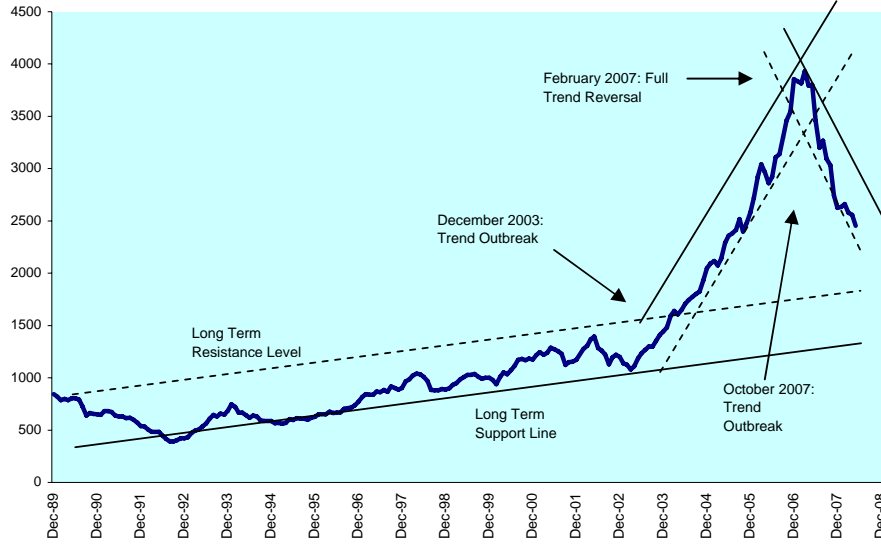
Section 3

Europe

DATE: MAY 2008 CONTACT DETAILS:

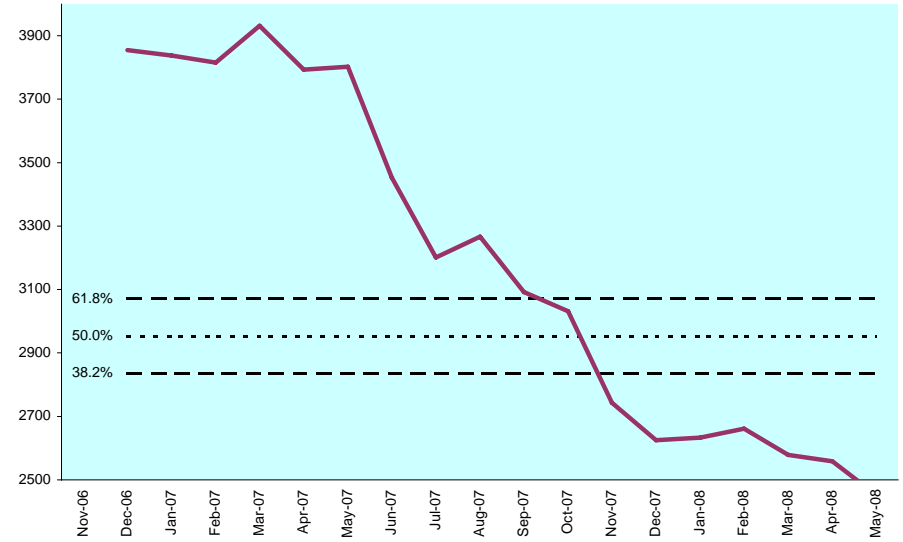
EPRA: Schiphol Boulevard 283, 1118 BH Schiphol Airport, The Netherlands, T +31 20 405 3830, F +31 20 405 3840, E info@epra.com, W www.epra.com
NAREIT: 1875 Eye Street, N.W., Suite 600, Washington D.C. 20006, USA, T +1 202 739 9400, F + 1 202 739 9401, E info@nareit.com, W www.nareit.com

Graph 39: Long Term Technical Analysis - Europe ***

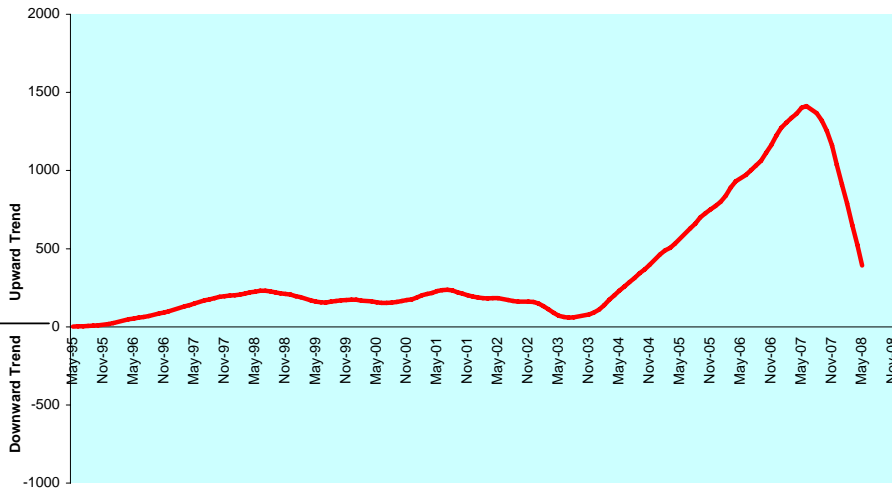


*** A disclaimer applies to this graph. Please refer to pages 97 and 98.

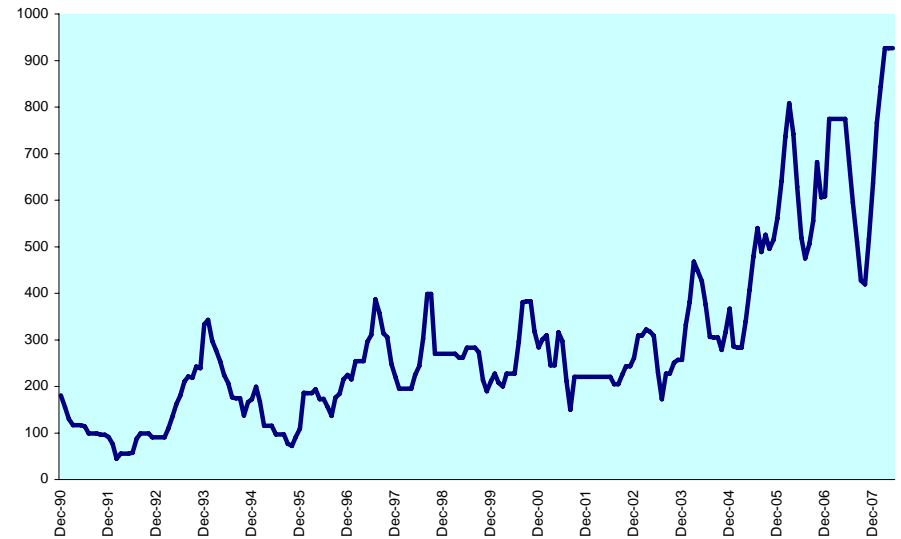
Graph 40: 1Y Retracement Levels - Europe



Graph 41: Moving Averages: 5 Year vs 1 Year Oscillator - Europe



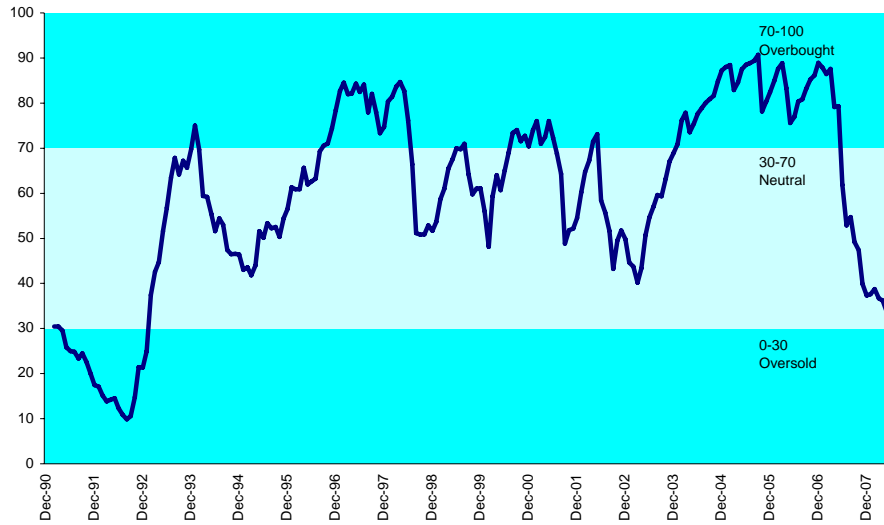
Graph 42: Average True Range (Index Points) - Europe



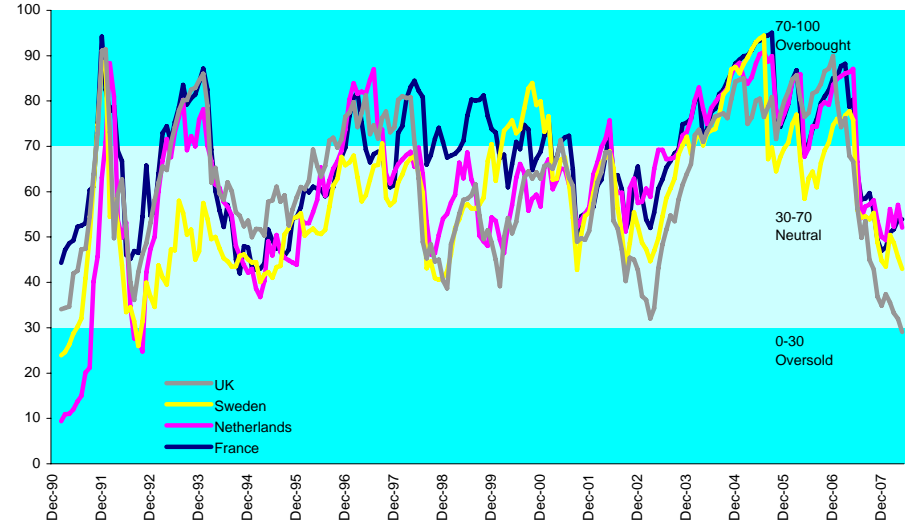
DATE: MAY 2008 CONTACT DETAILS:

EPRA: Schiphol Boulevard 283, 1118 BH Schiphol Airport, The Netherlands, T +31 20 405 3830, F +31 20 405 3840, E info@epra.com, W www.epra.com
 NAREIT: 1875 Eye Street, N.W., Suite 600, Washington D.C. 20006, USA, T +1 202 739 9400, F +1 202 739 9401, E info@nareit.com, W www.nareit.com

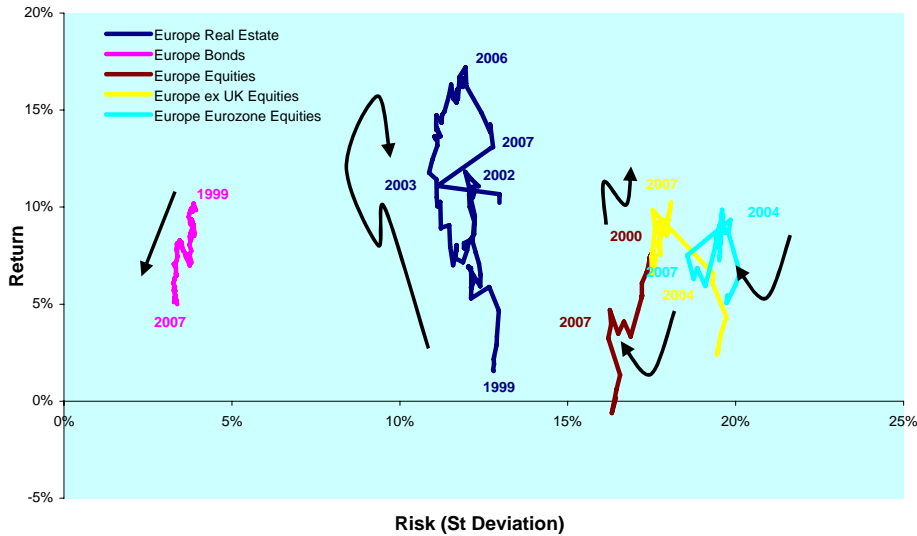
Graph 43: Relative Strength Indicator - Europe



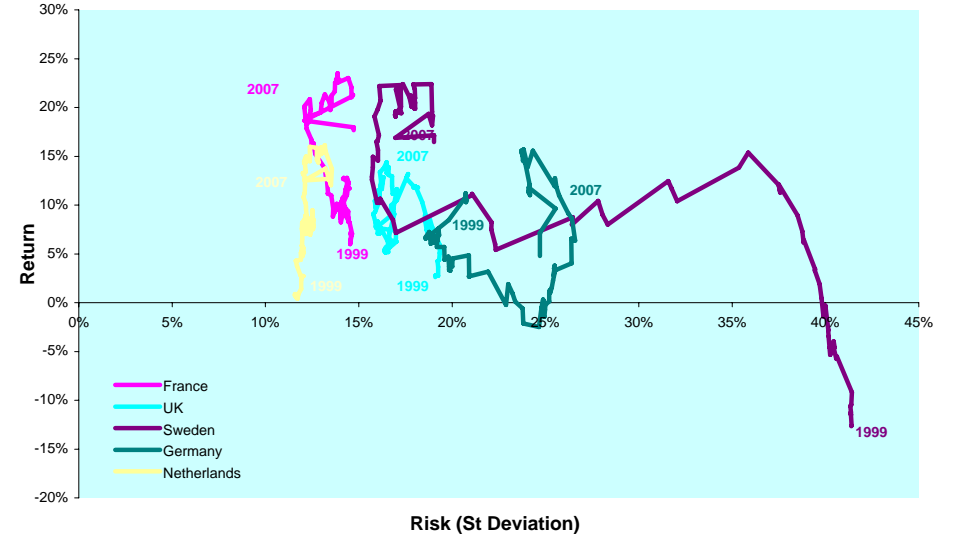
Graph 44: Relative Strength Indicator - Europe Countries



Graph 45: Rolling 10 Years Risk/Return Profile - Europe



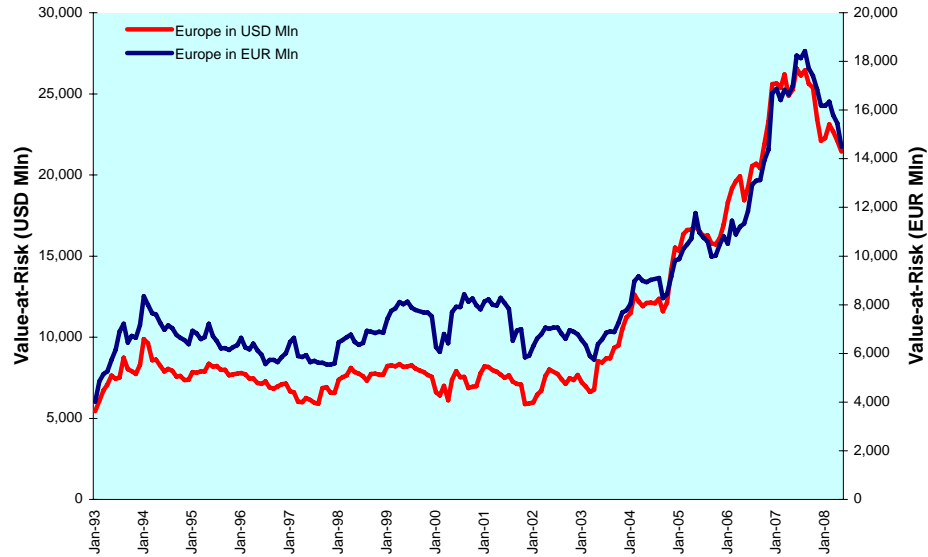
Graph 46: Rolling 10 Years Risk/Return Profile - Europe Countries



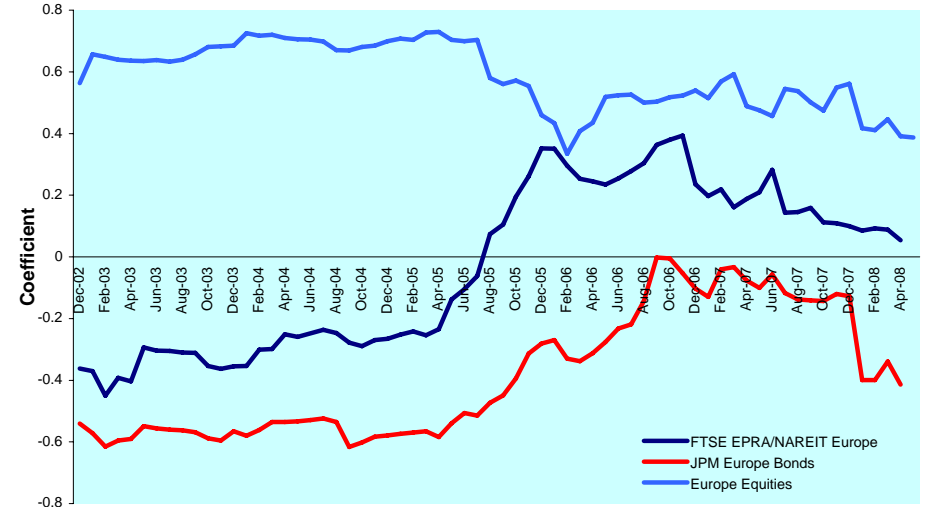
DATE: MAY 2008 CONTACT DETAILS:

EPRA: Schiphol Boulevard 283, 1118 BH Schiphol Airport, The Netherlands, T +31 20 405 3830, F +31 20 405 3840, E info@epra.com, W www.epra.com
 NAREIT: 1875 Eye Street, N.W., Suite 600, Washington D.C. 20006, USA, T +1 202 739 9400, F +1 202 739 9401, E info@nareit.com, W www.nareit.com

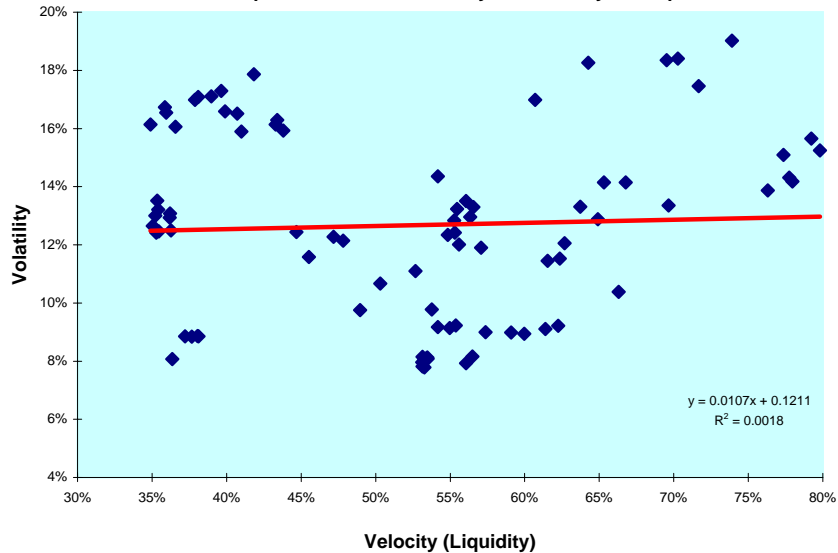
Graph 47: Equally Weighted Value-at-Risk - Europe



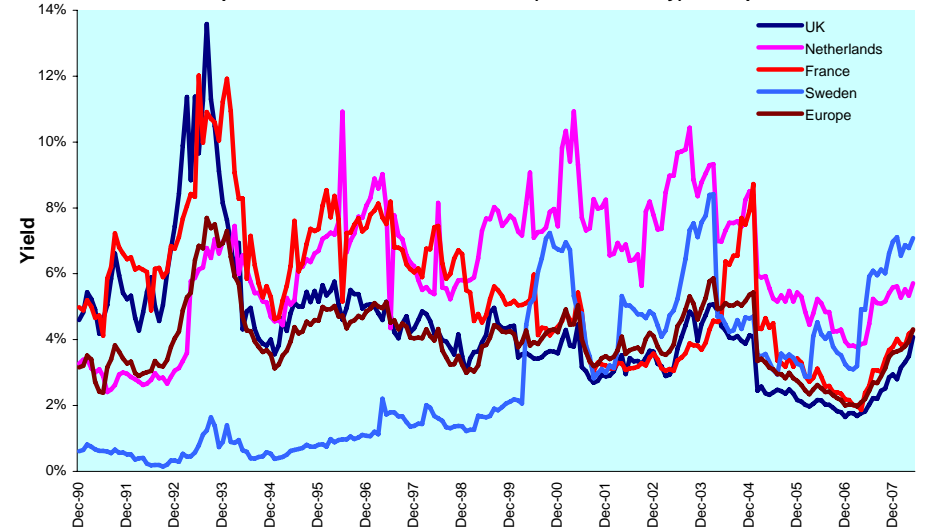
Graph 48: Asset Classes Correlations - Europe



Graph 49: 36 Months Velocity vs. Volatility - Europe



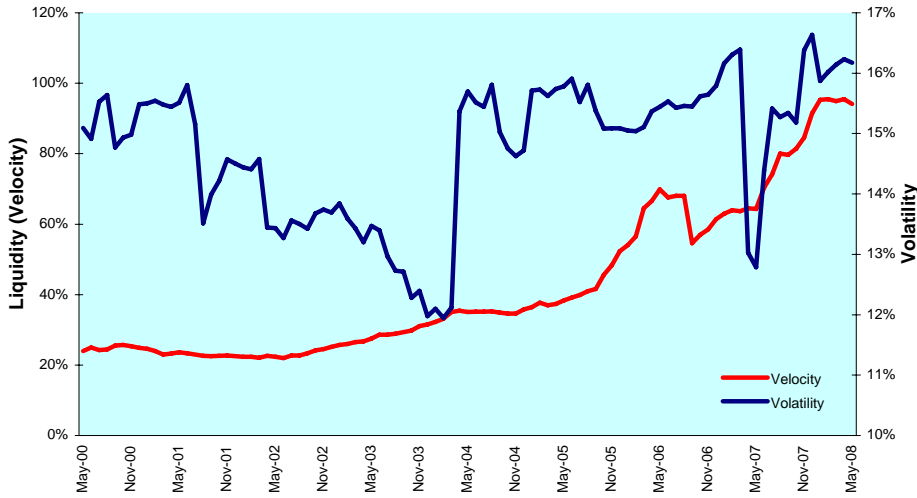
Graph 50: 12 Months Dividend Yields (Local Currency) - Europe



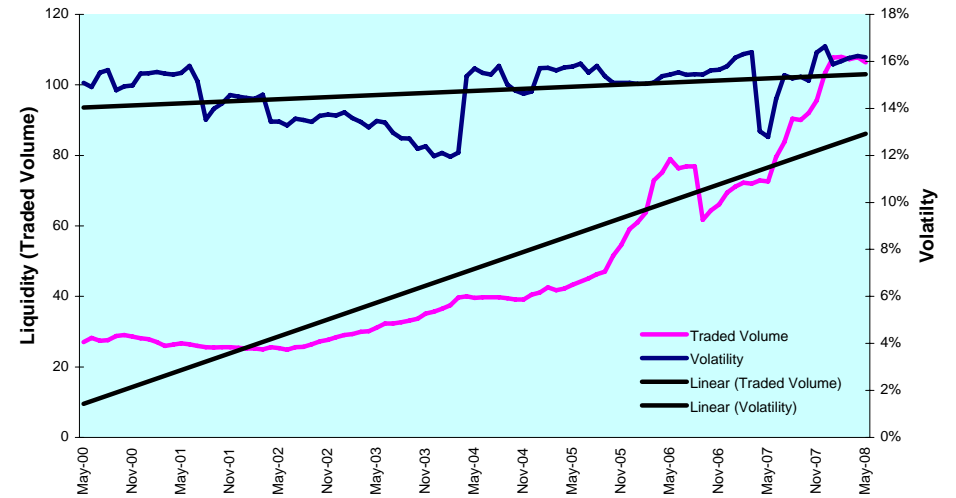
DATE: MAY 2008 CONTACT DETAILS:

EPRA: Schiphol Boulevard 283, 1118 BH Schiphol Airport, The Netherlands, T +31 20 405 3830, F +31 20 405 3840, E info@epra.com, W www.epra.com
 NAREIT: 1875 Eye Street, N.W., Suite 600, Washington D.C. 20006, USA, T +1 202 739 9400, F + 1 202 739 9401, E info@nareit.com, W www.nareit.com

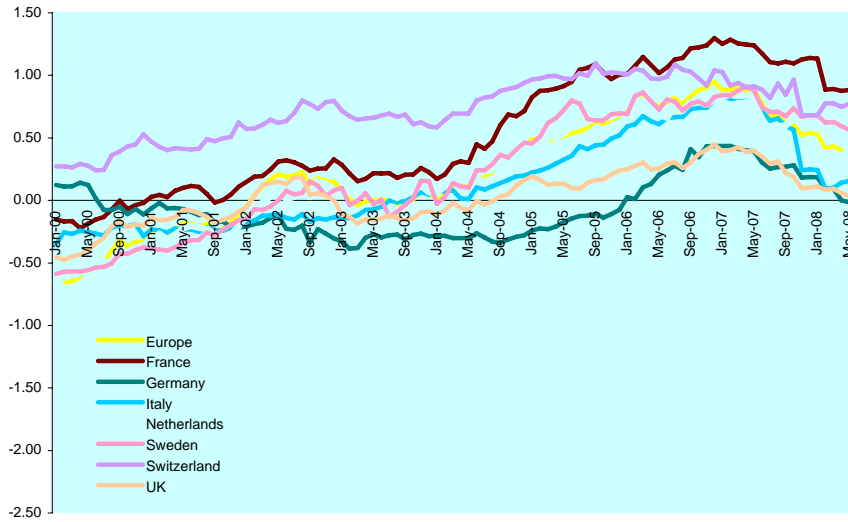
Graph 51: Liquidity (Velocity) vs. Volatility (St. Deviation) - Europe



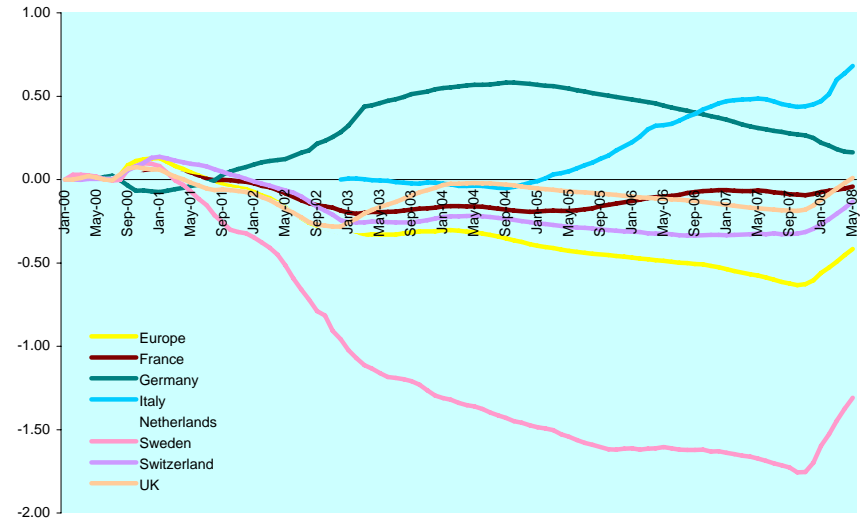
Graph 52: Liquidity (Traded Volume) vs. Volatility (St. Deviation) - Europe



Graph 53: Sharp Ratio - Europe



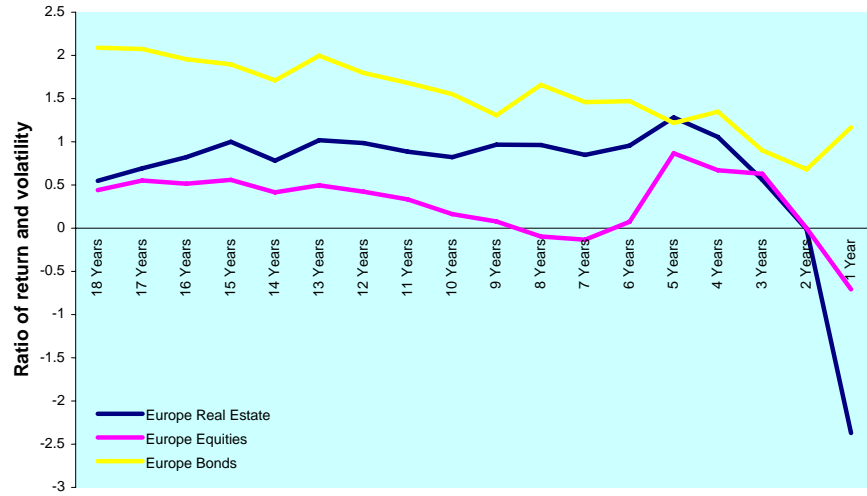
Graph 54: Long Term Beta Coefficient - Europe



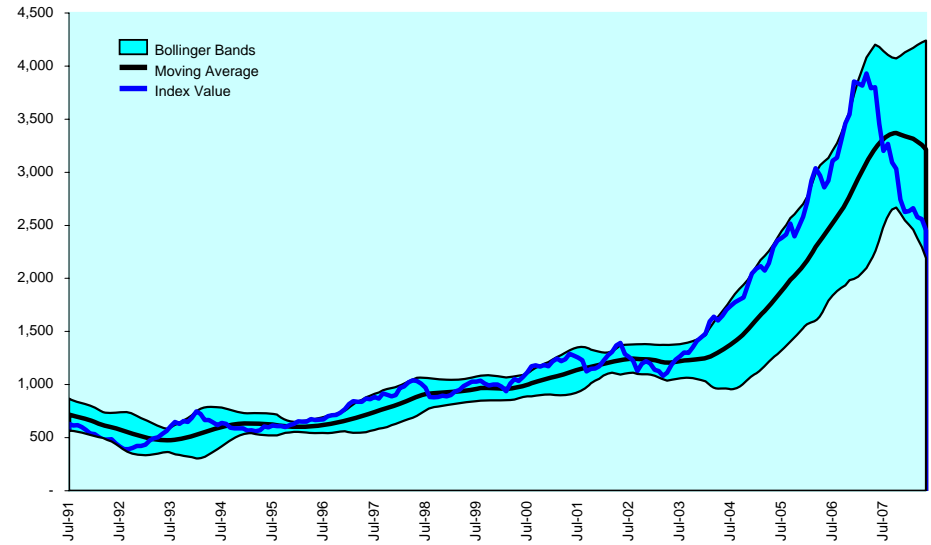
DATE: MAY 2008 CONTACT DETAILS:

EPRA: Schiphol Boulevard 283, 1118 BH Schiphol Airport, The Netherlands, T +31 20 405 3830, F +31 20 405 3840, E info@epra.com, W www.epra.com
 NAREIT: 1875 Eye Street, N.W., Suite 600, Washington D.C. 20006, USA, T +1 202 739 9400, F +1 202 739 9401, E info@nareit.com, W www.nareit.com

Graph 55: Investment Horizons - Europe



Graph 56: 20 Month Bollinger Bands - Europe



DATE: MAY 2008 CONTACT DETAILS:

EPRA: Schiphol Boulevard 283, 1118 BH Schiphol Airport, The Netherlands, T +31 20 405 3830, F +31 20 405 3840, E info@epra.com, W www.epra.com
 NAREIT: 1875 Eye Street, N.W., Suite 600, Washington D.C. 20006, USA, T +1 202 739 9400, F +1 202 739 9401, E info@nareit.com, W www.nareit.com

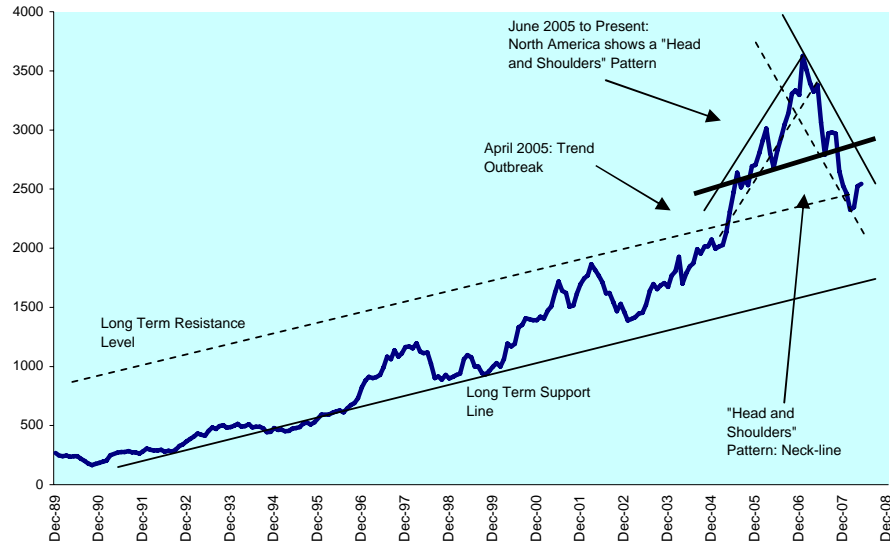
Section 4

North America

DATE: MAY 2008 CONTACT DETAILS:

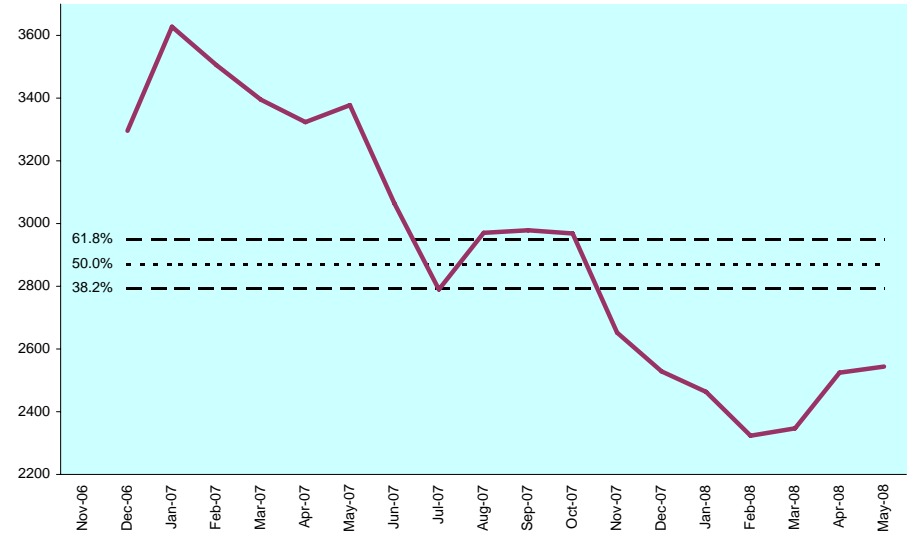
EPRA: Schiphol Boulevard 283, 1118 BH Schiphol Airport, The Netherlands, T +31 20 405 3830, F +31 20 405 3840, E info@epra.com, W www.epra.com
NAREIT: 1875 Eye Street, N.W., Suite 600, Washington D.C. 20006, USA, T +1 202 739 9400, F + 1 202 739 9401, E info@nareit.com, W www.nareit.com

Graph 57: Long Term Technical Analysis - North America ***

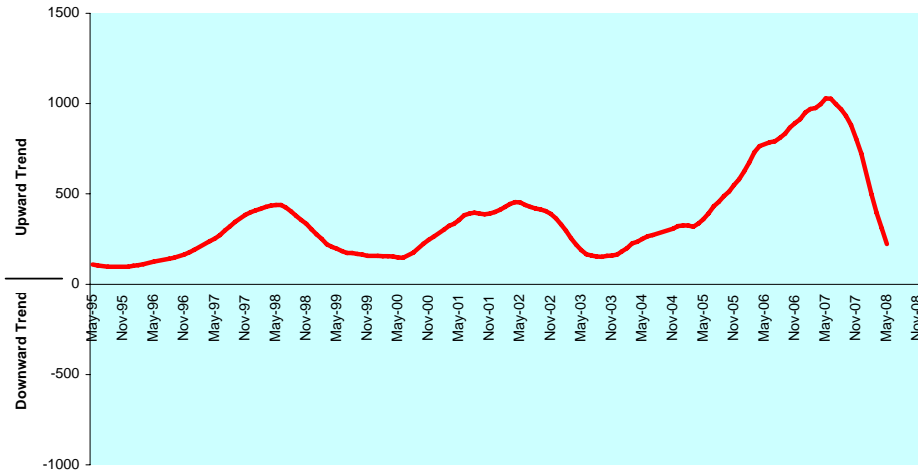


*** A disclaimer applies to this graph. Please refer to pages 97 and 98.

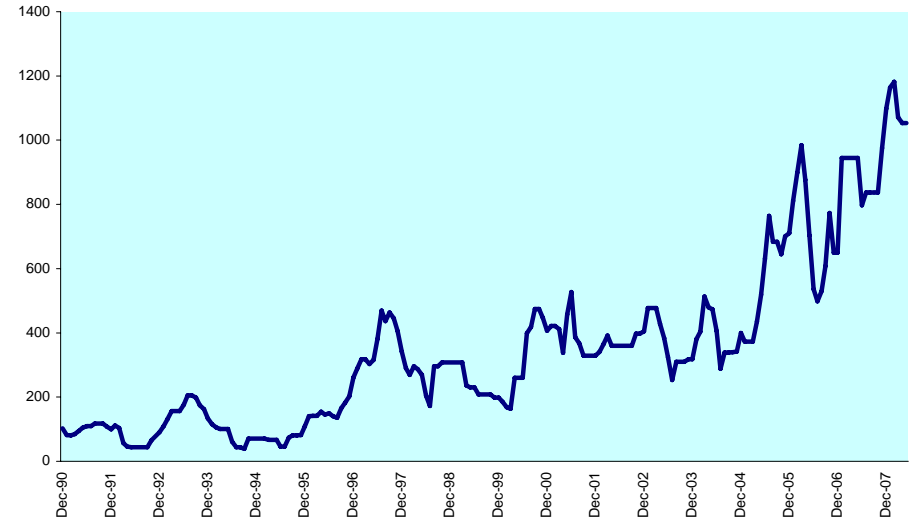
Graph 58: 1Y Retracement Levels - North America



Graph 59: Moving Averages: 5 Year vs 1 Year Oscillator - North America



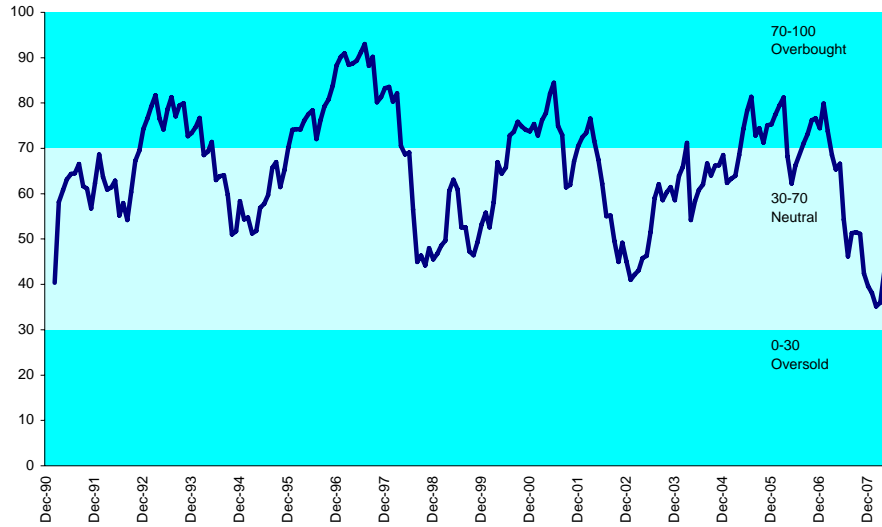
Graph 60: Average True Range (Index Points) - North America



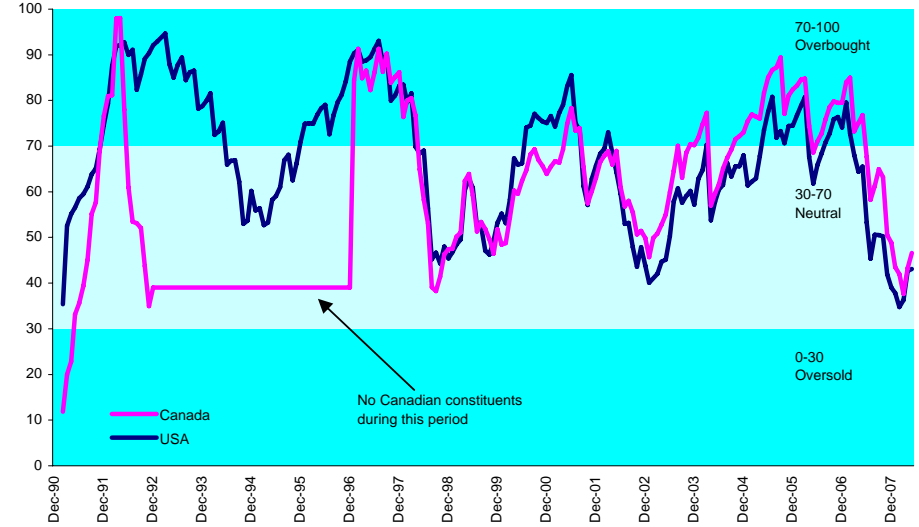
DATE: MAY 2008 CONTACT DETAILS:

EPRA: Schiphol Boulevard 283, 1118 BH Schiphol Airport, The Netherlands, T +31 20 405 3830, F +31 20 405 3840, E info@epra.com, W www.epra.com
 NAREIT: 1875 Eye Street, N.W., Suite 600, Washington D.C. 20006, USA, T +1 202 739 9400, F +1 202 739 9401, E info@nareit.com, W www.nareit.com

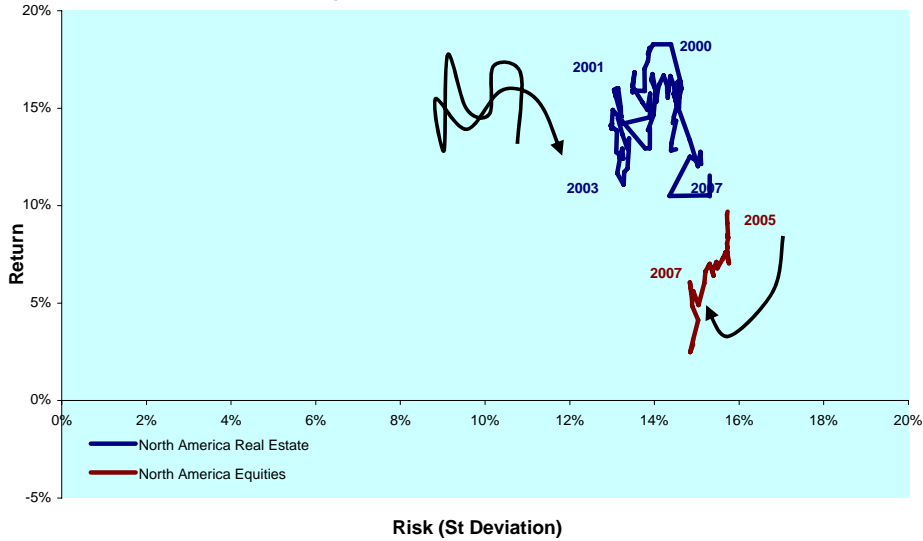
Graph 61: Relative Strength Indicator - North America



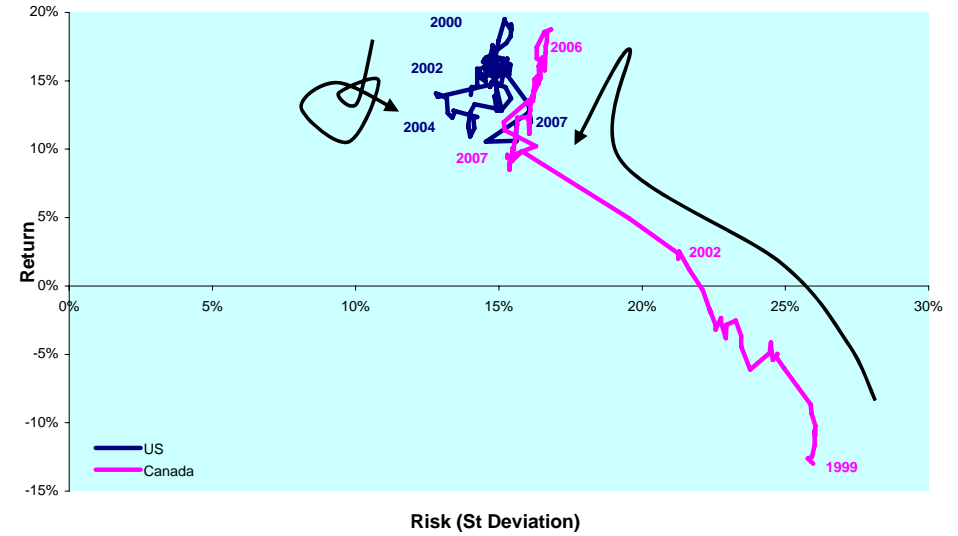
Graph 62: Relative Strength Indicator - North America Countries



Graph 63: Rolling 10 Years Risk/Return Profile - North America



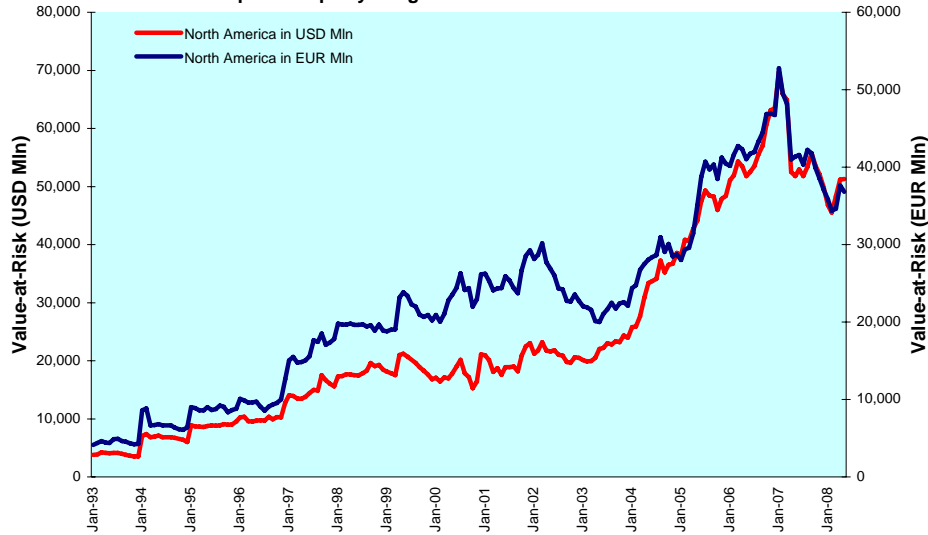
Graph 64: Rolling 10 Years Risk/Return Profile - North America Countries



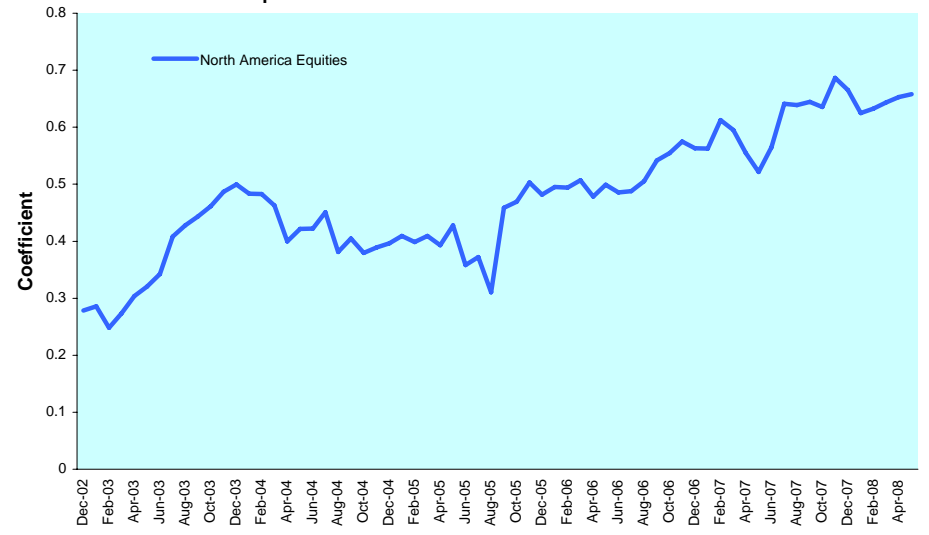
DATE: MAY 2008 CONTACT DETAILS:

EPRA: Schiphol Boulevard 283, 1118 BH Schiphol Airport, The Netherlands, T +31 20 405 3830, F +31 20 405 3840, E info@epra.com, W www.epra.com
 NAREIT: 1875 Eye Street, N.W., Suite 600, Washington D.C. 20006, USA, T +1 202 739 9400, F +1 202 739 9401, E info@nareit.com, W www.nareit.com

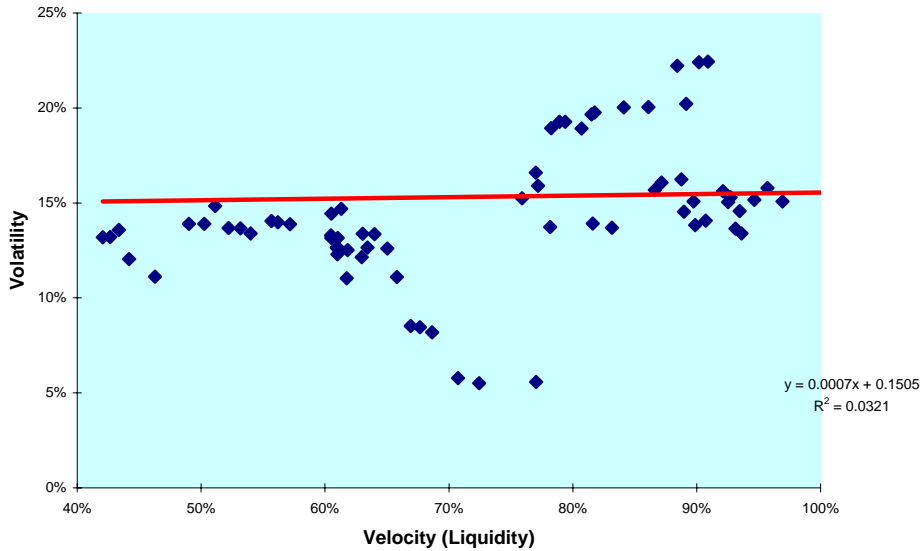
Graph 65: Equally Weighted Value-at-Risk - North America



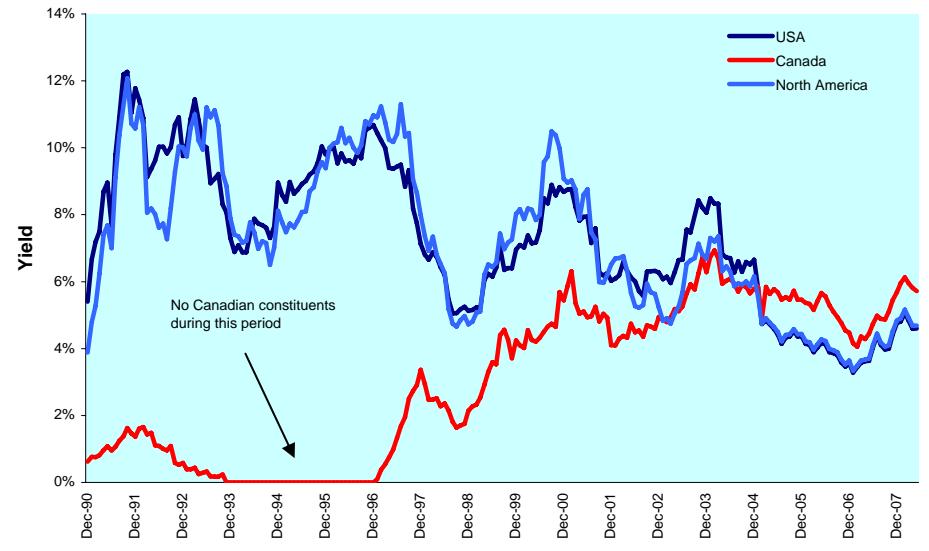
Graph 66: Asset Classes Correlations - North America



Graph 67: 36 Months Velocity vs. Volatility - North America



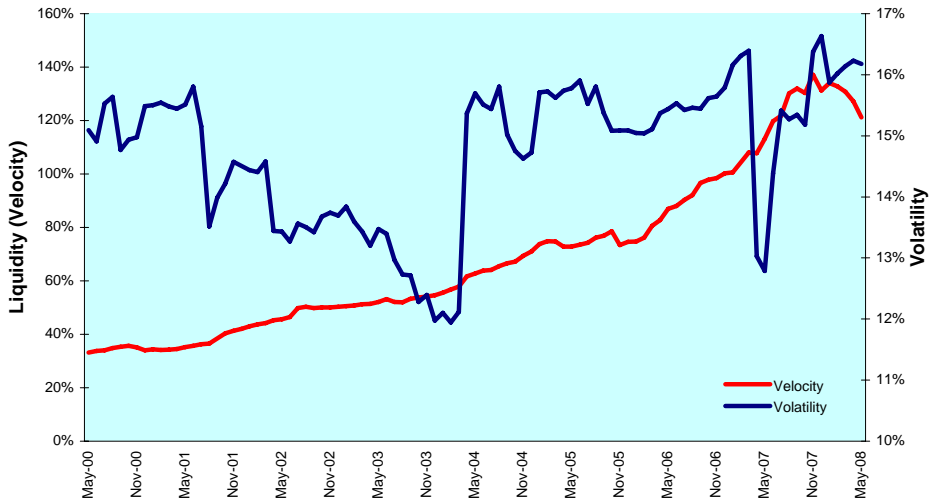
Graph 68: 12 Months Dividend Yields (Local Currency) - North America



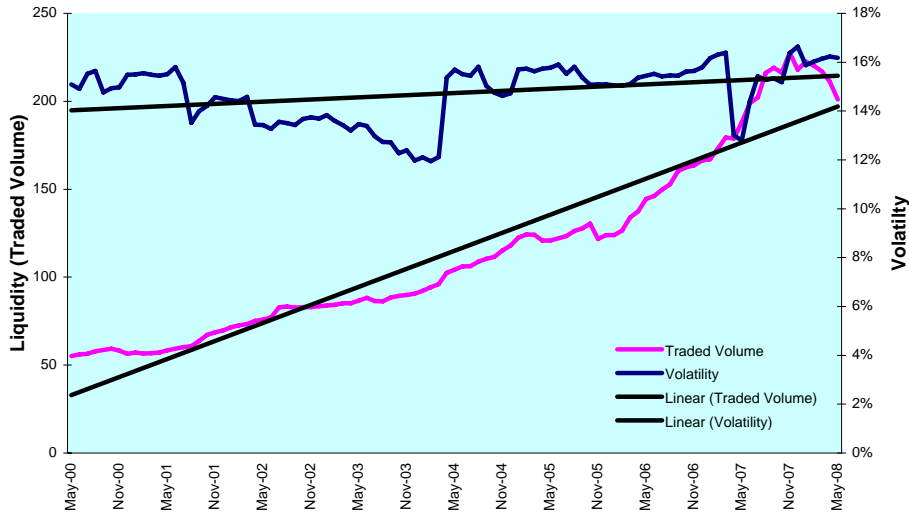
DATE: MAY 2008 CONTACT DETAILS:

EPRA: Schiphol Boulevard 283, 1118 BH Schiphol Airport, The Netherlands, T +31 20 405 3830, F +31 20 405 3840, E info@epra.com, W www.epra.com
 NAREIT: 1875 Eye Street, N.W., Suite 600, Washington D.C. 20006, USA, T +1 202 739 9400, F + 1 202 739 9401, E info@nareit.com, W www.nareit.com

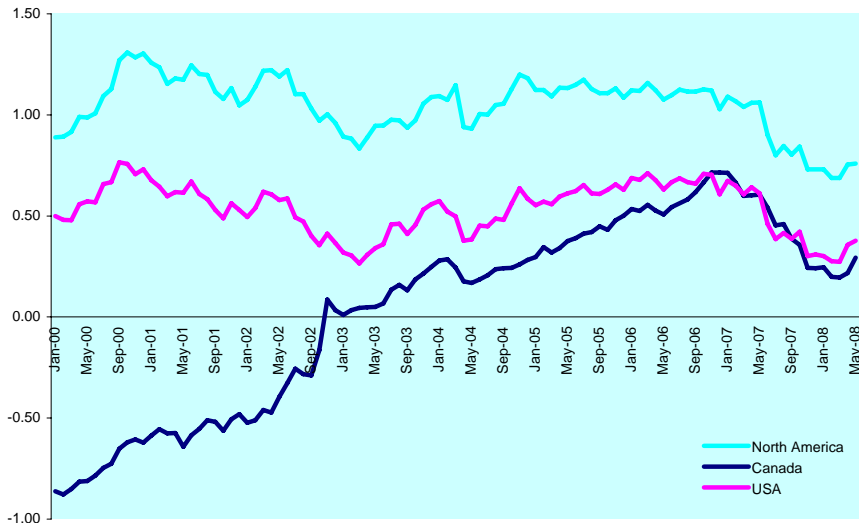
Graph 69: Liquidity (Velocity) vs. Volatility (St. Deviation) - North America



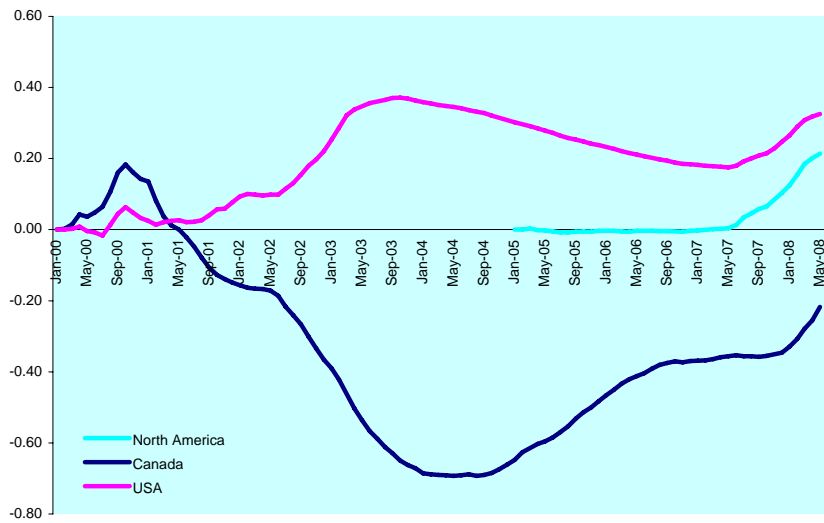
Graph 70: Liquidity (Traded Volume) vs. Volatility (St. Deviation) - North America



Graph 71: Sharp Ratio - North America



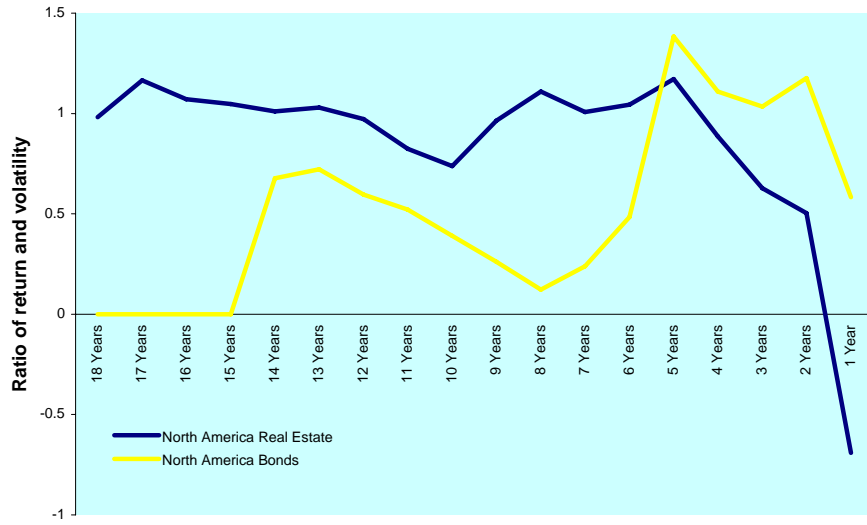
Graph 72: Long Term Beta Coefficient - North America



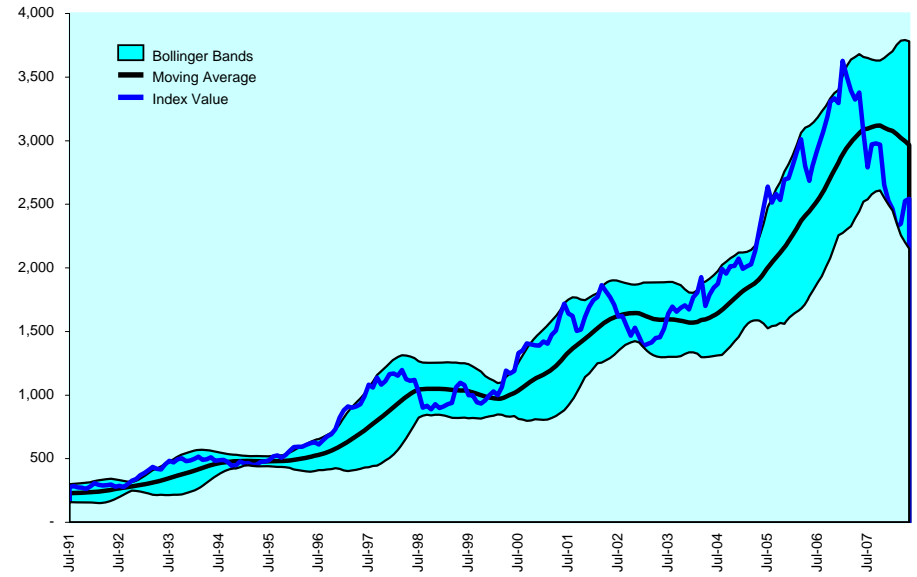
DATE: MAY 2008 CONTACT DETAILS:

EPR: Schiphol Boulevard 283, 1118 BH Schiphol Airport, The Netherlands, T +31 20 405 3830, F +31 20 405 3840, E info@epa.com, W www.epa.com
 NAREIT: 1875 Eye Street, N.W., Suite 600, Washington D.C. 20006, USA, T +1 202 739 9400, F +1 202 739 9401, E info@nareit.com, W www.nareit.com

Graph 73: Investment Horizons - North America



Graph 74: 20 Month Bollinger Bands - North America



DATE: MAY 2008 CONTACT DETAILS:

EPRA: Schiphol Boulevard 283, 1118 BH Schiphol Airport, The Netherlands, T +31 20 405 3830, F +31 20 405 3840, E info@epra.com, W www.epra.com
 NAREIT: 1875 Eye Street, N.W., Suite 600, Washington D.C. 20006, USA, T +1 202 739 9400, F +1 202 739 9401, E info@nareit.com, W www.nareit.com

Section 5

Individual Countries *

* This section contains selected country graphs. Other graphs and graphs for other countries are available upon request.

DATE: MAY 2008 CONTACT DETAILS:

EPRA: Schiphol Boulevard 283, 1118 BH Schiphol Airport, The Netherlands, T +31 20 405 3830, F +31 20 405 3840, E info@epra.com, W www.epra.com
NAREIT: 1875 Eye Street, N.W., Suite 600, Washington D.C. 20006, USA, T +1 202 739 9400, F + 1 202 739 9401, E info@nareit.com, W www.nareit.com

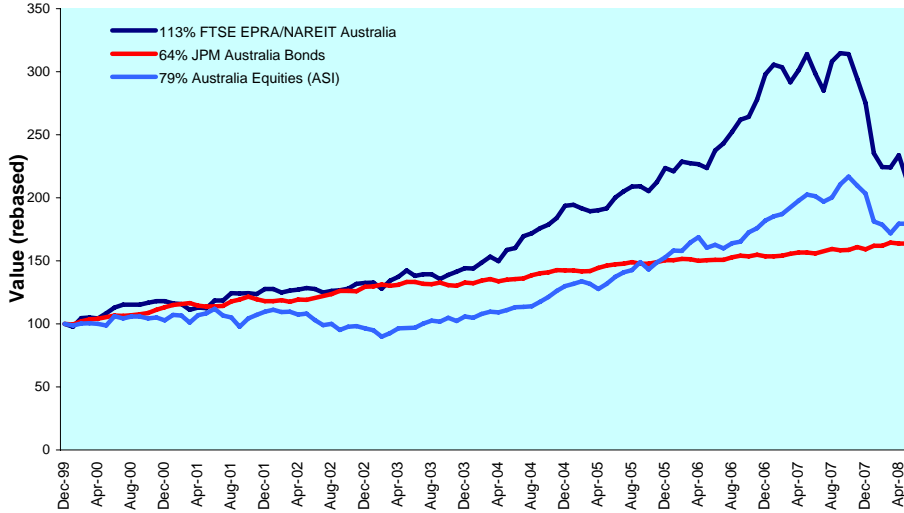
Section 5.1

Australia

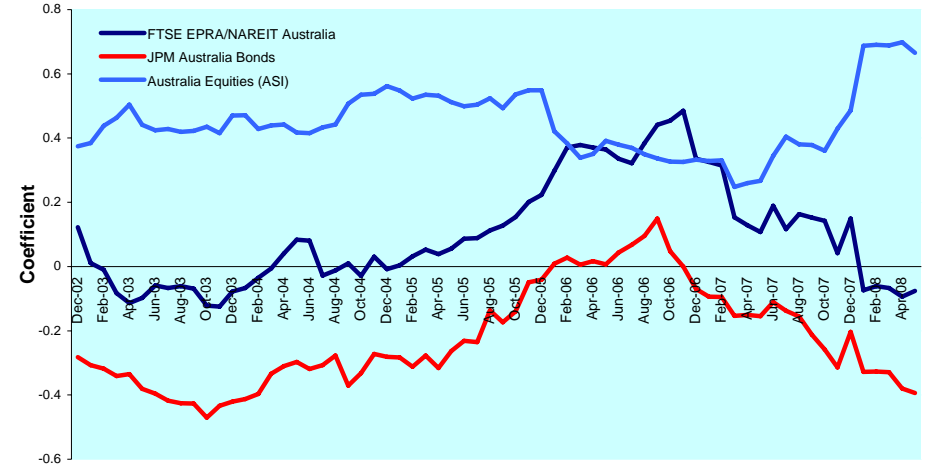
DATE: MAY 2008 CONTACT DETAILS:

EPRA: Schiphol Boulevard 283, 1118 BH Schiphol Airport, The Netherlands, T +31 20 405 3830, F +31 20 405 3840, E info@epra.com, W www.epra.com
NAREIT: 1875 Eye Street, N.W., Suite 600, Washington D.C. 20006, USA, T +1 202 739 9400, F + 1 202 739 9401, E info@nareit.com, W www.nareit.com

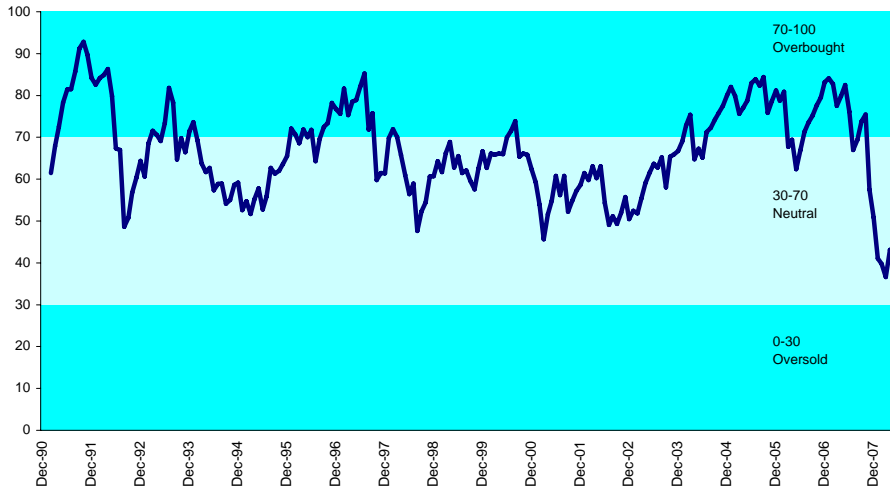
Graph 75: Bonds, Equities & Real Estate - Australia



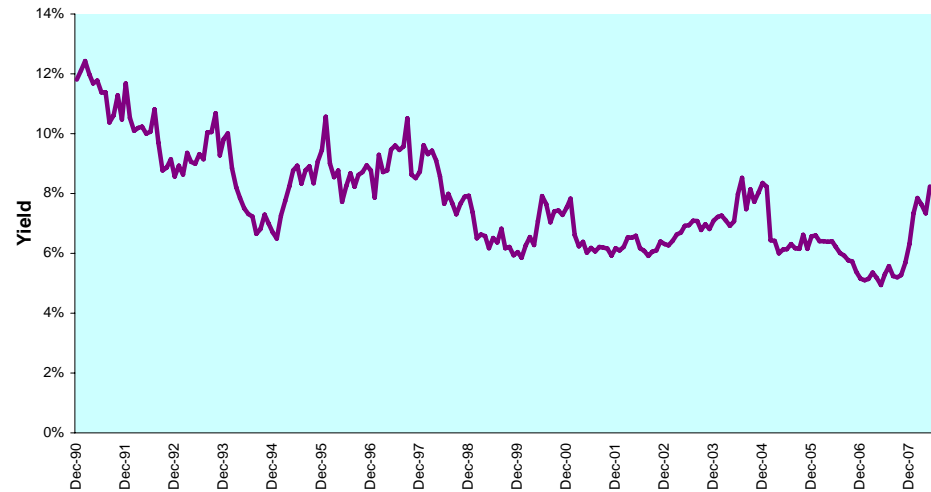
Graph 76: Asset Classes Correlations - Australia



Graph 77: Relative Strength Indicator - Australia



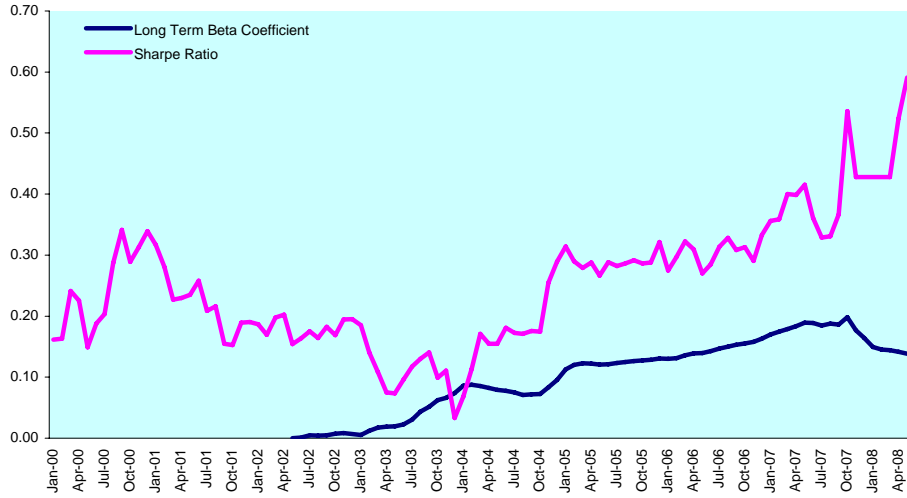
Graph 78: 12 Months Dividend Yields - Australia



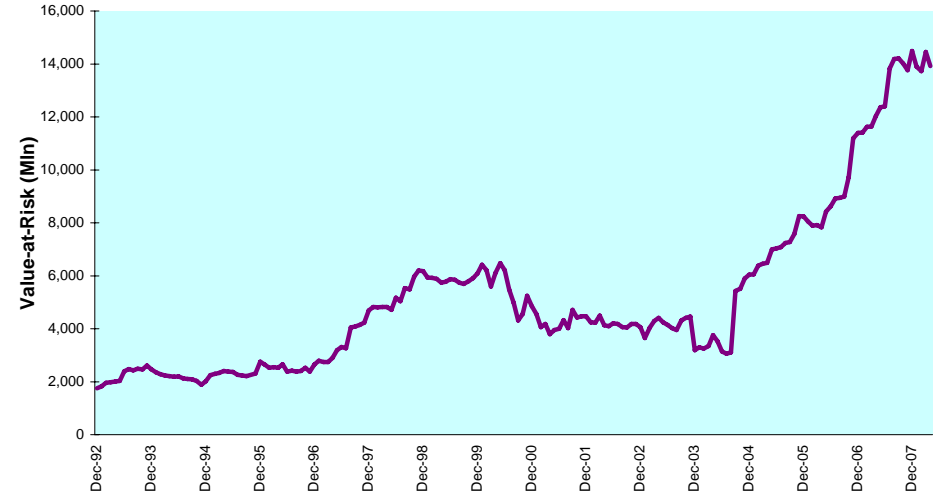
DATE: MAY 2008 CONTACT DETAILS:

EPRA: Schiphol Boulevard 283, 1118 BH Schiphol Airport, The Netherlands, T +31 20 405 3830, F +31 20 405 3840, E info@epra.com, W www.epra.com
 NAREIT: 1875 Eye Street, N.W., Suite 600, Washington D.C. 20006, USA, T +1 202 739 9400, F +1 202 739 9401, E info@nareit.com, W www.nareit.com

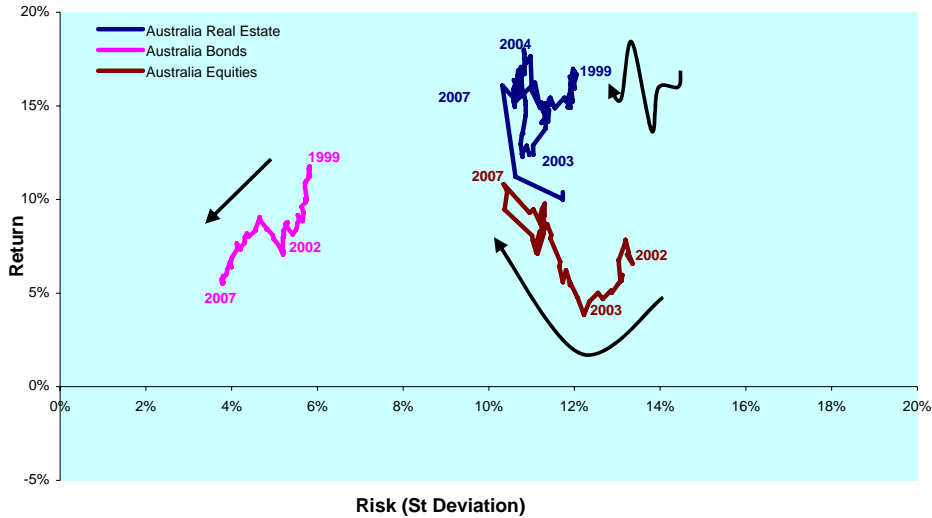
Graph 79: Long Term Beta Coefficient & Sharpe Ratio - Australia



Graph 80: Equally Weighted Value-at-Risk - Australia



Graph 81: Rolling 10 Years Risk/Return Profiles - Australia



DATE: MAY 2008 CONTACT DETAILS:

EPRA: Schiphol Boulevard 283, 1118 BH Schiphol Airport, The Netherlands, T +31 20 405 3830, F +31 20 405 3840, E info@epra.com, W www.epra.com
 NAREIT: 1875 Eye Street, N.W., Suite 600, Washington D.C. 20006, USA, T + 1 202 739 9400, F + 1 202 739 9401, E info@nareit.com, W www.nareit.com

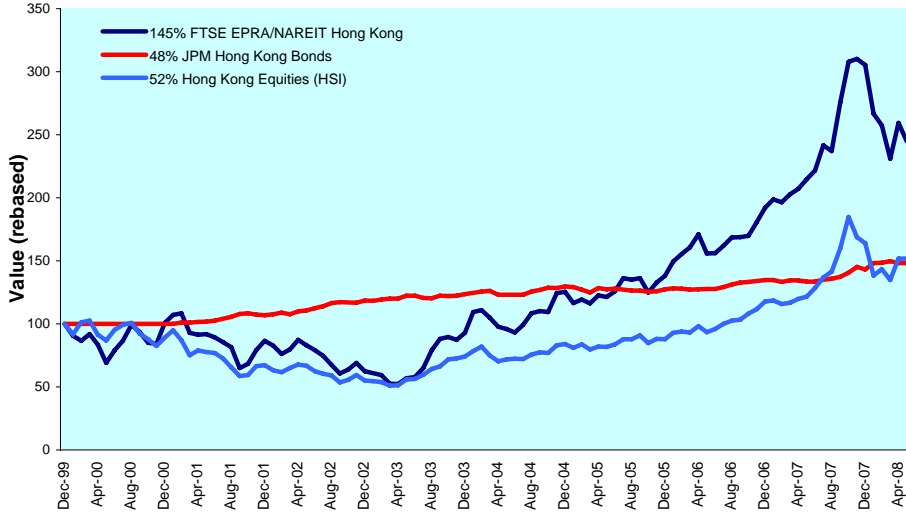
Section 5.2

Hong Kong

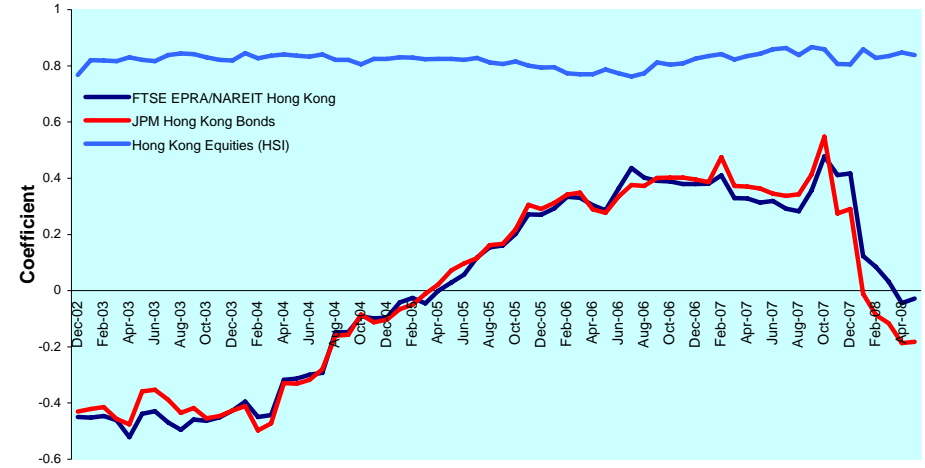
DATE: MAY 2008 CONTACT DETAILS:

EPRA: Schiphol Boulevard 283, 1118 BH Schiphol Airport, The Netherlands, T +31 20 405 3830, F +31 20 405 3840, E info@epra.com, W www.epra.com
NAREIT: 1875 Eye Street, N.W., Suite 600, Washington D.C. 20006, USA, T +1 202 739 9400, F + 1 202 739 9401, E info@nareit.com, W www.nareit.com

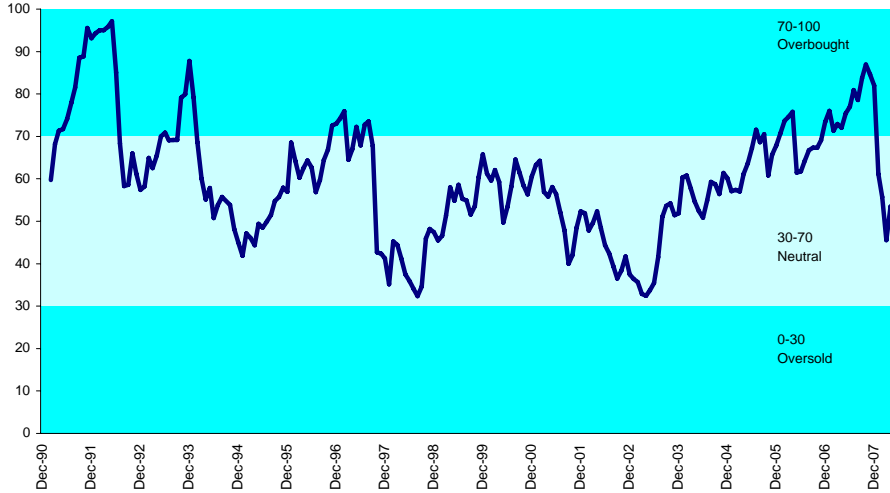
Graph 82: Bonds, Equities & Real Estate - Hong Kong



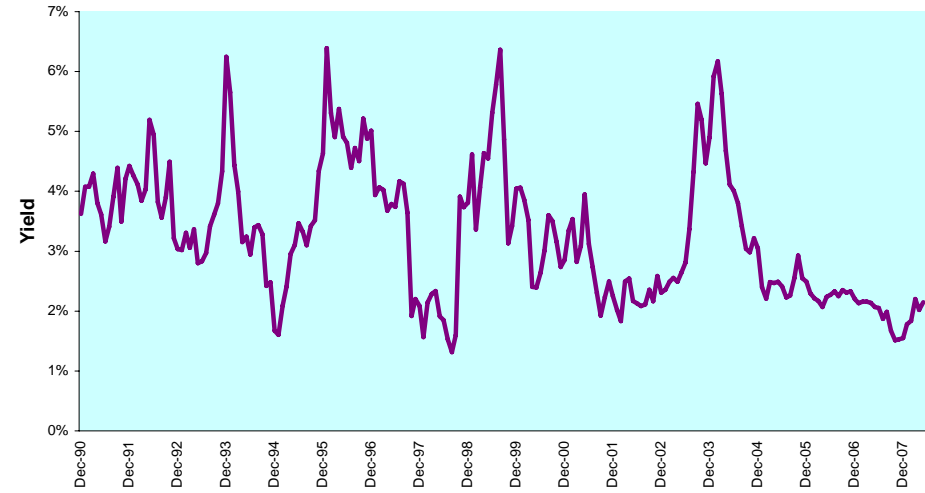
Graph 83: Asset Classes Correlations - Hong Kong



Graph 84: Relative Strength Indicator - Hong Kong



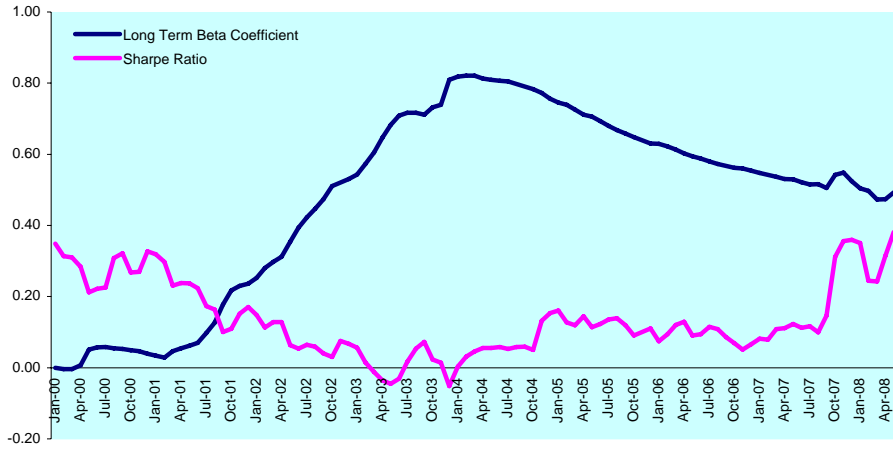
Graph 85: 12 Months Dividend Yields - Hong Kong



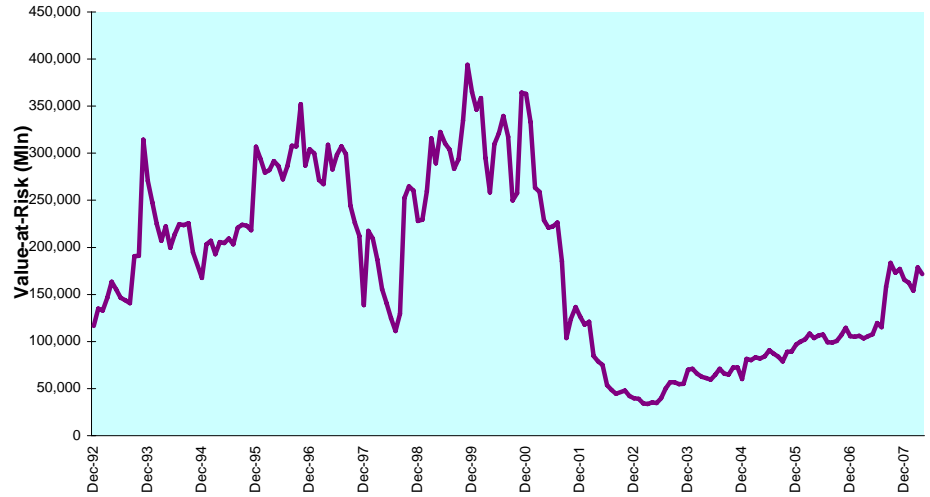
DATE: MAY 2008 CONTACT DETAILS:

EPRA: Schiphol Boulevard 283, 1118 BH Schiphol Airport, The Netherlands, T +31 20 405 3830, F +31 20 405 3840, E info@epra.com, W www.epra.com
 NAREIT: 1875 Eye Street, N.W., Suite 600, Washington D.C. 20006, USA, T +1 202 739 9400, F +1 202 739 9401, E info@nareit.com, W www.nareit.com

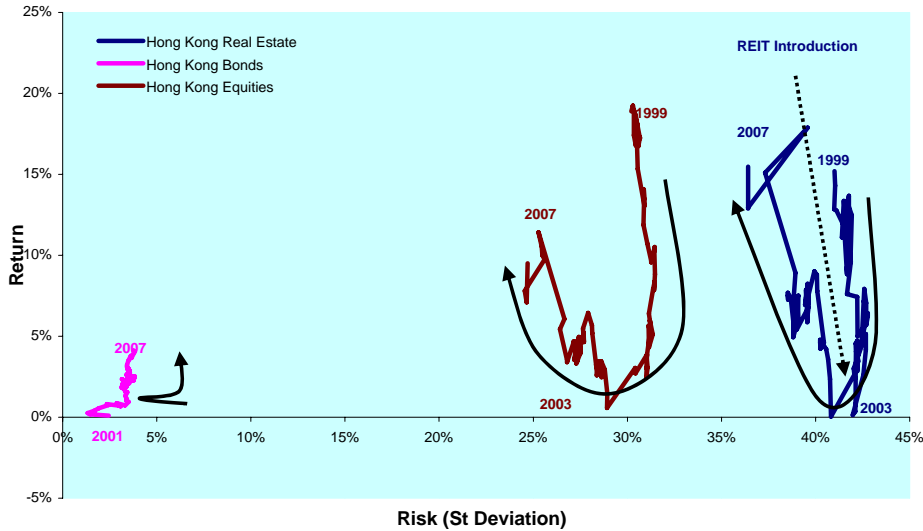
Graph 86: Long Term Beta Coefficient & Sharpe Ratio - Hong Kong



Graph 87: Equally Weighted Value-at-Risk - Hong Kong



Graph 88: Rolling 10 Years Risk/Return Profiles - Hong Kong



DATE: MAY 2008 CONTACT DETAILS:

EPRA: Schiphol Boulevard 283, 1118 BH Schiphol Airport, The Netherlands, T +31 20 405 3830, F +31 20 405 3840, E info@epra.com, W www.epra.com
 NAREIT: 1875 Eye Street, N.W., Suite 600, Washington D.C. 20006, USA, T +1 202 739 9400, F + 1 202 739 9401, E info@nareit.com, W www.nareit.com

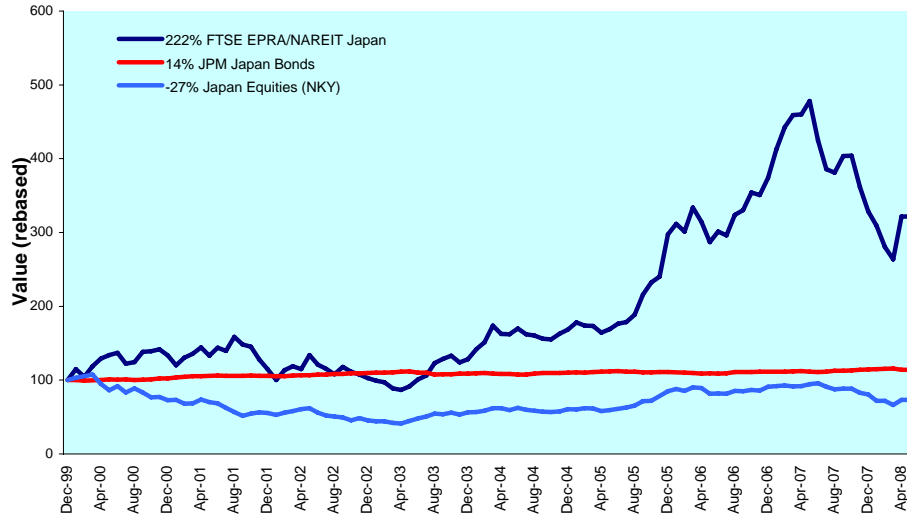
Section 5.3

Japan

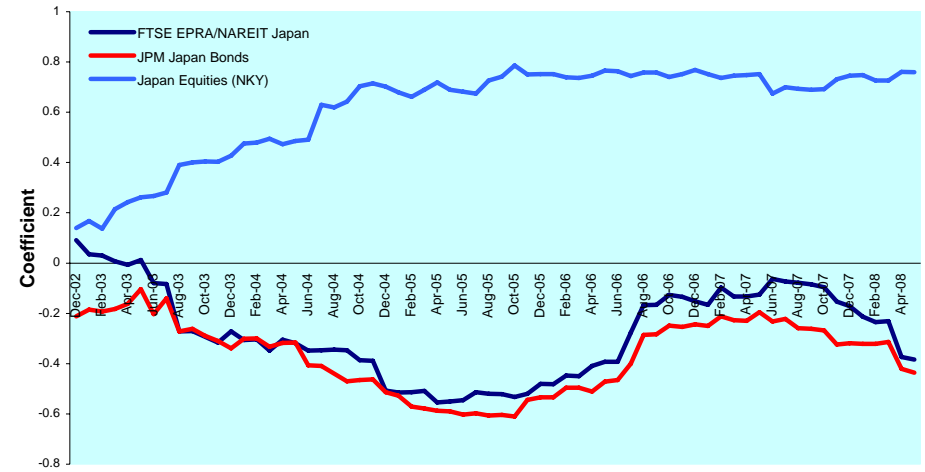
DATE: MAY 2008 CONTACT DETAILS:

EPRA: Schiphol Boulevard 283, 1118 BH Schiphol Airport, The Netherlands, T +31 20 405 3830, F +31 20 405 3840, E info@epra.com, W www.epra.com
NAREIT: 1875 Eye Street, N.W., Suite 600, Washington D.C. 20006, USA, T +1 202 739 9400, F + 1 202 739 9401, E info@nareit.com, W www.nareit.com

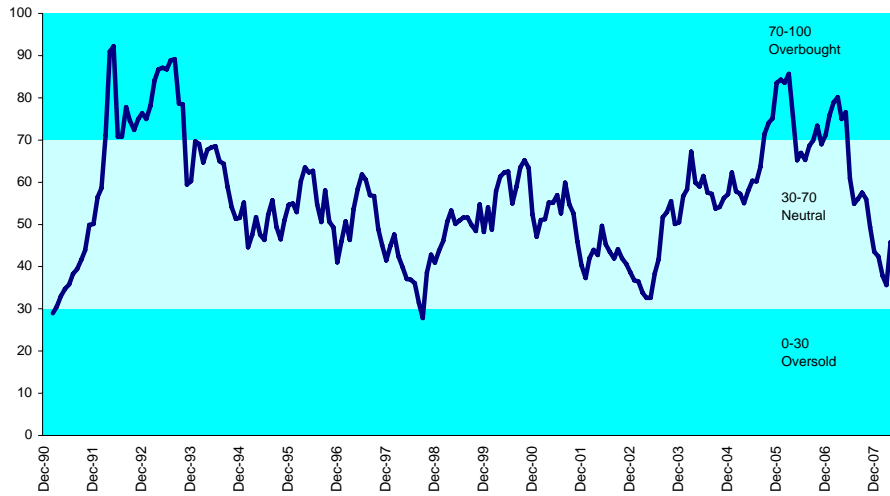
Graph 89: Bonds, Equities & Real Estate - Japan



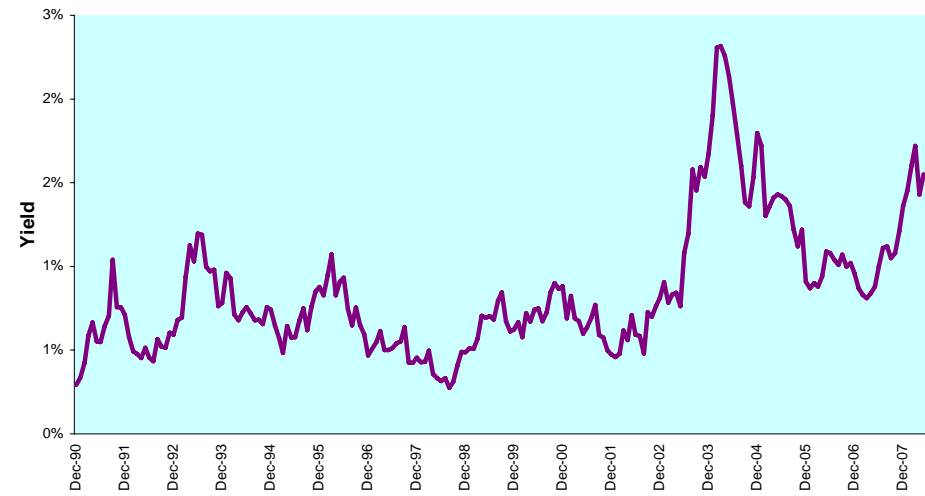
Graph 90: Asset Classes Correlations - Japan



Graph 91: Relative Strength Indicator - Japan



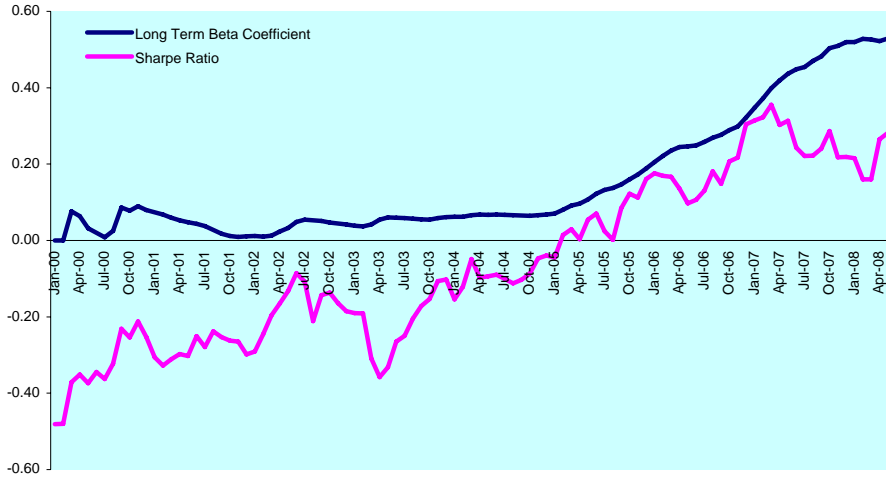
Graph 92: 12 Months Dividend Yields - Japan



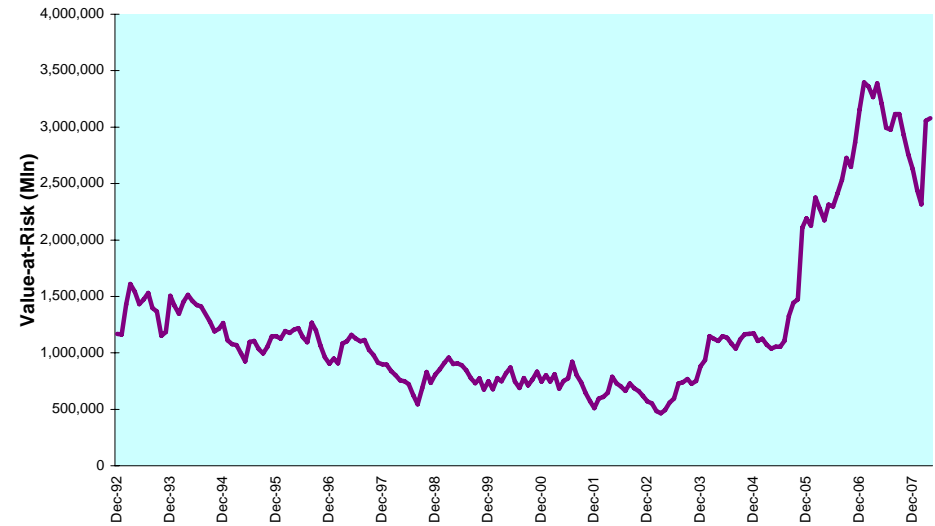
DATE: MAY 2008 CONTACT DETAILS:

EPRA: Schiphol Boulevard 283, 1118 BH Schiphol Airport, The Netherlands, T +31 20 405 3830, F +31 20 405 3840, E info@epra.com, W www.epra.com
 NAREIT: 1875 Eye Street, N.W., Suite 600, Washington D.C. 20006, USA, T +1 202 739 9400, F + 1 202 739 9401, E info@nareit.com, W www.nareit.com

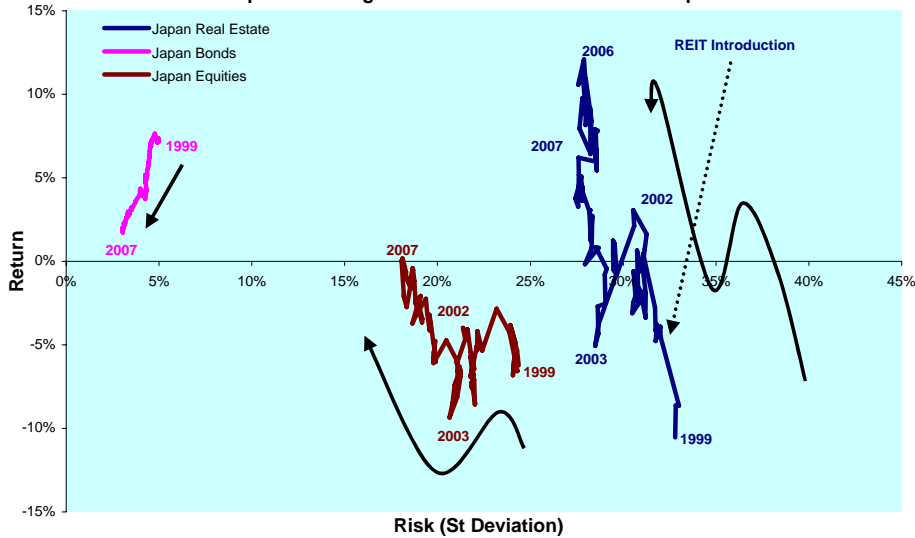
Graph 93: Long Term Beta Coefficient & Sharpe Ratio - Japan



Graph 94: Equally Weighted Value-at-Risk - Japan



Graph 95: Rolling 10 Years Risk/Return Profiles - Japan



DATE: MAY 2008 CONTACT DETAILS:

EPRA: Schiphol Boulevard 283, 1118 BH Schiphol Airport, The Netherlands, T +31 20 405 3830, F +31 20 405 3840, E info@epra.com, W www.epra.com
 NAREIT: 1875 Eye Street, N.W., Suite 600, Washington D.C. 20006, USA, T +1 202 739 9400, F +1 202 739 9401, E info@nareit.com, W www.nareit.com

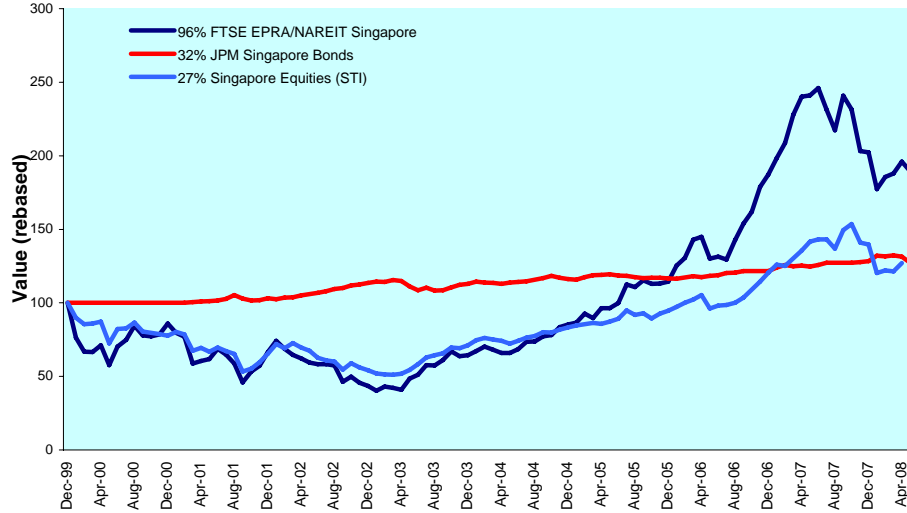
Section 5.4

Singapore

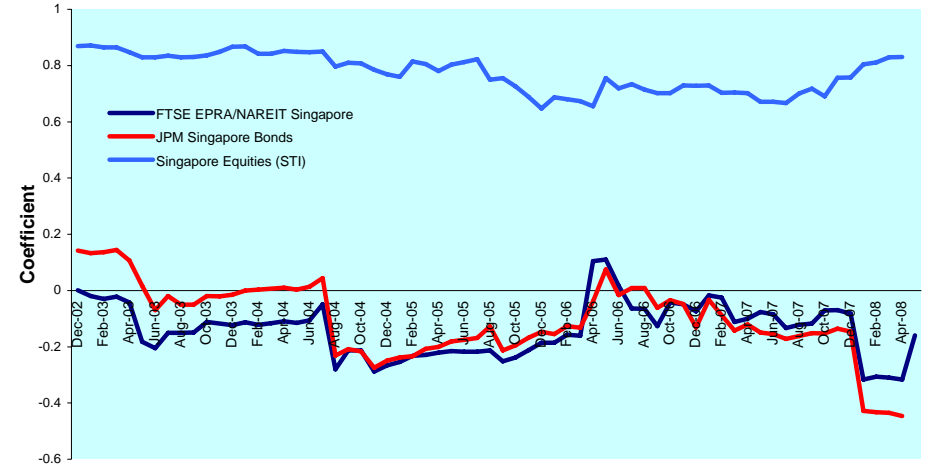
DATE: MAY 2008 CONTACT DETAILS:

EPRA: Schiphol Boulevard 283, 1118 BH Schiphol Airport, The Netherlands, T +31 20 405 3830, F +31 20 405 3840, E info@epra.com, W www.epra.com
NAREIT: 1875 Eye Street, N.W., Suite 600, Washington D.C. 20006, USA, T +1 202 739 9400, F + 1 202 739 9401, E info@nareit.com, W www.nareit.com

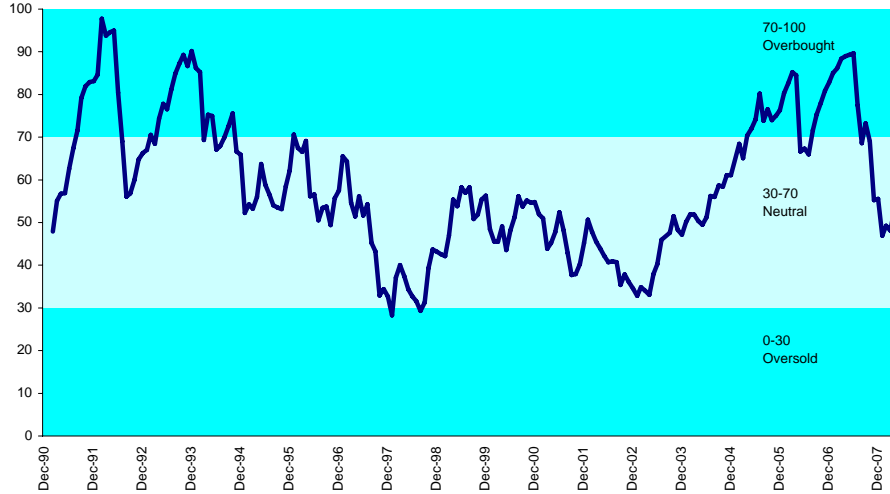
Graph 96: Bonds, Equities & Real Estate - Singapore



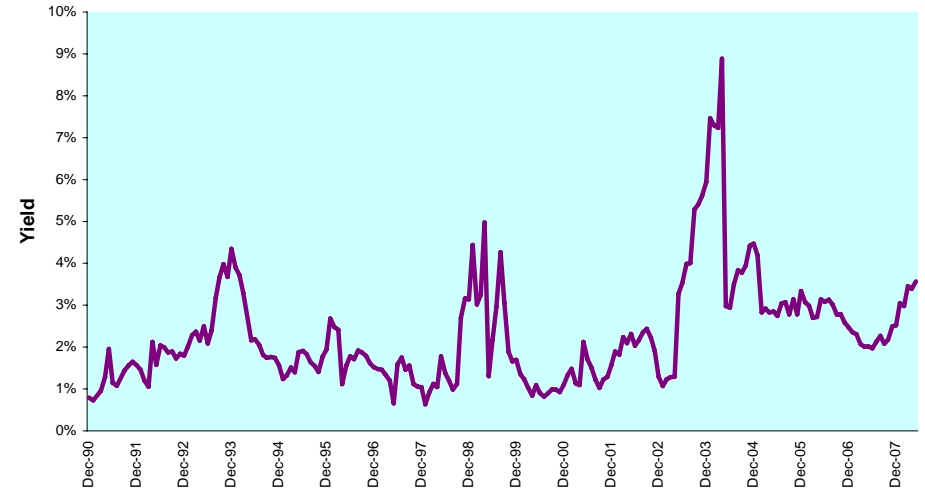
Graph 97: Asset Classes Correlations - Singapore



Graph 98: Relative Strength Indicator - Singapore



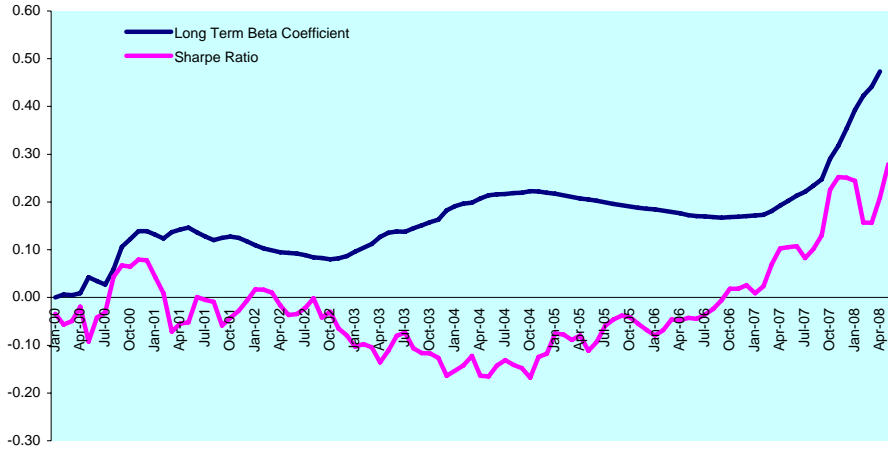
Graph 99: 12 Months Dividend Yields - Singapore



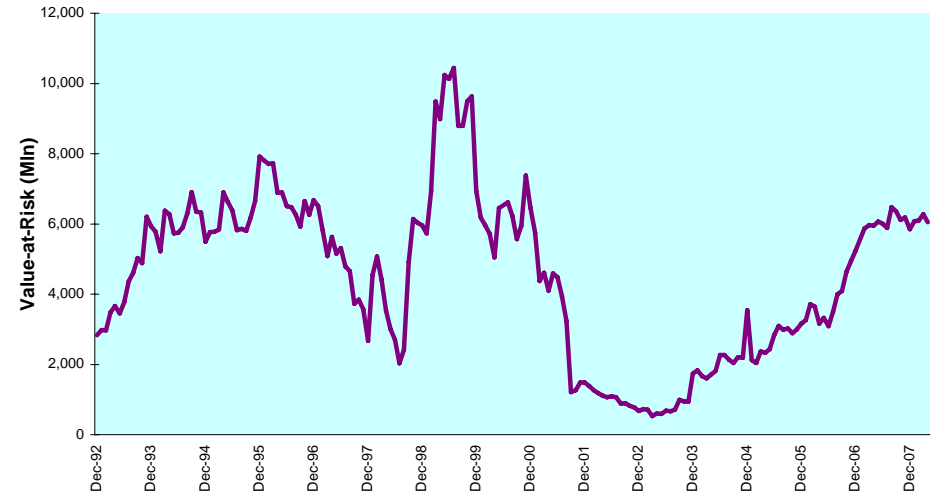
DATE: MAY 2008 CONTACT DETAILS:

EPRA: Schiphol Boulevard 283, 1118 BH Schiphol Airport, The Netherlands, T +31 20 405 3830, F +31 20 405 3840, E info@epra.com, W www.epra.com
 NAREIT: 1875 Eye Street, N.W., Suite 600, Washington D.C. 20006, USA, T +1 202 739 9400, F +1 202 739 9401, E info@nareit.com, W www.nareit.com

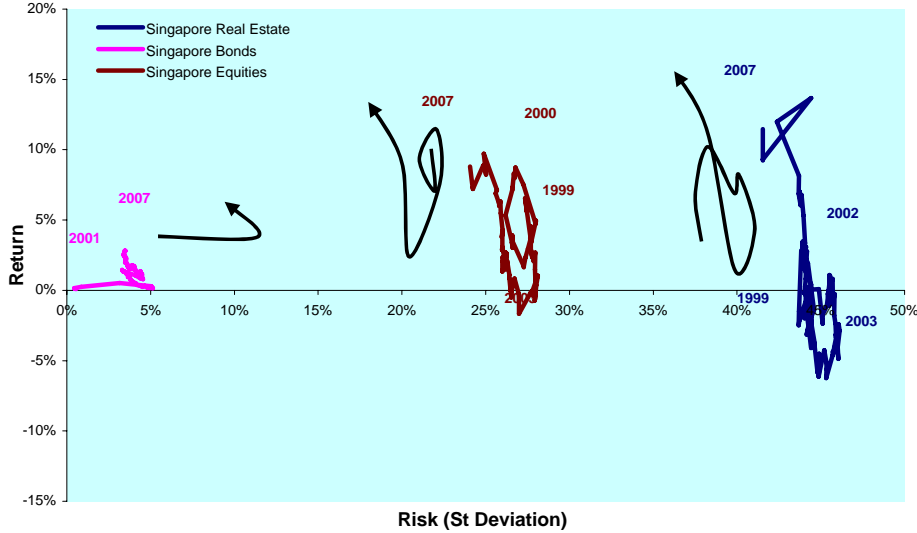
Graph 100: Long Term Beta Coefficient & Sharpe Ratio - Singapore



Graph 101: Equally Weighted Value-at-Risk - Singapore



Graph 102: Rolling 10 Years Risk/Return Profiles - Singapore



DATE: MAY 2008 CONTACT DETAILS:

EPRA: Schiphol Boulevard 283, 1118 BH Schiphol Airport, The Netherlands, T +31 20 405 3830, F +31 20 405 3840, E info@epra.com, W www.epra.com
 NAREIT: 1875 Eye Street, N.W., Suite 600, Washington D.C. 20006, USA, T +1 202 739 9400, F + 1 202 739 9401, E info@nareit.com, W www.nareit.com

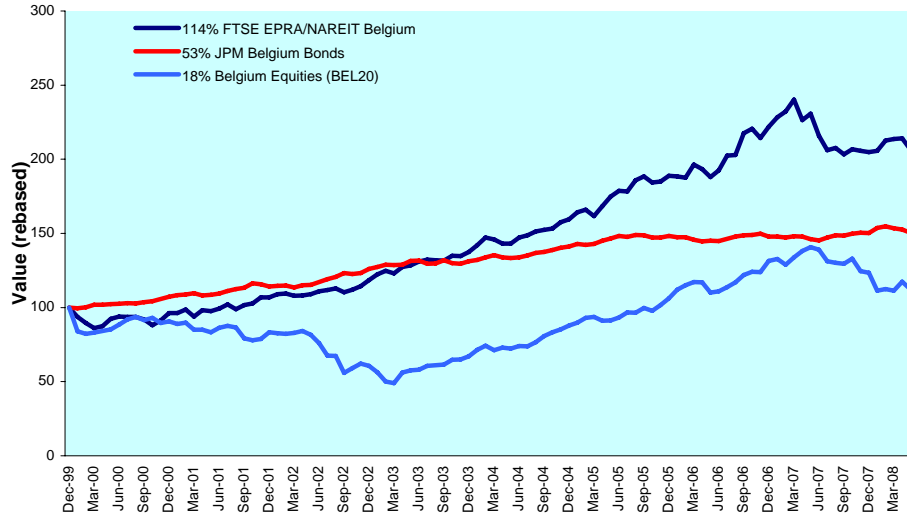
Section 5.5

Belgium

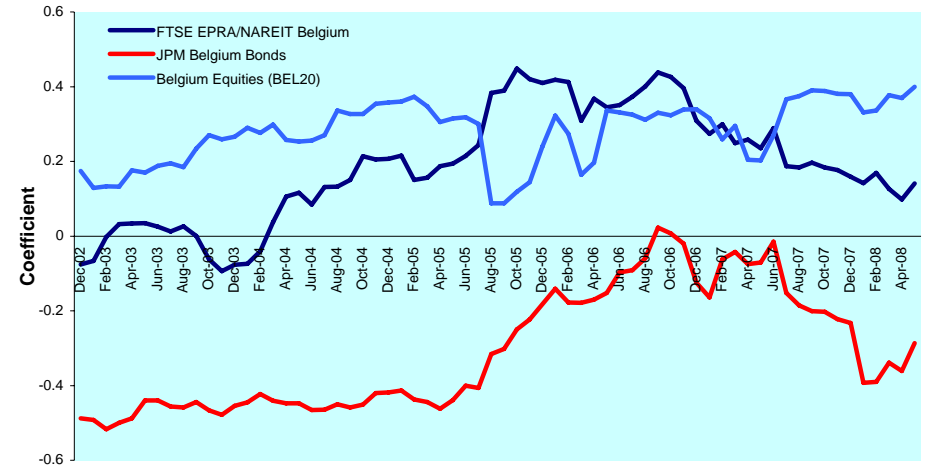
DATE: MAY 2008 CONTACT DETAILS:

EPRA: Schiphol Boulevard 283, 1118 BH Schiphol Airport, The Netherlands, T +31 20 405 3830, F +31 20 405 3840, E info@epra.com, W www.epra.com
NAREIT: 1875 Eye Street, N.W., Suite 600, Washington D.C. 20006, USA, T +1 202 739 9400, F + 1 202 739 9401, E info@nareit.com, W www.nareit.com

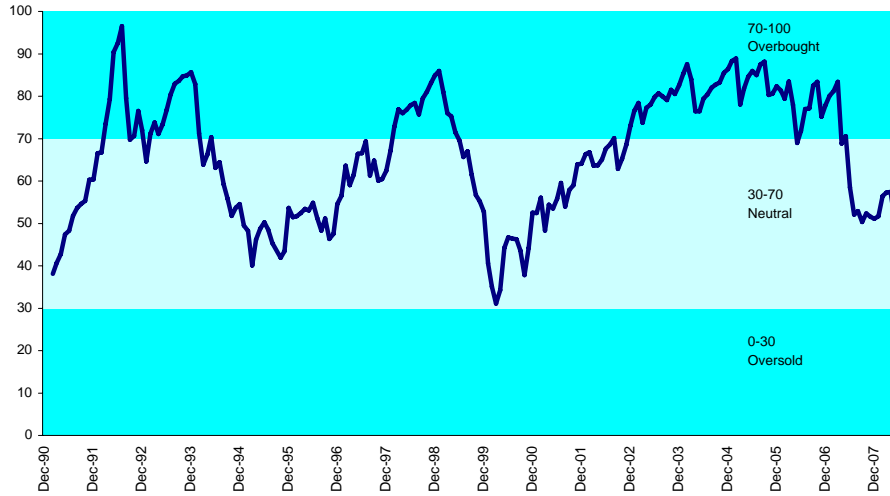
Graph 103: Bonds, Equities & Real Estate - Belgium



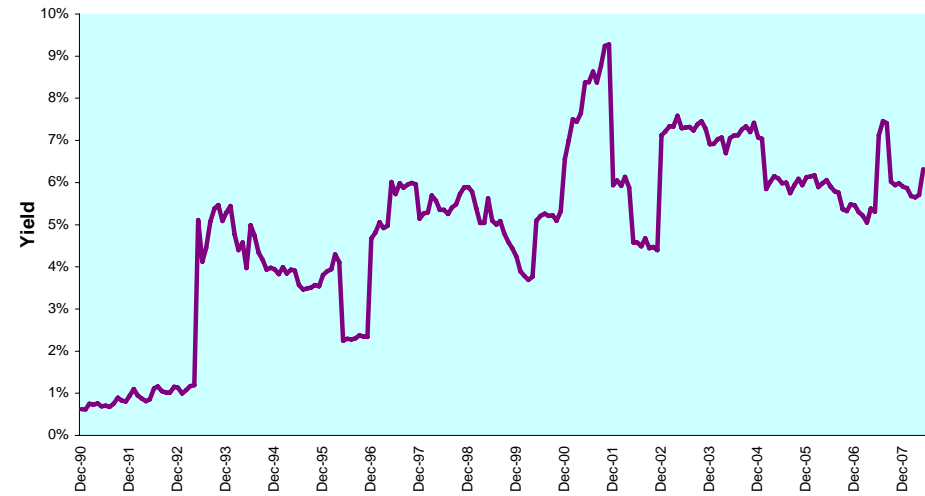
Graph 104: Asset Classes Correlations - Belgium



Graph 105: Relative Strength Indicator - Belgium



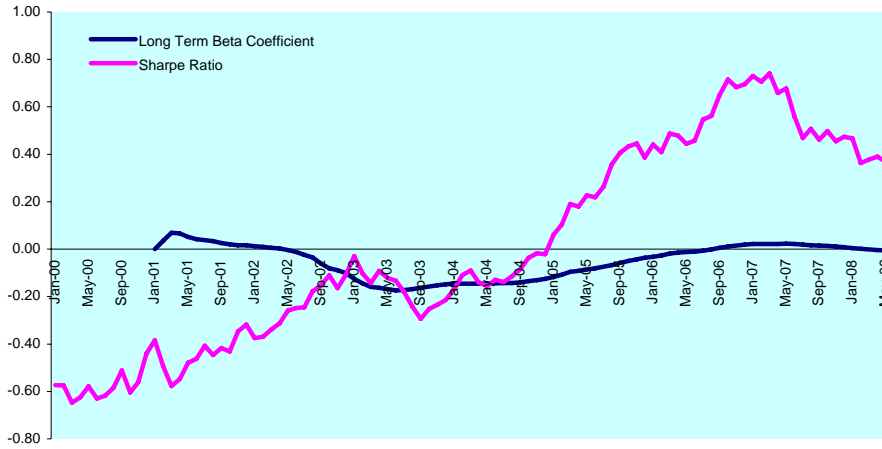
Graph 106: 12 Months Dividend Yields - Belgium



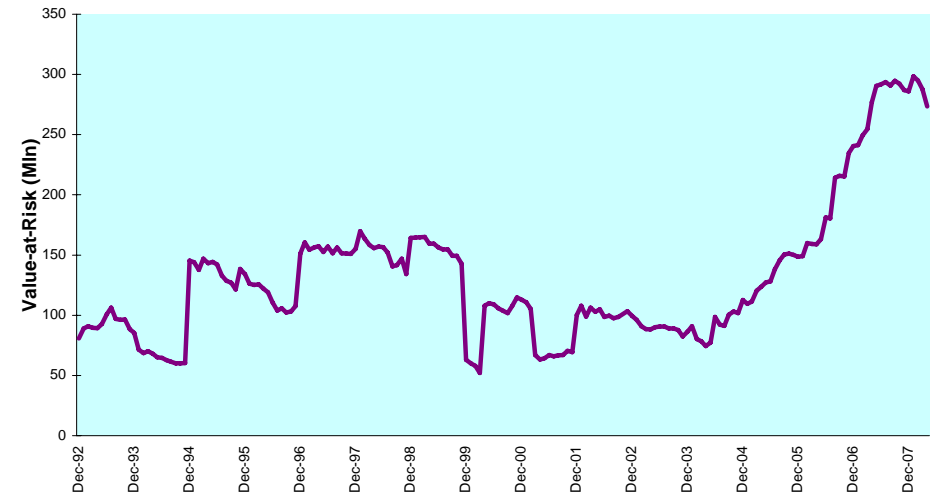
DATE: MAY 2008 CONTACT DETAILS:

EPRA: Schiphol Boulevard 283, 1118 BH Schiphol Airport, The Netherlands, T +31 20 405 3830, F +31 20 405 3840, E info@epra.com, W www.epra.com
 NAREIT: 1875 Eye Street, N.W., Suite 600, Washington D.C. 20006, USA, T +1 202 739 9400, F +1 202 739 9401, E info@nareit.com, W www.nareit.com

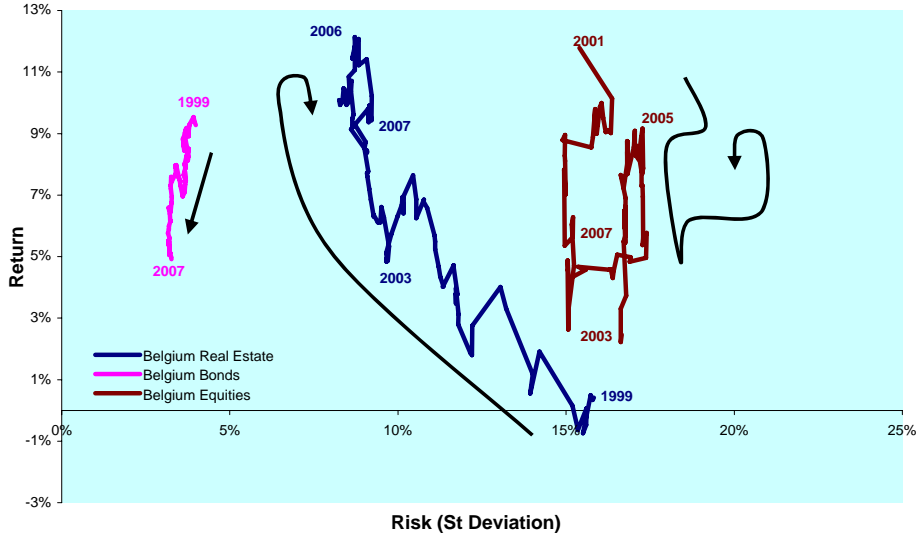
Graph 107: Long Term Beta Coefficient & Sharpe Ratio - Belgium



Graph 108: Equally Weighted Value-at-Risk - Belgium



Graph 109: Rolling 10 Years Risk/Return Profiles - Belgium



DATE: MAY 2008 CONTACT DETAILS:

EPRA: Schiphol Boulevard 283, 1118 BH Schiphol Airport, The Netherlands, T +31 20 405 3830, F +31 20 405 3840, E info@epra.com, W www.epra.com
 NAREIT: 1875 Eye Street, N.W., Suite 600, Washington D.C. 20006, USA, T +1 202 739 9400, F +1 202 739 9401, E info@nareit.com, W www.nareit.com

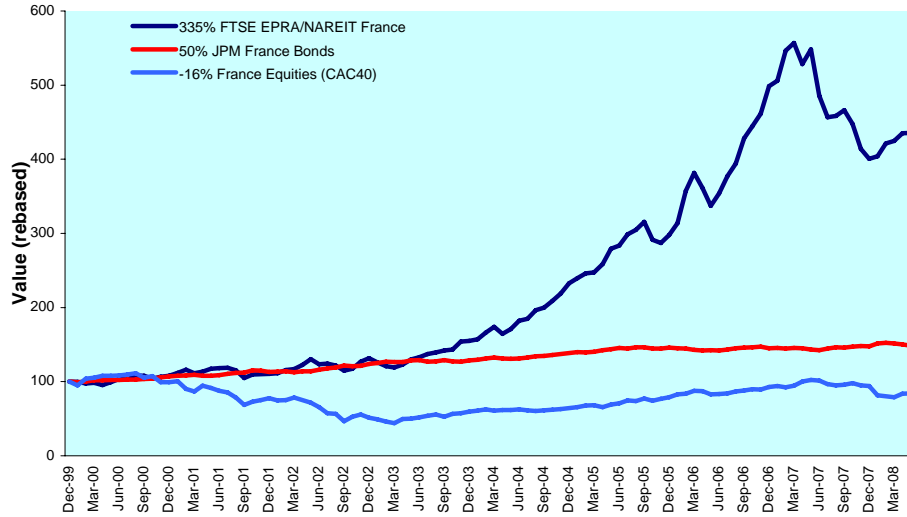
Section 5.6

France

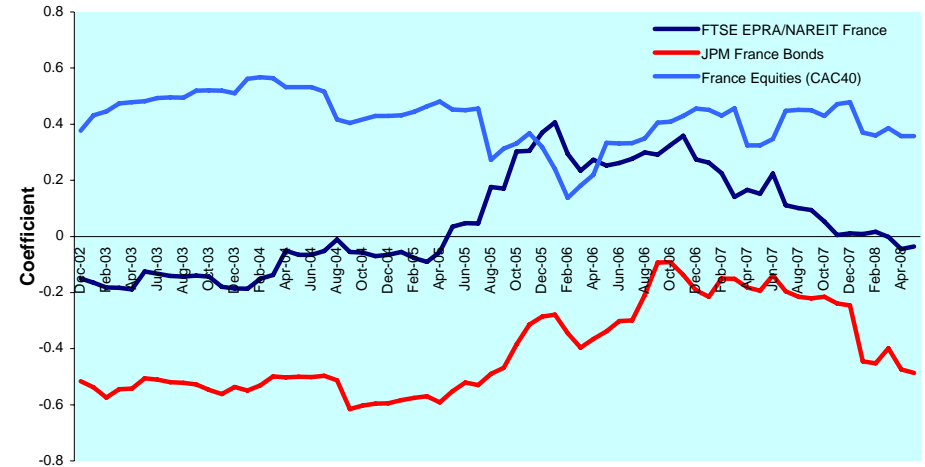
DATE: MAY 2008 CONTACT DETAILS:

EPRA: Schiphol Boulevard 283, 1118 BH Schiphol Airport, The Netherlands, T +31 20 405 3830, F +31 20 405 3840, E info@epra.com, W www.epra.com
NAREIT: 1875 Eye Street, N.W., Suite 600, Washington D.C. 20006, USA, T +1 202 739 9400, F + 1 202 739 9401, E info@nareit.com, W www.nareit.com

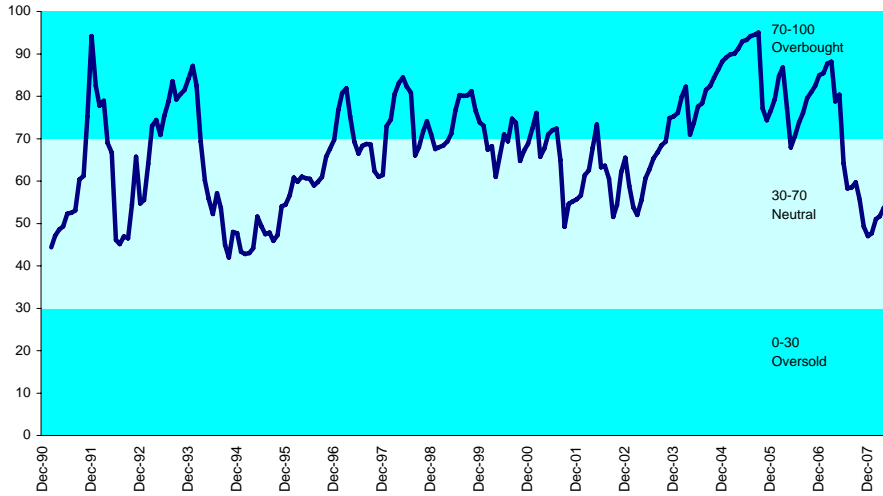
Graph 110: Bonds, Equities & Real Estate - France



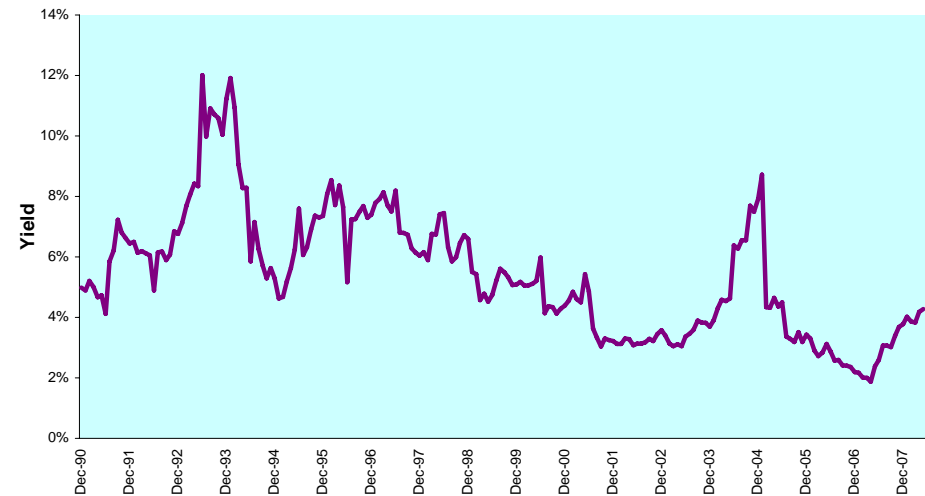
Graph 111: Asset Classes Correlations - France



Graph 112: Relative Strength Indicator - France



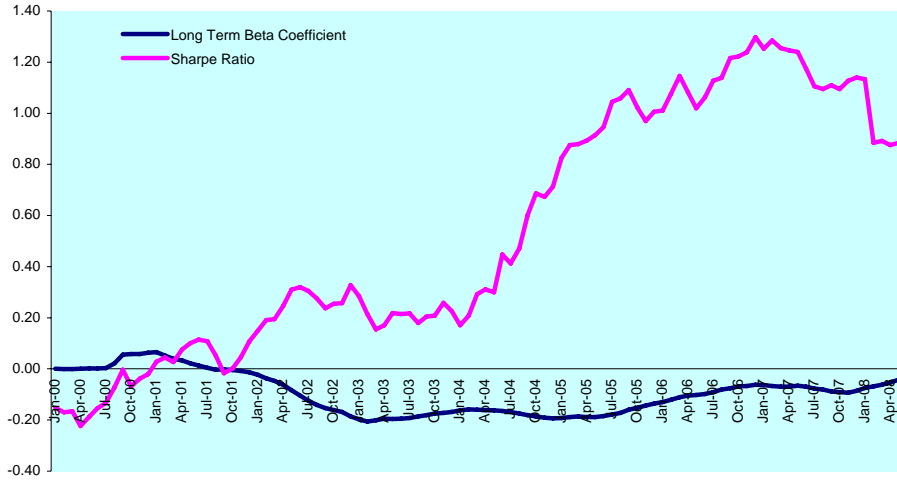
Graph 113: 12 Months Dividend Yields - France



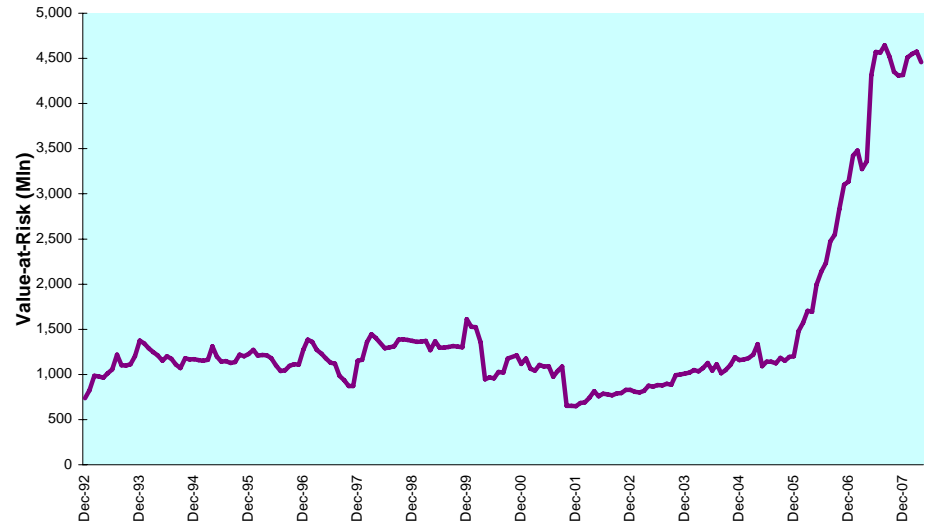
DATE: MAY 2008 CONTACT DETAILS:

EPRA: Schiphol Boulevard 283, 1118 BH Schiphol Airport, The Netherlands, T +31 20 405 3830, F +31 20 405 3840, E info@epra.com, W www.epra.com
 NAREIT: 1875 Eye Street, N.W., Suite 600, Washington D.C. 20006, USA, T +1 202 739 9400, F +1 202 739 9401, E info@nareit.com, W www.nareit.com

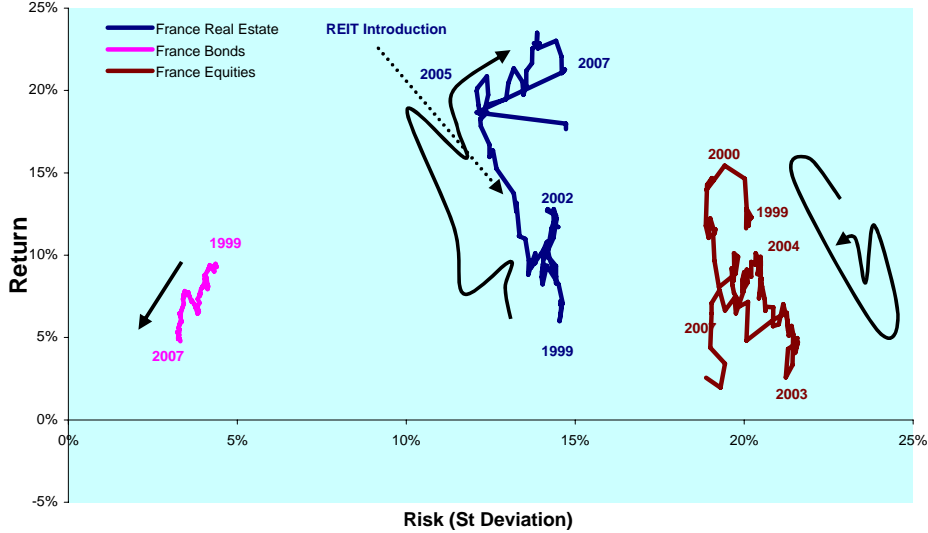
Graph 114: Long Term Beta Coefficient & Sharpe Ratio - France



Graph 115: Equally Weighted Value-at-Risk - France



Graph 116: Rolling 10 Years Risk/Return Profiles - France



DATE: MAY 2008 CONTACT DETAILS:

EPR: Schiphol Boulevard 283, 1118 BH Schiphol Airport, The Netherlands, T +31 20 405 3830, F +31 20 405 3840, E info@epa.com, W www.epa.com
 NAREIT: 1875 Eye Street, N.W., Suite 600, Washington D.C. 20006, USA, T +1 202 739 9400, F +1 202 739 9401, E info@nareit.com, W www.nareit.com

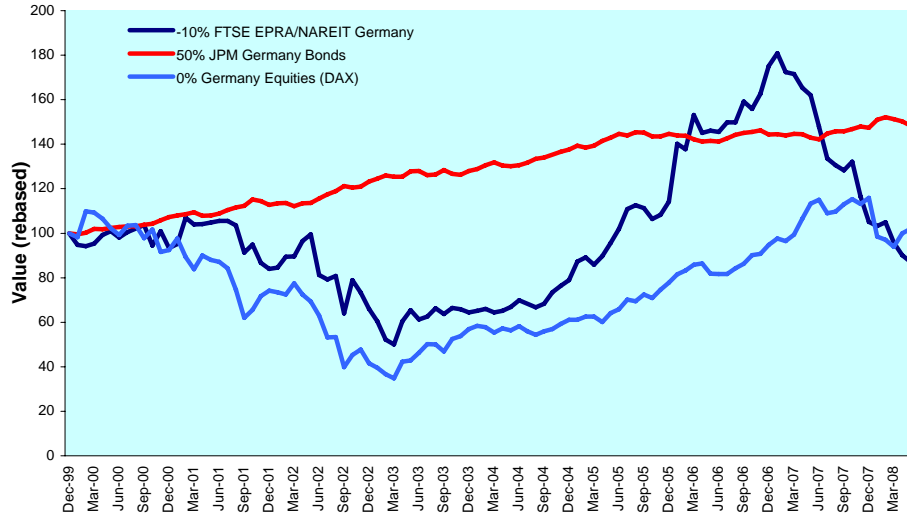
Section 5.7

Germany

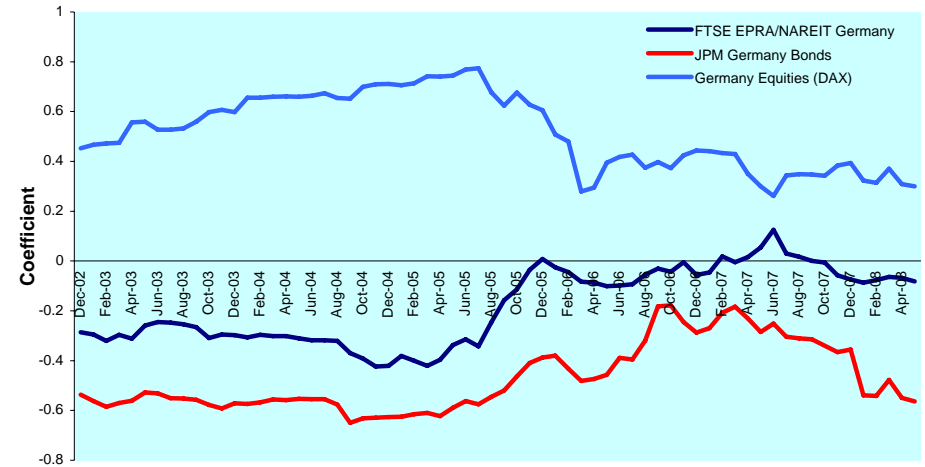
DATE: MAY 2008 CONTACT DETAILS:

EPRA: Schiphol Boulevard 283, 1118 BH Schiphol Airport, The Netherlands, T +31 20 405 3830, F +31 20 405 3840, E info@epra.com, W www.epra.com
NAREIT: 1875 Eye Street, N.W., Suite 600, Washington D.C. 20006, USA, T +1 202 739 9400, F + 1 202 739 9401, E info@nareit.com, W www.nareit.com

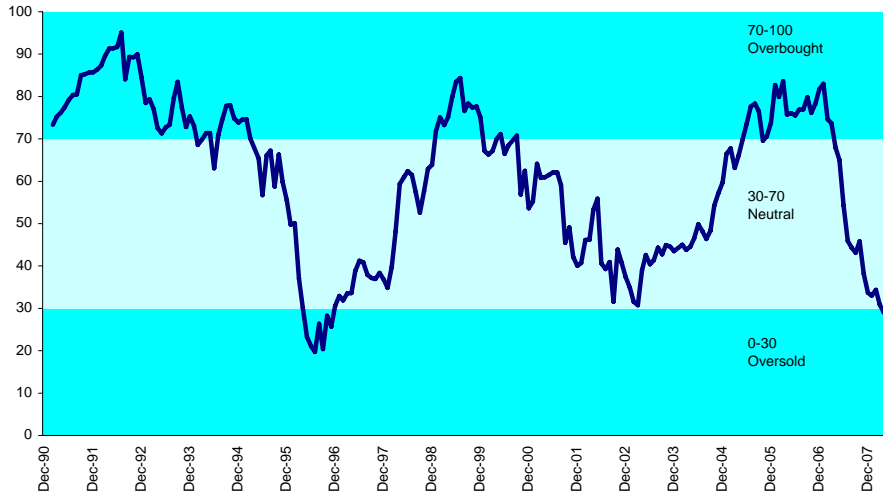
Graph 117: Bonds, Equities & Real Estate - Germany



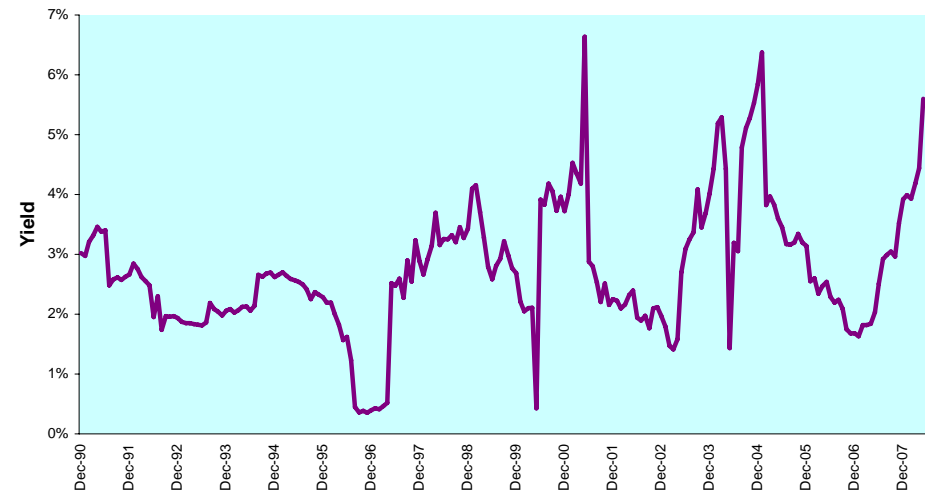
Graph 118: Asset Classes Correlations - Germany



Graph 119: Relative Strength Indicator - Germany



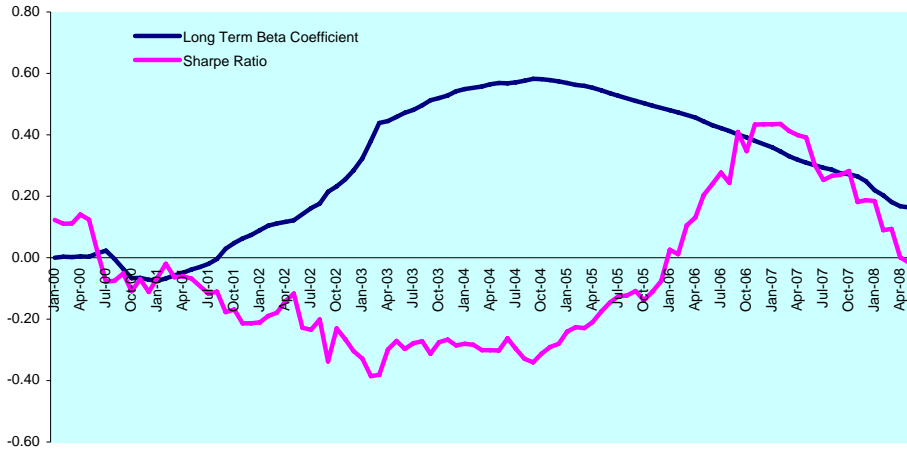
Graph 120: 12 Months Dividend Yields - Germany



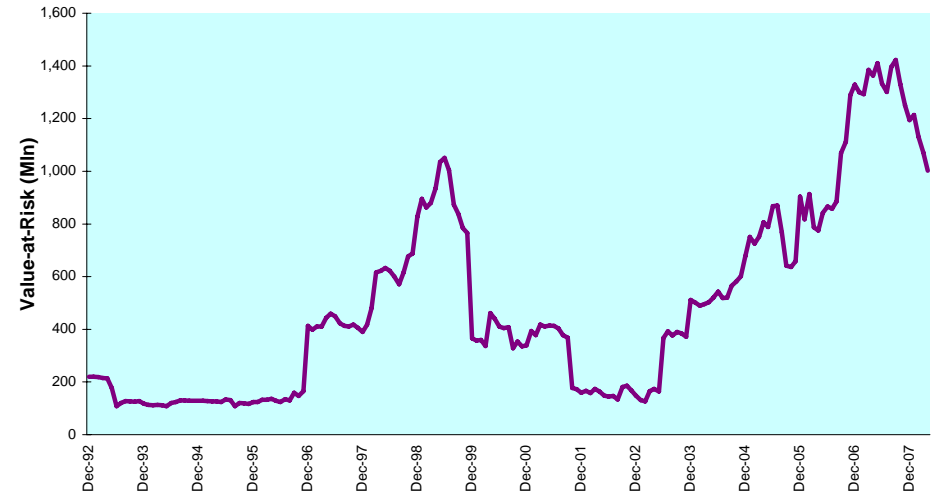
DATE: MAY 2008 CONTACT DETAILS:

EPRA: Schiphol Boulevard 283, 1118 BH Schiphol Airport, The Netherlands, T +31 20 405 3830, F +31 20 405 3840, E info@epra.com, W www.epra.com
 NAREIT: 1875 Eye Street, N.W., Suite 600, Washington D.C. 20006, USA, T +1 202 739 9400, F +1 202 739 9401, E info@nareit.com, W www.nareit.com

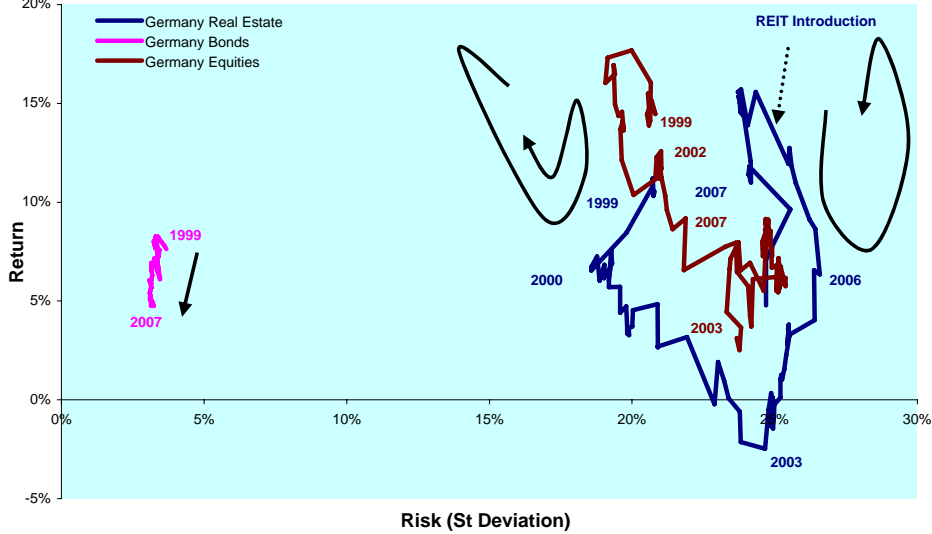
Graph 121: Long Term Beta Coefficient & Sharpe Ratio - Germany



Graph 122: Equally Weighted Value-at-Risk - Germany



Graph 123: Rolling 10 Years Risk/Return Profiles - Germany



DATE: MAY 2008 CONTACT DETAILS:

EPRA: Schiphol Boulevard 283, 1118 BH Schiphol Airport, The Netherlands, T +31 20 405 3830, F +31 20 405 3840, E info@epra.com, W www.epra.com
 NAREIT: 1875 Eye Street, N.W., Suite 600, Washington D.C. 20006, USA, T +1 202 739 9400, F +1 202 739 9401, E info@nareit.com, W www.nareit.com

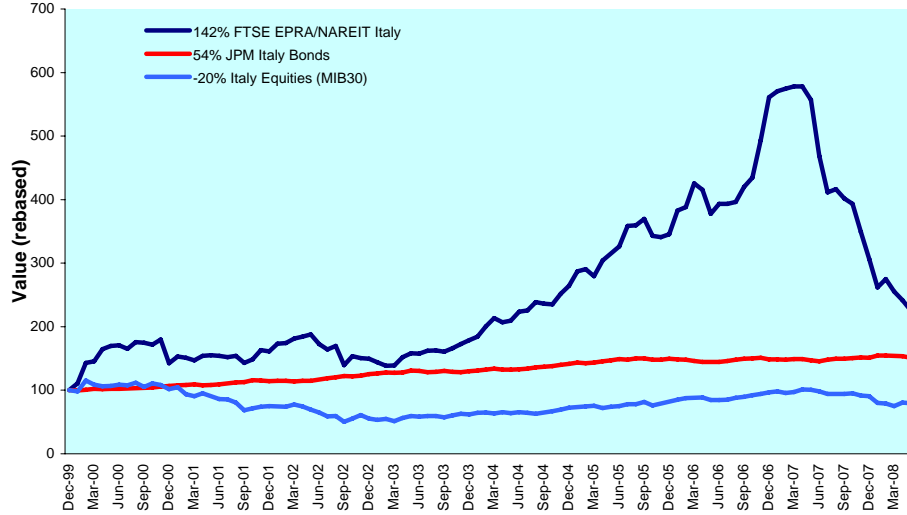
Section 5.8

Italy

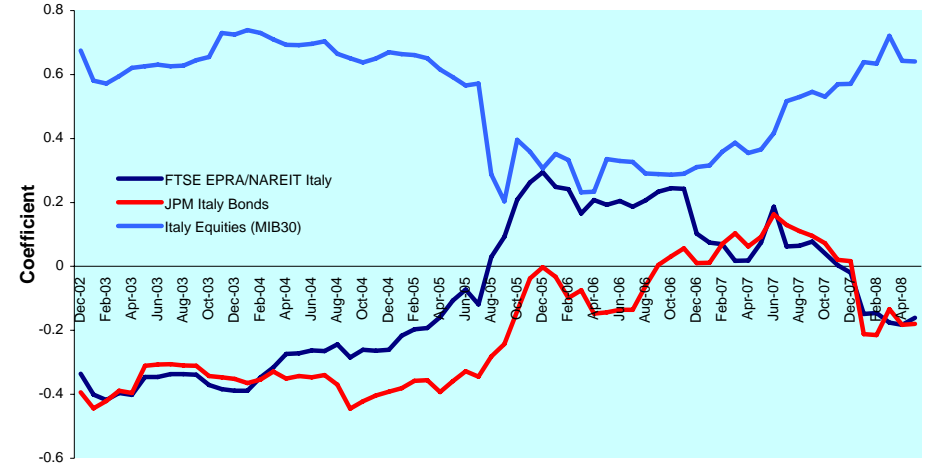
DATE: MAY 2008 CONTACT DETAILS:

EPRA: Schiphol Boulevard 283, 1118 BH Schiphol Airport, The Netherlands, T +31 20 405 3830, F +31 20 405 3840, E info@epra.com, W www.epra.com
NAREIT: 1875 Eye Street, N.W., Suite 600, Washington D.C. 20006, USA, T +1 202 739 9400, F + 1 202 739 9401, E info@nareit.com, W www.nareit.com

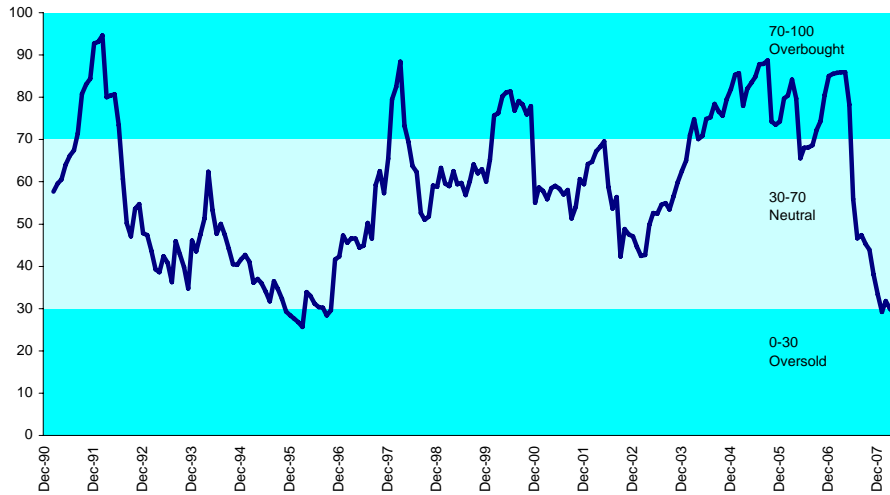
Graph 124: Bonds, Equities & Real Estate - Italy



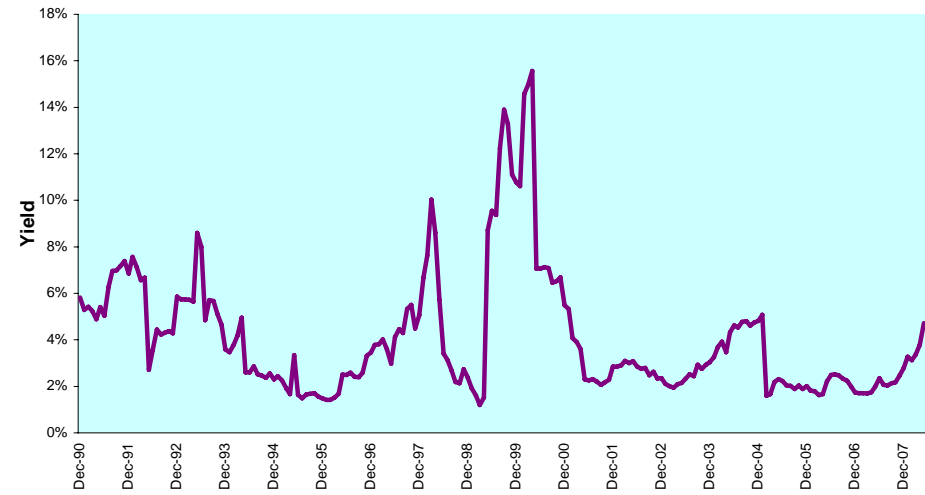
Graph 125: Asset Classes Correlations - Italy



Graph 126: Relative Strength Indicator - Italy



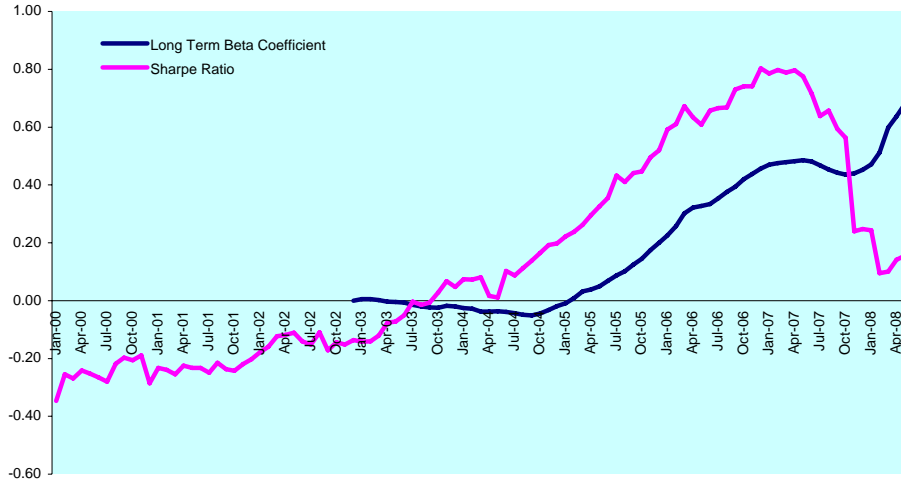
Graph 127: 12 Months Dividend Yields - Italy



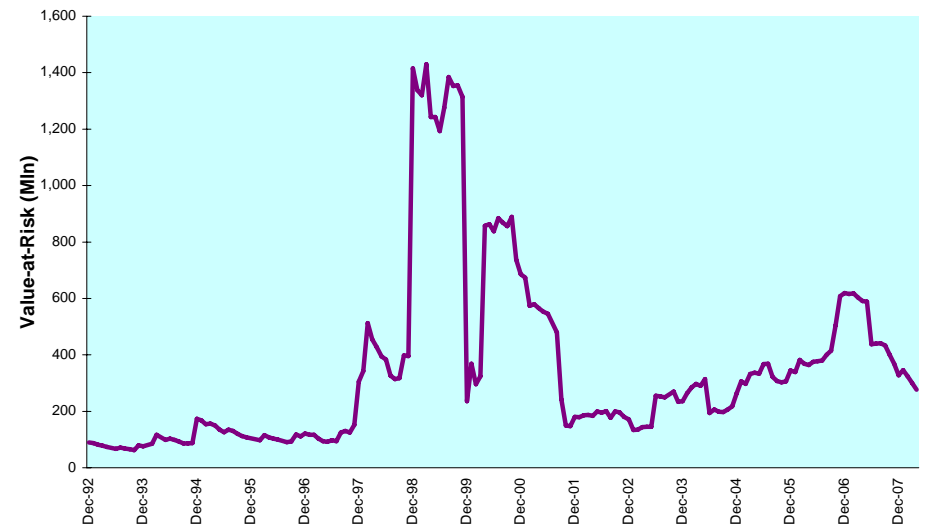
DATE: MAY 2008 CONTACT DETAILS:

EPRA: Schiphol Boulevard 283, 1118 BH Schiphol Airport, The Netherlands, T +31 20 405 3830, F +31 20 405 3840, E info@epra.com, W www.epra.com
 NAREIT: 1875 Eye Street, N.W., Suite 600, Washington D.C. 20006, USA, T +1 202 739 9400, F +1 202 739 9401, E info@nareit.com, W www.nareit.com

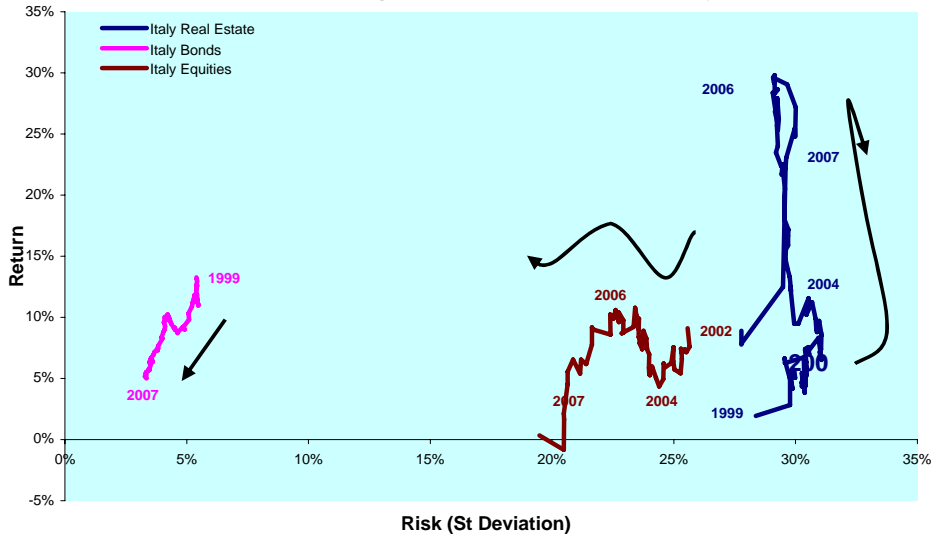
Graph 128: Long Term Beta Coefficient & Sharpe Ratio - Italy



Graph 129: Equally Weighted Value-at-Risk - Italy



Graph 130: Rolling 10 Years Risk/Return Profiles - Italy



DATE: MAY 2008 CONTACT DETAILS:

EPRA: Schiphol Boulevard 283, 1118 BH Schiphol Airport, The Netherlands, T +31 20 405 3830, F +31 20 405 3840, E info@epra.com, W www.epra.com
 NAREIT: 1875 Eye Street, N.W., Suite 600, Washington D.C. 20006, USA, T +1 202 739 9400, F + 1 202 739 9401, E info@nareit.com, W www.nareit.com

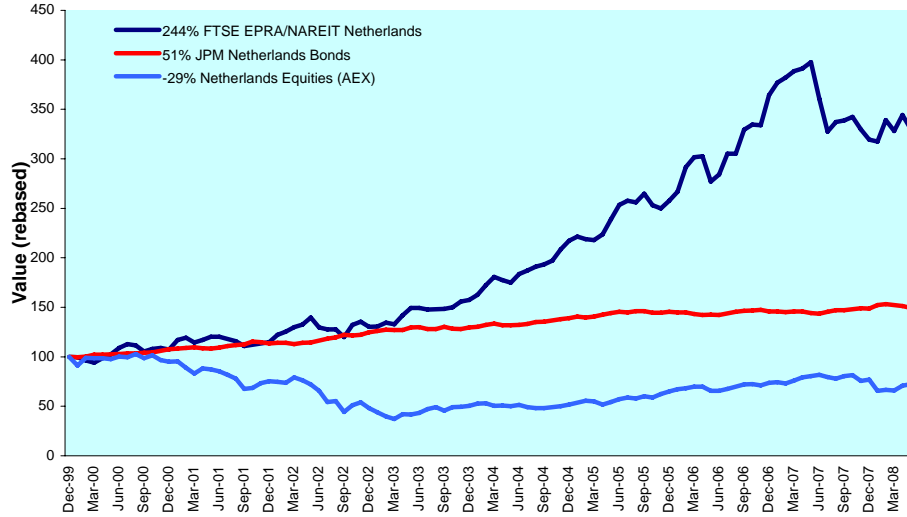
Section 5.9

Netherlands

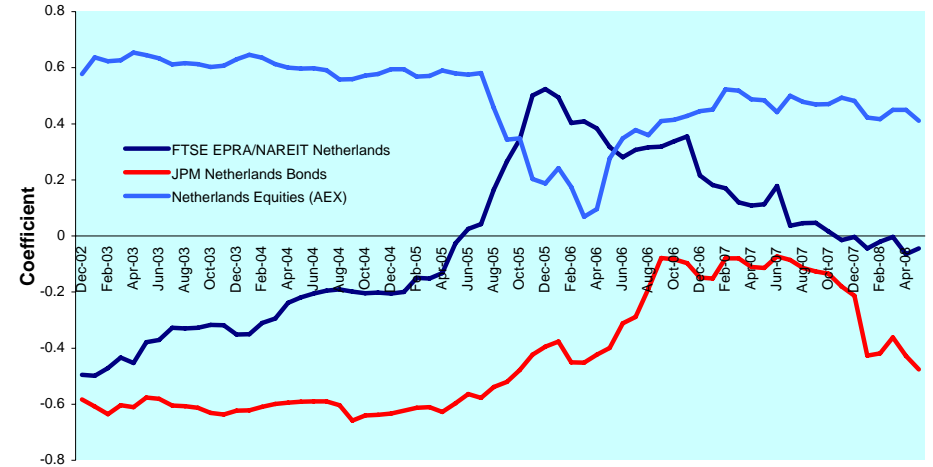
DATE: MAY 2008 CONTACT DETAILS:

EPRA: Schiphol Boulevard 283, 1118 BH Schiphol Airport, The Netherlands, T +31 20 405 3830, F +31 20 405 3840, E info@epra.com, W www.epra.com
NAREIT: 1875 Eye Street, N.W., Suite 600, Washington D.C. 20006, USA, T +1 202 739 9400, F + 1 202 739 9401, E info@nareit.com, W www.nareit.com

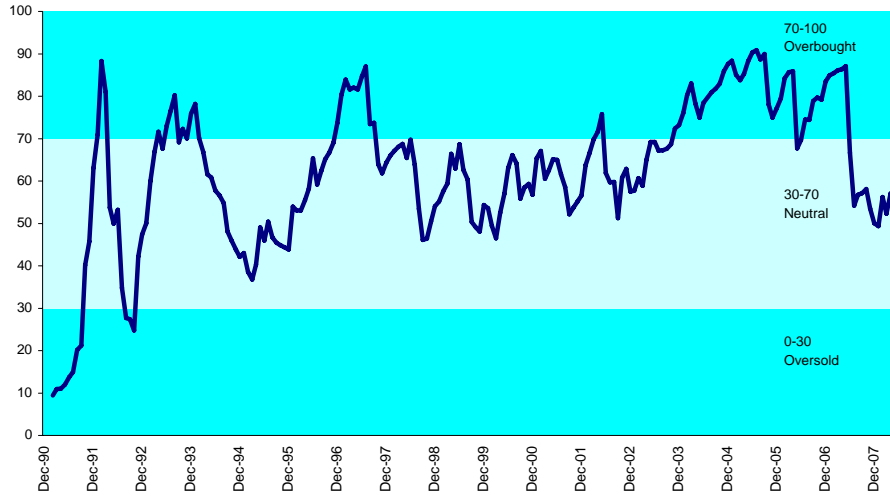
Graph 131: Bonds, Equities & Real Estate - Netherlands



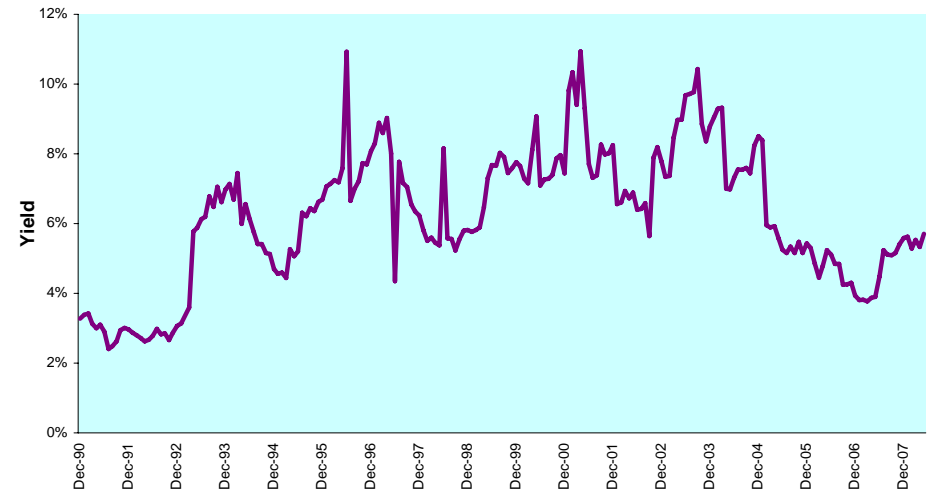
Graph 132: Asset Classes Correlations - Netherlands



Graph 133: Relative Strength Indicator - Netherlands



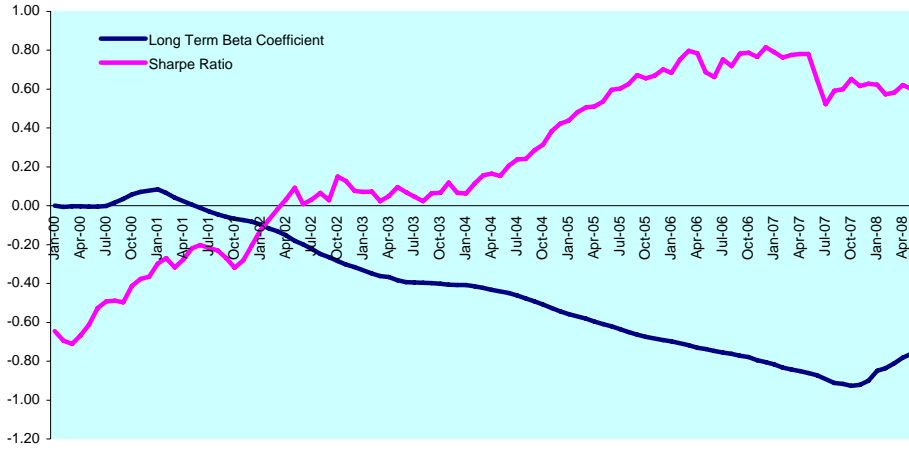
Graph 134: 12 Months Dividend Yields - Netherlands



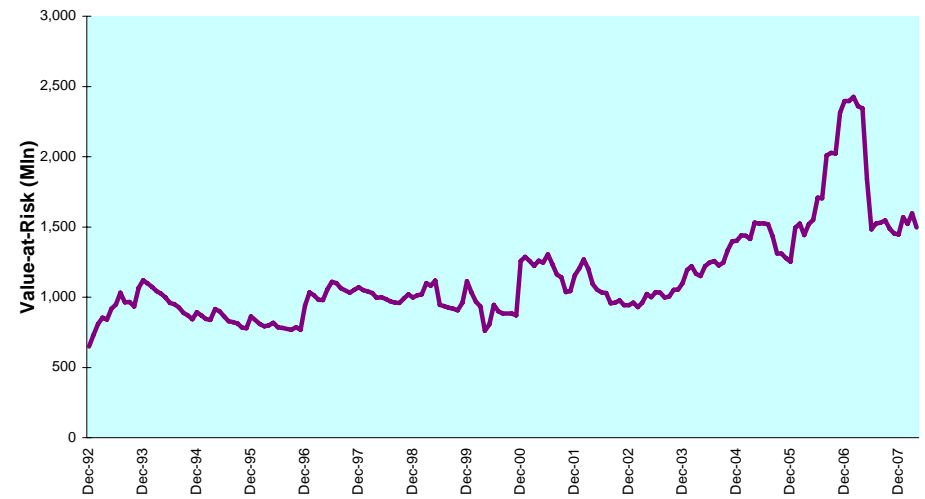
DATE: MAY 2008 CONTACT DETAILS:

EPRA: Schiphol Boulevard 283, 1118 BH Schiphol Airport, The Netherlands, T +31 20 405 3830, F +31 20 405 3840, E info@epra.com, W www.epra.com
 NAREIT: 1875 Eye Street, N.W., Suite 600, Washington D.C. 20006, USA, T +1 202 739 9400, F +1 202 739 9401, E info@nareit.com, W www.nareit.com

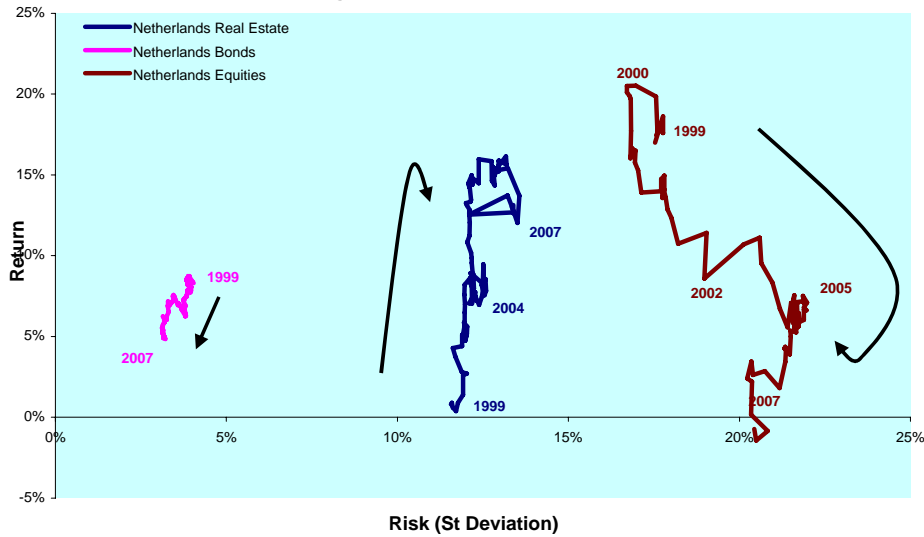
Graph 135: Long Term Beta Coefficient & Sharpe Ratio - Netherlands



Graph 136: Equally Weighted Value-at-Risk - Netherlands



Graph 137: Rolling 10 Years Risk/Return Profiles - Netherlands



DATE: MAY 2008 CONTACT DETAILS:

EPRA: Schiphol Boulevard 283, 1118 BH Schiphol Airport, The Netherlands, T +31 20 405 3830, F +31 20 405 3840, E info@epra.com, W www.epra.com
 NAREIT: 1875 Eye Street, N.W., Suite 600, Washington D.C. 20006, USA, T +1 202 739 9400, F +1 202 739 9401, E info@nareit.com, W www.nareit.com

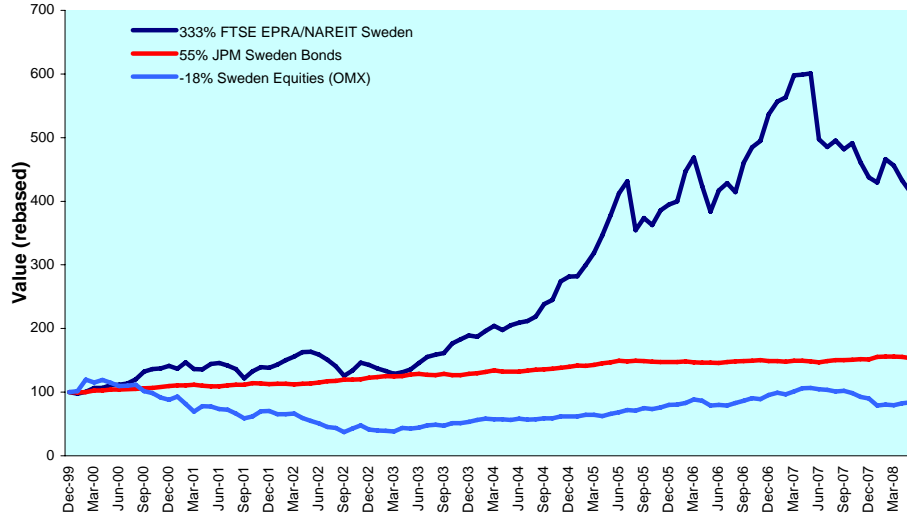
Section 5.10

Sweden

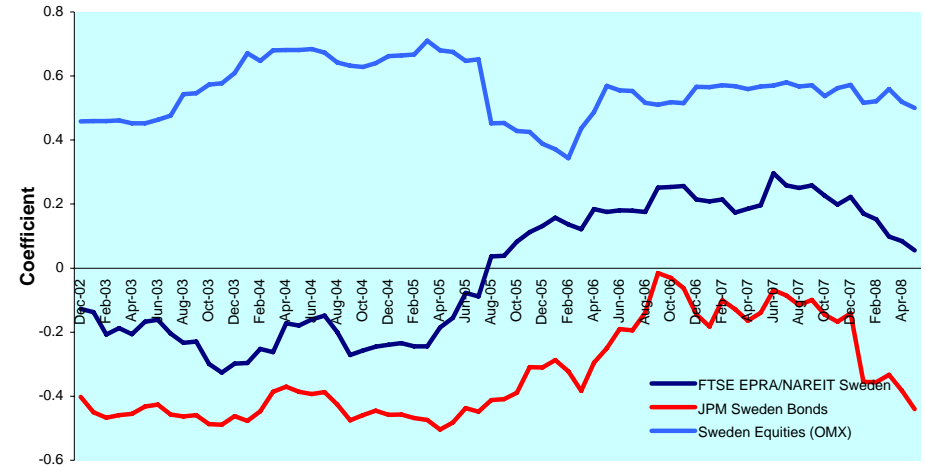
DATE: MAY 2008 CONTACT DETAILS:

EPRA: Schiphol Boulevard 283, 1118 BH Schiphol Airport, The Netherlands, T +31 20 405 3830, F +31 20 405 3840, E info@epra.com, W www.epra.com
NAREIT: 1875 Eye Street, N.W., Suite 600, Washington D.C. 20006, USA, T +1 202 739 9400, F + 1 202 739 9401, E info@nareit.com, W www.nareit.com

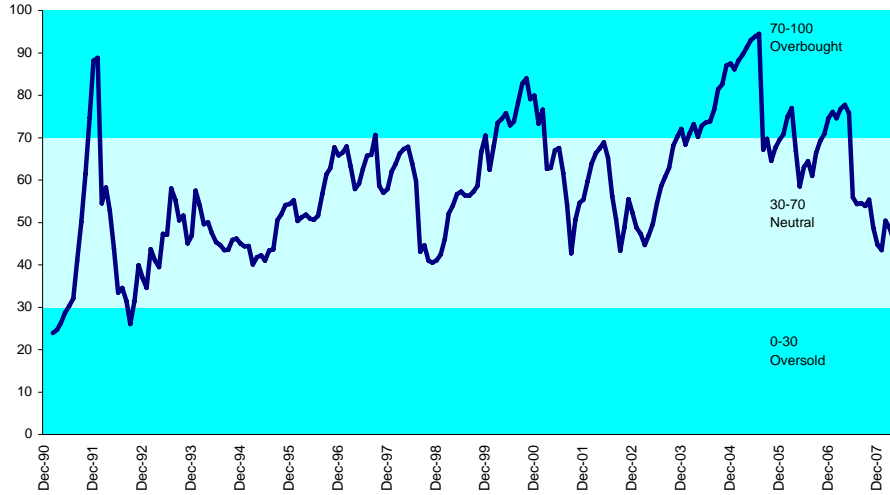
Graph 138: Bonds, Equities & Real Estate - Sweden



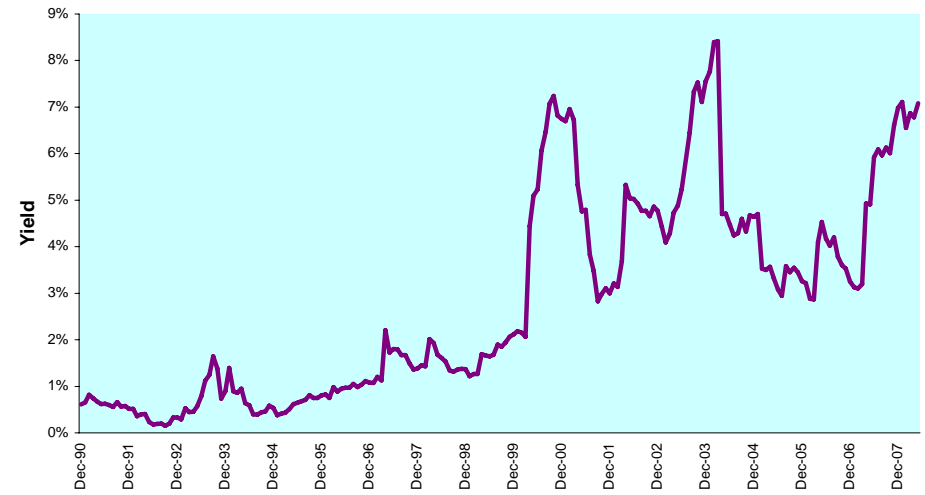
Graph 139: Asset Classes Correlations - Sweden



Graph 140: Relative Strength Indicator - Sweden



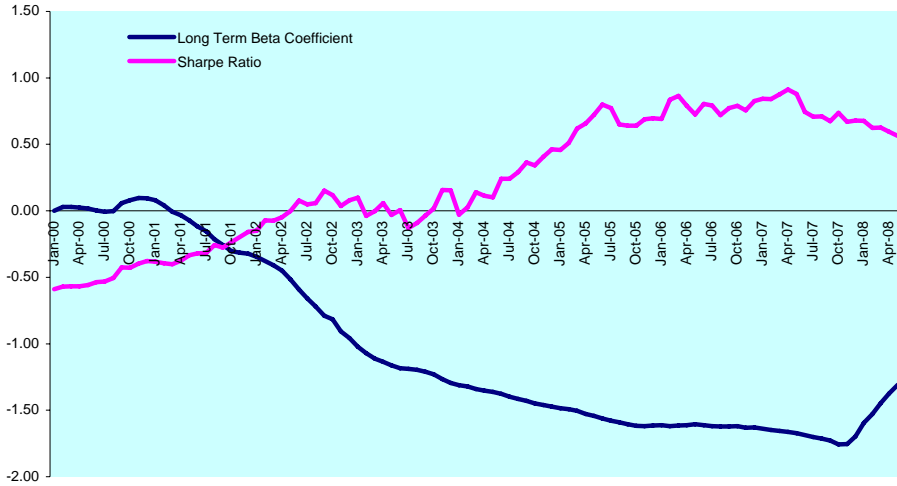
Graph 141: 12 Months Dividend Yields - Sweden



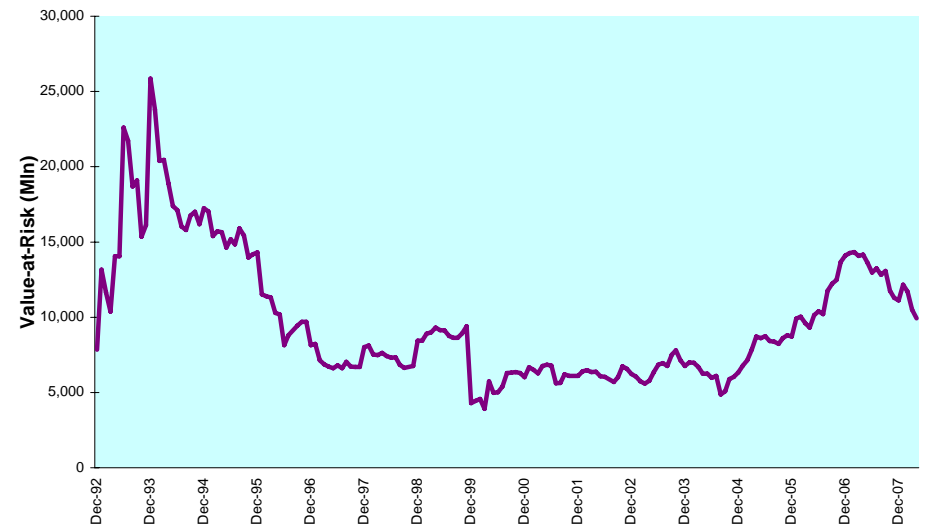
DATE: MAY 2008 CONTACT DETAILS:

EPRA: Schiphol Boulevard 283, 1118 BH Schiphol Airport, The Netherlands, T +31 20 405 3830, F +31 20 405 3840, E info@epra.com, W www.epra.com
 NAREIT: 1875 Eye Street, N.W., Suite 600, Washington D.C. 20006, USA, T +1 202 739 9400, F +1 202 739 9401, E info@nareit.com, W www.nareit.com

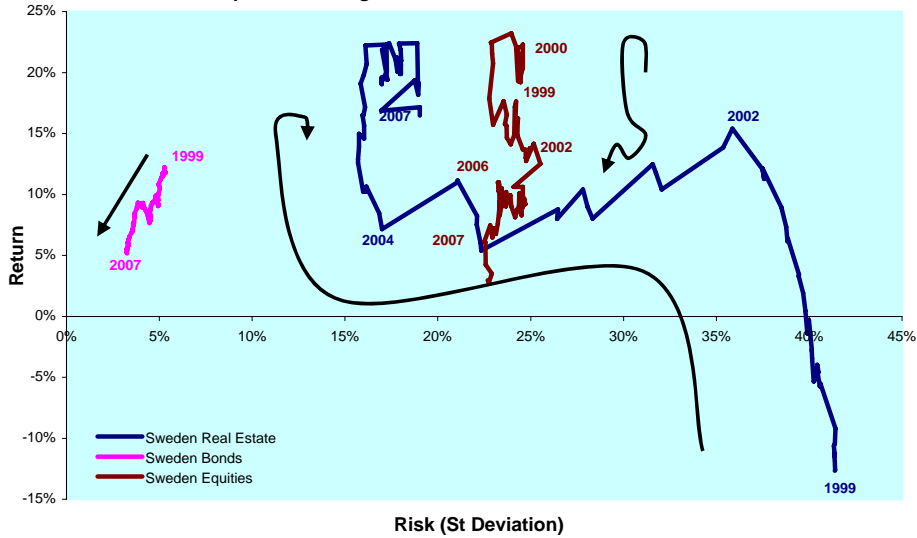
Graph 142: Long Term Beta Coefficient & Sharpe Ratio - Sweden



Graph 143: Equally Weighted Value-at-Risk - Sweden



Graph 144: Rolling 10 Years Risk/Return Profiles - Sweden



DATE: MAY 2008 CONTACT DETAILS:

EPRA: Schiphol Boulevard 283, 1118 BH Schiphol Airport, The Netherlands, T +31 20 405 3830, F +31 20 405 3840, E info@epra.com, W www.epra.com
 NAREIT: 1875 Eye Street, N.W., Suite 600, Washington D.C. 20006, USA, T +1 202 739 9400, F +1 202 739 9401, E info@nareit.com, W www.nareit.com

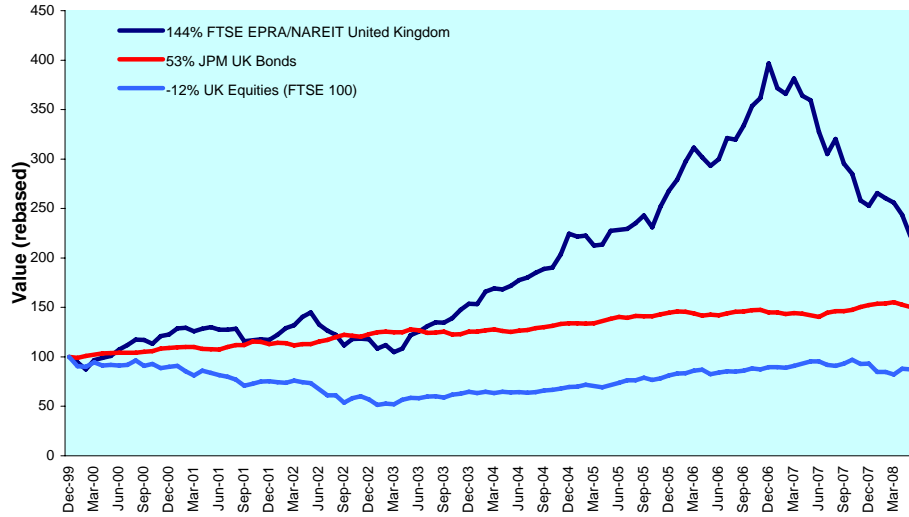
Section 5.11

United Kingdom

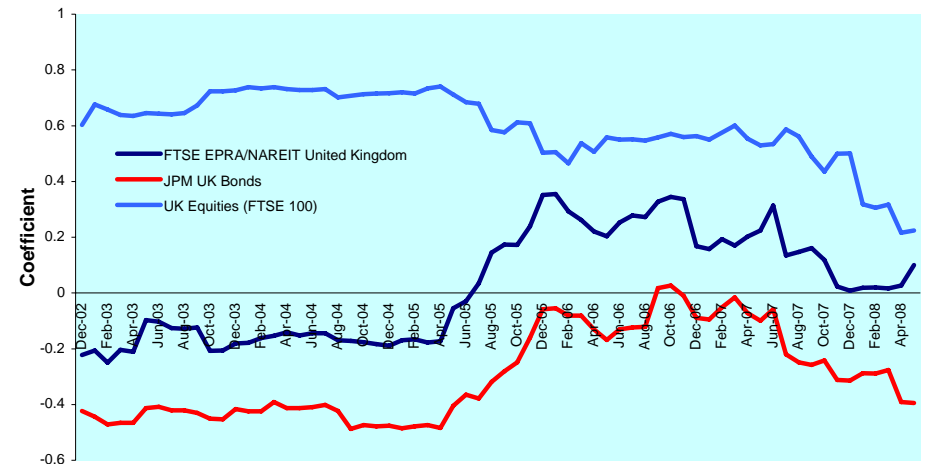
DATE: MAY 2008 CONTACT DETAILS:

EPRA: Schiphol Boulevard 283, 1118 BH Schiphol Airport, The Netherlands, T +31 20 405 3830, F +31 20 405 3840, E info@epra.com, W www.epra.com
NAREIT: 1875 Eye Street, N.W., Suite 600, Washington D.C. 20006, USA, T +1 202 739 9400, F + 1 202 739 9401, E info@nareit.com, W www.nareit.com

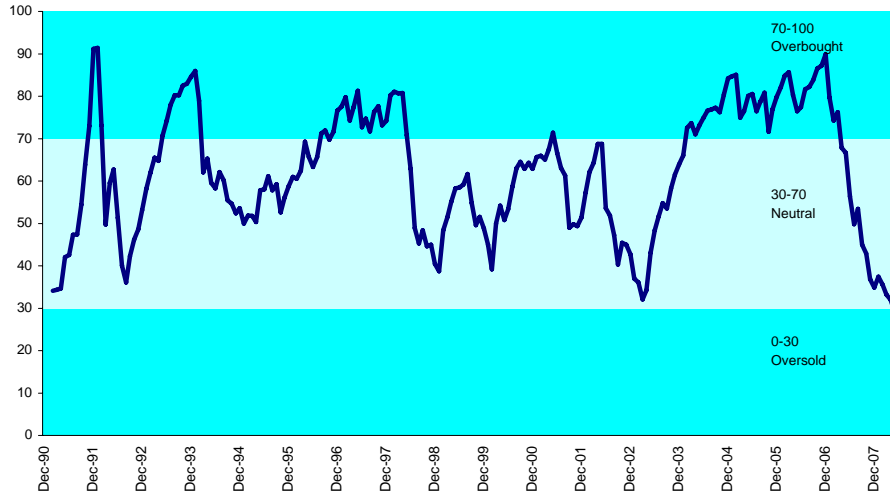
Graph 145: Bonds, Equities & Real Estate - United Kingdom



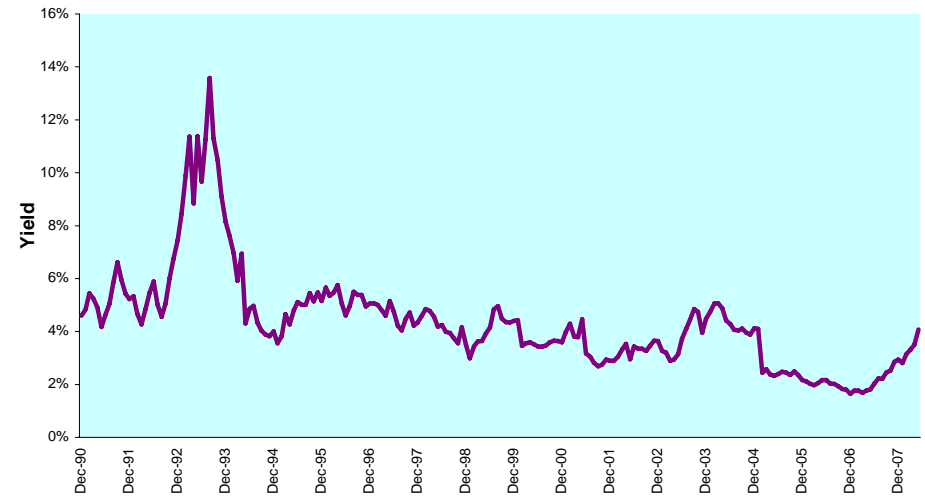
Graph 146: Asset Classes Correlations - United Kingdom



Graph 147: Relative Strength Indicator - United Kingdom



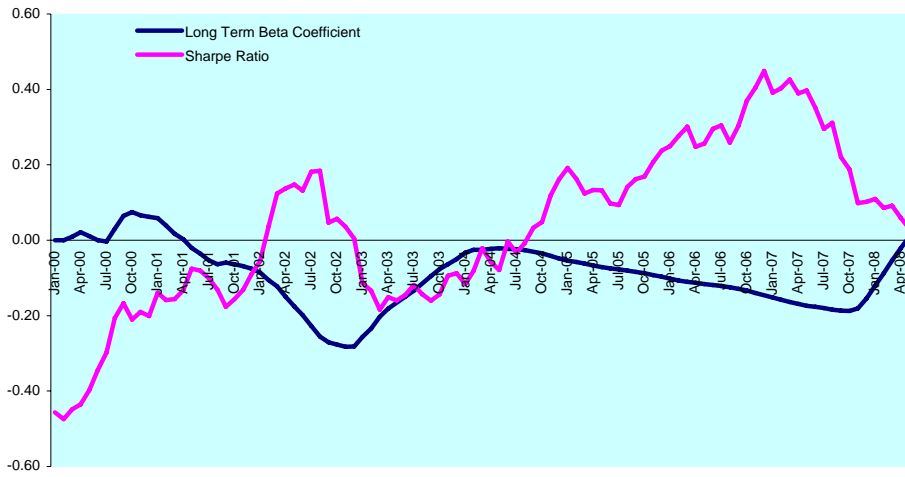
Graph 148: 12 Months Dividend Yields - United Kingdom



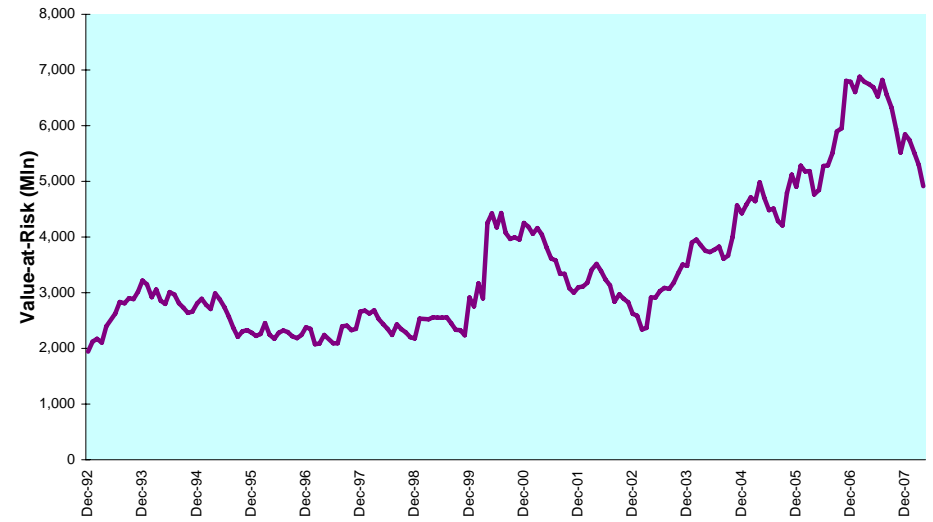
DATE: MAY 2008 CONTACT DETAILS:

EPRA: Schiphol Boulevard 283, 1118 BH Schiphol Airport, The Netherlands, T +31 20 405 3830, F +31 20 405 3840, E info@epra.com, W www.epra.com
 NAREIT: 1875 Eye Street, N.W., Suite 600, Washington D.C. 20006, USA, T +1 202 739 9400, F +1 202 739 9401, E info@nareit.com, W www.nareit.com

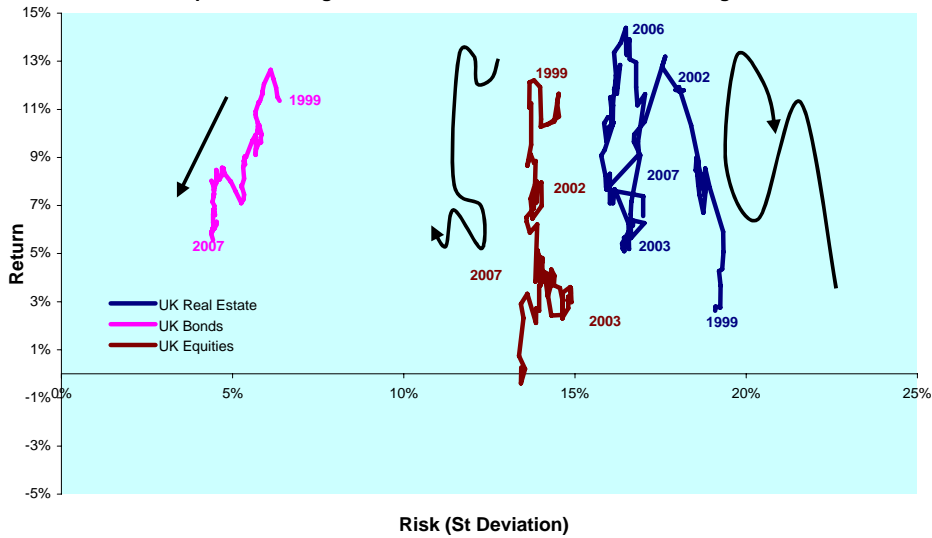
Graph 149: Long Term Beta Coefficient & Sharpe Ratio - United Kingdom



Graph 150: Equally Weighted Value-at-Risk - United Kingdom



Graph 151: Rolling 10 Years Risk/Return Profiles - United Kingdom



DATE: MAY 2008 CONTACT DETAILS:

EPRA: Schiphol Boulevard 283, 1118 BH Schiphol Airport, The Netherlands, T +31 20 405 3830, F +31 20 405 3840, E info@epra.com, W www.epra.com
 NAREIT: 1875 Eye Street, N.W., Suite 600, Washington D.C. 20006, USA, T +1 202 739 9400, F +1 202 739 9401, E info@nareit.com, W www.nareit.com

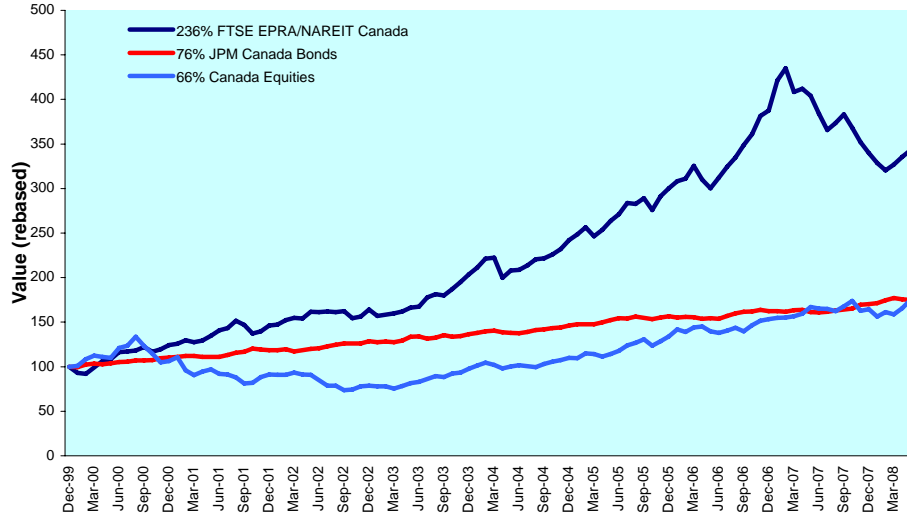
Section 5.12

Canada

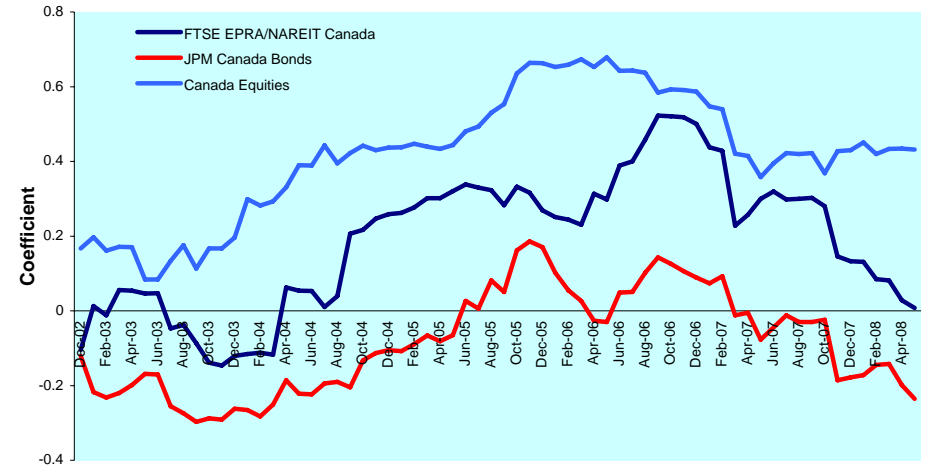
DATE: MAY 2008 CONTACT DETAILS:

EPRA: Schiphol Boulevard 283, 1118 BH Schiphol Airport, The Netherlands, T +31 20 405 3830, F +31 20 405 3840, E info@epra.com, W www.epra.com
NAREIT: 1875 Eye Street, N.W., Suite 600, Washington D.C. 20006, USA, T +1 202 739 9400, F + 1 202 739 9401, E info@nareit.com, W www.nareit.com

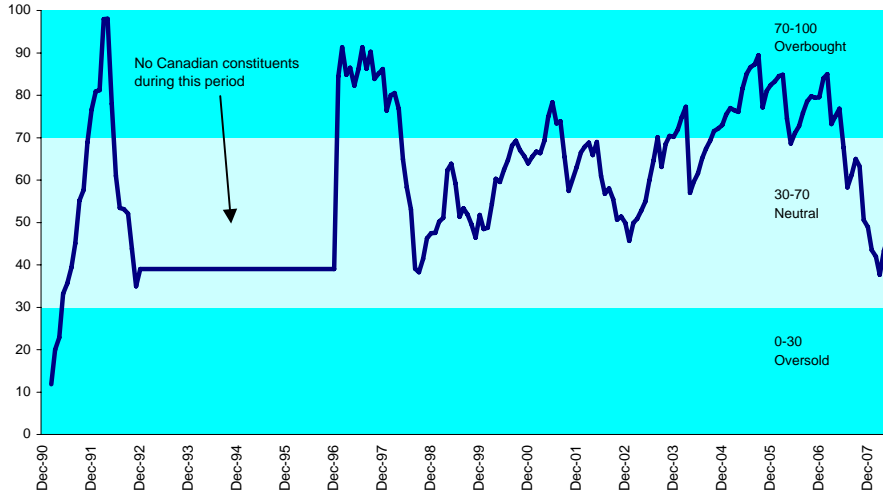
Graph 152: Bonds, Equities & Real Estate - Canada



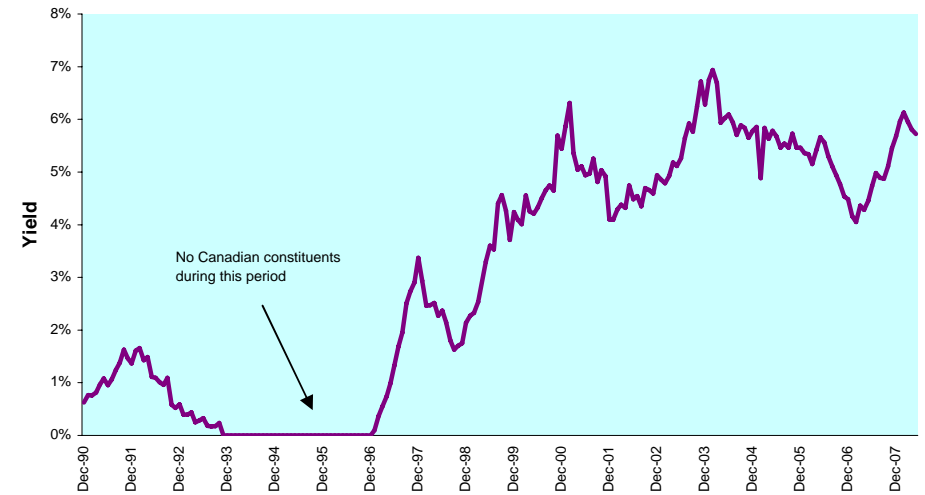
Graph 153: Asset Classes Correlations - Canada



Graph 154: Relative Strength Indicator - Canada



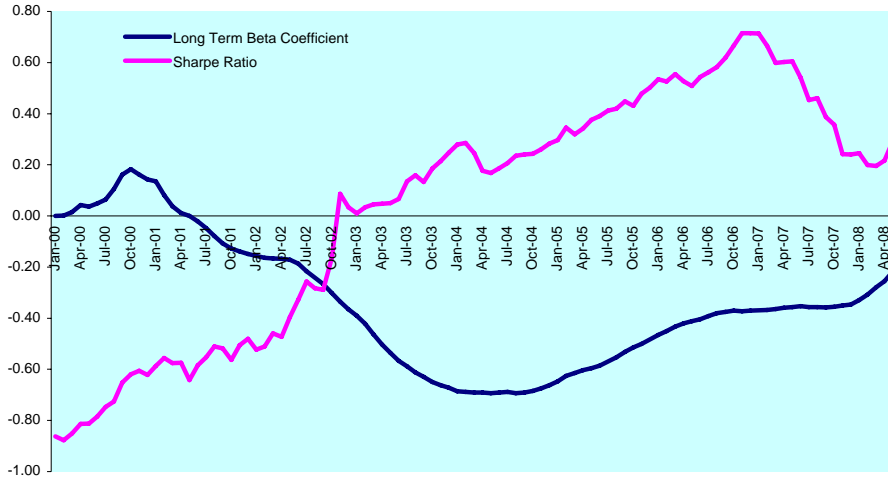
Graph 155: 12 Months Dividend Yields - Canada



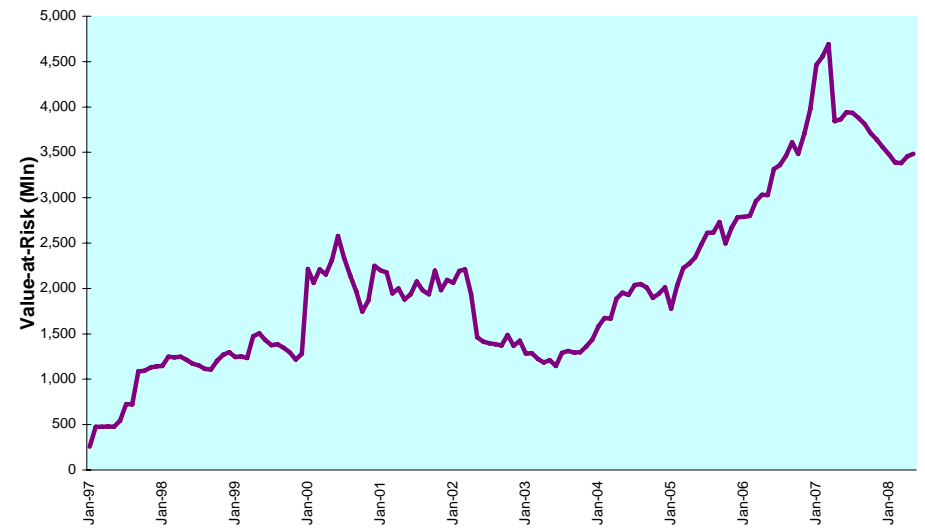
DATE: MAY 2008 CONTACT DETAILS:

EPRA: Schiphol Boulevard 283, 1118 BH Schiphol Airport, The Netherlands, T +31 20 405 3830, F +31 20 405 3840, E info@epra.com, W www.epra.com
 NAREIT: 1875 Eye Street, N.W., Suite 600, Washington D.C. 20006, USA, T +1 202 739 9400, F +1 202 739 9401, E info@nareit.com, W www.nareit.com

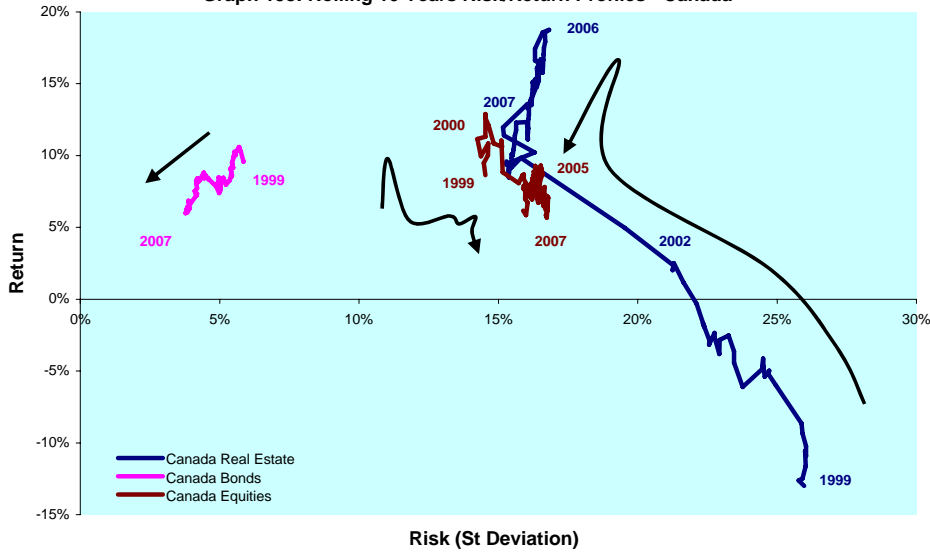
Graph 156: Long Term Beta Coefficient & Sharpe Ratio - Canada



Graph 157: Equally Weighted Value-at-Risk - Canada



Graph 158: Rolling 10 Years Risk/Return Profiles - Canada



DATE: MAY 2008 CONTACT DETAILS:

EPRA: Schiphol Boulevard 283, 1118 BH Schiphol Airport, The Netherlands, T +31 20 405 3830, F +31 20 405 3840, E info@epra.com, W www.epra.com
 NAREIT: 1875 Eye Street, N.W., Suite 600, Washington D.C. 20006, USA, T +1 202 739 9400, F +1 202 739 9401, E info@nareit.com, W www.nareit.com

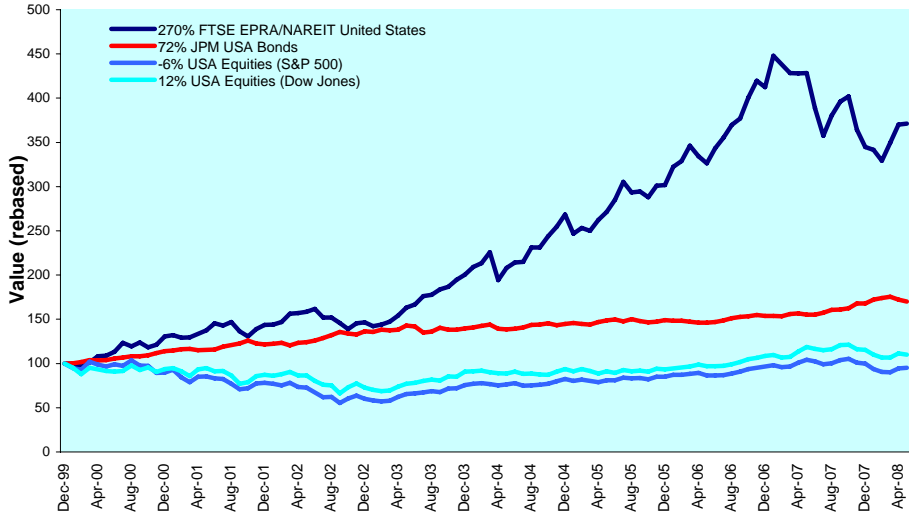
Section 5.13

United States

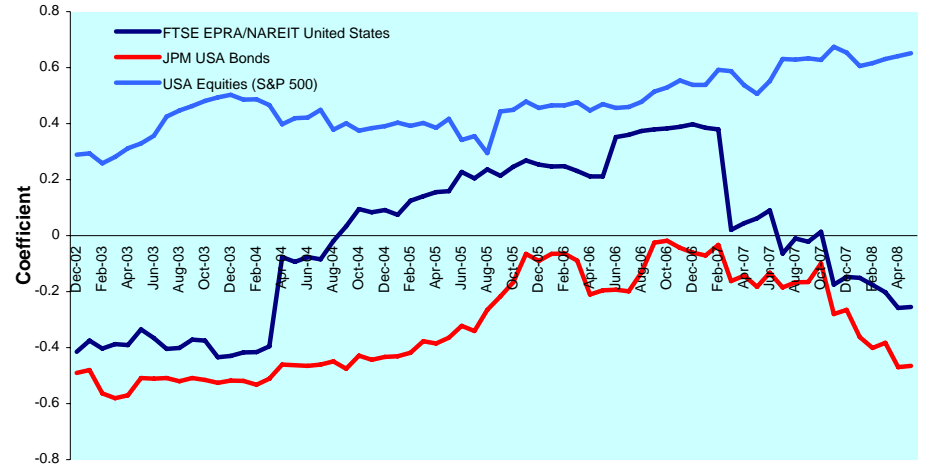
DATE: MAY 2008 CONTACT DETAILS:

EPRA: Schiphol Boulevard 283, 1118 BH Schiphol Airport, The Netherlands, T +31 20 405 3830, F +31 20 405 3840, E info@epra.com, W www.epra.com
NAREIT: 1875 Eye Street, N.W., Suite 600, Washington D.C. 20006, USA, T +1 202 739 9400, F + 1 202 739 9401, E info@nareit.com, W www.nareit.com

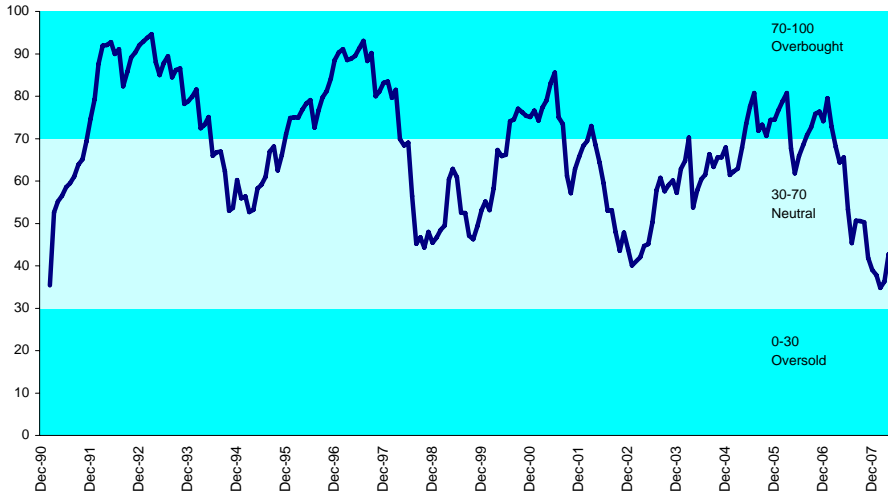
Graph 159: Bonds, Equities & Real Estate - United States



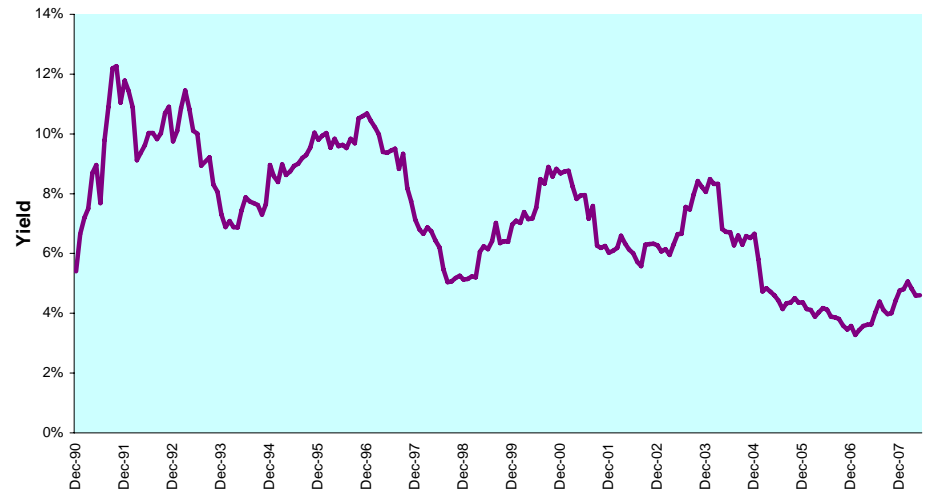
Graph 160: Asset Classes Correlations - United States



Graph 161: Relative Strength Indicator - United States



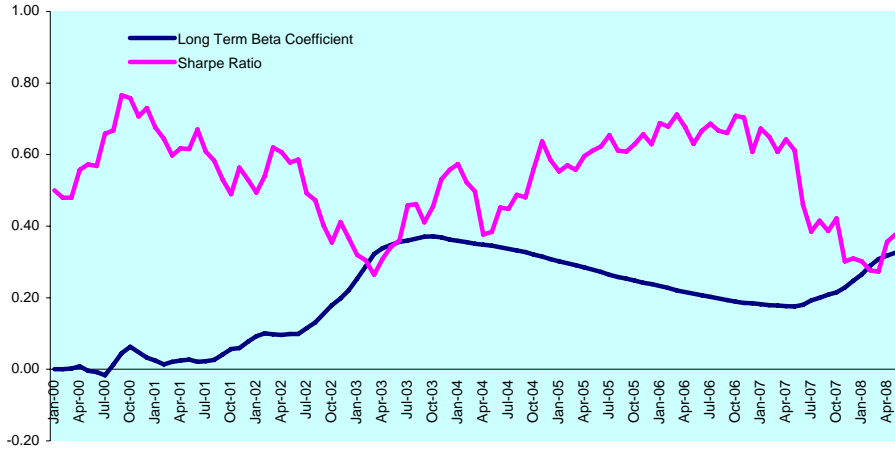
Graph 162: 12 Months Dividend Yields - United States



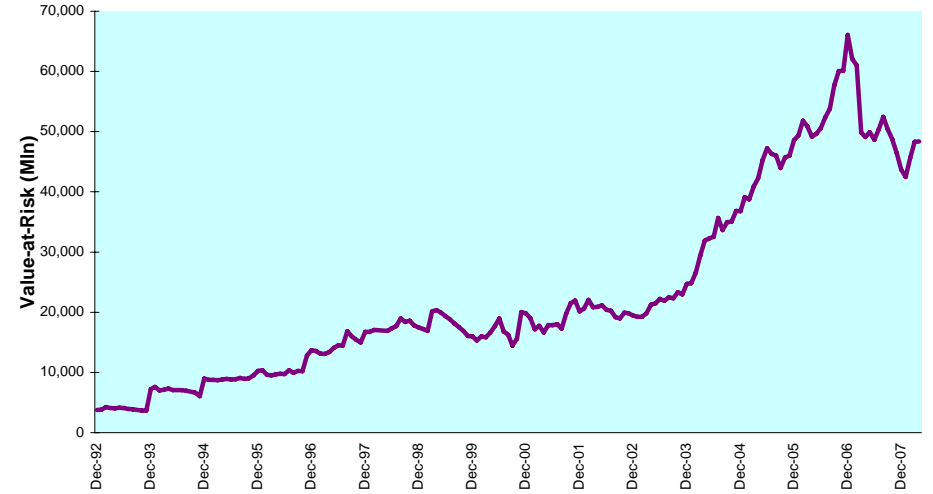
DATE: MAY 2008 CONTACT DETAILS:

EPRA: Schiphol Boulevard 283, 1118 BH Schiphol Airport, The Netherlands, T +31 20 405 3830, F +31 20 405 3840, E info@epra.com, W www.epra.com
 NAREIT: 1875 Eye Street, N.W., Suite 600, Washington D.C. 20006, USA, T +1 202 739 9400, F +1 202 739 9401, E info@nareit.com, W www.nareit.com

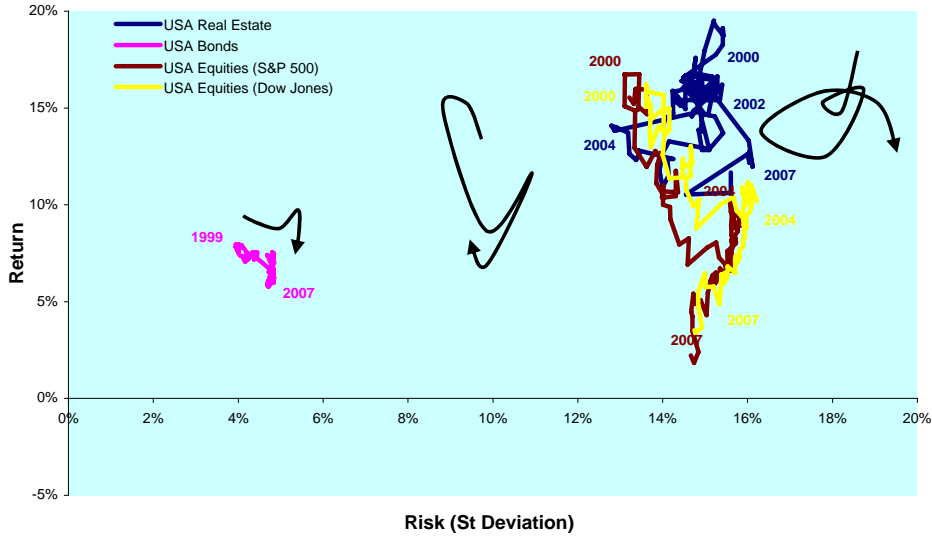
Graph 163: Long Term Beta Coefficient & Sharpe Ratio - United States



Graph 164: Equally Weighted Value-at-Risk - United States



Graph 165: Rolling 10 Years Risk/Return Profiles - United States



DATE: MAY 2008 CONTACT DETAILS:

EPRA: Schiphol Boulevard 283, 1118 BH Schiphol Airport, The Netherlands, T +31 20 405 3830, F +31 20 405 3840, E info@epra.com, W www.epra.com
 NAREIT: 1875 Eye Street, N.W., Suite 600, Washington D.C. 20006, USA, T +1 202 739 9400, F +1 202 739 9401, E info@nareit.com, W www.nareit.com

Section 6

End-of-Year Constituent Chart

DATE: MAY 2008 CONTACT DETAILS:

EPRA: Schiphol Boulevard 283, 1118 BH Schiphol Airport, The Netherlands, T +31 20 405 3830, F +31 20 405 3840, E info@epra.com, W www.epra.com
NAREIT: 1875 Eye Street, N.W., Suite 600, Washington D.C. 20006, USA, T +1 202 739 9400, F + 1 202 739 9401, E info@nareit.com, W www.nareit.com

Number of Constituents

Country	1989	1990	1991	1992	1993	1994	1995	1996	1997	1998	1999	2000	2001	2002	2003	2004	2005	2006	2007	2008 YTD
Australia	5	5	6	5	8	7	9	14	18	19	19	17	24	23	22	15	25	30	23	22
Japan	9	9	10	8	11	11	11	11	8	7	9	8	6	8	7	17	21	26	23	22
Hong Kong	17	17	17	26	35	25	19	29	34	19	20	17	15	10	9	11	13	25	21	21
New Zealand	0	0	0	0	0	0	0	0	0	0	0	0	0	0	0	0	1	1	1	1
Singapore	3	3	3	5	8	7	6	6	5	5	6	5	4	3	3	9	10	13	11	11
Asia	34	34	36	44	62	50	45	60	65	50	54	47	49	44	41	52	70	95	79	77
Austria	0	0	0	0	0	0	0	0	0	0	0	0	1	1	1	1	5	6	5	5
Belgium	1	1	2	2	2	2	3	3	4	3	4	2	1	2	2	4	5	6	6	6
Denmark	0	0	0	1	2	2	2	2	2	2	3	3	2	1	1	2	4	2	1	1
Finland	0	0	0	0	1	1	1	1	1	1	2	2	1	1	1	2	3	3	3	3
France	4	4	4	7	8	9	9	9	10	11	9	6	6	6	6	4	6	10	10	10
Germany	3	3	3	3	3	3	3	4	5	5	5	2	2	2	2	3	3	6	9	9
Greece	0	0	0	0	0	0	0	0	0	0	0	0	0	0	0	2	2	3	3	3
Ireland	2	2	2	2	2	2	2	2	2	2	2	1	1	0	0	0	0	0	0	0
Italy	2	2	2	3	3	3	4	4	4	4	5	2	1	2	3	3	4	4	4	4
Netherlands	5	5	6	7	7	7	8	8	8	8	9	9	9	7	8	8	8	8	7	7
Norway	2	2	2	2	2	2	3	3	3	4	4	2	2	1	1	0	0	2	1	1
Poland	0	0	0	0	0	0	0	0	0	0	0	0	0	0	0	0	1	1	1	1
Portugal	1	1	1	1	1	1	1	1	1	2	2	1	0	0	0	0	0	0	0	0
Spain	2	2	2	2	2	2	2	2	2	3	3	4	3	3	2	2	2	1	1	1
Sweden	4	4	5	6	9	10	12	12	15	17	21	9	9	9	8	5	6	6	6	6
Switzerland	2	2	2	2	2	2	2	2	2	2	2	4	2	4	4	4	4	4	4	4
UK	28	28	28	28	29	30	34	35	40	42	43	36	34	33	30	29	38	41	36	34
Europe	56	56	59	66	73	76	86	88	99	106	114	83	74	72	69	69	91	103	97	95
Canada	1	1	1	1	0	0	0	0	5	5	5	8	7	8	8	12	19	21	16	16
USA	12	12	16	19	25	51	79	88	100	106	101	114	112	108	105	110	127	119	103	103
North America	13	13	17	20	25	51	79	88	105	111	106	122	119	116	113	122	146	140	119	119
Total	103	103	112	130	160	177	210	236	269	267	274	252	242	232	223	243	307	338	295	291

DATE: MAY 2008 CONTACT DETAILS:

EPRA: Schiphol Boulevard 283, 1118 BH Schiphol Airport, The Netherlands, T +31 20 405 3830, F +31 20 405 3840, E info@epra.com, W www.epra.com
 NAREIT: 1875 Eye Street, N.W., Suite 600, Washington D.C. 20006, USA, T +1 202 739 9400, F + 1 202 739 9401, E info@nareit.com, W www.nareit.com

End-of-Year Constituents Chart

Company	Region	Country	1989	1990	1991	1992	1993	1994	1995	1996	1997	1998	1999	2000	2001	2002	2003	2004	2005	2006	2007	2008	YTD
Abacus Property Group	Asia	Australia																					
AMP Diversified Property Trust	Asia	Australia																					
AMP Industrial Trust	Asia	Australia																					
AMP Shopping Centre	Asia	Australia																					
Australand Property Group	Asia	Australia																					
Babcock & Brown Japan Property Trust	Asia	Australia																					
Bunnings Warehouse Property Trust	Asia	Australia																					
Centro Properties	Asia	Australia																					
Centro Retail Trust	Asia	Australia																					
Centro Shopping America Trust	Asia	Australia																					
CFS Retail Property Trust	Asia	Australia																					
Colonial First State Properties Trust	Asia	Australia																					
Commonwealth Property Office Fund	Asia	Australia																					
DB RREEF Trust	Asia	Australia																					
Deutsche Diversified Trust	Asia	Australia																					
Deutsche Industrial Trust	Asia	Australia																					
Deutsche Office Trust	Asia	Australia																					
FKP Property Group	Asia	Australia																					
Goodman Group	Asia	Australia																					
GPT Group	Asia	Australia																					
ING Industrial Fund	Asia	Australia																					
ING Office Fund	Asia	Australia																					
ING Real Estate Community Living	Asia	Australia																					
Investa Property Group	Asia	Australia																					
Lend Lease Corp.	Asia	Australia																					
Macquarie Countrywide	Asia	Australia																					
Macquarie DDR	Asia	Australia																					
Macquarie Office	Asia	Australia																					
Macquarie Prologis Trust	Asia	Australia																					
Mirvac Group	Asia	Australia																					
Multiplex Group	Asia	Australia																					
Principal America Office Trust	Asia	Australia																					
Principal Office Trust	Asia	Australia																					
Ronin Property Trust	Asia	Australia																					
Rubicon America Trust	Asia	Australia																					
Rubicon Europe Trust	Asia	Australia																					
Stockland	Asia	Australia																					
Sunland Group	Asia	Australia																					

DATE: MAY 2008 CONTACT DETAILS:

EPRA: Schiphol Boulevard 283, 1118 BH Schiphol Airport, The Netherlands, T +31 20 405 3830, F +31 20 405 3840, E info@epra.com, W www.epra.com
 NAREIT: 1875 Eye Street, N.W., Suite 600, Washington D.C. 20006, USA, T +1 202 739 9400, F + 1 202 739 9401, E info@nareit.com, W www.nareit.com

End-of-Year Constituents Chart

Company	Region	Country	1989	1990	1991	1992	1993	1994	1995	1996	1997	1998	1999	2000	2001	2002	2003	2004	2005	2006	2007	2008	YTD
Tishman Speyer Office Fund	Asia	Australia																					
Valad Property Group	Asia	Australia																					
Westfield America	Asia	Australia																					
Westfield Group	Asia	Australia																					
Westfield Holdings	Asia	Australia																					
Westfield Trust	Asia	Australia																					
Agile Property Holdings	Asia	Hong Kong																					
Allied Properties	Asia	Hong Kong																					
Asean Residential	Asia	Hong Kong																					
Asia Oriental	Asia	Hong Kong																					
Asia Standard	Asia	Hong Kong																					
Century City	Asia	Hong Kong																					
Champion REIT	Asia	Hong Kong																					
Cheung Kong Holdings	Asia	Hong Kong																					
Chi Cheung	Asia	Hong Kong																					
China Investment Holdings	Asia	Hong Kong																					
China Land Group	Asia	Hong Kong																					
China Overseas Land & Investment	Asia	Hong Kong																					
China Resources Land	Asia	Hong Kong																					
China State Construction International	Asia	Hong Kong																					
Chinese Estate Holdings	Asia	Hong Kong																					
Chuang's China Investments	Asia	Hong Kong																					
Chuang's Consortium International	Asia	Hong Kong																					
Country Garden	Asia	Hong Kong																					
Dan Form Holdings	Asia	Hong Kong																					
Dynamic Holdings	Asia	Hong Kong																					
Emperor International	Asia	Hong Kong																					
Emperor Investments	Asia	Hong Kong																					
Far East Consortium	Asia	Hong Kong																					
Gold - Face Holdings	Asia	Hong Kong																					
G-Prop Holdings	Asia	Hong Kong																					
Great Eagle Holdings	Asia	Hong Kong																					
GZI REIT	Asia	Hong Kong																					
Hang Lung Group	Asia	Hong Kong																					
Hang Lung Properties	Asia	Hong Kong																					
Henderson China	Asia	Hong Kong																					
Henderson Investors	Asia	Hong Kong																					
Henderson Land Development	Asia	Hong Kong																					

DATE: MAY 2008 CONTACT DETAILS:

EPRA: Schiphol Boulevard 283, 1118 BH Schiphol Airport, The Netherlands, T +31 20 405 3830, F +31 20 405 3840, E info@epra.com, W www.epra.com
 NAREIT: 1875 Eye Street, N.W., Suite 600, Washington D.C. 20006, USA, T +1 202 739 9400, F + 1 202 739 9401, E info@nareit.com, W www.nareit.com

End-of-Year Constituents Chart

Company	Region	Country	1989	1990	1991	1992	1993	1994	1995	1996	1997	1998	1999	2000	2001	2002	2003	2004	2005	2006	2007	2008	YTD
Heritage International Holdings	Asia	Hong Kong																					
HKR International	Asia	Hong Kong																					
Hon Kwok Land Investments	Asia	Hong Kong																					
Hong Kong Fortune	Asia	Hong Kong																					
Hong Kong Land	Asia	Hong Kong																					
Hong Kong Parkview Group	Asia	Hong Kong																					
Hopson Development Holdings	Asia	Hong Kong																					
Hycomm Wireless	Asia	Hong Kong																					
Hysan Development	Asia	Hong Kong																					
Interchina Holdings	Asia	Hong Kong																					
K Wah International Holdings	Asia	Hong Kong																					
Kerry Properties	Asia	Hong Kong																					
Kowloon Development	Asia	Hong Kong																					
Kwong Sand Hong International	Asia	Hong Kong																					
Lai Fung Holdings	Asia	Hong Kong																					
Lai Sun Development	Asia	Hong Kong																					
Link Real Estate Investment Trust	Asia	Hong Kong																					
Lippo Ltd.	Asia	Hong Kong																					
Liu Chong Hing Investments	Asia	Hong Kong																					
Midland Realty Holdings	Asia	Hong Kong																					
Nam Fong International Holdings	Asia	Hong Kong																					
New Century Group Hong Kong	Asia	Hong Kong																					
New City Beijing Development	Asia	Hong Kong																					
New World China Land	Asia	Hong Kong																					
New World Development	Asia	Hong Kong																					
Pacific Century Premium Development	Asia	Hong Kong																					
Pacific Concord Holdings	Asia	Hong Kong																					
Pearl Oriental Holdings	Asia	Hong Kong																					
Prosperity REIT	Asia	Hong Kong																					
Shanghai Real Estate	Asia	Hong Kong																					
Shenzhen Investment	Asia	Hong Kong																					
Shimao Property Holdings	Asia	Hong Kong																					
Shui On Land	Asia	Hong Kong																					
Silver Grant International	Asia	Hong Kong																					
Sino Land	Asia	Hong Kong																					
Sun Hung Kai Properties	Asia	Hong Kong																					
Swire Pacific	Asia	Hong Kong																					
The Wharf Holdings	Asia	Hong Kong																					

DATE: MAY 2008 CONTACT DETAILS:

EPRA: Schiphol Boulevard 283, 1118 BH Schiphol Airport, The Netherlands, T +31 20 405 3830, F +31 20 405 3840, E info@epra.com, W www.epra.com
 NAREIT: 1875 Eye Street, N.W., Suite 600, Washington D.C. 20006, USA, T +1 202 739 9400, F + 1 202 739 9401, E info@nareit.com, W www.nareit.com

End-of-Year Constituents Chart

Company	Region	Country	1989	1990	1991	1992	1993	1994	1995	1996	1997	1998	1999	2000	2001	2002	2003	2004	2005	2006	2007	2008	YTD
Wheelock Properties	Asia	Hong Kong																					
Aeon Mall Co. Ltd	Asia	Japan																					
Cesar	Asia	Japan																					
Daibiru Corp.	Asia	Japan																					
Daikyo	Asia	Japan																					
Diamond City	Asia	Japan																					
Goldcrest	Asia	Japan																					
Hankyu Realty	Asia	Japan																					
Heiwa Real Estate	Asia	Japan																					
Japan Prime Realty Investment	Asia	Japan																					
Japan Real Estate Investment Corporation	Asia	Japan																					
Japan Retail Fund Investment	Asia	Japan																					
Kenedix Realty Investment	Asia	Japan																					
Leopalace21 Corp.	Asia	Japan																					
Mitsubishi Estate	Asia	Japan																					
Mitsui Fudosan Co.	Asia	Japan																					
Mitsui Real Estate Sales	Asia	Japan																					
Mori Trust Sogo REIT	Asia	Japan																					
Nippon Building Fund Inc.	Asia	Japan																					
Nippon Commercial Investment	Asia	Japan																					
Nomura Real Estate Office Fund	Asia	Japan																					
NTT Urban Development	Asia	Japan																					
Orix Jreit Inc.	Asia	Japan																					
Premier Investment Co.	Asia	Japan																					
Shoei	Asia	Japan																					
Sumitomo Realty & Development	Asia	Japan																					
Toc Co.	Asia	Japan																					
Tokyo Tatemono	Asia	Japan																					
Tokyu Land	Asia	Japan																					
Tokyu REIT Inc.	Asia	Japan																					
Towa Real Estate Development	Asia	Japan																					
United Urban Investment	Asia	Japan																					
AMP NZ Office Trust	Asia	New Zealand																					
Kiwi Income Property Trust	Asia	New Zealand																					
Allgreen Properties	Asia	Singapore																					
Allco Commercial Real Estate	Asia	Singapore																					
Ascendas Real Estate Investment Trust	Asia	Singapore																					
CapitaCommercial Trust	Asia	Singapore																					

DATE: MAY 2008 CONTACT DETAILS:

EPRA: Schiphol Boulevard 283, 1118 BH Schiphol Airport, The Netherlands, T +31 20 405 3830, F +31 20 405 3840, E info@epra.com, W www.epra.com
 NAREIT: 1875 Eye Street, N.W., Suite 600, Washington D.C. 20006, USA, T +1 202 739 9400, F + 1 202 739 9401, E info@nareit.com, W www.nareit.com

End-of-Year Constituents Chart

Company	Region	Country	1989	1990	1991	1992	1993	1994	1995	1996	1997	1998	1999	2000	2001	2002	2003	2004	2005	2006	2007	2008	YTD
Capitaland	Asia	Singapore																					
CapitaMall Trust	Asia	Singapore																					
Fortune REIT	Asia	Singapore																					
Guocoland	Asia	Singapore																					
Hongkong Land Holdings	Asia	Singapore																					
Keppel Land	Asia	Singapore																					
K-REIT Asia	Asia	Singapore																					
Mapletree Logistics Trust	Asia	Singapore																					
Pacific Century Regional Development	Asia	Singapore																					
Singapore Land	Asia	Singapore																					
Suntec REIT	Asia	Singapore																					
Tuan Sing Holdings	Asia	Singapore																					
United Overseas Land	Asia	Singapore																					
Wing Tai Holdings	Asia	Singapore																					
CA Immobilien	Europe	Austria																					
Conwert Immobilien	Europe	Austria																					
Immoeast	Europe	Austria																					
Immofinanz	Europe	Austria																					
Sparkassen Immo Invest	Europe	Austria																					
Sparkassen Immobilien	Europe	Austria																					
Befimmo	Europe	Belgium																					
Bern Comofi	Europe	Belgium																					
Cofinimmo	Europe	Belgium																					
Immobel	Europe	Belgium																					
Intervest Offices	Europe	Belgium																					
Leasinvest	Europe	Belgium																					
Warehouses De Pauw	Europe	Belgium																					
Wereldhave Belgium	Europe	Belgium																					
ES Norden	Europe	Denmark																					
Keops	Europe	Denmark																					
Nordicom	Europe	Denmark																					
Sjaelso Gruppen	Europe	Denmark																					
TK Development	Europe	Denmark																					
Citycon	Europe	Finland																					
Sponda	Europe	Finland																					
Technopolis	Europe	Finland																					
Acanthe Developpement	Europe	France																					
Affine	Europe	France																					

DATE: MAY 2008 CONTACT DETAILS:

EPRA: Schiphol Boulevard 283, 1118 BH Schiphol Airport, The Netherlands, T +31 20 405 3830, F +31 20 405 3840, E info@epra.com, W www.epra.com
 NAREIT: 1875 Eye Street, N.W., Suite 600, Washington D.C. 20006, USA, T +1 202 739 9400, F + 1 202 739 9401, E info@nareit.com, W www.nareit.com

End-of-Year Constituents Chart

Company	Region	Country	1989	1990	1991	1992	1993	1994	1995	1996	1997	1998	1999	2000	2001	2002	2003	2004	2005	2006	2007	2008	YTD
Fidei	Europe	France																					
Fonciere Des Regions	Europe	France																					
Fonciere Lyonnaise	Europe	France																					
Gecina	Europe	France																					
Icade	Europe	France																					
Klepierre	Europe	France																					
Locafinanciere	Europe	France																					
Mercialys	Europe	France																					
Sefimeg	Europe	France																					
Silic	Europe	France																					
Simco	Europe	France																					
Societe de la Tour Eiffel	Europe	France																					
Sogeparc	Europe	France																					
Sophia	Europe	France																					
Unibail - Rodamco	Europe	France																					
Union Immobiliere de France	Europe	France																					
Alstria Office	Europe	Germany																					
Bau-Verein Zu Hamburg	Europe	Germany																					
CBB Holding	Europe	Germany																					
Colonia Real Estate	Europe	Germany																					
Deutsche Euroshop	Europe	Germany																					
Deutsche Wohnen	Europe	Germany																					
DIC Asset	Europe	Germany																					
Gagfah	Europe	Germany																					
Hamborner	Europe	Germany																					
IVG Immobilien	Europe	Germany																					
Patrizia Immobilien	Europe	Germany																					
RSE Grundbesitz U-Beteiligung	Europe	Germany																					
Vivacon	Europe	Germany																					
Babis Vovos International	Europe	Greece																					
Eurobank Properties Real Estate Investment	Europe	Greece																					
Lamda Development	Europe	Greece																					
Dunloe Ewart	Europe	Ireland																					
Green Property	Europe	Ireland																					
Aedes	Europe	Italy																					
Beni Stabili	Europe	Italy																					
Gifim	Europe	Italy																					
Immobiliare Grande Distribution	Europe	Italy																					

DATE: MAY 2008 CONTACT DETAILS:

EPRA: Schiphol Boulevard 283, 1118 BH Schiphol Airport, The Netherlands, T +31 20 405 3830, F +31 20 405 3840, E info@epra.com, W www.epra.com
 NAREIT: 1875 Eye Street, N.W., Suite 600, Washington D.C. 20006, USA, T +1 202 739 9400, F + 1 202 739 9401, E info@nareit.com, W www.nareit.com

End-of-Year Constituents Chart

Company	Region	Country	1989	1990	1991	1992	1993	1994	1995	1996	1997	1998	1999	2000	2001	2002	2003	2004	2005	2006	2007	2008	YTD
Immobiliare Metanopoli	Europe	Italy																					
IPI	Europe	Italy																					
Jolly Hotels	Europe	Italy																					
Pirelli & Co. Real Estate	Europe	Italy																					
Premafin	Europe	Italy																					
Risanamento	Europe	Italy																					
Unione Immobiliare	Europe	Italy																					
AM N.V.	Europe	Netherlands																					
Corio	Europe	Netherlands																					
Eurocommercial Properties	Europe	Netherlands																					
Haslemere	Europe	Netherlands																					
Nieuwe Steen Investments	Europe	Netherlands																					
ProLogis European Properties	Europe	Netherlands																					
Rodamco	Europe	Netherlands																					
Rodamco Europe	Europe	Netherlands																					
Rodamco Retail Nederland	Europe	Netherlands																					
Uni-Invest	Europe	Netherlands																					
Vastned Offices/Industrial	Europe	Netherlands																					
Vastned Retail	Europe	Netherlands																					
Wereldhave	Europe	Netherlands																					
Avantor	Europe	Norway																					
Choice Hotels	Europe	Norway																					
Norgani Hotels	Europe	Norway																					
Norwegian Property	Europe	Norway																					
Olav Thon	Europe	Norway																					
Steen & Strom	Europe	Norway																					
Globe Trade Centre	Europe	Poland																					
Mundicenter	Europe	Portugal																					
Sonae Imobilaria	Europe	Portugal																					
Inmobiliaria Colonial	Europe	Spain																					
Metrovacesa	Europe	Spain																					
Renta Corp Real Estate	Europe	Spain																					
Testa Inmuebles En Renta (Prima Inmobiliara)	Europe	Spain																					
Vallehermoso	Europe	Spain																					
Asticus	Europe	Sweden																					
Bostads AB Drott	Europe	Sweden																					
Castellum	Europe	Sweden																					
Custos	Europe	Sweden																					

DATE: MAY 2008 CONTACT DETAILS:

EPRA: Schiphol Boulevard 283, 1118 BH Schiphol Airport, The Netherlands, T +31 20 405 3830, F +31 20 405 3840, E info@epra.com, W www.epra.com
 NAREIT: 1875 Eye Street, N.W., Suite 600, Washington D.C. 20006, USA, T +1 202 739 9400, F + 1 202 739 9401, E info@nareit.com, W www.nareit.com

End-of-Year Constituents Chart

Company	Region	Country	1989	1990	1991	1992	1993	1994	1995	1996	1997	1998	1999	2000	2001	2002	2003	2004	2005	2006	2007	2008	YTD
Diligentia	Europe	Sweden																					
Dios Anders	Europe	Sweden																					
Fabege	Europe	Sweden																					
Fabege (ex Drott March 2004)	Europe	Sweden																					
Fabege (ex Wihlborgs May 2005)	Europe	Sweden																					
Fast Balder	Europe	Sweden																					
Hufvudstaden A	Europe	Sweden																					
JM	Europe	Sweden																					
Klovern AB	Europe	Sweden																					
Kungsleden	Europe	Sweden																					
Lundbergs B	Europe	Sweden																					
Mandamus Fastigheter	Europe	Sweden																					
Nackebro	Europe	Sweden																					
Norrporten	Europe	Sweden																					
Pandox	Europe	Sweden																					
Piren	Europe	Sweden																					
Platzer	Europe	Sweden																					
Prifast	Europe	Sweden																					
Storheden Fastighets	Europe	Sweden																					
Tornet Fastighets	Europe	Sweden																					
Wihlborgs Fastigheter	Europe	Sweden																					
Allreal Holdings	Europe	Switzerland																					
Intershop B	Europe	Switzerland																					
Maag B	Europe	Switzerland																					
PSP Swiss Property	Europe	Switzerland																					
REG Real Estate Group	Europe	Switzerland																					
Swiss Prime Site	Europe	Switzerland																					
Zueblin Immobilien Holding	Europe	Switzerland																					
Asda Property Holdings	Europe	UK																					
Ashtenne Holdings	Europe	UK																					
Assura	Europe	UK																					
Benchmark Group	Europe	UK																					
Big Yellow Group	Europe	UK																					
BPT	Europe	UK																					
British Land Corp.	Europe	UK																					
Brixton	Europe	UK																					
Burford Holdings	Europe	UK																					
Canary Wharf Group	Europe	UK																					

DATE: MAY 2008 CONTACT DETAILS:

EPRA: Schiphol Boulevard 283, 1118 BH Schiphol Airport, The Netherlands, T +31 20 405 3830, F +31 20 405 3840, E info@epra.com, W www.epra.com
 NAREIT: 1875 Eye Street, N.W., Suite 600, Washington D.C. 20006, USA, T +1 202 739 9400, F + 1 202 739 9401, E info@nareit.com, W www.nareit.com

End-of-Year Constituents Chart

Company	Region	Country	1989	1990	1991	1992	1993	1994	1995	1996	1997	1998	1999	2000	2001	2002	2003	2004	2005	2006	2007	2008	YTD
Capital & Regional Property	Europe	UK																					
Capital Shopping Centers	Europe	UK																					
Chelsfield	Europe	UK																					
CLS Holdings	Europe	UK																					
Compco Holdings	Europe	UK																					
Daejan Holdings	Europe	UK																					
Delancey Estates	Europe	UK																					
Dencora	Europe	UK																					
Derwent London Holdings	Europe	UK																					
Development Securities	Europe	UK																					
Eskmuir	Europe	UK																					
F&C Commercial Property Trust	Europe	UK																					
Freeport	Europe	UK																					
Frogmore Estates	Europe	UK																					
Grainger Trust	Europe	UK																					
Grantchester Holdings	Europe	UK																					
Great Portland Estates	Europe	UK																					
Hammerson	Europe	UK																					
Helical Bar	Europe	UK																					
ING UK Real Estate Income Trust	Europe	UK																					
Invista Foundation Property Trust	Europe	UK																					
Invesco UK Property Income Trust	Europe	UK																					
ISIS Property Trust 2 Ltd	Europe	UK																					
ISIS Property Trust Ltd	Europe	UK																					
James Smith Estates	Europe	UK																					
Jermyn Investment Properties	Europe	UK																					
Land Securities Group	Europe	UK																					
Liberty International	Europe	UK																					
London Merchant Securities	Europe	UK																					
London Merchant Securities Dfd	Europe	UK																					
Mapeley	Europe	UK																					
Marylebone Warwick Balfour Group	Europe	UK																					
McKay Securities	Europe	UK																					
MEPC	Europe	UK																					
Minerva	Europe	UK																					
Moorfield Group	Europe	UK																					
Mucklow (A.& J.) Group	Europe	UK																					
NHP	Europe	UK																					

DATE: MAY 2008 CONTACT DETAILS:

EPRA: Schiphol Boulevard 283, 1118 BH Schiphol Airport, The Netherlands, T +31 20 405 3830, F +31 20 405 3840, E info@epra.com, W www.epra.com
 NAREIT: 1875 Eye Street, N.W., Suite 600, Washington D.C. 20006, USA, T +1 202 739 9400, F + 1 202 739 9401, E info@nareit.com, W www.nareit.com

End-of-Year Constituents Chart

Company	Region	Country	1989	1990	1991	1992	1993	1994	1995	1996	1997	1998	1999	2000	2001	2002	2003	2004	2005	2006	2007	2008	YTD
Pillar Property	Europe	UK																					
Plaza Centers NV	Europe	UK																					
Primary Health Properties	Europe	UK																					
Quintain Estates & Development	Europe	UK																					
Raglan Properties	Europe	UK																					
Saville Gordon Estates	Europe	UK																					
Scottish Met	Europe	UK																					
Shaftesbury	Europe	UK																					
SEGRO	Europe	UK																					
St.Modwen Properties	Europe	UK																					
Standard Life Inv Prop Income Trust	Europe	UK																					
Teesland Advantage Property Income Trust	Europe	UK																					
Tops Estates	Europe	UK																					
Town Centre Securities	Europe	UK																					
UK Balanced Property Trust	Europe	UK																					
UK Commercial Property Trust	Europe	UK																					
Unite Group	Europe	UK																					
Warner Estate Holdings	Europe	UK																					
Wates City of London	Europe	UK																					
Westbury Property Fund	Europe	UK																					
Workspace Group	Europe	UK																					
Alexis Nihon REIT	North America	Canada																					
Allied Properties REIT	North America	Canada																					
Boardwalk Real Estate Investment Trust	North America	Canada																					
BPO Properties	North America	Canada																					
Brookfield Properties Corp.	North America	Canada																					
Calloway REIT	North America	Canada																					
Canadian Apartment Properties REIT	North America	Canada																					
Canadian Hotel Income Properties REIT	North America	Canada																					
Canadian REIT	North America	Canada																					
Chartwell Seniors Housing REIT	North America	Canada																					
Cominar REIT	North America	Canada																					
Dundee Real Estate Investment Trust	North America	Canada																					
Extencicare Real Estate Investment Trust	North America	Canada																					
First Capital Realty	North America	Canada																					
H & R REIT	North America	Canada																					
InnVest Real Estate Investment Trust	North America	Canada																					
IPC US Real Estate	North America	Canada																					

DATE: MAY 2008 CONTACT DETAILS:

EPRA: Schiphol Boulevard 283, 1118 BH Schiphol Airport, The Netherlands, T +31 20 405 3830, F +31 20 405 3840, E info@epra.com, W www.epra.com
 NAREIT: 1875 Eye Street, N.W., Suite 600, Washington D.C. 20006, USA, T +1 202 739 9400, F + 1 202 739 9401, E info@nareit.com, W www.nareit.com

End-of-Year Constituents Chart

Company	Region	Country	1989	1990	1991	1992	1993	1994	1995	1996	1997	1998	1999	2000	2001	2002	2003	2004	2005	2006	2007	2008	YTD
Legacy Hotels REIT	North America	Canada																					
Morguard Real Estate Investment Trust	North America	Canada																					
Northern Property REIT	North America	Canada																					
O & Y Real Estate	North America	Canada																					
Oxford Properties Group	North America	Canada																					
Primaris Retail REIT	North America	Canada																					
Residential Equities REIT	North America	Canada																					
Retirement Residences REIT	North America	Canada																					
Riocan REIT	North America	Canada																					
Summit Real Estate	North America	Canada																					
Sunrise Senior Living Real Estate	North America	Canada																					
Trizec Hahn Corp.	North America	Canada																					
Acadia Realty	North America	USA																					
Hilltop Holdings	North America	USA																					
Agree Realty	North America	USA																					
Alexanders Inc.	North America	USA																					
Alexandria Real Estate Equity	North America	USA																					
AMB Property	North America	USA																					
American Campus Communities	North America	USA																					
American Financial Realty Trust	North America	USA																					
AMLI Residential Property Trust	North America	USA																					
Anthracite Capital	North America	USA																					
Apartment Investment Management	North America	USA																					
Archstone-Smith Trust	North America	USA																					
Arden Realty	North America	USA																					
Ashford Hospitality Trust	North America	USA																					
Associated Estates Realty	North America	USA																					
Avalonbay Communities	North America	USA																					
Bedford Property Investors	North America	USA																					
BioMed Realty Trust	North America	USA																					
BNP Residential Properties	North America	USA																					
Boca Resorts	North America	USA																					
Boston Property	North America	USA																					
Boykin Lodging	North America	USA																					
Brandywine Realty	North America	USA																					
BRE Properties	North America	USA																					
Burnham Pacific Properties	North America	USA																					
Cabot	North America	USA																					

DATE: MAY 2008 CONTACT DETAILS:

EPRA: Schiphol Boulevard 283, 1118 BH Schiphol Airport, The Netherlands, T +31 20 405 3830, F +31 20 405 3840, E info@epra.com, W www.epra.com
 NAREIT: 1875 Eye Street, N.W., Suite 600, Washington D.C. 20006, USA, T +1 202 739 9400, F + 1 202 739 9401, E info@nareit.com, W www.nareit.com

End-of-Year Constituents Chart

Company	Region	Country	1989	1990	1991	1992	1993	1994	1995	1996	1997	1998	1999	2000	2001	2002	2003	2004	2005	2006	2007	2008	YTD
Camden Property	North America	USA																					
Capital Automotive Trust	North America	USA																					
Carramerica Trust	North America	USA																					
Catellus Development Corp.	North America	USA																					
CBL & Associates Properties	North America	USA																					
Cedar Shopping Centers	North America	USA																					
Center Trust	North America	USA																					
Centerpoint Properties	North America	USA																					
Centracore Properties Trust	North America	USA																					
Charles E Smith Residential Realty	North America	USA																					
Chateau Communities	North America	USA																					
Chelsea Property Group	North America	USA																					
Choice Hotels	North America	USA																					
Colonial Properties	North America	USA																					
Columbia Equity Trust Inc.	North America	USA																					
Cornerstone Realty Income Trust	North America	USA																					
Corporate Office Properties	North America	USA																					
Corrections Corporation of America	North America	USA																					
Cousins Property	North America	USA																					
Crescent Real Estate Equity Corp.	North America	USA																					
Crestline Capital	North America	USA																					
Criimi Mae Inc.	North America	USA																					
Crown American Realty	North America	USA																					
CRT Properties	North America	USA																					
DCT Industrial Trust	North America	USA																					
Developers Diversified Realty	North America	USA																					
Diamondrock Hospitality	North America	USA																					
Digital Realty Trust	North America	USA																					
Douglas Emmett	North America	USA																					
Duke Realty Corp	North America	USA																					
Dupont Fabros Technology	North America	USA																					
Dynex Capital	North America	USA																					
Eastgroup Properties	North America	USA																					
Education Realty Trust	North America	USA																					
Entertainment Properties Trust	North America	USA																					
Equity Inns	North America	USA																					
Equity Lifestyle Properties	North America	USA																					
Equity Office Properties	North America	USA																					

DATE: MAY 2008 CONTACT DETAILS:

EPRA: Schiphol Boulevard 283, 1118 BH Schiphol Airport, The Netherlands, T +31 20 405 3830, F +31 20 405 3840, E info@epra.com, W www.epra.com
 NAREIT: 1875 Eye Street, N.W., Suite 600, Washington D.C. 20006, USA, T +1 202 739 9400, F + 1 202 739 9401, E info@nareit.com, W www.nareit.com

End-of-Year Constituents Chart

Company	Region	Country	1989	1990	1991	1992	1993	1994	1995	1996	1997	1998	1999	2000	2001	2002	2003	2004	2005	2006	2007	2008	YTD
Equity One Inc	North America	USA																					
Equity Residential	North America	USA																					
Essex Property Trust	North America	USA																					
Extended Stay America	North America	USA																					
Extra Space Storage	North America	USA																					
Federal Realty Investors	North America	USA																					
FelCor Lodging	North America	USA																					
First Industrial Realty Trust	North America	USA																					
First Potomac Realty Trust	North America	USA																					
Forest City A	North America	USA																					
Franchise Finance Corp. of America	North America	USA																					
Gables Residential Trust	North America	USA																					
General Growth Properties	North America	USA																					
Getty Realty	North America	USA																					
Glenborough Realty Trust	North America	USA																					
Glimcher Realty Trust	North America	USA																					
Global Signal Inc.	North America	USA																					
GMH Communities Trust	North America	USA																					
Golf Trust America	North America	USA																					
Government Properties Trust	North America	USA																					
Gramercy Capital Corp	North America	USA																					
Great Lakes REIT	North America	USA																					
Health Care Property Investments	North America	USA																					
Healthcare Realty Trust	North America	USA																					
Healthcare REIT	North America	USA																					
Heritage Property Investments	North America	USA																					
Hersha Hospitality Trust A	North America	USA																					
Highland Hospitality	North America	USA																					
Highwoods Properties	North America	USA																					
Hilton Hotels	North America	USA																					
Home Properties	North America	USA																					
Hospitality Properties Trust	North America	USA																					
Host Hotels & Resorts	North America	USA																					
HRPT Properties	North America	USA																					
Inland Real Estate	North America	USA																					
Innkeepers USA Trust	North America	USA																					
Investors Real Estate Trust	North America	USA																					
IRT Property	North America	USA																					

DATE: MAY 2008 CONTACT DETAILS:

EPRA: Schiphol Boulevard 283, 1118 BH Schiphol Airport, The Netherlands, T +31 20 405 3830, F +31 20 405 3840, E info@epra.com, W www.epra.com
NAREIT: 1875 Eye Street, N.W., Suite 600, Washington D.C. 20006, USA, T +1 202 739 9400, F + 1 202 739 9401, E info@nareit.com, W www.nareit.com

End-of-Year Constituents Chart

Company	Region	Country	1989	1990	1991	1992	1993	1994	1995	1996	1997	1998	1999	2000	2001	2002	2003	2004	2005	2006	2007	2008	YTD
JDN Realty Corp.	North America	USA																					
JP Realty	North America	USA																					
Keystone Property Trust	North America	USA																					
Kilroy Realty	North America	USA																					
Kimco Realty Corp.	North America	USA																					
Kite Realty Group Trust	North America	USA																					
Konover Property	North America	USA																					
Kramont Realty Trust	North America	USA																					
La Quinta Properties	North America	USA																					
LaSalle Hotel Properties	North America	USA																					
Lexington Realty Trust	North America	USA																					
Liberty Property Trust	North America	USA																					
LTC Properties	North America	USA																					
Macerich	North America	USA																					
Mack Cali Realty	North America	USA																					
Maguire Properties	North America	USA																					
Manor Care	North America	USA																					
Medical Properties Trust	North America	USA																					
Meristar Hospitality	North America	USA																					
Mid-America Apartment Communities	North America	USA																					
Mid-Atlantic Realty Trust	North America	USA																					
Mission West Properties	North America	USA																					
National Golf Properties	North America	USA																					
National Health Investors	North America	USA																					
National Healthcare	North America	USA																					
National Retail Properties	North America	USA																					
Nationwide Health Properties	North America	USA																					
New Plan Excel Realty Trust	North America	USA																					
Omega Healthcare REIT	North America	USA																					
Orient Express Hotels	North America	USA																					
Pan Pacific Retail Properties	North America	USA																					
Parkway Properties	North America	USA																					
Pennsylvania Real Estate Investment Trust	North America	USA																					
Post Properties	North America	USA																					
Prentiss Properties Trust	North America	USA																					
Prime Group Realty Trust	North America	USA																					
Prime Hospitality	North America	USA																					
Prime Legacy	North America	USA																					

DATE: MAY 2008 CONTACT DETAILS:

EPRA: Schiphol Boulevard 283, 1118 BH Schiphol Airport, The Netherlands, T +31 20 405 3830, F +31 20 405 3840, E info@epra.com, W www.epra.com
 NAREIT: 1875 Eye Street, N.W., Suite 600, Washington D.C. 20006, USA, T +1 202 739 9400, F + 1 202 739 9401, E info@nareit.com, W www.nareit.com

End-of-Year Constituents Chart

Company	Region	Country	1989	1990	1991	1992	1993	1994	1995	1996	1997	1998	1999	2000	2001	2002	2003	2004	2005	2006	2007	2008	YTD
Prologis	North America	USA																					
PS Business Parks	North America	USA																					
Public Storage	North America	USA																					
Ramco-Gershenson Properties	North America	USA																					
Realty Income	North America	USA																					
Reckson Associates Realty Corp. A	North America	USA																					
Reckson Associates Realty Corp. B	North America	USA																					
Regency Centers	North America	USA																					
Republic Property	North America	USA																					
RFS Hotel Investors	North America	USA																					
Saul Centers	North America	USA																					
Senior Housing Property Trust	North America	USA																					
Shurgard Storage Centers	North America	USA																					
Simon Property Group	North America	USA																					
Sizeler Property Investors	North America	USA																					
SL Green Realty	North America	USA																					
Sovran Self Storage	North America	USA																					
Spirit Finance Corp.	North America	USA																					
Starwood Hotels & Resorts	North America	USA																					
Storage USA	North America	USA																					
Strategic Hotels & Resorts	North America	USA																					
Summit Properties	North America	USA																					
Sun Communities	North America	USA																					
Sunstone Hotel Investors	North America	USA																					
Tanger Factory Outlet Center	North America	USA																					
Taubman Centers	North America	USA																					
The Mills Corporation	North America	USA																					
The Rouse Corporation	North America	USA																					
The St. Joe Company	North America	USA																					
Town and Country Trust	North America	USA																					
Trizec Properties	North America	USA																					
Trustreet Properties	North America	USA																					
UDR	North America	USA																					
Universal Health Realty Income	North America	USA																					
Urstadt Biddle Properties	North America	USA																					
U-Store-It Trust	North America	USA																					
Ventas Inc	North America	USA																					
Vornado Realty	North America	USA																					

DATE: MAY 2008 CONTACT DETAILS:

EPRA: Schiphol Boulevard 283, 1118 BH Schiphol Airport, The Netherlands, T +31 20 405 3830, F +31 20 405 3840, E info@epra.com, W www.epra.com
 NAREIT: 1875 Eye Street, N.W., Suite 600, Washington D.C. 20006, USA, T +1 202 739 9400, F + 1 202 739 9401, E info@nareit.com, W www.nareit.com

End-of-Year Constituents Chart

Company	Region	Country	1989	1990	1991	1992	1993	1994	1995	1996	1997	1998	1999	2000	2001	2002	2003	2004	2005	2006	2007	2008	YTD
Washington Real Estate Investments	North America	USA																					
Weingarten Realty Investors	North America	USA																					
Windrose Medical Properties	North America	USA																					
Winston Hotels	North America	USA																					
Winthrop Realty Trust	North America	USA																					
Wyndham International	North America	USA																					

DATE: MAY 2008 CONTACT DETAILS:

EPRA: Schiphol Boulevard 283, 1118 BH Schiphol Airport, The Netherlands, T +31 20 405 3830, F +31 20 405 3840, E info@epra.com, W www.epra.com
 NAREIT: 1875 Eye Street, N.W., Suite 600, Washington D.C. 20006, USA, T +1 202 739 9400, F + 1 202 739 9401, E info@nareit.com, W www.nareit.com

Section 7

Details on Methodology

DATE: MAY 2008 CONTACT DETAILS:

EPRA: Schiphol Boulevard 283, 1118 BH Schiphol Airport, The Netherlands, T +31 20 405 3830, F +31 20 405 3840, E info@epra.com, W www.epra.com
NAREIT: 1875 Eye Street, N.W., Suite 600, Washington D.C. 20006, USA, T +1 202 739 9400, F + 1 202 739 9401, E info@nareit.com, W www.nareit.com

Asset Class Comparisons and Correlations

The asset classes are defined as follows. For real estate, the FTSE EPRA/NAREIT indices are used. For broad equities, the national headline index is used (i.e. FTSE 100, CAC 40 etc.) and for multi-country profiles, the FTSE All-world index series is used. For bonds, the JPMorgan Bond index series is used.

Average True Range

The difference between the 1Y high and the 1Y low in index points. A higher reading indicates a higher volatility.

Beta Coefficient

The Beta Coefficient is a measure of a portfolio in relation to the rest of the financial market. It is calculated as follows:

$$\text{Beta} = \frac{\text{Covariance}(10\text{Y Average Returns Broad Equities and } 10\text{Y Average Returns Real Estate})}{\text{Variance Real Estate}} * 100$$

Bollinger Bands

A set of Bollinger Bands are a tool that can be used to measure the 'high-ness' or 'low-ness' of the price relative to the previous one, and acts as a measure of volatility. The Bollinger Bands consist of three lines: a middle band showing a simple moving average, an upper band located at twice the standard deviation above the middle band, and a lower band located at twice the standard deviation below the middle band.

Capital Allocation Line

The CAL is the line between a risky asset (either a real estate portfolio or a broad equity portfolio), and the risk-free rate. The risk-free rate is derived by extrapolating the line between the risky asset and the JPMorgan bond index.

Dividend Yields

The dividend market capitalisation (defined as the dividend multiplied by the shares in issue and free float percentage) paid during the last twelve months as a percentage of the investable market capitalisation of the index.

Efficient Frontier

The efficient frontier shows the minimum variance portfolio (or least risky portfolio) for a given rate of return. The resulting line shows the most efficient portfolio for any given combination of risk and return.

Equally Weighted Value-at-Risk

The Value-at-Risk of an index is calculated by multiplying the market capitalisation of an index by the 10Y standard deviation of the index. Equally weighted refers to that older observations are given the same weight as the more recent observations.

Investment Horizons

The ratio of the average monthly return divided by the average monthly volatility over the specified periods, 1 to 18 years.

Moving Averages

The oscillator compares the long term (5Y) average with the short term (1Y) average. When these two lines cross a change in trend is identified. The graph shows the difference between the long term and short term. A negative difference indicates a downward trend, and a positive difference indicates an upward trend.

DATE: MAY 2008 CONTACT DETAILS:

EPRA: Schiphol Boulevard 283, 1118 BH Schiphol Airport, The Netherlands, T +31 20 405 3830, F +31 20 405 3840, E info@epra.com, W www.epra.com
NAREIT: 1875 Eye Street, N.W., Suite 600, Washington D.C. 20006, USA, T +1 202 739 9400, F + 1 202 739 9401, E info@nareit.com, W www.nareit.com

Relative Strength Indicator

The Relative Strength Indicator is an index between 0 and 100. A value between 70 and 100 indicates that the market is overbought, and a value between 0 and 30 indicates the market is oversold. The RSI is calculated using the following formula:

$$RSI = 100 - \left[\frac{100}{\left(1 + \text{ABS} \left\{ \frac{1Y \text{ Average Monthly Gain}}{1Y \text{ Average Monthly Loss}} \right\} \right)} \right]$$

Retracement Levels

The Fibonacci ratios (0.618, 0.50 and 0.382) are applied to the range between the 1Y High and 1Y Low.

Retracement levels are important in the case of a "changing market", i.e. when the index breaks out of its trend.

When the index breaks out of a long-term upward trend and starts a downward correction, the retracement levels show support levels.

When the index breaks out of a long-term downward trend and starts an upward correction, the retracement levels show resistance levels.

Risk/Return Profiles

The risk/return profile-value is determined by the 10Y average risk (calculated by the standard deviation) on the X-axis and the 10Y average return on the Y-axis.

Sharpe Ratio

The Sharpe ratio is a measure of the excess return (or Risk Premium) above the risk free rate (as measured by the JPMorgan Bond index) per unit of risk in an investment asset or a trading strategy. It is calculated as follows:

$$\text{Sharpe} = \frac{(10Y \text{ average return of the index} - 10Y \text{ average return of the risk free rate})}{10Y \text{ Volatility}}$$

Technical Analysis

This is an attempt to indicate long term trends in the movement of the index.

PLEASE NOTE: Identifying these trends, especially the resistance and support levels, is subjective and expresses the views of the author only and not necessarily the view of EPRA. Please refer to pages 97 and 98 for further details.

Velocity

This liquidity measure is calculated by the number of shares traded over a 12-month period divided by the free-float adjusted shares in issue at the end of the period.

Volatility

The volatility shows the variability of returns over a 12-month period, revealing the extent by which the returns of an index value change from the average.

Low volatility indicates the returns for an index have stayed quite close to the average whereas a high volatility would indicate a larger fluctuation over the time period. Volatility can therefore be seen as a market measure for risk.

DATE: MAY 2008 CONTACT DETAILS:

EPRA: Schiphol Boulevard 283, 1118 BH Schiphol Airport, The Netherlands, T +31 20 405 3830, F +31 20 405 3840, E info@epra.com, W www.epra.com
NAREIT: 1875 Eye Street, N.W., Suite 600, Washington D.C. 20006, USA, T +1 202 739 9400, F + 1 202 739 9401, E info@nareit.com, W www.nareit.com

Section 8

Data Vendor Codes

DATE: MAY 2008 CONTACT DETAILS:

EPRA: Schiphol Boulevard 283, 1118 BH Schiphol Airport, The Netherlands, T +31 20 405 3830, F +31 20 405 3840, E info@epra.com, W www.epra.com
NAREIT: 1875 Eye Street, N.W., Suite 600, Washington D.C. 20006, USA, T +1 202 739 9400, F + 1 202 739 9401, E info@nareit.com, W www.nareit.com

Index	Price Indices					Gross Total Return Indices						Net Total Return Indices					
	EUR	USD	GBP	JPY	Local	EUR	USD	GBP	JPY	AUD	Local	EUR	USD	GBP	JPY	AUD	Local
ASIA 33 INDEX					EN33 (HKD)												
ASIA DIVERSIFIED INDEX	EGADE	EGADU	EGADG	EGADJ	EGADA	TEGADE	TEGADU	TEGADG	TEGADJ	TEGADA							
ASIA DIVIDEND+ INDEX	ENAD																
ASIA EX AUSTRALIA DIVERSIFIED INDEX	EAADIE	EAADU	EAADG	EAADJ	EAADA	TEAADE	TEAADU	TEAADG	TEAADJ	TEAADA							
ASIA EX AUSTRALIA HEALTHCARE INDEX	EAHIE	EAHJU	EAHJG	EAHJU	EAHJH	TEAHIE	TEAHJU	TEAHJG	TEAHJU	TEAHJH							
ASIA EX AUSTRALIA INDEX	EPAAE	EPAAU	EPAAJ	EPAAJ	EPAAH	TEPAAE	TEPAAU	TEPAAG	TEPAAJ	TEPAAH			TRPAAE	TRPAAU	TRPAAG	TRPAAJ	
ASIA EX AUSTRALIA INDUSTRIAL INDEX	EAHIE	EAHJU	EAHJG	EAHJU	EAHJH	TEAHIE	TEAHJU	TEAHJG	TEAHJU	TEAHJH							
ASIA EX AUSTRALIA INDUSTRIAL/OFFICE MIXED INDEX	EAHIE	EAHJU	EAHJG	EAHJU	EAHJH	TEAHIE	TEAHJU	TEAHJG	TEAHJU	TEAHJH							
ASIA EX AUSTRALIA LOGGING/RESORTS INDEX	EAHIE	EAHJU	EAHJG	EAHJU	EAHJH	TEAHIE	TEAHJU	TEAHJG	TEAHJU	TEAHJH							
ASIA EX AUSTRALIA NON-RETAIL INDEX	EAHIE	EAHJU	EAHJG	EAHJU	EAHJH	TEAHIE	TEAHJU	TEAHJG	TEAHJU	TEAHJH							
ASIA EX AUSTRALIA OFFICE INDEX	EAHIE	EAHJU	EAHJG	EAHJU	EAHJH	TEAHIE	TEAHJU	TEAHJG	TEAHJU	TEAHJH							
ASIA EX AUSTRALIA RENTAL INDEX	EAHIE	EAHJU	EAHJG	EAHJU	EAHJH	TEAHIE	TEAHJU	TEAHJG	TEAHJU	TEAHJH							
ASIA EX AUSTRALIA RETAIL INDEX	EAHIE	EAHJU	EAHJG	EAHJU	EAHJH	TEAHIE	TEAHJU	TEAHJG	TEAHJU	TEAHJH							
ASIA EX AUSTRALIA SELF STORAGE INDEX	EAHIE	EAHJU	EAHJG	EAHJU	EAHJH	TEAHIE	TEAHJU	TEAHJG	TEAHJU	TEAHJH							
ASIA EX AUSTRALIA RESIDENTIAL INDEX	EAHIE	EAHJU	EAHJG	EAHJU	EAHJH	TEAHIE	TEAHJU	TEAHJG	TEAHJU	TEAHJH							
ASIA EX AUSTRALIA SPECIALTY INDEX	EAHIE	EAHJU	EAHJG	EAHJU	EAHJH	TEAHIE	TEAHJU	TEAHJG	TEAHJU	TEAHJH							
ASIA INDEX	EGAS	UGAS	YGAS	YGAS	YGAS	REGA	RUGA	RGGA	RYAS				TRGASE	TRGASU	TRGASG	TRGASJ	
ASIA INDUSTRIAL INDEX	EGAI	EGAU	EGAG	EGAJ	EGAA	TEGAI	TEGAU	TEGAG	TEGAJ	TEGAA							
ASIA LOGGING/RESORTS INDEX	EGAI	EGAU	EGAG	EGAJ	EGAA	TEGAI	TEGAU	TEGAG	TEGAJ	TEGAA							
ASIA NON-REITS INDEX	ENASE	ENASU	ENASG	ENASJ	ENASA	TENASE	TENASU	TENASG	TENASJ	TENASA							
ASIA OFFICE INDEX	EGAFE	EGAFU	EGAFG	EGAFJ	EGAFH	TEGAFE	TEGAFU	TEGAFG	TEGAFJ	TEGAFH							
ASIA PAC EX JPN EX AUS LIQUID INDEX	GSLOAPE	GSLOAPU	GSLOAPG	GSLOAPJ	GSLOAPA	TGSLOAPE	TGSLOAPU	TGSLOAPG	TGSLOAPJ	TGSLOAPA							
ASIA REITS INDEX	ERASE	ERASU	ERASG	ERASJ	ERASA	TERASE	TERASU	TERASG	TERASJ	TERASA							
ASIA RESIDENTIAL INDEX	EGATE	EGATU	EGATG	EGATJ	EGATA	TEGATE	TEGATU	TEGATG	TEGATJ	TEGATA							
ASIA RETAIL INDEX	EGATE	EGATU	EGATG	EGATJ	EGATA	TEGATE	TEGATU	TEGATG	TEGATJ	TEGATA							
AUSTRALIA HEDGED IN US\$ INDEX	ELHAU					TELHAU											FTAHJST
AUSTRALIA INDEX	ELHAU	UNU	PLAU	YLAU	ELAU	REAU	RUAU	RPAU	RYAU	RDUAU							TRLAUE
AUSTRALIA LIQUID INDEX	LIQELAU	LIQELAU	LIQELAU	LIQELAU	LIQELAU	TLQELAU	TLQELAU	TLQELAU	TLQELAU	TLQELAU							
AUSTRIA INDEX	EPAS	UPAS	PPAS	YPAS		RPPAS	RUPAS	RPAS	RYAS				TRPASE	TRPASU	TRPASG	TRPASJ	
BELGIUM INDEX	EPBL	UPBL	PPBL	YPBL		RPPBL	RUPBL	RPBL	RYBL				TRPBLE	TRPBLU	TRPBLG	TRPBLJ	
CANADA INDEX	ENCA	UNCA	PLCA	YUCA		RCAE	RCUA	RPCA	RYCA								TRCAL (CAD)
CUSTOM GLOBAL INDEX INDEX	FTGIEUR	FTGLSD				FTGIEUR	FTGLSTR										FTGLCTR
CZECH REPUBLIC INDEX																	
DENMARK INDEX	EPDK	UPDK	PPDK	YPDK		RPPDK	RUPDK	RPDK	RYDK								RLDK (DKK)
EUROPE CAPPED INDEX	EORA					TEORA											
EUROPE DIVERSIFIED INDEX	EPRDE	EPRDU	EPRDG	EPRDJ	EPRDA	TEPRDE	TEPRDU	TEPRDG	TEPRDJ	TEPRDA							
EUROPE EURO ZONE CAPPED INDEX	EOEU	UEEU	PEEU	YEUU		REEU	RUEU	PEEU	RYEU								
EUROPE EURO ZONE DIVERSIFIED INDEX	EPEDE	EPEDU	EPEDG	EPEDJ	EPEDA	TEPEDE	TEPEDU	TEPEDG	TEPEDJ	TEPEDA							
EUROPE EURO ZONE INDEX	EPEU	UEEU	PEEU	YEUU		REEU	RUEU	PEEU	RYEU				NEPEU	NUPEU	NPPEU	NYPEU	
EUROPE EURO ZONE INDUSTRIAL INDEX	EPEIE	EPEIU	EPEIG	EPEIJ	EPEIA	TEPEIE	TEPEIU	TEPEIG	TEPEIJ	TEPEIA							
EUROPE EURO ZONE OFFICE INDEX	EPEFE	EPEFU	EPEFG	EPEFJ	EPEFA	TEPEFE	TEPEFU	TEPEFG	TEPEFJ	TEPEFA							
EUROPE EURO ZONE RESIDENTIAL INDEX	EPEFE	EPEFU	EPEFG	EPEFJ	EPEFA	TEPEFE	TEPEFU	TEPEFG	TEPEFJ	TEPEFA							
EUROPE EURO ZONE RETAIL INDEX	EPEFE	EPEFU	EPEFG	EPEFJ	EPEFA	TEPEFE	TEPEFU	TEPEFG	TEPEFJ	TEPEFA							
EUROPE EX UK CAPPED INDEX	EOUK					TEOUK											
EUROPE EX UK DIVIDEND+ INDEX	ENDP																
EUROPE EX UK INDEX	EOUK					TEOUK											
EUROPE EX UK LIQUID INDEX	GSLOEUE	GSLOEUU	GSLOEUG	GSLOEUJ	GSLOEUA	TGSLOEUE	TGSLOEUU	TGSLOEUG	TGSLOEUJ	TGSLOEUA							
EUROPE HEALTHCARE INDEX	EPRIE	UPRIU	PPRIU	YPRIU		RPRIU	RUPRIU	RPRIU	RYRIU				NEPRIA	NPRIU	NPRIU	NYPRIA	
EUROPE INDEX	EPR					TEPR											
EUROPE INDUSTRIAL INDEX	EPRIE	UPRIU	PPRIU	YPRIU		RPRIU	RUPRIU	RPRIU	RYRIU								
EUROPE LIQUID 40 CAPPED INDEX	SOELU	USOU	PSOU	YSOU		RSOU	RSOU	PSOU	YSOU				NSOU	NUOU	NPSOU	NYOU	
EUROPE LIQUID 40 EX UK CAPPED INDEX	SSXU	USXU	PSXU	YSXU		RSSXU	RUSXU	PSXU	YSXU				NSXU	NUXU	NPSXU	NYXU	
EUROPE LIQUID 40 INDEX	SSEL	USSEL	PSSEL	YSSEL		RSSSEL	RUSSEL	PSSEL	YSSEL				NSSEL	NUSSL	NPSSEL	NYSSL	
EUROPE LOGGING/RESORTS INDEX	EPRIE	UPRIU	PPRIU	YPRIU		RPRIU	RUPRIU	RPRIU	RYRIU								
EUROPE NON-REITS INDEX	ENEE					TENEE											
EUROPE OFFICE INDEX	EPRIE	UPRIU	PPRIU	YPRIU		RPRIU	RUPRIU	RPRIU	RYRIU								
EUROPE REITS INDEX	EREE					TEREE											
EUROPE RESIDENTIAL INDEX	EPRIE	UPRIU	PPRIU	YPRIU		RPRIU	RUPRIU	RPRIU	RYRIU								
EUROPE RETAIL INDEX	EPRIE	UPRIU	PPRIU	YPRIU		RPRIU	RUPRIU	RPRIU	RYRIU								
EUROPE SELF STORAGE INDEX	EPRIE	UPRIU	PPRIU	YPRIU		RPRIU	RUPRIU	RPRIU	RYRIU								
EUROPE SPECIALTY INDEX	EPRIE	UPRIU	PPRIU	YPRIU		RPRIU	RUPRIU	RPRIU	RYRIU								
EUROPE UK RESTRICTED INDEX	EPHG					TEPHG							TRPHGE	TRPHGU	TRPHGG	TRPHGJ	
FINLAND INDEX	EPFI	UPFI	PPFI	YPRFI		RPRFI	RUPFI	RPFI	RYFI				TRPFIE	TRPFIU	TRPFIG	TRPFIJ	
FRANCE INDEX	EPGR	UPGR	PPGR	YPRGR		RPRGR	RUPGR	RPGR	RYGR				TRPGRE	TRPGRU	TRPGRG	TRPGRJ	
GERMANY INDEX	EPGR	UPGR	PPGR	YPRGR		RPRGR	RUPGR	RPGR	RYGR								
GLOBAL DIVERSIFIED INDEX	ENGVE	ENGVU	ENGVG	ENGVJ	ENGVA	TENGVE	TENGVU	TENGVG	TENGVJ	TENGVA							
GLOBAL DIVIDEND+ INDEX	ENGD																
GLOBAL EX ASIA INDEX	EGXIA	UGXIA	YGXIA	YGXIA	YGXIA	REGXIA	RUGXIA	RGXIA	RYXIA				TRGXAE	TRGXAU	TRGXAG	TRGXAJ	
GLOBAL EX ASIA NON-REITS INDEX	ENXAE	ENXAU	ENXAG	ENXAJ		TENXAE	TENXAU	TENXAG	TENXAJ								
GLOBAL EX ASIA REITS INDEX	ERXAE	ERXAU	ERXAG	ERXAJ		TERXAE	TERXAU	TERXAG	TERXAJ								
GLOBAL EX AUSTRALIA HEDGED IN AUD INDEX					EGAAL												TEGAAL
GLOBAL EX AUSTRALIA HEDGED IN USD INDEX		EGAHU					TEGAHU										
GLOBAL EX AUSTRALIA INDEX		GAXAU			GAXAA		TGAXAU										TGAXAA


DATE: MAY 2008 CONTACT DETAILS:

EPRA: Schiphol Boulevard 283, 1118 BH Schiphol Airport, The Netherlands, T +31 20 405 3830, F +31 20 405 3840, E info@epra.com, W www.epra.com
 NAREIT: 1875 Eye Street, N.W., Suite 600, Washington D.C. 20006, USA, T +1 202 739 9400, F +1 202 739 9401, E i

Index	Price Indices						Gross Total Return Indices						Net Total Return Indices						
	EUR	USD	GBP	JPY	AUD	Local	EUR	USD	GBP	JPY	AUD	Local	EUR	USD	GBP	JPY	AUD	Local	
GLOBAL EX AUSTRALIA NON-RENTAL IN AUD HEDGED INDEX		GAHNU			GAHNA			TOAHNU				TOAHNA							
GLOBAL EX AUSTRALIA NON-RENTAL IN AUD UNHEDGED INDEX		GALNU			GALNA			TGALNU				TGALNA							
GLOBAL EX AUSTRALIA RENTAL IN AUD HEDGED INDEX		GAHRU			GAHRA			TGAHRU				TGAHRA							
GLOBAL EX AUSTRALIA RENTAL IN AUD UNHEDGED INDEX		GAURU			GAURA			TGAURU				TGAURA							
GLOBAL EX EUROPE INDEX	EGXE	UGXE	PGXE	YGXE			REXE	RUXE	RPXE	RYXE			TRGXEE	TRGXEU	TRXGEG	TRGXEJ			
GLOBAL EX EUROPE NON-RENTAL INDEX	ENXEE	ENXEU	ENXEG	ENXEJ			TENXEE	TENXEU	TENXEG	TENXEJ									
GLOBAL EX EUROPE REITS INDEX	ERXEE	ERXEU	ERXEG	ERXEJ			TERXEE	TERXEU	TERXEG	TERXEJ									
GLOBAL EX JAPAN INDEX	EGXJE	EGXJU	EGXJG	EGXJL			TEGXJE	TEGXJU	TEGXJG	TEGXJL			TRGXJE	TRGXJU	TRGXJG	TRGXJL			
GLOBAL EX NORTH AMERICA	EGXN	UGXN	PGXN	YGXN			REXN	RUXN	RPXN	RYXN			TRGXNE	TRGXNU	TRGXNG	TRGXNL			
GLOBAL EX US INDEX	EGXU	UGXU	PGXU	YGXU			REXU	RUXU	RPXU	RYXU			TRGXUE	TRGXUU	TRGXUG	TRGXUL			
GLOBAL EX US LIQUID INDEX	GSLXISE	GSLXISU	GSLXISG	GSLXISJ	GSLXISA	GSLXISH (HKD), GSLXISS (SGD)	TGSLXISE	TGSLXISU	TGSLXISG	TGSLXISJ	TGSLXISA	TGSLXISH (HKD), TGSLXISS (SGD)							
GLOBAL EX US NON-REITS INDEX	ENXUE	ENXUU	ENXUG	ENXUJ			TENXUE	TENXUU	TENXUG	TENXUJ									
GLOBAL EX US REITS INDEX	ERXUE	ERXUU	ERXUG	ERXUJ			TERXUE	TERXUU	TERXUG	TERXUJ									
GLOBAL HEALTHCARE INDEX	ENGEE	ENGEU	ENGEG	ENG EJ	ENGEA		TENGE E	TENGEU	TENGE G	TENGE J	TENGEA								
GLOBAL HEDGED IN AUD INDEX					EGHAA						TEGHAA								
GLOBAL INDEX	ENGL	UNGL	PNGL	YNGL			RNGL	RUGL	RPGL	RYGL			TRNGLE	TRNGLU	TRNGLG	TRNGLJ			
GLOBAL INDUSTRIAL INDEX	ENGIE	ENGIU	ENGIG	ENG IJ	ENGINA		TENGIE	TENGIU	TENGIG	TENGIJ	TENGINA								
GLOBAL INDUSTRIAL OFFICE INDEX	ENGM E	ENGMU	ENMG G	ENGMJ	ENGMNA		TENGM E	TENGMU	TENMG G	TENGMJ	TENGMNA								
GLOBAL LIQUID INDEX	GSLQGLE	GSLQGLU	GSLQGLG	GSLQGLJ	GSLQGLA	GSLQGLH (HKD), GSLQGLS (SGD)	TGSLQGLE	TGSLQGLU	TGSLQGLG	TGSLQGLJ	TGSLQGLA	TGSLQGLH (HKD), TGSLQGLS (SGD)							
GLOBAL LODGINGS/RESORTS INDEX	ENQDE	ENQDU	ENQDG	ENQDJ	ENQDA		TENQDE	TENQDU	TENQDG	TENQDJ	TENQDA								
GLOBAL NON-REITS INDEX	ENRGE	ENRGU	ENRGG	ENRGJ	ENRGA		TENRGE	TENRGU	TENRGG	TENRGJ	TENRGA								
GLOBAL OFFICE INDEX	ENGFE	ENGFU	ENFGG	ENGFJ	ENGFA		TENGFE	TENGFU	TENFGG	TENGFJ	TENGFA								
GLOBAL REITS INDEX	ERGLU						TERGLU												
GLOBAL REITS INDEX	ERGLE	ERGLU	ERGLG	ERGLJ	ERGLNA		TENGLE	TENGLU	TENGLG	TENGLJ	TENGLNA								
GLOBAL RESIDENTIAL INDEX	ENGA E	ENGAU	ENGAG	ENGAJ	ENGANA		TENGA E	TENGAU	TENGAG	TENGAJ	TENGANA								
GLOBAL RETAIL INDEX	ENGTE	ENG TU	ENGTG	ENGTJ	ENGTNA		TENGT E	TENGTU	TENGTG	TENGTJ	TENGTNA								
GLOBAL SELF STORAGE INDEX	ENGSE	ENG SU	ENSGG	ENGSJ	ENGSA		TENSG E	TENGSU	TENSGG	TENGSJ	TENGSA								
GLOBAL SPECIALTY INDEX	ENGP E	ENGPU	ENPGG	ENPJ	ENGPNA		TENGP E	TENGPU	TENPGG	TENPJ	TENGPNA								
GREECE INDEX	EPG C						TEPG C												
HONG KONG INDEX	EHK	LHK	PHK	YHK		ELHK (HKD)	TEHK	RHK	PHK	YHK		RHK (HKD)	TRPGCE	TRPGCU	TRPGCG	TRPGCJ			TRLHK (HKD)
HUNGARY INDEX																			
IRELAND INDEX	EPR	UPR					RPR	RUPR											
ITALY INDEX	EPIT	UPIT	PPIT	YPIT			RPT	RUPIT	RPPI	RYIT									
JAPAN INDEX	ENJP	UNJP	PNJP	YJP			REJP	RUJP	RPJP	RYJP			TRPJKE	TRPJKU	TRPJKG	TRPJKJ			TRLJK (HKD)
JAPAN LIQUID INDEX	LIQELJE	LIQELJU	LIQELJG	LIQELJL	LIQELJA	LIQELJH (HKD), LIQELJS (SGD)	TLIQELJE	TLIQELJU	TLIQELJG	TLIQELJL	TLIQELJA	TLIQELJH (HKD), TLIQELJS (SGD)							
NETHERLANDS INDEX	EPNL	UNPL	PNPL	YPLN			RPNL	RUNPL	RPPN	RYNL			TRPNLE	TRPNLU	TRPNLG	TRPNLJ			TRPLN (HKD)
NEW ZEALAND INDEX	ENNZ	UNNZ	PNNZ	YNNZ		ELNZ (NZD)	RENNZ	RUNNZ	RPNZ	RYNZ			TRPNLE	TRPNLU	TRPNLG	TRPNLJ			TRLNZ (NZD)
NORTH AMERICA DIVERSIFIED INDEX	EGNDE	EGNDU	EGNDG	EGNDJ	EGNDA		TENGNDE	TENGNDU	TENNGD G	TENGNDJ	TENGNDA								
NORTH AMERICA HEALTHCARE INDEX	EGNHE	EGNHU	EGNHG	EGNHJ	EGNHNA		TENGNHE	TENGNHU	TENNGH G	TENGNHJ	TENGNHNA								
NORTH AMERICA INDEX	EGNA	UGNA	PGNA	YGNA			RENA	RUNA	RPNA	RYNA			TRNGAE	TRNGAU	TRNGAG	TRNGAJ			
NORTH AMERICA INDUSTRIAL INDEX	EGNIE	ENGINU	ENIGG	ENGIJ	ENGINA		TENGNIE	TENGINU	TENNGI G	TENGINJ	TENGINA								
NORTH AMERICA LIQUID INDEX	GSLQNAE	GSLQNAU	GSLQNAG	GSLQNLJ	GSLQNLNA	GSLQNLH (HKD), GSLQNLAS (SGD)	TGSLQNAE	TGSLQNAU	TGSLQNAG	TGSLQNLJ	TGSLQNLNA	TGSLQNLH (HKD), TGSLQNLAS (SGD)							
NORTH AMERICA LODGINGS/RESORTS INDEX	ENQLE	ENQLU	ENQLG	ENQLJ	ENQLNA		TENQLE	TENQLU	TENQLG	TENQLJ	TENQLNA								
NORTH AMERICA INDUSTRIAL OFFICE INDEX	ENGM E	ENGMU	ENMG G	ENGMJ	ENGMNA		TENGM E	TENGMU	TENMG G	TENGMJ	TENGMNA								
NORTH AMERICA OFFICE INDEX	ENGFE	ENG FU	ENFGG	ENGFJ	ENGFA		TENGFE	TENGFU	TENFGG	TENGFJ	TENGFA								
NORTH AMERICA RESIDENTIAL INDEX	ENGA E	ENGAU	ENGAG	ENGAJ	ENGANA		TENGA E	TENGAU	TENGAG	TENGAJ	TENGANA								
NORTH AMERICA RETAIL INDEX	ENGTE	ENG TU	ENGTG	ENGTJ	ENGTNA		TENGT E	TENGTU	TENGTG	TENGTJ	TENGTNA								
NORTH AMERICA SELF STORAGE INDEX	ENGSE	ENG SU	ENSGG	ENGSJ	ENGSA		TENSG E	TENGSU	TENSGG	TENGSJ	TENGSA								
NORTH AMERICA SPECIALTY INDEX	ENGP E	ENGPU	ENPGG	ENPJ	ENGPNA		TENGP E	TENGPU	TENPGG	TENPJ	TENGPNA								
NORWAY INDEX	EPNK	UNPK				ELNK (NOK)	TEPNK	RPNK				RLNK (NOK)	TRLNKE	TRLNKU	TRLNKG	TRLNKJ			TRLNK (NOK)
POLAND INDEX													TRPPOE	TRPPOU	TRPPOG	TRPPOJ			TRPPLN (PLN)
PORTUGAL INDEX													TRPPT E	TRPPTU	TRPPTG	TRPPTJ			
PURE ASIA EX AUSTRALIA INDEX																			
PURE ASIA INDEX	EGPA	UGPA	PGPA	YGPA			REPA	RUPA	RPAA	RYPA			TRGPAE	TRGPAU	TRGPAG	TRGPAJ			
PURE AUSTRALIA INDEX	EPAU	UPAU	PPAU	YPAU	LPAU		TEPAU	TEPAU	TEPPAU	TEPAU	TEPANA		TRPAUE	TRPAUU	TRPAUG	TRPAUJ			TRPAUL
SINGAPORE INDEX	ENSI	UNSI	PNSI	YSI		ELSI (SGD)	RESI	RUSI	RP SI	RYSI			TRLSIE	TRLSIU	TRLSIG	TRLSIJ			TRLSL (SGD)
SOUTH KOREA INDEX																			
SPAIN INDEX	EPSP	UPSP	PPSP	YSP			RSP	RUSP	RPS	RYSP			TRSPKE	TRSPKU	TRSPKG	TRSPKJ			TRPKR (KRW)
SWEDEN INDEX	EPSD	UPSD	PPSD	YSD		ELSD (SEK)	RPSD	RUSPD	RPSD	RYSD			TRLSDE	TRLSDU	TRLSDG	TRLSDJ			TRLSL (SEK)
SWITZERLAND INDEX	EPWS	UPWS	PPWS	YWS		ELSW (CHF)	RPSW	RUSPW	RPSW	RYSW			TRLSWE	TRLSWU	TRLSWG	TRLSWJ			TRLSLW (CHF)
UK DIVERSIFIED INDEX	ELUDE	ELUDU	ELUDG	ELUDJ	ELUDNA		TELUDE	TELU DU	TELUDG	TELU DJ	TELU NA								
UK HEALTHCARE INDEX	ELUHE	ELUHU	ELUHG	ELU HJ	ELUHNA		TELUHE	TELUHU	TELUHG	TELUHJ	TELUHNA								
UK INDEX	ELUK	ELUK	ELUK	ELUK	ELUK		TELUK	TELUK	TELUK	TELUK	TELUK		NEPUK	NEPUK	NPUK	NYPUK			
UK INDUSTRIAL INDEX	ELUIE	ELUIU	ELUIG	ELUIJ	ELUINA		TELUIE	TELUIU	TELUIG	TELUIJ	TELUINA								
UK LIQUID INDEX	LIQELLU						TELUIE	TELUIU	TELUIG	TELUIJ	TELUINA								
UK LIQUID INDEX	LIQELLU	LIQELLU	LIQELUG	LIQELLU	LIQELLU	LIQELLUH (HKD), LIQELLU (SGD)	TELUIE	TELUIU	TELUIG	TELUIJ	TELUINA	TELUIEH (HKD), TELUIE (SGD)							
UK LODGINGS/RESORTS INDEX	ELUL E	ELULU	ELULG	ELULJ	ELULNA		TELUIE	TELUIU	TELUIG	TELUIJ	TELUINA								
UK NON-REITS INDEX	ENUKRE	ENUKRU	ENUKRG	ENUKRJ	ENUKNA		TENUKRE	TENUKRU	TENUKRG	TENUKRJ	TENUKNA								
UK OFFICE INDEX	ELUFE	ELUFU	ELUFG	ELUFJ	ELUFNA		TELUFE	TELUFU	TELUFG	TELUFJ	TELUFNA								
UK PROPERTY INDEX	ENVELPE	NAVELPU	NAVELPG			INVELPC (CHF)													
UK REITS INDEX	ENUKRE	ENUKRU	ENUKRG	ENUKRJ	ENUKNA		TENUKRE	TENUKRU	TENUKRG	TENUKRJ	TENUKNA								
UK RESIDENTIAL INDEX	ELU E	ELUEU	ELUEG	ELUEJ	ELUEA		TELU E	TELU EU	TELUEG	TELU E J	TELU EA								
UK RETAIL INDEX	ELUTE	ELUTU	ELUTG	ELUTJ	ELUTNA		TELU E	TELU EU	TELUEG	TELU E J	TELU EA								
UK SELF STORAGE INDEX	ELUSE	ELUSU	ELUSG	ELUSJ	ELUSNA		TELU E	TELU EU	TELU SG	TELU S J	TELU SA								

DATE: MAY 2008 CONTACT DETAILS:

EPRA: Schiphol Boulevard 283, 1118 BH Schiphol Airport, The Netherlands, T +31 20 405 3830, F +31 20 405 3840, E info@epra.com, W www.epra.com
 NAREIT: 1875 Eye Street, N.W., Suite 600, Washington D.C. 20006, USA, T +1 202 739 9400, F + 1 202 739 9401, E i

Index	Price Indices						Gross Total Return Indices						Net Total Return Indices					
	EUR	USD	GBP	JPY	AUD	Local	EUR	USD	GBP	JPY	AUD	Local	EUR	USD	GBP	JPY	AUD	Local
																		
UK SPECIALTY INDEX	ELUPE	ELUPU	ELUPG	ELUPJ	ELUPA		TELUPE	TELUPU	TELUPG	TELUPJ	TELUPA							
US DIVERSIFIED INDEX	UNLDE	UNLDU	UNLDG	UNLDJ	UNLDA		TUNLDE	TUNLDU	TUNLDG	TUNLDJ	TUNLDA							
US DIVIDEND+ INDEX	ENUD																	
US HEALTHCARE INDEX	UNLHE	UNLHU	UNLHG	UNLHJ	UNLHA		TUNLHE	TUNLHU	TUNLHG	TUNLHJ	TUNLHA							
US INDEX	ENUS	UNUS	PNUS	YNUS			REUS	RIUS	RPNU	RYUS			TRNUSE	TRNUSU	TRNUSG	TRNUSJ		
US INDUSTRIAL INDEX	UNLIE	UNLIU	UNLIG	UNLIJ	UNLIA		TUNLIE	TUNLIU	TUNLIG	TUNLIJ	TUNLIA							
US INDUSTRIAL/OFFICE MIXED INDEX	UNLME	UNLMU	UNLMG	UNLMJ	UNLMA		TUNLME	TUNLMU	TUNLMG	TUNLMJ	TUNLMA							
US LOGGINGS/RESORTS INDEX	UNLLE	UNLLU	UNLLE	UNLLE	UNLLE		TUNLLE	TUNLLU	TUNLLE	TUNLLE	TUNLLE							
US OFFICE INDEX	UNLFA	UNLFU	UNLFG	UNLFJ	UNLFA		TUNLFA	TUNLFU	TUNLFG	TUNLFJ	TUNLFA							
US RESIDENTIAL INDEX	UNLEE	UNLEU	UNLEG	UNLEJ	UNLEA		TUNLEE	TUNLEU	TUNLEG	TUNLEJ	TUNLEA							
US RETAIL INDEX	UNLFE	UNLFU	UNLFG	UNLFJ	UNLFA		TUNLFE	TUNLFU	TUNLFG	TUNLFJ	TUNLFA							
US SELF STORAGE INDEX	UNLOE	UNLOU	UNLOG	UNLOJ	UNLOA		TUNLOE	TUNLOU	TUNLOG	TUNLOJ	TUNLOA							
US SPECIALTY INDEX	UNLPE	UNLPU	UNLPG	UNLPJ	UNLPA		TUNLPE	TUNLPU	TUNLPG	TUNLPJ	TUNLPA							


DATE: MAY 2008 CONTACT DETAILS:

EPRA: Schiphol Boulevard 283, 1118 BH Schiphol Airport, The Netherlands, T +31 20 405 3830, F +31 20 405 3840, E info@epra.com, W www.epra.com
 NAREIT: 1875 Eye Street, N.W., Suite 600, Washington D.C. 20006, USA, T +1 202 739 9400, F + 1 202 739 9401, E i

Index	Price Indices						Gross Total Return Indices						Net Total Return Indices						
	EUR	USD	GBP	JPY	AUD	Local	EUR	USD	GBP	JPY	AUD	Local	EUR	USD	GBP	JPY	AUD	Local	
ASIA 33 INDEX																			
ASIA DIVIDEND+ INDEX	.FTENAE3						.FTENAE3												
ASIA EX AUSTRALIA INDEX	.FTENAD						.FTENAD												
ASIA INDEX																			
ASIA NON-REITS INDEX	.FTEGAS	.FTUGAS					.FTEGAS	.FTUGAS					.FTTRPAE	.FTTRPAU	.FTTRPAAS	.FTTRPAY			.FTTRPAAL
ASIA REITS INDEX							.FTENASE	.FTENASU	.FTENASS	.FTENASY			.FTENASE	.FTENASU	.FTENASS	.FTENASY			.FTENASL
AUSTRALIA INDEX					.FTELAU		.FTERASE	.FTERASU	.TERASS	.FTERASY			.FTERASE	.FTERASU	.FTERASS	.FTERASY			.FTERASL
AUSTRALIA INDEX							.FTELAUJ	.FTELAUJ	.FTELAUJ	.FTELAUJ			.FTELAUJ	.FTELAUJ	.FTELAUJ	.FTELAUJ			.FTELAUJ
AUSTRALIA INDEX							.FTEPASE	.FTEPASU	.FTEPASY	.FTEPASS			.FTEPASE	.FTEPASU	.FTEPASS	.FTEPASY			.FTEPASL
BELGIUM INDEX							.FTERBLE	.TERBLU	.FTERBLY	.FTERBLS			.FTERBLE	.FTERBLU	.FTERBLS	.FTERBLY			.FTERBLL
CANADA INDEX							.FTELCAE	.FTELCAU	.FTELCAY	.FTELCAS			.FTELCAE	.FTELCAU	.FTELCAY	.FTELCAS			.FTELCAL
CZECH INDEX																			
DENMARK INDEX							.FTELDKE	.FTELDKU	.FTELDKY	.FTELDKS			.FTELDKE	.FTELDKU	.FTELDKS	.FTELDKY			.FTELDKL
EUROPE CAPRED INDEX	.FTEORA						.FTEORA						.FTTRPAE	.FTTRPAU	.FTTRPAAS	.FTTRPAY			.FTTRPAAL
EUROPE EURO ZONE CAPRED INDEX	.FTEOEU						.FTEOEU						.FTTRPAE	.FTTRPAU	.FTTRPAAS	.FTTRPAY			.FTTRPAAL
EUROPE EURO ZONE INDEX	.FTEPEU						.FTEPEUJ	.FTEPEUJ	.FTEPEUJ	.FTEPEUS			.FTTRPEUJ	.FTTRPEUJ	.FTTRPEUS	.FTTRPEUJ			.FTTRPEUL
EUROPE EX UK CAPRED INDEX	.FTEOUK						.FTEOUK												
EUROPE EX UK DIVIDEND+ INDEX	.FTENDP												.FTTENDPE	.FTTENDPU	.FTTENDPAS	.FTTENDPAY			.FTTENDPAL
EUROPE EX UK INDEX	.FTEDUK												.FTTRXKJ	.FTTRXKU	.FTTRXKAS	.FTTRXKY			.FTTRXKAL
EUROPE INDEX	.FTEPRA	.FTUPRA					.FTEXLKE	.FTEXLKU	.FTEXLKY	.FTEXLKS			.FTTRXKJ	.FTTRXKU	.FTTRXKAS	.FTTRXKY			.FTTRXKAL
EUROPE LIQUID 40 EX UK INDEX							.FTEPRAE	.FTEPRAU	.FTEPRAY	.FTEPRAS			.FTTRPRAE	.FTTRPRAU	.FTTRPRAS	.FTTRPRAY			.FTTRPRAL
EUROPE LIQUID 40 INDEX							.FTSSXUJ	.FTSSXUJ	.FTSSXUJ	.FTSSXUS			.FTTSSXUJ	.FTTSSXUJ	.FTTSSXUS	.FTTSSXUJ			.FTTSSXUL
EUROPE LIQUID 40 INDEX							.FTSSELU	.FTSSELU	.FTSSELU	.FTSSELS			.FTTSSSELU	.FTTSSSELU	.FTTSSSELS	.FTTSSSELU			.FTTSSSELL
EUROPE NON-REITS INDEX	.FTENEE						.FTENEE												
EUROPE REITS INDEX	.FTEREE						.FTEREE												
EUROPE UK RESTRICTED INDEX	.FTEPHG						.FTEPHGE	.FTEPHGU	.FTEPHGY	.FTEPHGS			.FTTRPHGE	.FTTRPHGU	.FTTRPHGS	.FTTRPHGY			.FTTRPHGL
FINLAND INDEX							.FTEPHFE	.FTEPHFU	.FTEPHFY	.FTEPHFS			.FTTRPHFE	.FTTRPHFU	.FTTRPHFS	.FTTRPHFY			.FTTRPHFL
FRANCE INDEX							.FTEPRRE	.FTEPRRU	.FTEPRRY	.FTEPRRS			.FTTRPRRE	.FTTRPRRU	.FTTRPRRS	.FTTRPRRY			.FTTRPRRL
GERMANY INDEX							.FTEPRGE	.FTEPRGU	.FTEPRGY	.FTEPRGS			.FTTRPRGE	.FTTRPRGU	.FTTRPRGS	.FTTRPRGY			.FTTRPRGL
GLOBAL DIVIDEND+ INDEX	.FTENGD						.FTENGED						.FTTRGXAE	.FTTRGXAU	.FTTRGXAS	.FTTRGXAY			.FTTRGXAL
GLOBAL EX ASIA INDEX							.FTENGXAE	.FTENGXAU	.FTENGXAS	.FTENGXAS			.FTTRGXAE	.FTTRGXAU	.FTTRGXAS	.FTTRGXAY			.FTTRGXAL
GLOBAL EX ASIA NON-REITS INDEX							.FTENXAE	.FTENXAU	.FTENXAS	.FTENXAY			.FTTRXAE	.FTTRXAU	.FTTRXAS	.FTTRXAY			.FTTRXAL
GLOBAL EX ASIA REITS INDEX							.FTERXAE	.FTERXAU	.FTERXAS	.FTERXAY			.FTTRXAE	.FTTRXAU	.FTTRXAS	.FTTRXAY			.FTTRXAL
GLOBAL EX AUSTRALIA HEDGED IN AUD INDEX													.FTTEGAA						
GLOBAL EX AUSTRALIA HEDGED IN USD INDEX													.FTTEGAU						.FTTEGAL
GLOBAL EX AUSTRALIA INDEX																			
GLOBAL EX EUROPE INDEX							.FTEGXEE	.FTEGXEU	.FTEGXEY	.FTEGXES		.FTTRAXAA	.FTTRAXAA						
GLOBAL EX EUROPE NON-REITS INDEX							.FTENXEE	.FTENXEU	.FTENXES	.FTENXEY			.FTTRXEE	.FTTRXEU	.FTTRXES	.FTTRXEY			.FTTRXEL
GLOBAL EX EUROPE REITS INDEX							.FTERXEE	.FTERXEU	.FTERXES	.FTERXEY			.FTTRXEE	.FTTRXEU	.FTTRXES	.FTTRXEY			.FTTRXEL
GLOBAL EX JAPAN INDEX													.FTTRGXJ	.FTTRGXU	.FTTRGXAS	.FTTRGXAY			.FTTRGXAL
GLOBAL EX NORTH AMERICA INDEX							.FTEGXNE	.FTEGXNU	.FTEGXNY	.FTEGXNS			.FTTRGXNE	.FTTRGXNU	.FTTRGXNS	.FTTRGXNY			.FTTRGXNL
GLOBAL EX NORTH AMERICA REITS INDEX													.FTTRXAJ	.FTTRXAU	.FTTRXAS	.FTTRXAY			.FTTRXAL
GLOBAL EX US INDEX	.FTEGXO												.FTTEGXJ	.FTTEGXU	.FTTEGXAS	.FTTEGXAY			.FTTEGXAL
GLOBAL EX US NON-REITS INDEX							.FTENXUJ	.FTENXUJ	.FTENXUS	.FTENXUY			.FTTRXUJ	.FTTRXUJ	.FTTRXUS	.FTTRXUY			.FTTRXUL
GLOBAL EX US REITS INDEX							.FTERXUJ	.FTERXUJ	.FTERXUS	.FTERXUY			.FTTRXUJ	.FTTRXUJ	.FTTRXUS	.FTTRXUY			.FTTRXUL
GLOBAL HEDGED IN AUD INDEX																			
GLOBAL HEDGED IN USD INDEX																			
GLOBAL INDEX	.FTENGL	.FTUNGL					.FTENGL	.FTENGLU	.FTENGLY	.FTENGLS			.FTTRNGLE	.FTTRNGLU	.FTTRNGLS	.FTTRNGLY			.FTTRNGLL
GLOBAL NON-REITS INDEX							.FTENRGE	.FTENRGU	.FTENRGS	.FTENRGY			.FTTRNGE	.FTTRNGU	.FTTRNGS	.FTTRNGY			.FTTRNGLL
GLOBAL REITS INDEX							.FTERGLE	.FTERGLU	.FTERGLS	.FTERGLY			.FTTRPGE	.FTTRPGU	.FTTRPGS	.FTTRPGY			.FTTRPGL
GREECE INDEX							.FTELHKE	.FTELHKE	.FTELHKE	.FTELHKS			.FTTRPGE	.FTTRPGU	.FTTRPGS	.FTTRPGY			.FTTRPGL
HONG KONG INDEX							.FTELHKE	.FTELHKE	.FTELHKE	.FTELHKS			.FTTRPGE	.FTTRPGU	.FTTRPGS	.FTTRPGY			.FTTRPGL
HUNGARY INDEX							.FTELHKE	.FTELHKE	.FTELHKE	.FTELHKS			.FTTRPGE	.FTTRPGU	.FTTRPGS	.FTTRPGY			.FTTRPGL
IRELAND INDEX							.FTEPIRE	.FTEPIRU	.FTEPIRY	.FTEPIRS			.FTTRPIRE	.FTTRPIRU	.FTTRPIRS	.FTTRPIRY			.FTTRPIRL
ITALY INDEX							.FTEPITE	.FTEPITU	.FTEPITY	.FTEPITS			.FTTRPITE	.FTTRPIU	.FTTRPITS	.FTTRPIY			.FTTRPITL
JAPAN INDEX							.FTELPE	.FTELPU	.FTEPLY	.FTELPJ			.FTTRPPE	.FTTRPPU	.FTTRPPS	.FTTRPPY			.FTTRPPL
NETHERLANDS INDEX							.FTEPNL	.FTEPNLU	.FTEPNLY	.FTEPNLS			.FTTRPNL	.FTTRPNU	.FTTRPNLS	.FTTRPNLY			.FTTRPNLL
NEW ZEALAND INDEX							.FTELNZ	.FTELNZU	.FTELNZY	.FTELNZS			.FTTRPNL	.FTTRPNU	.FTTRPNLS	.FTTRPNLY			.FTTRPNLL
NORTH AMERICA INDEX	.FTEGNA	.FTUGNA					.FTEGNLZ	.FTEGNLU	.FTEGNLY	.FTEGNLS			.FTTRPNL	.FTTRPNU	.FTTRPNLS	.FTTRPNLY			.FTTRPNLL
NORWAY INDEX							.FTEGNAE	.FTEGNAU	.FTEGNAY	.FTEGNAS			.FTTRPNAE	.FTTRPNAU	.FTTRPNAS	.FTTRPNAY			.FTTRPNAL
POLAND INDEX							.FTELNKE	.FTELNKU	.FTELNKY	.FTELNKS			.FTTRPNAE	.FTTRPNAU	.FTTRPNAS	.FTTRPNAY			.FTTRPNAL
PORTUGAL INDEX							.FTEPPT	.FTEPPTU	.FTEPPTY	.FTEPPTS			.FTTRPPE	.FTTRPPU	.FTTRPPS	.FTTRPPY			.FTTRPPL
PURE ASIA INDEX							.FTEGPAE	.FTEGPAU	.FTEGPAY	.FTEGPAS			.FTTRPPE	.FTTRPPU	.FTTRPPS	.FTTRPPY			.FTTRPPL
PURE AUSTRALIA INDEX							.FTLPAJ	.FTLPAJU	.FTLPAJY	.FTLPAJS			.FTTRPPE	.FTTRPPU	.FTTRPPS	.FTTRPPY			.FTTRPPL
SINGAPORE INDEX							.FTLPAJ	.FTLPAJU	.FTLPAJY	.FTLPAJS			.FTTRPPE	.FTTRPPU	.FTTRPPS	.FTTRPPY			.FTTRPPL
SOUTH KOREA INDEX							.FTLSIE	.FTLSIU	.FTLSIY	.FTLSIS			.FTTRPPE	.FTTRPPU	.FTTRPPS	.FTTRPPY			.FTTRPPL
SPAIN INDEX							.FTEPSP	.FTEPSPU	.FTEPSPY	.FTEPSPS			.FTTRPPE	.FTTRPPU	.FTTRPPS	.FTTRPPY			.FTTRPPL
SWEDEN INDEX							.FTELSD	.FTELSDU	.FTELSDY	.FTELSDS			.FTTRPPE	.FTTRPPU	.FTTRPPS	.FTTRPPY			.FTTRPPL
SWITZERLAND INDEX							.FTELSW	.FTELSWU	.FTELSWY	.FTELSWS			.FTTRPPE	.FTTRPPU	.FTTRPPS	.FTTRPPY			.FTTRPPL
UK INDEX							.FTELLKE	.FTELLKU	.FTELLY	.FTELKS			.FTTRPPE	.FTTRPPU	.FTTRPPS	.FTTRPPY			.FTTRPPL
UK NON-REITS INDEX							.FTENKRE	.FTENKRU	.FTENKRY	.FTENKRS			.FTTRPPE	.FTTRPPU	.FTTRPPS	.FTTRPPY			.FTTRPPL
UK REITS INDEX							.FTENKRE	.FTENKRU	.FTENKRY	.FTENKRS			.FTTRPPE	.FTTRPPU	.FTTRPPS	.FTTRPPY			.FTTRPPL
US DIVIDEND+ INDEX	.FTENUD						.FTENUD						.FTTRPPE	.FTTRPPU	.FTTRPPS	.FTTRPPY			.FTTRPPL
US INDEX		.FTUNUS					.FTUNUSE	.FTUNUSU	.FTUNUSY	.FTUNUSS			.FTTRPPE	.FTTRPPU	.FTTRPPS	.FTTRPPY			.FTTRPPL

DATE: MAY 2008 CONTACT DETAILS:

EPRA: Schiphol Boulevard 283, 1118 BH Schiphol Airport, The Netherlands, T +31 20 405 3830, F +31 20 405 3840, E info@epra.com, W www.epra.com
 NAREIT: 1875 Eye Street, N.W., Suite 600, Washington D.C. 20006, USA, T +1 202 739 9400, F +1 202 739 9401, E i


Index	Price Indices						Gross Total Return Indices						Net Total Return Indices					
	EUR	USD	GBP	JPY	AUD	Local	EUR	USD	GBP	JPY	AUD	Local	EUR	USD	GBP	JPY	AUD	Local
																		
ASIA INDEX	EPRASE PI	EPRASU PI	EPRASG PI				EPRASE RI	EPRASU RI	EPRASG RI									
AUSTRALIA INDEX	EPRAALE PI	EPRAAU PI				EPRAAIA PI	EPRAALE RI	EPRAAU RI				EPRAAIA RI						
AUSTRIA INDEX	EPRAAUS PI	EPRAAUS PI					EPRAAUS RI	EPRAAUS RI										
BELGIUM INDEX	EPRABGE PI	EPRABDU PI					EPRABGE RI	EPRASDU RI										
CANADA INDEX	EPRACAE PI	EPRACAU PI				EPRACAC PI	EPRACAE RI	EPRACAU RI				EPRACAC RI						
DENMARK INDEX	EPRADKE PI	EPRADKU PI				EPRADKD PI	EPRADKE RI	EPRADKU RI				EPRADKD RI						
EUROPE EURO ZONE INDEX	EPRAEZE PI	EPRAEZU PI	EPRAEZG PI				EPRAEZE RI	EPRAEZU RI	EPRAEZG RI									
EUROPE EX UK INDEX	EPRAXLE PI	EPRAXLU PI	EPRAXLG PI				EPRAXLE RI	EPRAXLU RI	EPRAXLG RI									
EUROPE INDEX	EPRAXE PI	EPRAXU PI					EPRAXE RI	EPRAXU RI										
FINLAND INDEX	EPRAFNE PI	EPRAFNU PI					EPRAFNE RI	EPRAFNU RI										
FRANCE INDEX	EPRAFRE PI	EPRAFRU PI					EPRAFRE RI	EPRAFRU RI										
GERMANY INDEX	EPRAGRE PI	EPRAGRU PI					EPRAGRE RI	EPRAGRU RI										
GLOBAL EX ASIA INDEX	EPGXAE PI	EPGXAU PI	EPGXAG PI				EPGXAE RI	EPGXAU RI	EPGXAG RI									
GLOBAL EX EUROPE INDEX	EPGXEE PI	EPGXEU PI	EPGXEG PI				EPGXEE RI	EPGXEU RI	EPGXEG RI									
GLOBAL EX NORTH AMERICA INDEX	EPGXNAE PI	EPGXNAU PI	EPGXNAG PI				EPGXNAE RI	EPGXNAU RI	EPGXNAG RI									
GLOBAL INDEX	EPRAGLE PI	EPRAGLU PI	EPRAGLG PI				EPRAGLE RI	EPRAGLU RI	EPRAGLG RI									
HONG KONG INDEX	EPRAHKE PI	EPRAHKU PI				EPRAHKH PI	EPRAHKE RI	EPRAHKU RI				EPRAHKH RI						
IRELAND INDEX	EPRABRE PI	EPRABRU PI					EPRABRE RI	EPRABRU RI										
ITALY INDEX	EPRATE PI	EPRATU PI					EPRATE RI	EPRATU RI										
JAPAN INDEX	EPRAJPE PI	EPRAJPU PI				EPRAJPJ PI	EPRAJPE RI	EPRAJPU RI				EPRAJPJ RI						
NETHERLANDS INDEX	EPRANLE PI	EPRANLU PI					EPRANLE RI	EPRANLU RI										
NORTH AMERICA INDEX	EPRANAE PI	EPRANAU PI	EPRANAG PI				EPRANAE RI	EPRANAU RI	EPRANAG RI									
NORWAY INDEX	EPRANWE PI	EPRANWU PI				EPRANWN PI	EPRANWE RI	EPRANWU RI				EPRANWN RI						
PORTUGAL INDEX	EPRAPRE PI	EPRAPRU PI					EPRAPRE RI	EPRAPRU RI										
SINGAPORE INDEX	EPRASGE PI	EPRASGU PI				EPRASGS PI	EPRASGE RI	EPRASGU RI				EPRASGS RI						
SPAIN INDEX	EPRASPE PI	EPRASPU PI					EPRASPE RI	EPRASPU RI										
SWEDEN INDEX	EPRASWE PI	EPRASWU PI				EPRASWS PI	EPRASWE RI	EPRASWU RI				EPRASWS RI						
SWITZERLAND INDEX	EPRASZE PI	EPRASZU PI				EPRASZC PI	EPRASZE RI	EPRASZU RI				EPRASZC RI						
UK INDEX	EPRALKE PI	EPRALKU PI	EPRALKG PI				EPRALKE RI	EPRALKU RI	EPRALKG RI									
US INDEX	EPRALSE PI	EPRALSU PI					EPRALSE RI	EPRALSU RI										

 THOMSON ONE

ASIA 33 INDEX	ENAS-LN																	
ASIA DIVIDEND+ INDEX	ENAD-LN																	
ASIA INDEX	EGAS-LN	UGAS-LN																
AUSTRALIA INDEX						ELAU-LN												
EUROPE CAPPED INDEX	EORA-LN																	
EUROPE EURO ZONE CAPPED INDEX	EDEU-LN																	
EUROPE EURO ZONE INDEX	EPEU-LN																	
EUROPE EX UK CAPPED INDEX	EDUK-LN																	
EUROPE EX UK DIVIDEND+ INDEX	ENDP-LN																	
EUROPE EX UK INDEX	EXUK-LN																	
EUROPE INDEX	EPRALN	UPRA-LN																
EUROPE NON-REITS INDEX	ENEE-LN																	
EUROPE REITS INDEX	EREE-LN																	
EUROPE UK RESTRICTED INDEX	EPHG-LN																	
GLOBAL DIVIDEND+ INDEX	ENGD-LN																	
GLOBAL EX US INDEX	EGXU-LN																	
GLOBAL INDEX	ENGL-LN	UNGL-LN																
HONG KONG INDEX												ELHK-LN						
JAPAN INDEX												ELJP-LN						
NORTH AMERICA INDEX	EGNA-LN	UGNA-LN										ELUK-LN						
UK INDEX																		
US DIVIDEND+ INDEX	ENUD-LN																	
US INDEX		UNUS-LN																

DATE: MAY 2008 CONTACT DETAILS:

EPRA: Schiphol Boulevard 283, 1118 BH Schiphol Airport, The Netherlands, T +31 20 405 3830, F +31 20 405 3840, E info@epra.com, W www.epra.com
 NAREIT: 1875 Eye Street, N.W., Suite 600, Washington D.C. 20006, USA, T +1 202 739 9400, F +1 202 739 9401, E i

Index	Price Indices						Gross Total Return Indices						Net Total Return Indices					
	EUR	USD	GBP	JPY	AUD	Local	EUR	USD	GBP	JPY	AUD	Local	EUR	USD	GBP	JPY	AUD	Local
																		
THOMSON GLOBAL TOPIC																		
ASIA 33 INDEX																		
ASIA DIVIDEND+ INDEX																		
ASIA INDEX																		
AUSTRALIA INDEX																		
EUROPE CAPPED INDEX																		
EUROPE EURO ZONE CAPPED INDEX																		
EUROPE EURO ZONE INDEX																		
EUROPE EX UK CAPPED INDEX																		
EUROPE EX UK DIVIDEND+ INDEX																		
EUROPE EX UK INDEX																		
EUROPE INDEX																		
EUROPE NON-REITS INDEX																		
EUROPE REITS INDEX																		
EUROPE UK RESTRICTED INDEX																		
GLOBAL DIVIDEND+ INDEX																		
GLOBAL EX US INDEX																		
GLOBAL INDEX																		
HONG KONG INDEX																		
JAPAN INDEX																		
NORTH AMERICA INDEX																		
UK INDEX																		
US DIVIDEND+ INDEX																		
US INDEX																		



ASIA 33 INDEX	3220369																	
ASIA DIVIDEND+ INDEX	2677759																	
ASIA INDEX	1313678	1313682																
AUSTRALIA INDEX						1314427												
EUROPE CAPPED INDEX	3191123																	
EUROPE EURO ZONE CAPPED INDEX	3191105																	
EUROPE EURO ZONE INDEX	1125979																	
EUROPE EX UK CAPPED INDEX	3191135																	
EUROPE EX UK DIVIDEND+ INDEX	2289296																	
EUROPE EX UK INDEX	1148944																	
EUROPE INDEX	1129954	1148773																
EUROPE NON-REITS INDEX	3135983																	
EUROPE REITS INDEX	3135068																	
EUROPE UK RESTRICTED INDEX	1181456																	
GLOBAL DIVIDEND+ INDEX	2677743																	
GLOBAL EX US INDEX	2337944																	
GLOBAL INDEX	1313614	1313646																
HONG KONG INDEX												1314349						
JAPAN INDEX												1314439						
NORTH AMERICA INDEX	1313713	1314124																
UK INDEX													1126372					
US DIVIDEND+ INDEX	2677767																	
US INDEX		1314322																

DATE: MAY 2008 CONTACT DETAILS:

EPRA: Schiphol Boulevard 283, 1118 BH Schiphol Airport, The Netherlands, T +31 20 405 3830, F +31 20 405 3840, E info@epra.com, W www.epra.com
 NAREIT: 1875 Eye Street, N.W., Suite 600, Washington D.C. 20006, USA, T +1 202 739 9400, F + 1 202 739 9401, E i

CONTACTS



EPRA

EPRA
Schiphol Boulevard 283
1118 BH Schiphol Airport
The Netherlands
Tel: +31 20 405 3830
Fax: +31 20 405 3840
E-mail: info@epra.com
Website: www.epra.com



NAREIT

NAREIT
1875 Eye Street
N.W., Suite 600
Washington D.C., 20006
USA
Tel: +1 202 739 9400
Fax: +1 202 739 9401
E-mail: info@nareit.com
Website: www.nareit.com



FTSE

UK
Client Services
FTSE
12th Floor
10 Upper Bank Street
Canary Wharf
London, E14 5NP
UK
+44 (0) 20 7448 1810
+44 (0) 20 7448 1804 (fax)

France
Client Services
FTSE
40 rue La Boéte
75008 Paris
FRANCE
+33 (0) 1 53 76 82 88
+33 (0) 1 53 76 82 71 (fax)

Spain
Client Services
FTSE
Paseo de la Castellana 66,
28046 Madrid,
Spain
+34 (0) 91 411 37 87

Germany
Client Services
FTSE
Nibelungenplatz 3
60318 Frankfurt
GERMANY
+49 69 15685143
+49 69 15976604 (fax)

Hong Kong
Client Services
FTSE
Suite 609-612
One International Finance Centre
Hong Kong
+852 2230 5800
+852 2230 5804 (fax)
In Singapore please ring +65 223 3738

Japan
Client Services
FTSE
Yamato Seimei Building 21F,
1-1-7 Uchisaiwaicho,
Chiyoda-Ku,
Tokyo
JAPAN
+81 3 3581 2811
+81 3 3581 1423 (fax)

USA – East Coast
Client Services
FTSE
1330 Avenue of the Americas,
10th Floor,
New York,
New York 10019
+(1) 212 641 6160
+(1) 212 641 6190 (fax)

USA – West Coast
Client Services
FTSE Americas Inc.
251 Post Street,
Suite 200,
San Francisco, CA 94108
USA
+1 415 445 5660
+1 415 445 5666 (fax)

E-mail: info@ftse.com
Website: www.ftse.com

DATE: MAY 2008 CONTACT DETAILS:

EPRA: Schiphol Boulevard 283, 1118 BH Schiphol Airport, The Netherlands, T +31 20 405 3830, F +31 20 405 3840, E info@epra.com, W www.epra.com
NAREIT: 1875 Eye Street, N.W., Suite 600, Washington D.C. 20006, USA, T +1 202 739 9400, F + 1 202 739 9401, E info@nareit.com, W www.nareit.com



EPRA DISCLAIMER

EPRA® does not intend this presentation to be a solicitation related to any particular company, nor does it intend to provide investment, legal or tax advice. Investors should consult with their own investment, legal or tax advisers regarding the appropriateness of investing in any of the securities or investment strategies discussed in this presentation. Nothing herein should be construed to be an endorsement by EPRA of any specific company or products or as an offer to sell or a solicitation to buy any security or other financial instrument or to participate in any trading strategy. EPRA expressly disclaims any liability for the accuracy, timeliness or completeness of data in this presentation. Unless otherwise indicated, all data are derived from, and apply only to, publicly traded securities. Any investment returns or performance data (past, hypothetical, or otherwise) are not necessarily indicative of future returns or performance.



NAREIT DISCLAIMER

NAREIT® does not intend this presentation to be a solicitation related to any particular company, nor does it intend to provide investment, legal or tax advice. Investors should consult with their own investment, legal or tax advisers regarding the appropriateness of investing in any of the securities or investment strategies discussed in this presentation. Nothing herein should be construed to be an endorsement by NAREIT of any specific company or products or as an offer to sell or a solicitation to buy any security or other financial instrument or to participate in any trading strategy. NAREIT expressly disclaims any liability for the accuracy, timeliness or completeness of data in this presentation. Unless otherwise indicated, all data are derived from, and apply only to, publicly traded securities. Any investment returns or performance data (past, hypothetical, or otherwise) are not necessarily indicative of future returns or performance.

DATE: MAY 2008 CONTACT DETAILS:

EPRA: Schiphol Boulevard 283, 1118 BH Schiphol Airport, The Netherlands, T +31 20 405 3830, F +31 20 405 3840, E info@epra.com, W www.epra.com
NAREIT: 1875 Eye Street, N.W., Suite 600, Washington D.C. 20006, USA, T +1 202 739 9400, F + 1 202 739 9401, E info@nareit.com, W www.nareit.com



FTSE DISCLAIMER

© FTSE International Limited ("FTSE") 2008. All rights reserved.

"FTSE®" is a registered trade mark of the London Stock Exchange Plc and The Financial Times Limited and is used by FTSE under licence. "NAREIT®" is the trade mark of the National Association of Real Estate Investment Trusts and "EPRA®" is the trade mark of the European Public Real Estate Association.

The FTSE EPRA/NAREIT Global Real Estate Index Series (the "Index Series") is calculated by FTSE. All rights in and to the Index Series vest in FTSE and/or relevant partners. No part of this publication may be reproduced, stored in retrieval system or transmitted by any other form or means whether electronic, mechanical, photocopying, recording or otherwise without the prior permission of FTSE. All information is provided for information purposes only. Whilst every effort is made to ensure that all information given by FTSE in this publication is accurate, no responsibility or liability can be accepted by FTSE for any errors or for any loss arising from use of this publication. Distribution of FTSE index values and the use of FTSE indices to create financial products requires a license with FTSE.

DATE: MAY 2008 CONTACT DETAILS:

EPRA: Schiphol Boulevard 283, 1118 BH Schiphol Airport, The Netherlands, T +31 20 405 3830, F +31 20 405 3840, E info@epra.com, W www.epra.com
NAREIT: 1875 Eye Street, N.W., Suite 600, Washington D.C. 20006, USA, T +1 202 739 9400, F + 1 202 739 9401, E info@nareit.com, W www.nareit.com