



EPRA

European Public Real Estate Association

Monthly Chart Book

June 2008

MONTHLY CHART BOOK

In association with:



Comment - The Chart of the Month

Introduction

This chart book is intended to run in parallel with the EPRA Statistical Bulletin and Monthly Review. While the bulletin focuses on performance, the chart book will use this same data in an effort to identify historical trends and indicators. In this quick commentary, we will each month highlight a particular graph, either for explanation or for noteworthy developments when compared to the previous month.

Graph

This month's highlighted graph is Graph 4, the Average True Range for the FTSE EPRA/NAREIT Global index, as shown on the right.

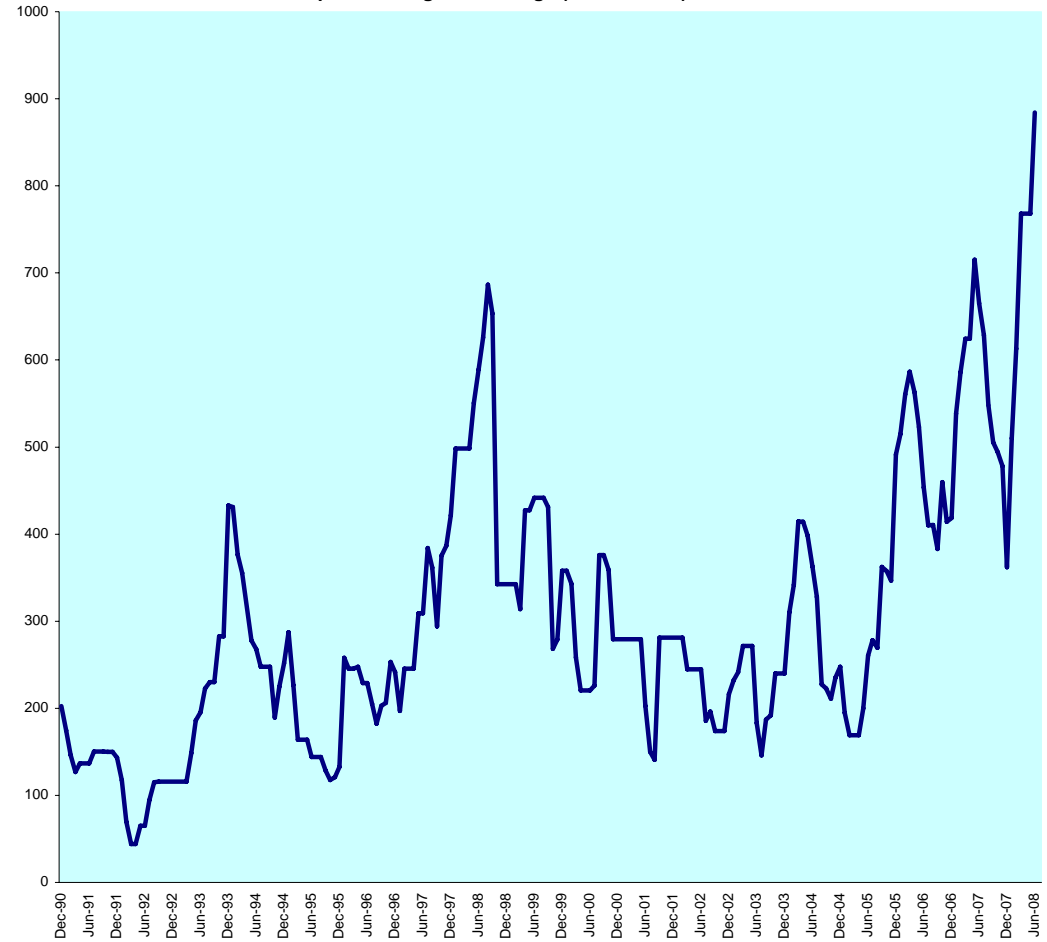
Explanation

The Average True Range is an indicator of volatility. It is measured by the difference in index points between the highest and the lowest index value in a period of one year. High ATR-values indicate a changing market.

Developments

As graph 4 shows, the Average True Range in June has been the highest since the start of the index in December 1990. When compared with the regional values, Asia has been the driving force of this new record high, as Asia continues to have high ATR values (Graph 26, page 12), but Europe and North America (Graphs 45 and 64, pages 18 and 24) reached their top a few months ago and now show dropping ATR-values.

Graph 4: Average True Range (Index Points) - Global



DATE: JUNE 2008 CONTACT DETAILS:

EPRA: Schiphol Boulevard 283, 1118 BH Schiphol Airport, The Netherlands, T +31 20 405 3830, F +31 20 405 3840, E info@epra.com, W www.epra.com
NAREIT: 1875 Eye Street, N.W., Suite 600, Washington D.C. 20006, USA, T +1 202 739 9400, F + 1 202 739 9401, E info@nareit.com, W www.nareit.com

Contents

| | | | | | |
|-------------|-----------|---|-------------|-----------|---|
| Page | 4 | Section 1 - Global | Page | 54 | Section 5.9 - Netherlands |
| Page | 11 | Section 2 - Asia | Page | 57 | Section 5.10 - Sweden |
| Page | 17 | Section 3 - Europe | Page | 60 | Section 5.11 - United Kingdom |
| Page | 23 | Section 4 - North America | Page | 63 | Section 5.12 - Canada |
| Page | 29 | Section 5 - Individual Countries | Page | 66 | Section 5.13 - United States |
| Page | 30 | Section 5.1 - Australia | Page | 69 | Section 6 - End of Year Constituents Chart |
| Page | 33 | Section 5.2 - Hong Kong | Page | 87 | Section 7 - Details on Methodology |
| Page | 36 | Section 5.3 - Japan | Page | 90 | Section 8 - Data Vendor Codes |
| Page | 39 | Section 5.4 - Singapore | Page | 97 | Contacts |
| Page | 42 | Section 5.5 - Belgium | Page | 98 | Disclaimer |
| Page | 45 | Section 5.6 - France | | | |
| Page | 48 | Section 5.7 - Germany | | | |
| Page | 51 | Section 5.8 - Italy | | | |

For an explanation of the graphs and details on the calculation, please refer to Section 7.

A disclaimer applies to this document. Please refer to pages 98 and 99.

DATE: JUNE 2008 CONTACT DETAILS:

EPRA: Schiphol Boulevard 283, 1118 BH Schiphol Airport, The Netherlands, T +31 20 405 3830, F +31 20 405 3840, E info@epra.com, W www.epra.com
NAREIT: 1875 Eye Street, N.W., Suite 600, Washington D.C. 20006, USA, T +1 202 739 9400, F + 1 202 739 9401, E info@nareit.com, W www.nareit.com

Section 1

Global

DATE: JUNE 2008 CONTACT DETAILS:

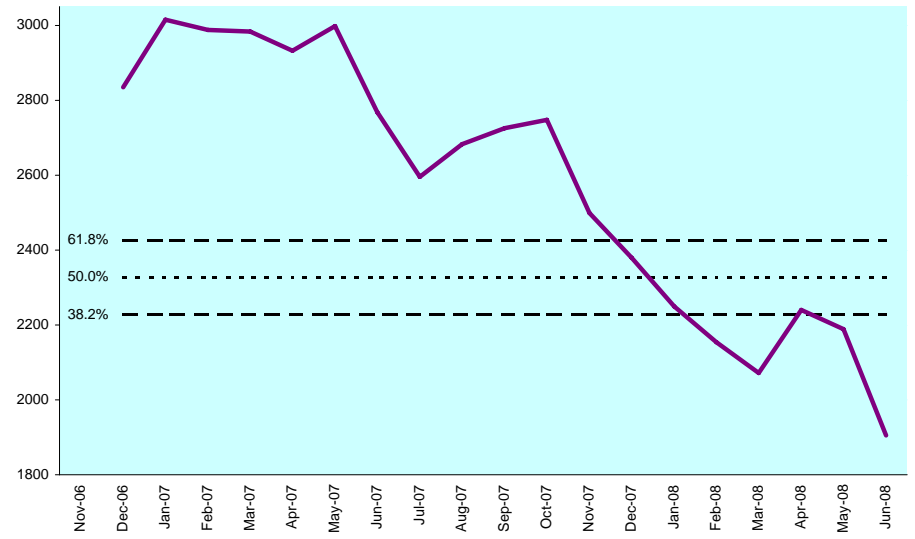
EPRA: Schiphol Boulevard 283, 1118 BH Schiphol Airport, The Netherlands, T +31 20 405 3830, F +31 20 405 3840, E info@epra.com, W www.epra.com
NAREIT: 1875 Eye Street, N.W., Suite 600, Washington D.C. 20006, USA, T +1 202 739 9400, F + 1 202 739 9401, E info@nareit.com, W www.nareit.com

Graph 1: Long Term Technical Analysis - Global ***

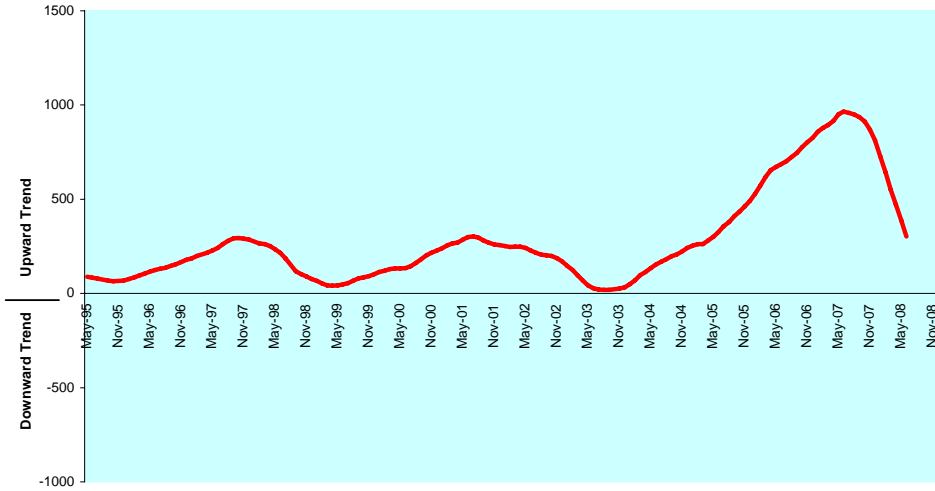


*** A disclaimer applies to this graph. Please refer to pages 98 and 99.

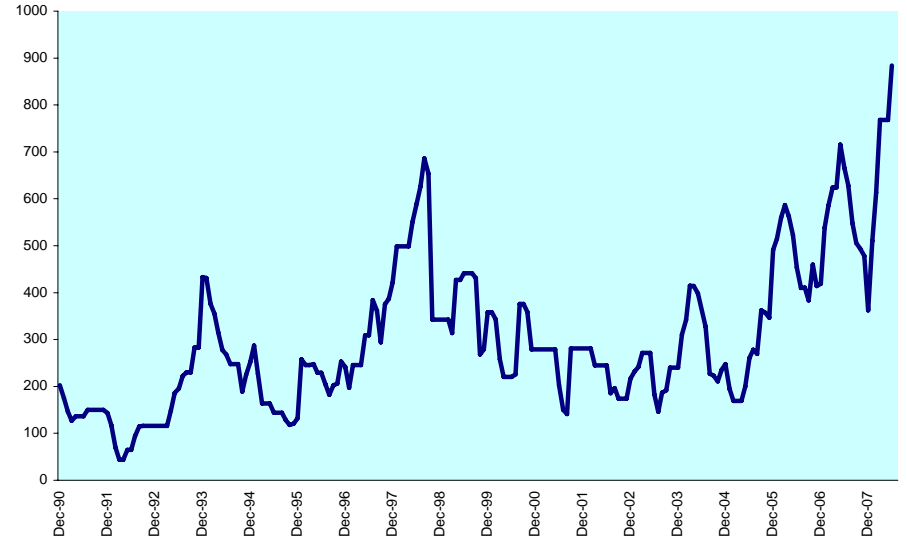
Graph 2: 1Y Retracement Levels - Global



Graph 3: Moving Averages: 5 Year vs 1 Year Oscillator - Global



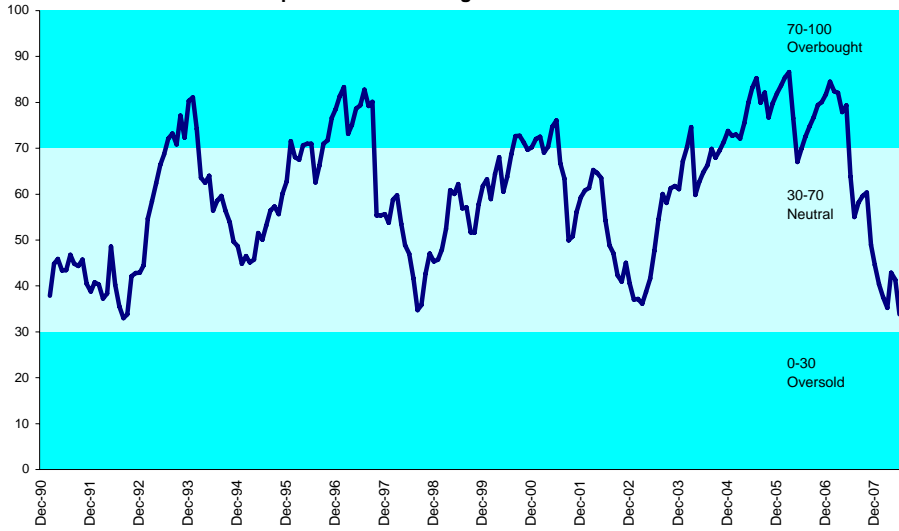
Graph 4: Average True Range (Index Points) - Global



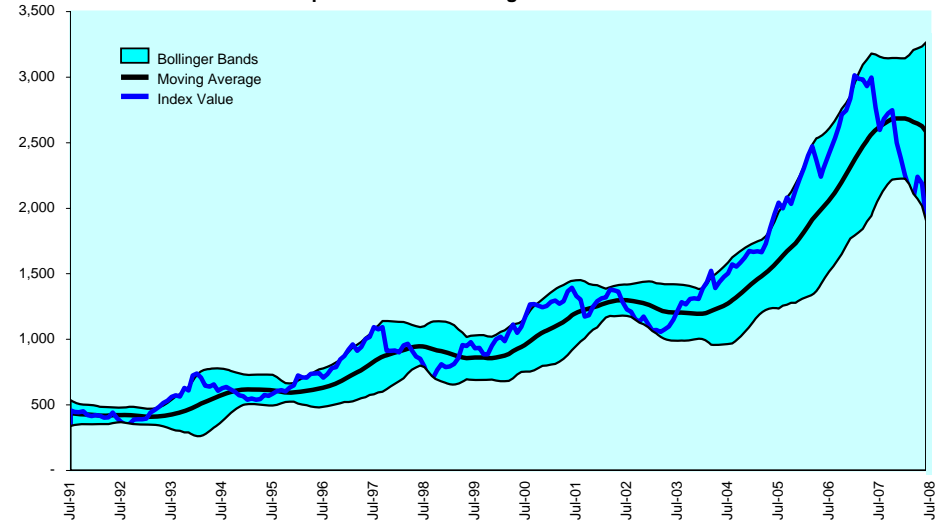
DATE: JUNE 2008 CONTACT DETAILS:

EPRA: Schiphol Boulevard 283, 1118 BH Schiphol Airport, The Netherlands, T +31 20 405 3830, F +31 20 405 3840, E info@epra.com, W www.epra.com
 NAREIT: 1875 Eye Street, N.W., Suite 600, Washington D.C. 20006, USA, T +1 202 739 9400, F +1 202 739 9401, E info@nareit.com, W www.nareit.com

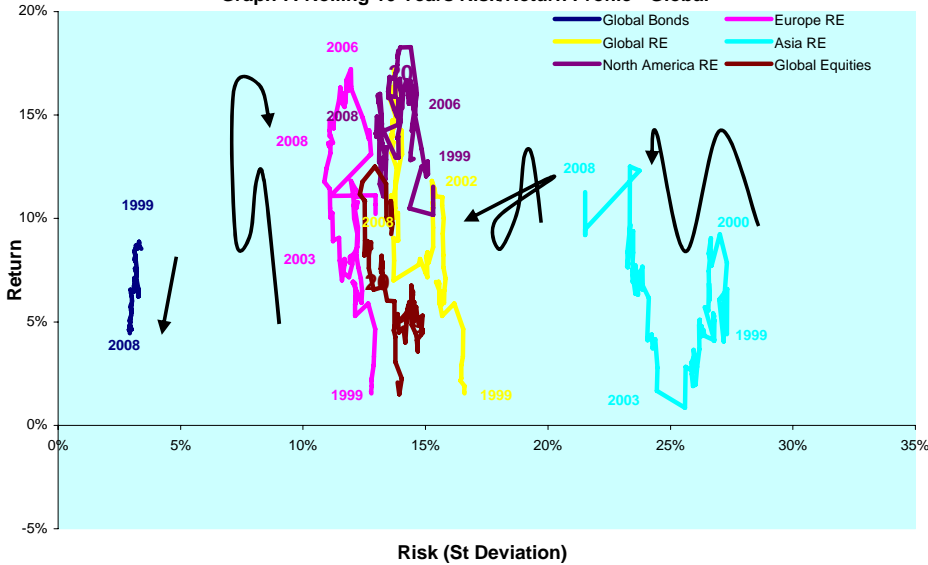
Graph 5: Relative Strength Indicator - Global



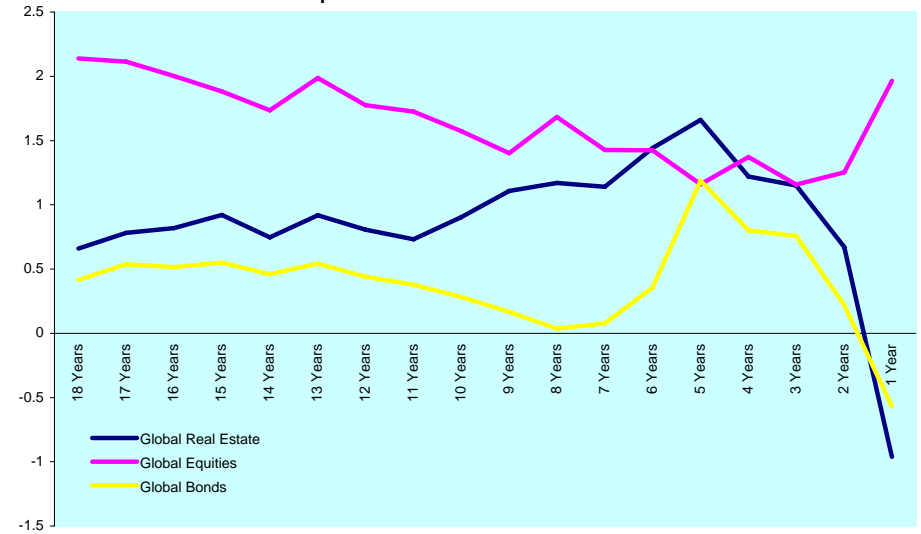
Graph 6: 20 Month Bollinger Bands - Global



Graph 7: Rolling 10 Years Risk/Return Profile - Global



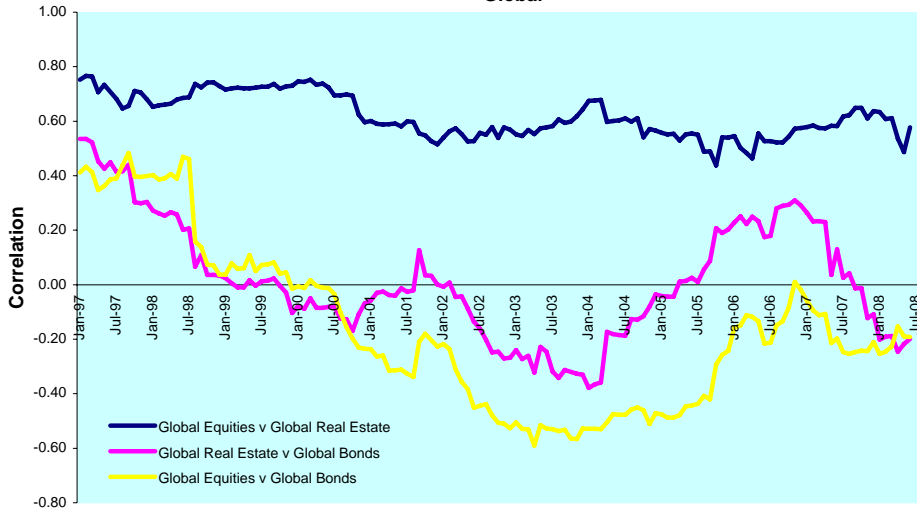
Graph 8: Investment Horizons - Global



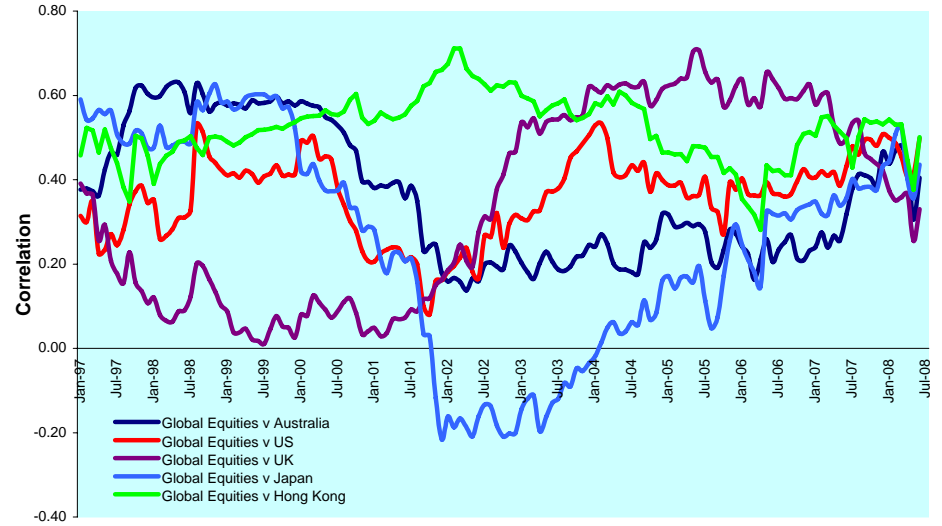
DATE: JUNE 2008 CONTACT DETAILS:

EPRA: Schiphol Boulevard 283, 1118 BH Schiphol Airport, The Netherlands, T +31 20 405 3830, F +31 20 405 3840, E info@epra.com, W www.epra.com
 NAREIT: 1875 Eye Street, N.W., Suite 600, Washington D.C. 20006, USA, T +1 202 739 9400, F +1 202 739 9401, E info@nareit.com, W www.nareit.com

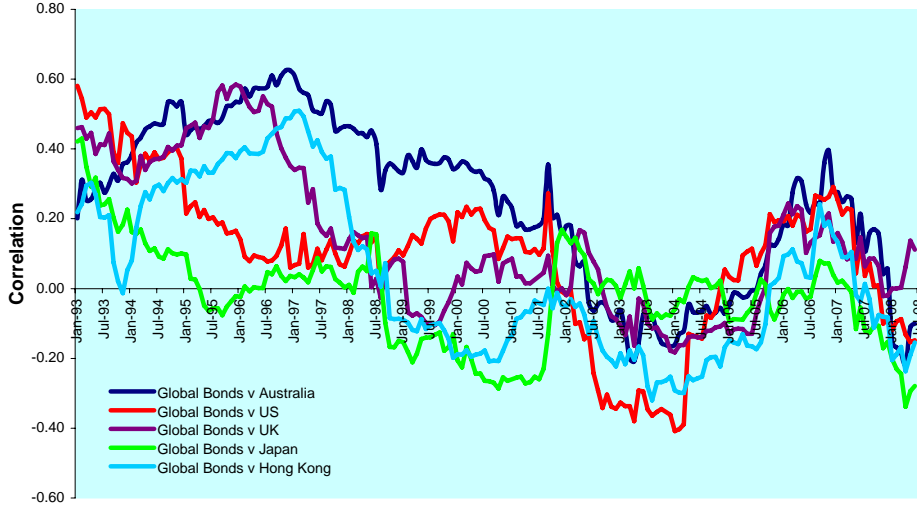
Graph 9: Real Estate, Equities & Bonds: 36 Months Asset Class Correlations - Global



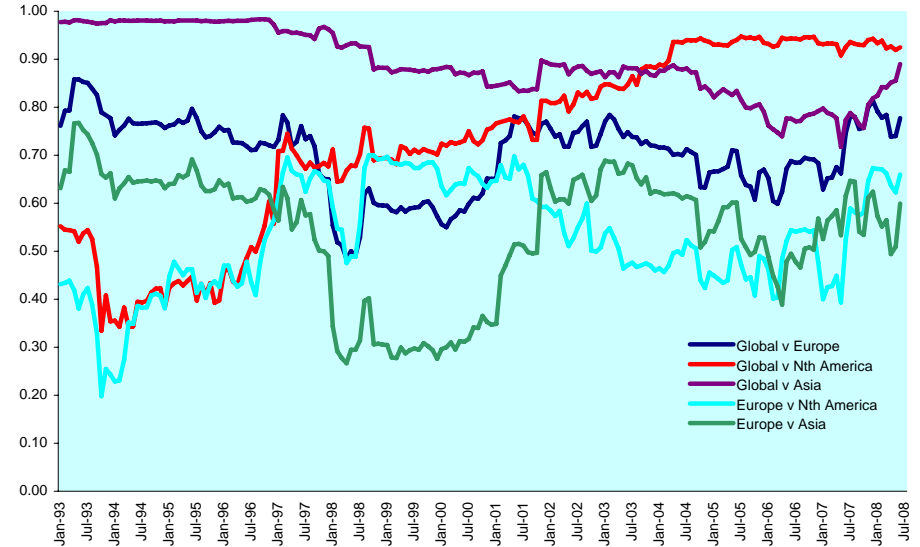
Graph 10: Top 5 Countries vs. Global Equities: 36 Months Correlations - Global



Graph 11: Top 5 Countries vs. Global Bonds: 36 Months Correlations - Global



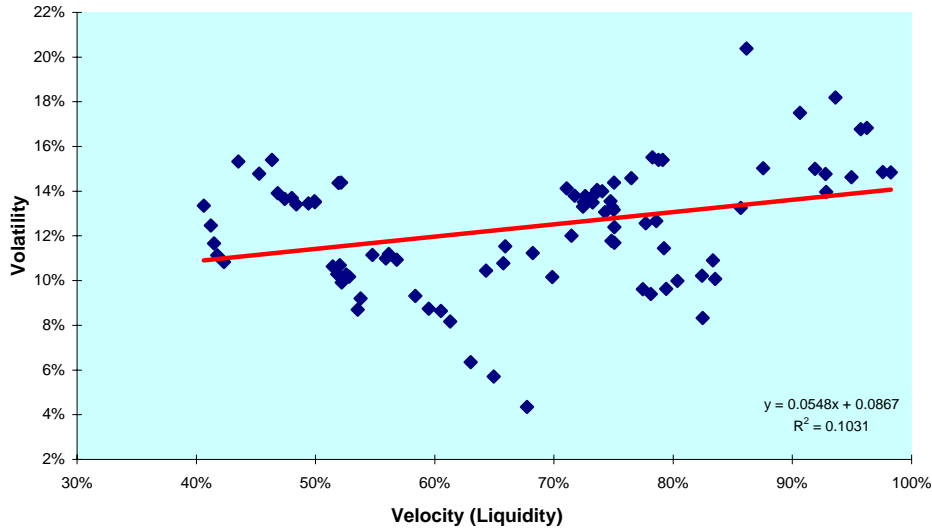
Graph 12: Global & Regional 36 Months Correlations (EUR) - Global



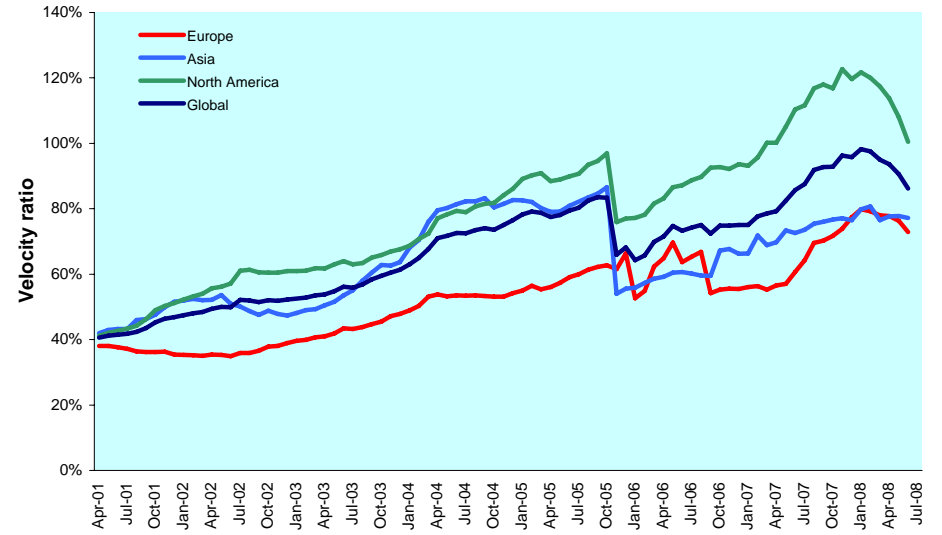
DATE: JUNE 2008 CONTACT DETAILS:

EPRA: Schiphol Boulevard 283, 1118 BH Schiphol Airport, The Netherlands, T +31 20 405 3830, F +31 20 405 3840, E info@epra.com, W www.epra.com
 NAREIT: 1875 Eye Street, N.W., Suite 600, Washington D.C. 20006, USA, T +1 202 739 9400, F +1 202 739 9401, E info@nareit.com, W www.nareit.com

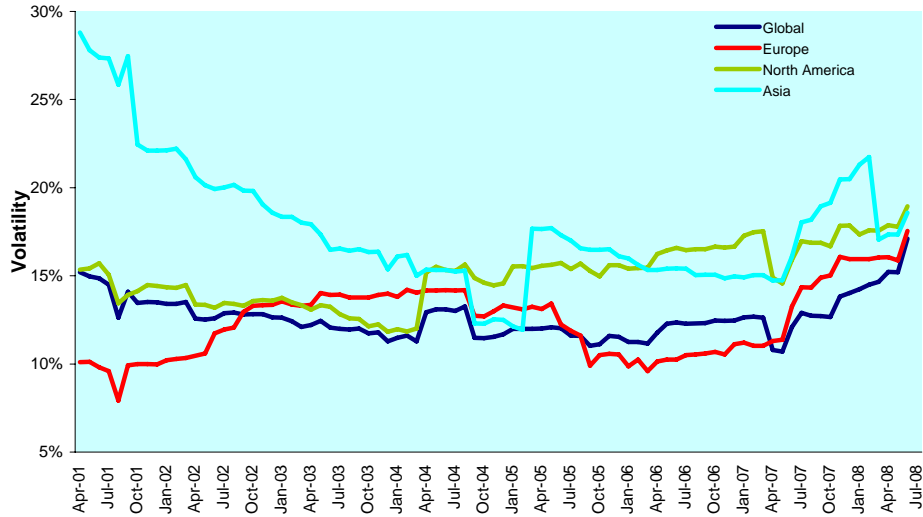
Graph 13: 36 Months Velocity vs. Volatility - Global



Graph 14: 36 Months Annual Velocity - Global



Graph 15: 36 Months Rolling Volatility - Global



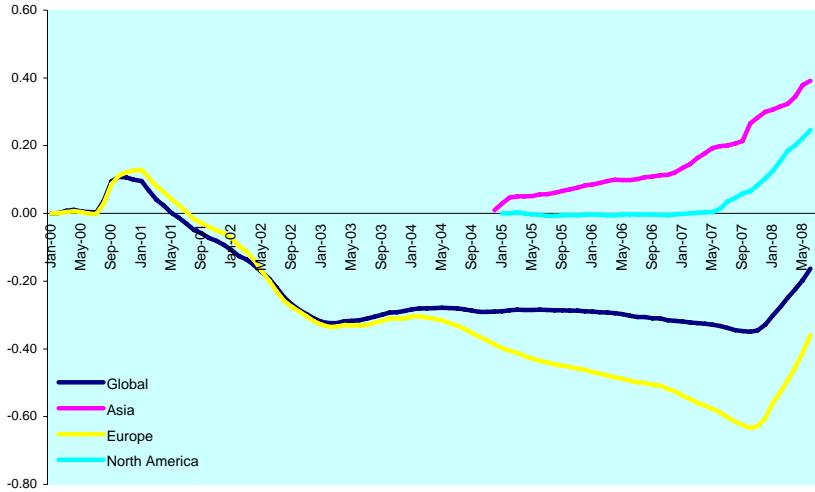
Graph 16: Sharp Ratio - Global



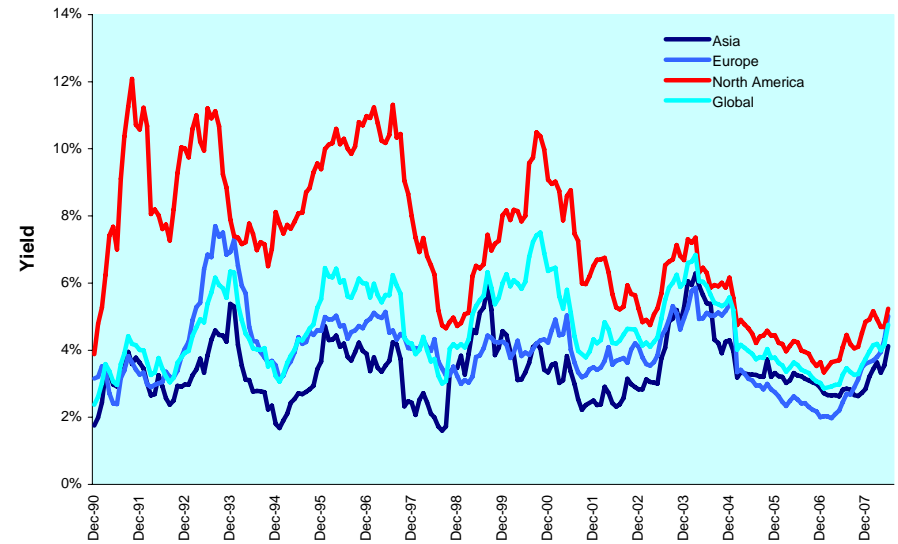
DATE: JUNE 2008 CONTACT DETAILS:

EPRA: Schiphol Boulevard 283, 1118 BH Schiphol Airport, The Netherlands, T +31 20 405 3830, F +31 20 405 3840, E info@epra.com, W www.epra.com
 NAREIT: 1875 Eye Street, N.W., Suite 600, Washington D.C. 20006, USA, T +1 202 739 9400, F + 1 202 739 9401, E info@nareit.com, W www.nareit.com

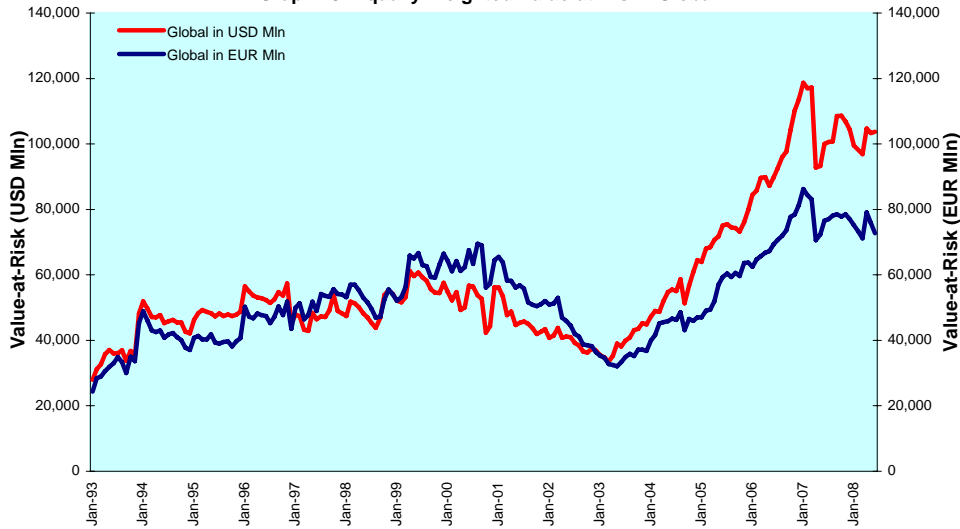
Graph 17: Long Term Beta Coefficient - Global



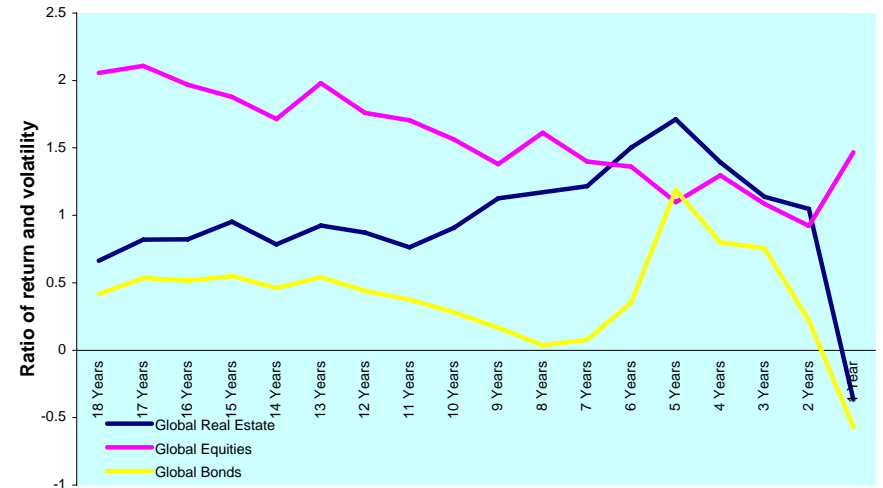
Graph 18: 12 Months Dividend Yields (Local Currency) - Global



Graph 19: Equally Weighted Value-at-Risk - Global



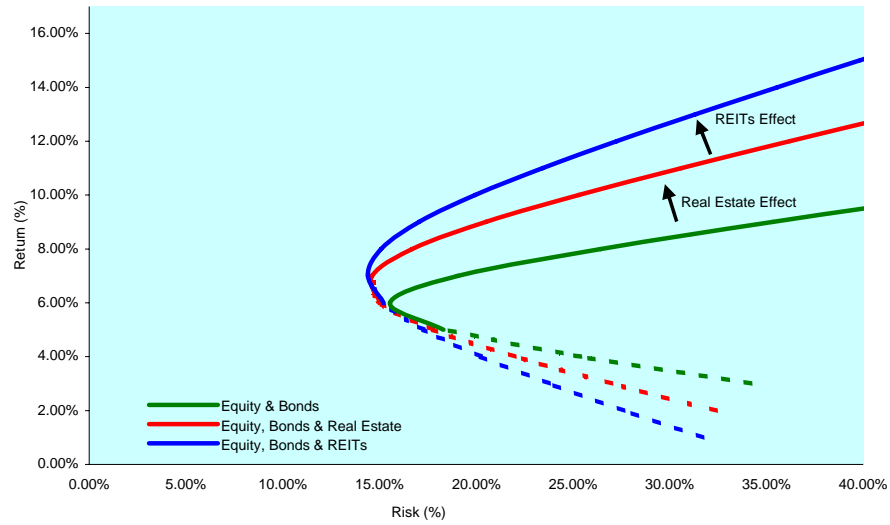
Graph 20: Investment Horizons - Global



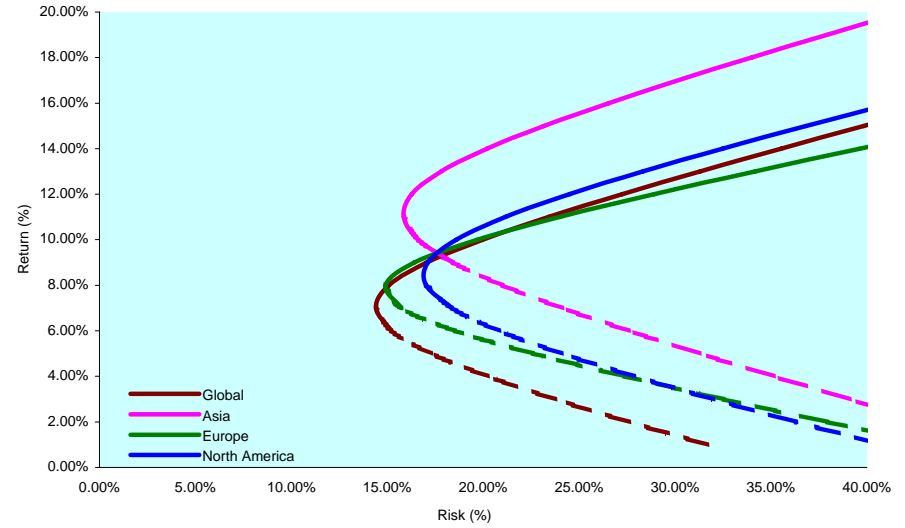
DATE: JUNE 2008 CONTACT DETAILS:

EPRA: Schiphol Boulevard 283, 1118 BH Schiphol Airport, The Netherlands, T +31 20 405 3830, F +31 20 405 3840, E info@epra.com, W www.epra.com
 NAREIT: 1875 Eye Street, N.W., Suite 600, Washington D.C. 20006, USA, T +1 202 739 9400, F +1 202 739 9401, E info@nareit.com, W www.nareit.com

Graph 21: Efficient Frontiers - Global



Graph 22: Efficient Frontiers - Global - Regions



DATE: JUNE 2008 CONTACT DETAILS:

EPRA: Schiphol Boulevard 283, 1118 BH Schiphol Airport, The Netherlands, T +31 20 405 3830, F +31 20 405 3840, E info@epra.com, W www.epra.com
 NAREIT: 1875 Eye Street, N.W., Suite 600, Washington D.C. 20006, USA, T +1 202 739 9400, F + 1 202 739 9401, E info@nareit.com, W www.nareit.com

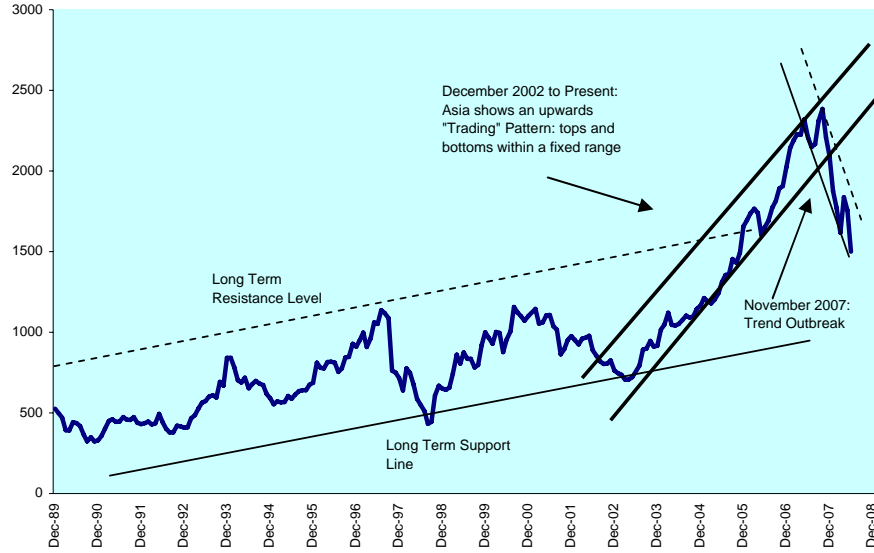
Section 2

Asia

DATE: JUNE 2008 CONTACT DETAILS:

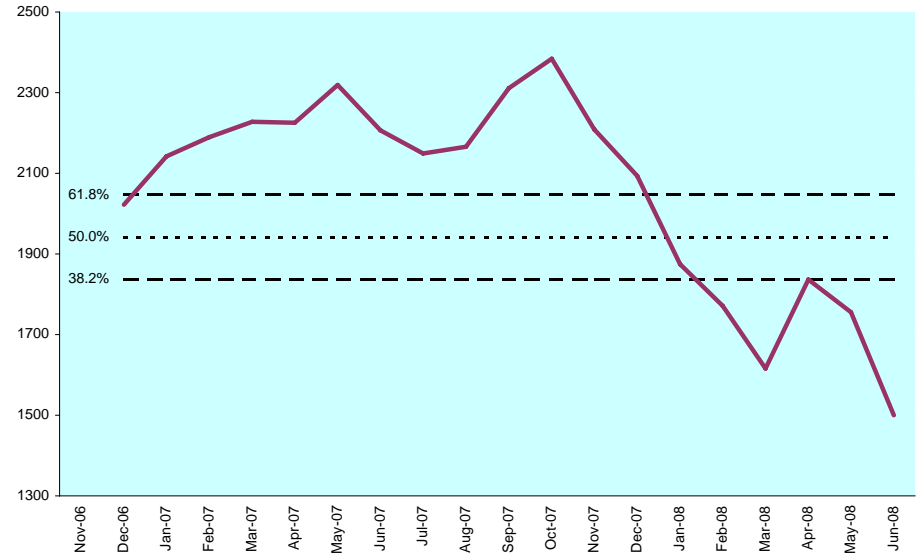
EPRA: Schiphol Boulevard 283, 1118 BH Schiphol Airport, The Netherlands, T +31 20 405 3830, F +31 20 405 3840, E info@epra.com, W www.epra.com
NAREIT: 1875 Eye Street, N.W., Suite 600, Washington D.C. 20006, USA, T +1 202 739 9400, F + 1 202 739 9401, E info@nareit.com, W www.nareit.com

Graph 23: Long Term Technical Analysis - Asia ***

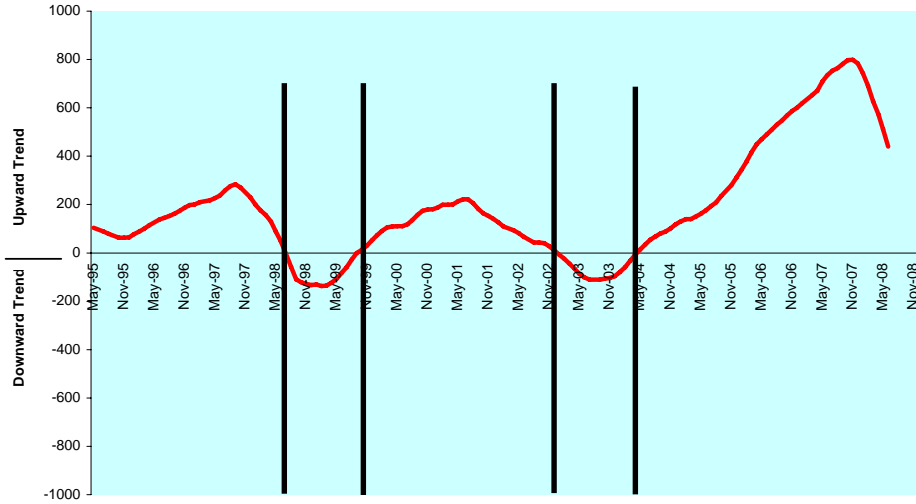


*** A disclaimer applies to this graph. Please refer to pages 98 and 99.

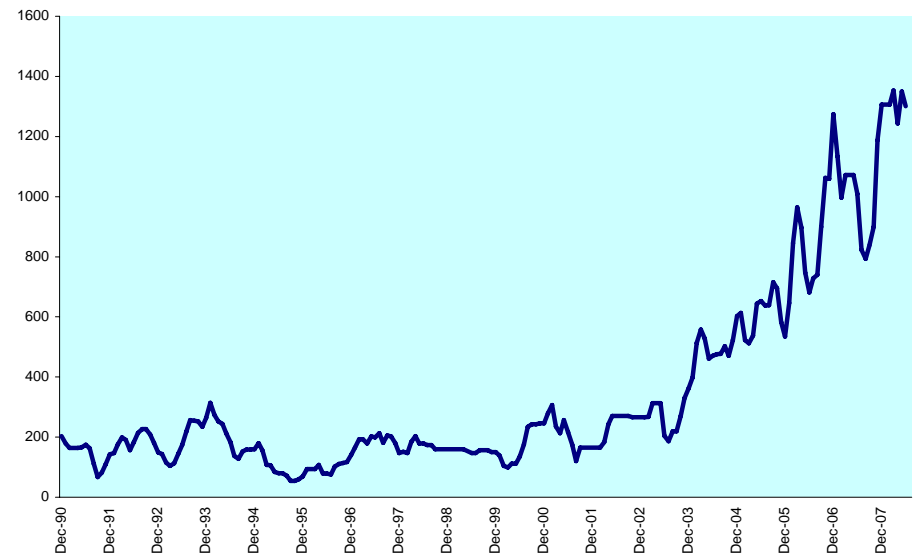
Graph 24: 1Y Retracement Levels - Asia



Graph 25: Moving Averages: 5 Year vs 1 Year Oscillator - Asia



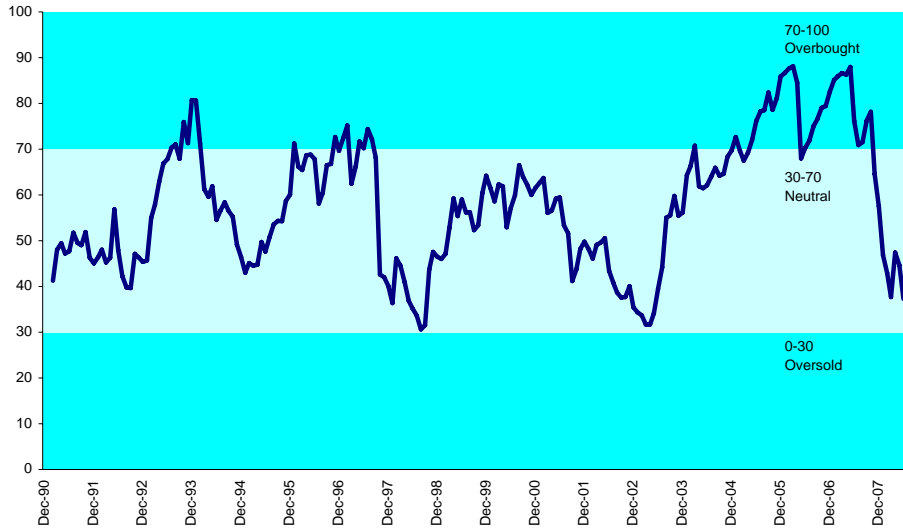
Graph 26: Average True Range (Index Points) - Asia



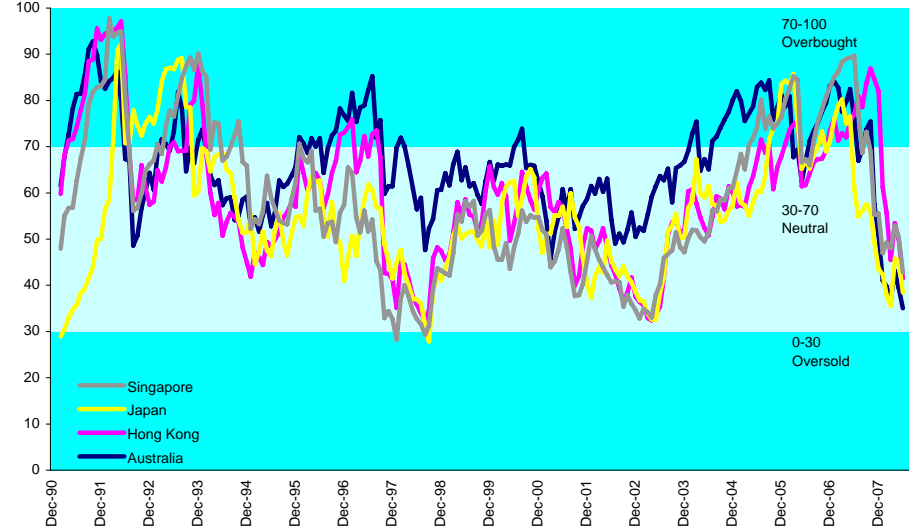
DATE: JUNE 2008 CONTACT DETAILS:

EPRA: Schiphol Boulevard 283, 1118 BH Schiphol Airport, The Netherlands, T +31 20 405 3830, F +31 20 405 3840, E info@epra.com, W www.epra.com
 NAREIT: 1875 Eye Street, N.W., Suite 600, Washington D.C. 20006, USA, T +1 202 739 9400, F +1 202 739 9401, E info@nareit.com, W www.nareit.com

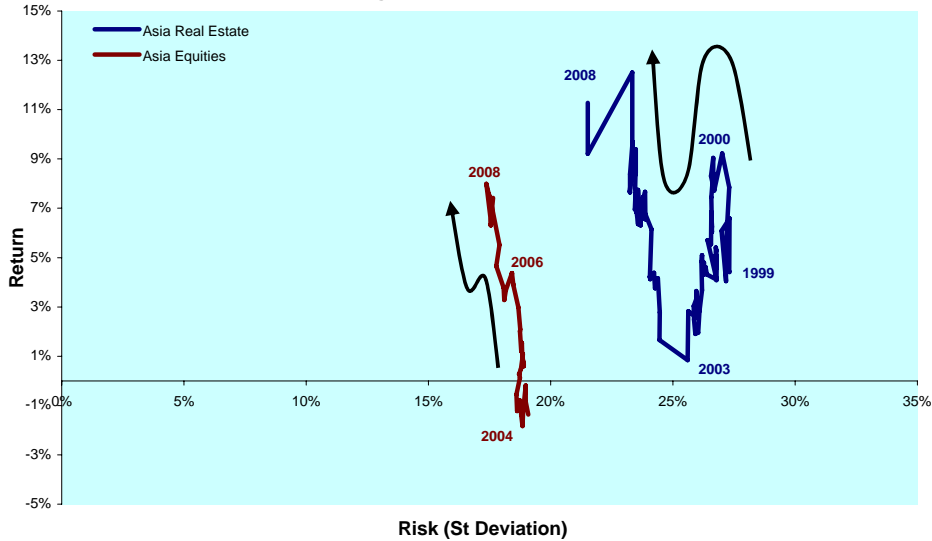
Graph 27: Relative Strength Indicator - Asia



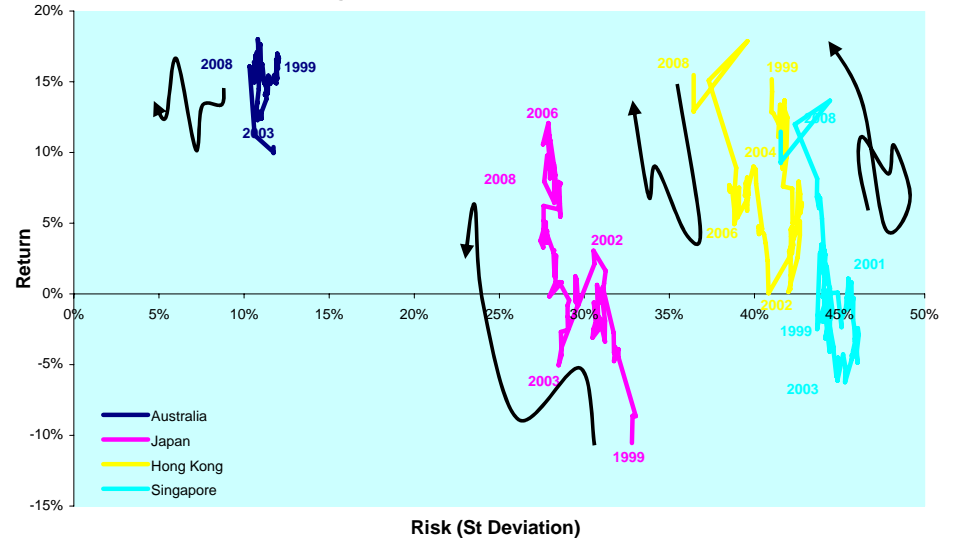
Graph 28: Relative Strength Indicator - Asia Countries



Graph 29: Rolling 10 Years Risk/Return Profile - Asia



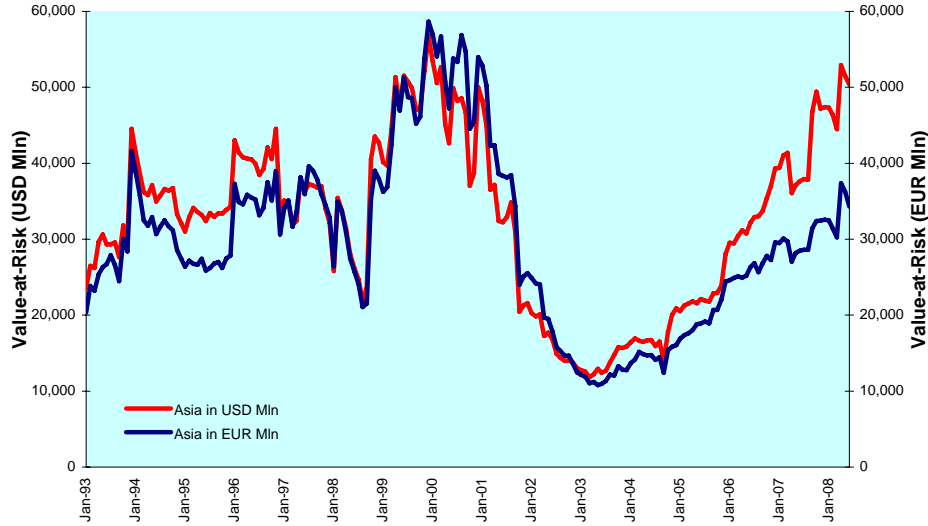
Graph 30: Rolling 10 Years Risk/Return Profile - Asia Countries



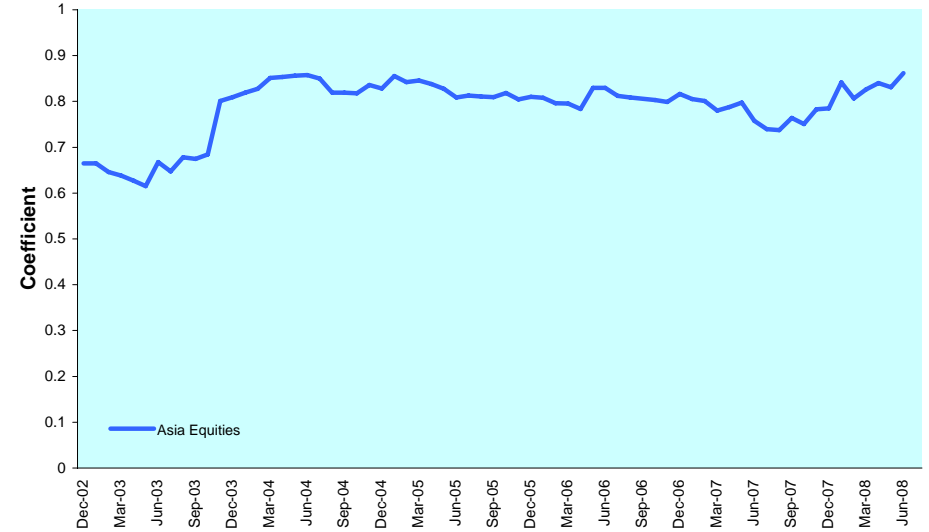
DATE: JUNE 2008 CONTACT DETAILS:

EPRA: Schiphol Boulevard 283, 1118 BH Schiphol Airport, The Netherlands, T +31 20 405 3830, F +31 20 405 3840, E info@epra.com, W www.epra.com
 NAREIT: 1875 Eye Street, N.W., Suite 600, Washington D.C. 20006, USA, T +1 202 739 9400, F + 1 202 739 9401, E info@nareit.com, W www.nareit.com

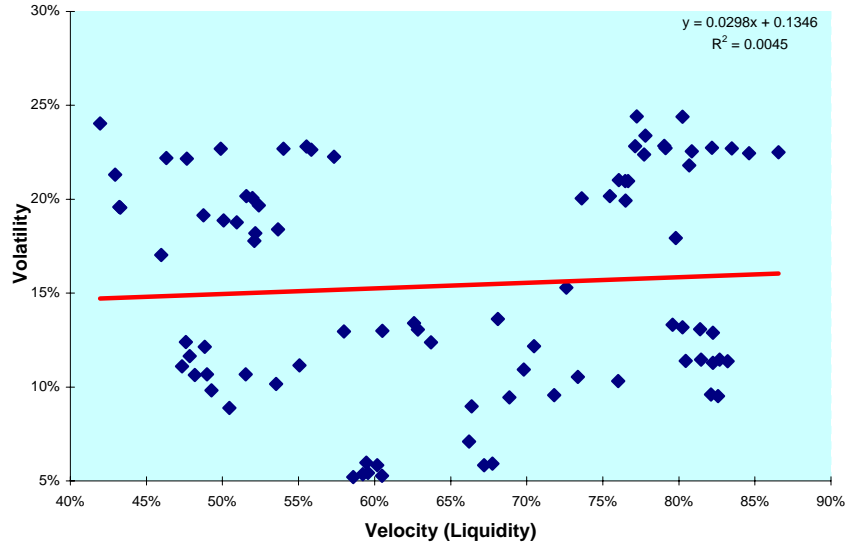
Graph 31: Equally Weighted Value-at-Risk - Asia



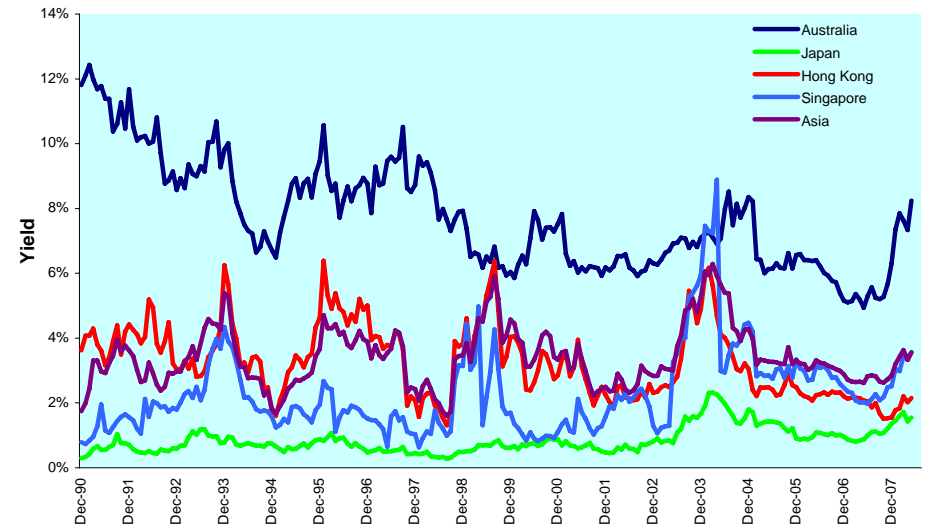
Graph 32: Asset Classes Correlations - Asia



Graph 33: 36 Months Velocity vs. Volatility - Asia



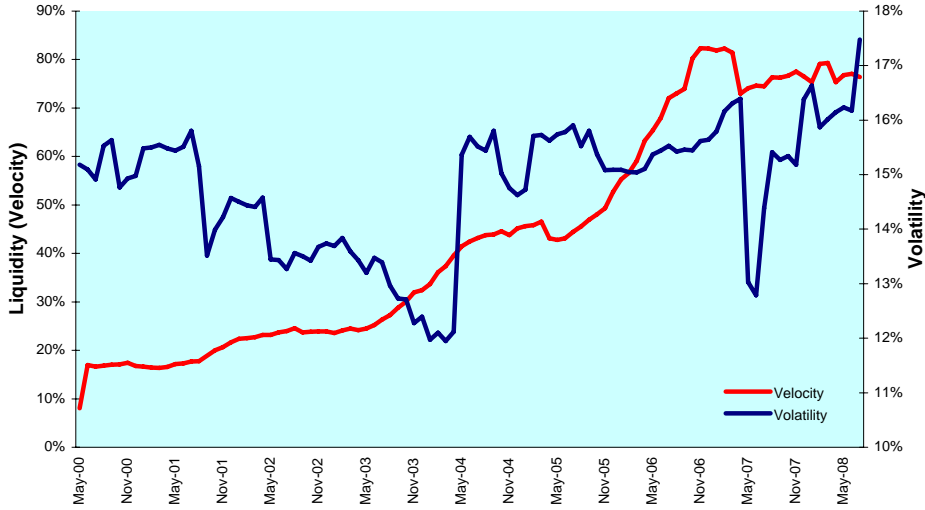
Graph 34: 12 Months Dividend Yields (Local Currency) - Asia



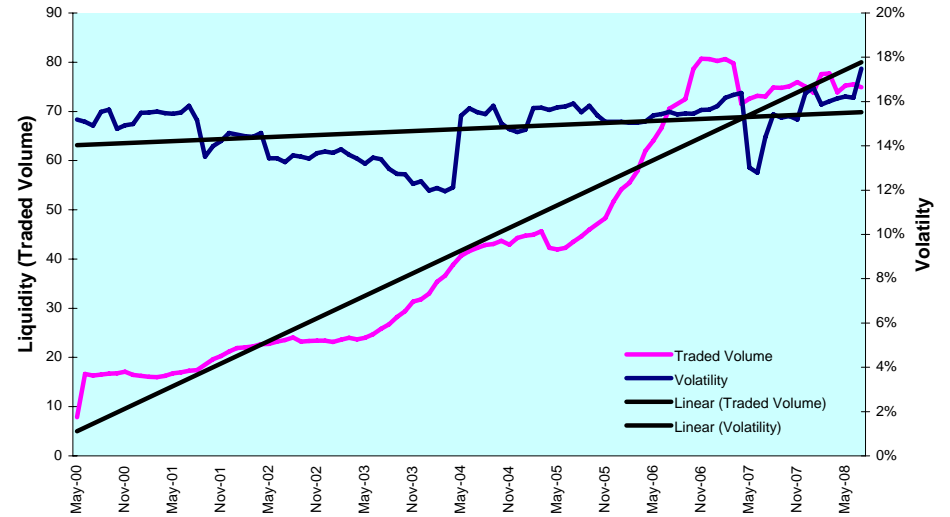
DATE: JUNE 2008 CONTACT DETAILS:

EPRA: Schiphol Boulevard 283, 1118 BH Schiphol Airport, The Netherlands, T +31 20 405 3830, F +31 20 405 3840, E info@epra.com, W www.epra.com
 NAREIT: 1875 Eye Street, N.W., Suite 600, Washington D.C. 20006, USA, T +1 202 739 9400, F +1 202 739 9401, E info@nareit.com, W www.nareit.com

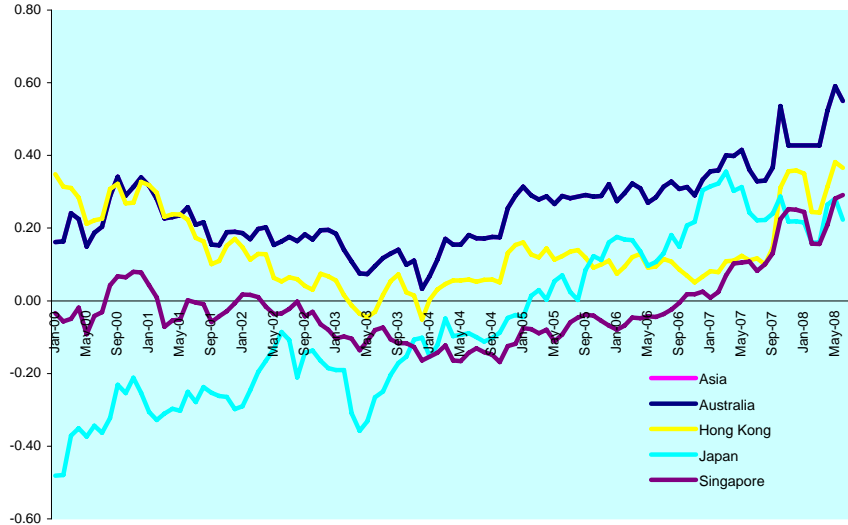
Graph 35: Liquidity (Velocity) vs. Volatility (St. Deviation) - Asia



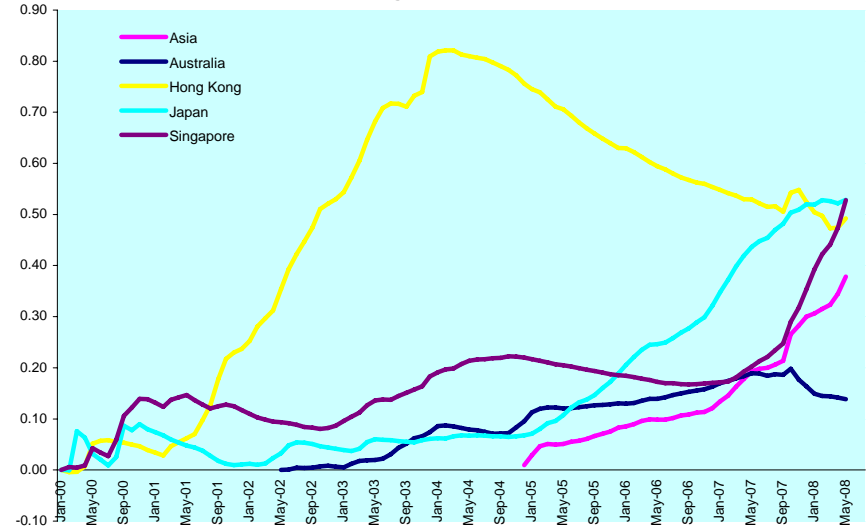
Graph 36: Liquidity (Traded Volume) vs. Volatility (St. Deviation) - Asia



Graph 37: Sharp Ratio - Asia



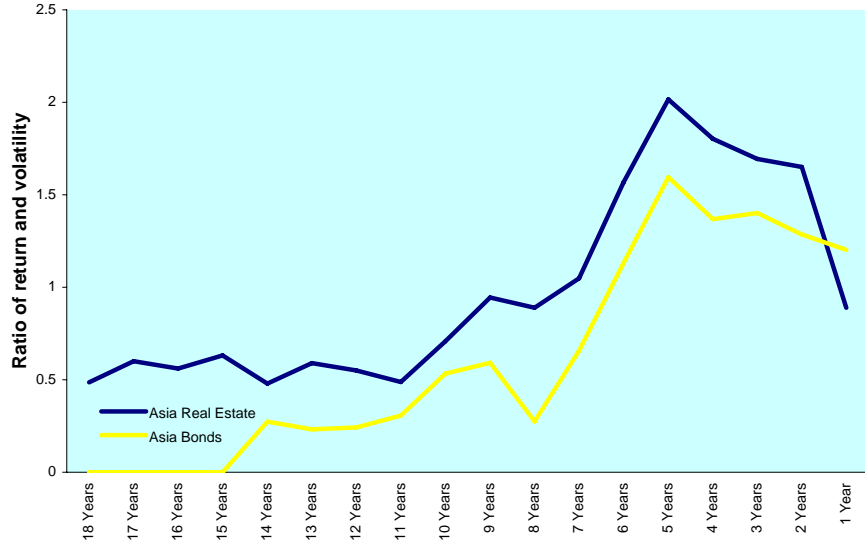
Graph 38: Long Term Beta Coefficient - Asia



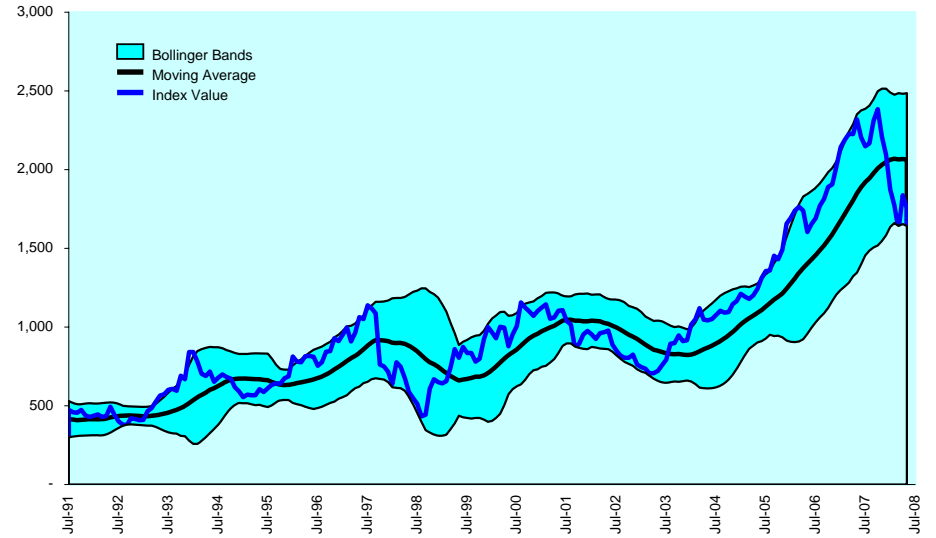
DATE: JUNE 2008 CONTACT DETAILS:

EPRA: Schiphol Boulevard 283, 1118 BH Schiphol Airport, The Netherlands, T +31 20 405 3830, F +31 20 405 3840, E info@epra.com, W www.epra.com
 NAREIT: 1875 Eye Street, N.W., Suite 600, Washington D.C. 20006, USA, T +1 202 739 9400, F +1 202 739 9401, E info@nareit.com, W www.nareit.com

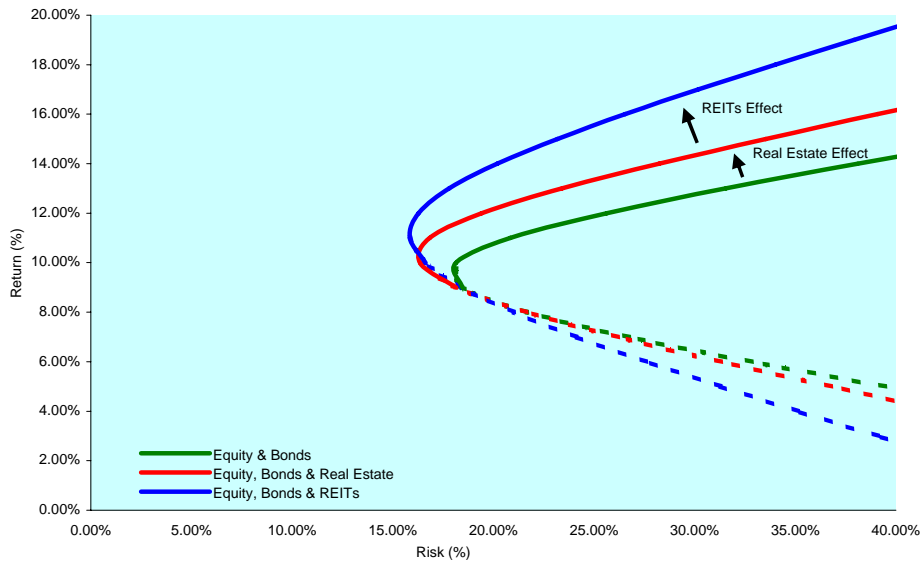
Graph 39: Investment Horizons - Asia



Graph 40: 20 Month Bollinger Bands - Asia



Graph 41: Efficient Frontiers - Asia



DATE: JUNE 2008 CONTACT DETAILS:

EPRA: Schiphol Boulevard 283, 1118 BH Schiphol Airport, The Netherlands, T +31 20 405 3830, F +31 20 405 3840, E info@epra.com, W www.epra.com
 NAREIT: 1875 Eye Street, N.W., Suite 600, Washington D.C. 20006, USA, T +1 202 739 9400, F + 1 202 739 9401, E info@nareit.com, W www.nareit.com

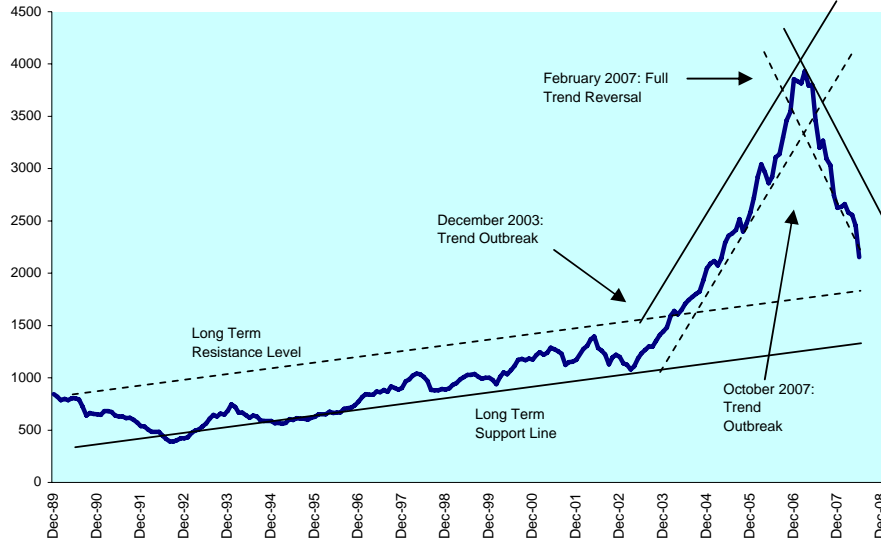
Section 3

Europe

DATE: JUNE 2008 CONTACT DETAILS:

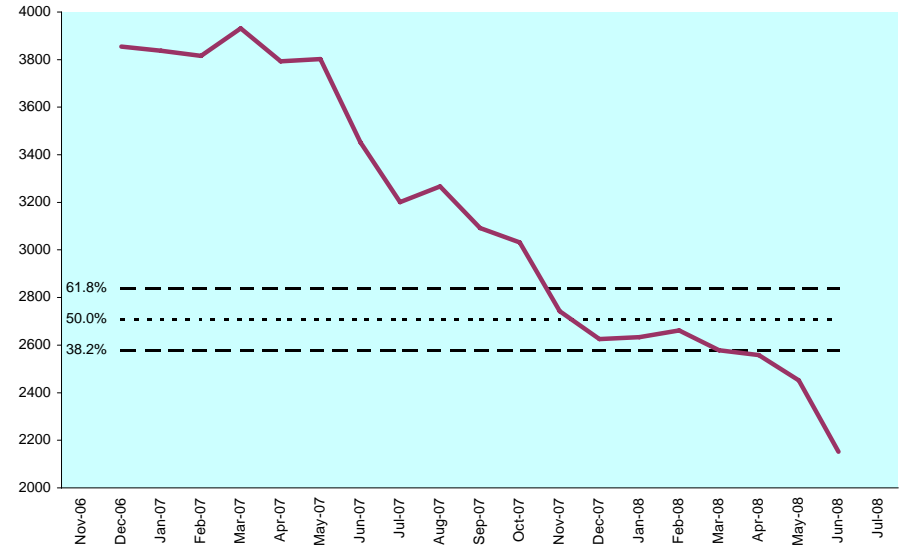
EPRA: Schiphol Boulevard 283, 1118 BH Schiphol Airport, The Netherlands, T +31 20 405 3830, F +31 20 405 3840, E info@epra.com, W www.epra.com
NAREIT: 1875 Eye Street, N.W., Suite 600, Washington D.C. 20006, USA, T +1 202 739 9400, F + 1 202 739 9401, E info@nareit.com, W www.nareit.com

Graph 42: Long Term Technical Analysis - Europe ***

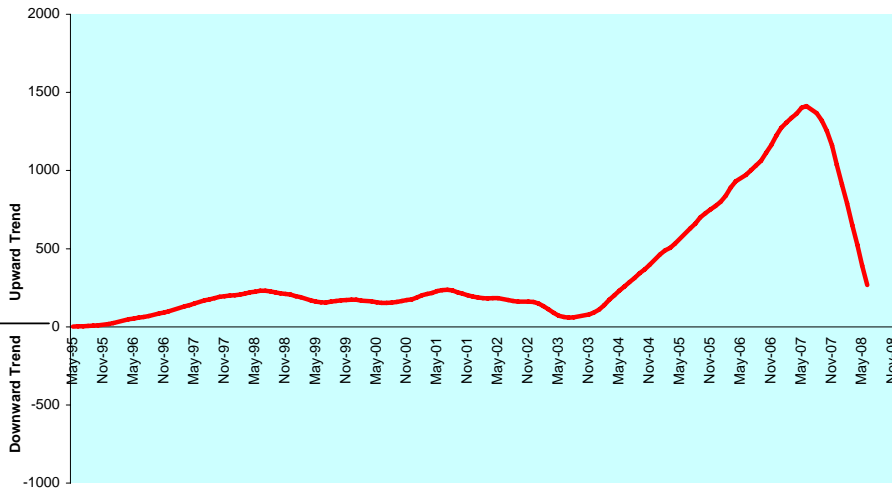


*** A disclaimer applies to this graph. Please refer to pages 98 and 99.

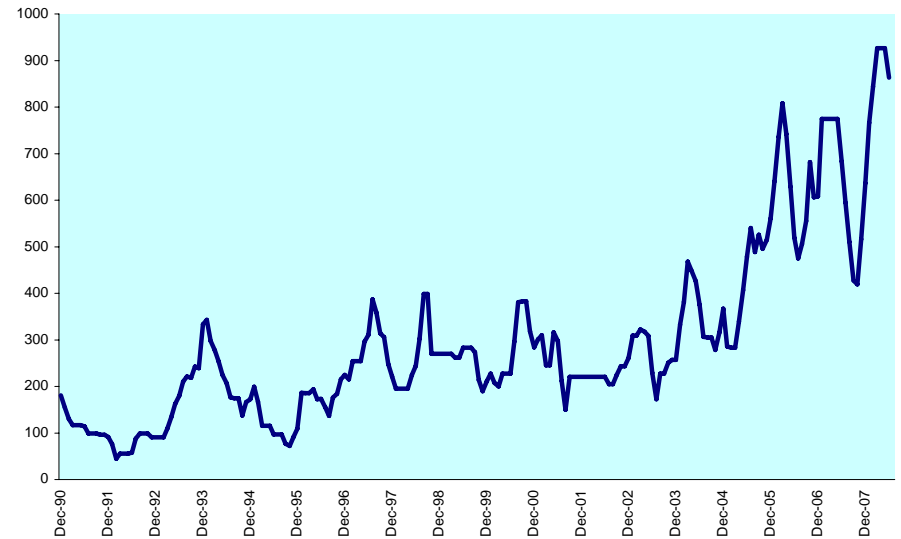
Graph 43: 1Y Retracement Levels - Europe



Graph 44: Moving Averages: 5 Year vs 1 Year Oscillator - Europe



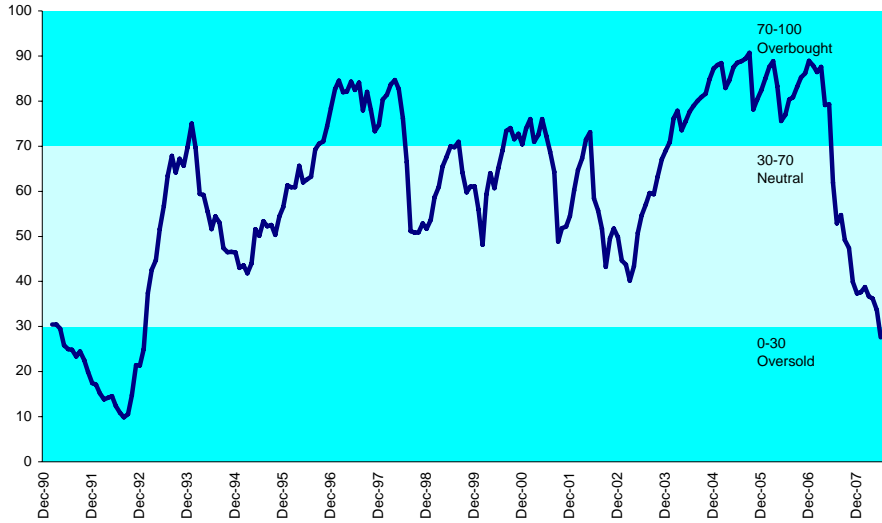
Graph 45: Average True Range (Index Points) - Europe



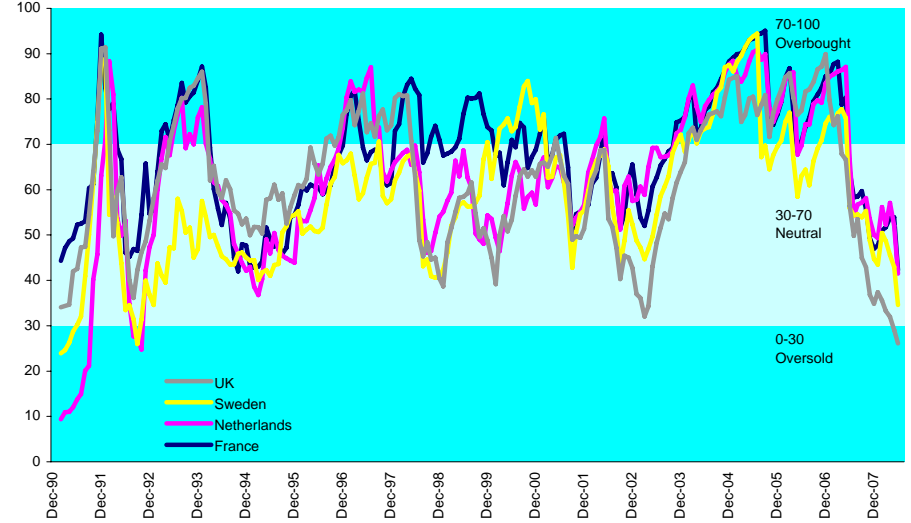
DATE: JUNE 2008 CONTACT DETAILS:

EPRA: Schiphol Boulevard 283, 1118 BH Schiphol Airport, The Netherlands, T +31 20 405 3830, F +31 20 405 3840, E info@epra.com, W www.epra.com
 NAREIT: 1875 Eye Street, N.W., Suite 600, Washington D.C. 20006, USA, T +1 202 739 9400, F +1 202 739 9401, E info@nareit.com, W www.nareit.com

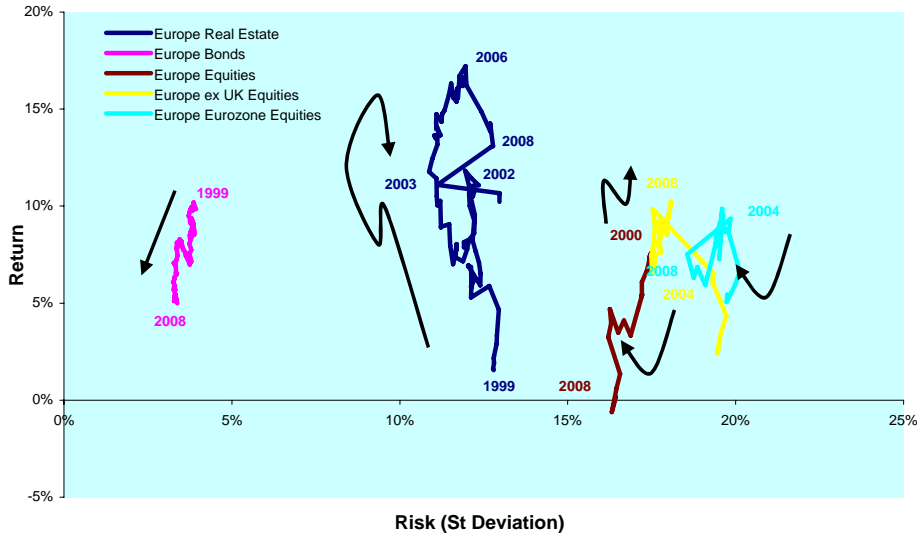
Graph 46: Relative Strength Indicator - Europe



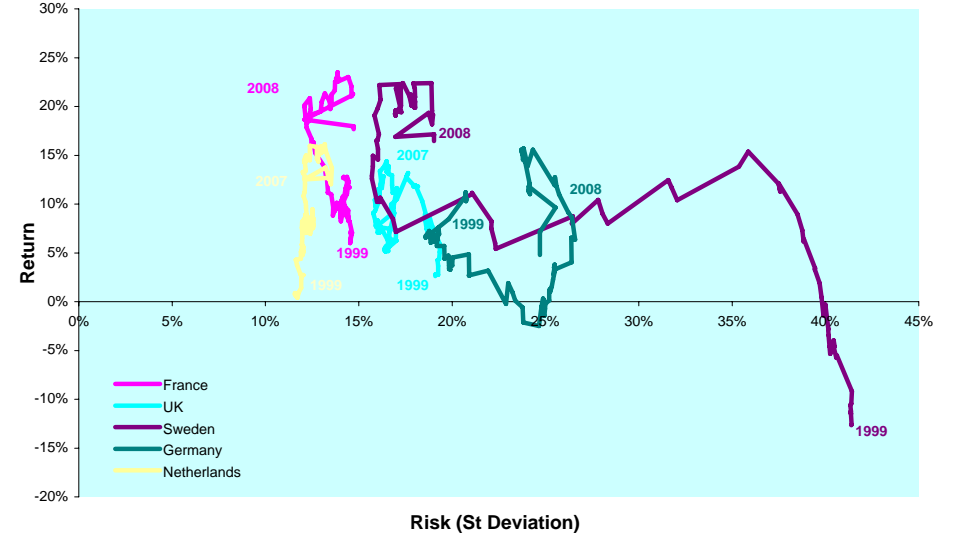
Graph 47: Relative Strength Indicator - Europe Countries



Graph 48: Rolling 10 Years Risk/Return Profile - Europe



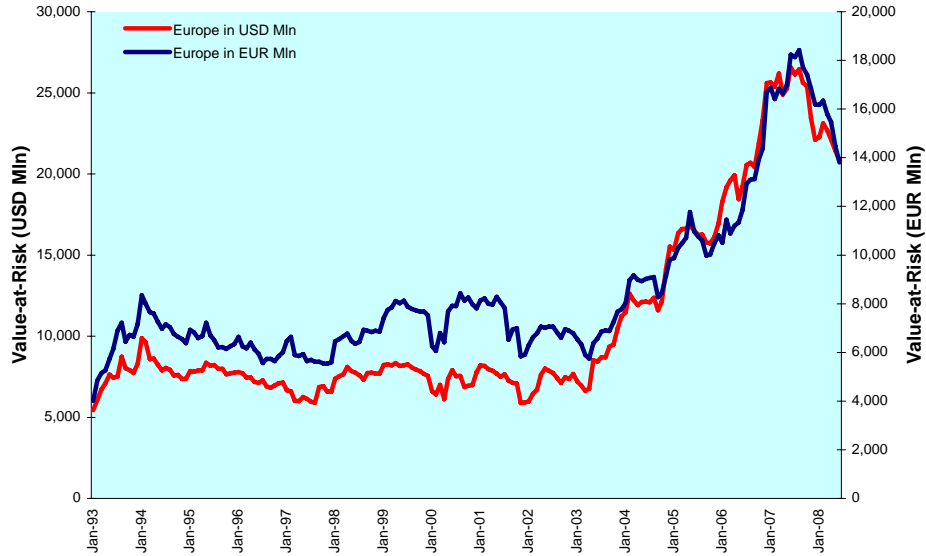
Graph 49: Rolling 10 Years Risk/Return Profile - Europe Countries



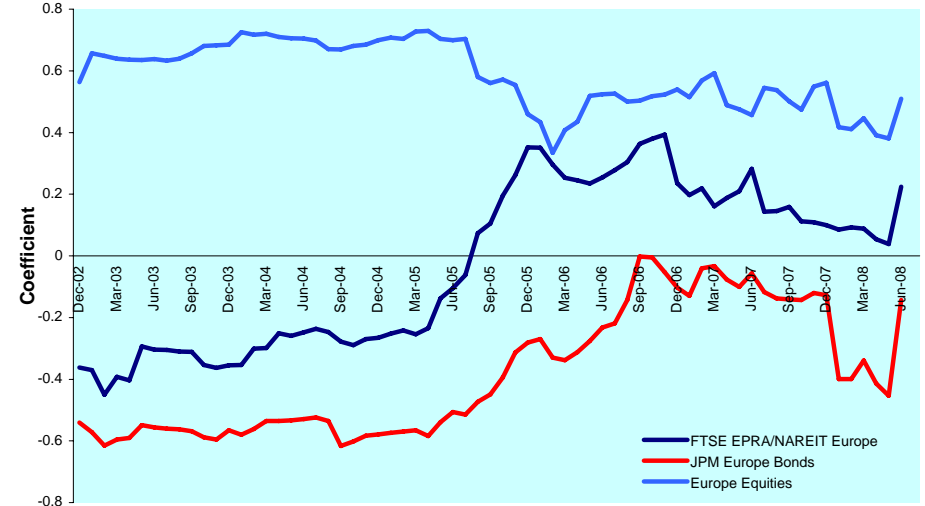
DATE: JUNE 2008 CONTACT DETAILS:

EPRA: Schiphol Boulevard 283, 1118 BH Schiphol Airport, The Netherlands, T +31 20 405 3830, F +31 20 405 3840, E info@epra.com, W www.epra.com
 NAREIT: 1875 Eye Street, N.W., Suite 600, Washington D.C. 20006, USA, T +1 202 739 9400, F +1 202 739 9401, E info@nareit.com, W www.nareit.com

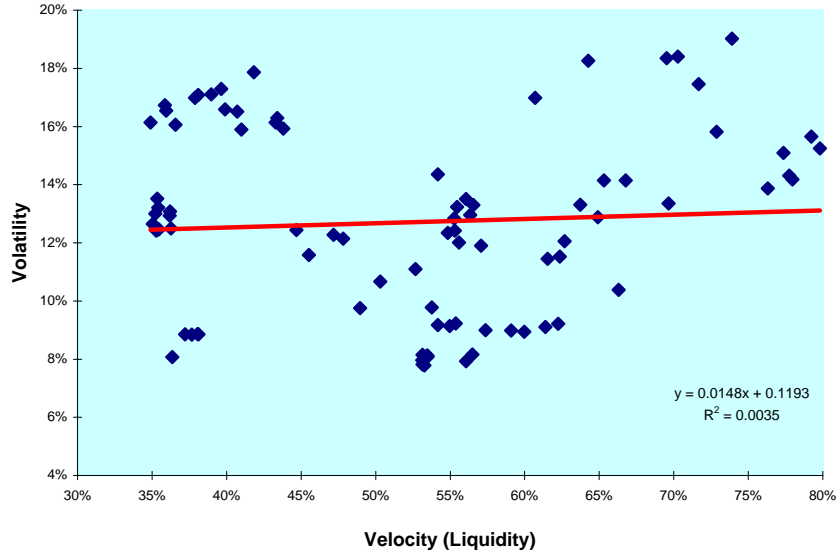
Graph 50: Equally Weighted Value-at-Risk - Europe



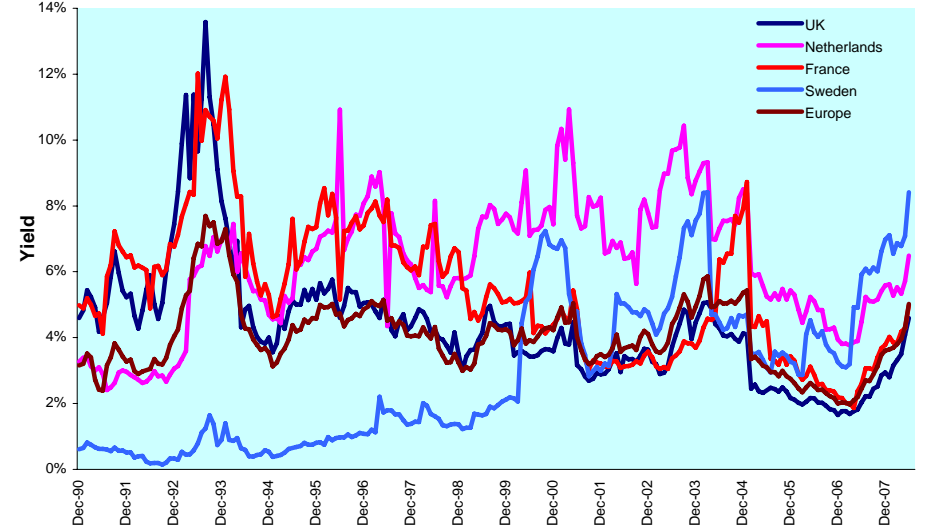
Graph 51: Asset Classes Correlations - Europe



Graph 52: 36 Months Velocity vs. Volatility - Europe



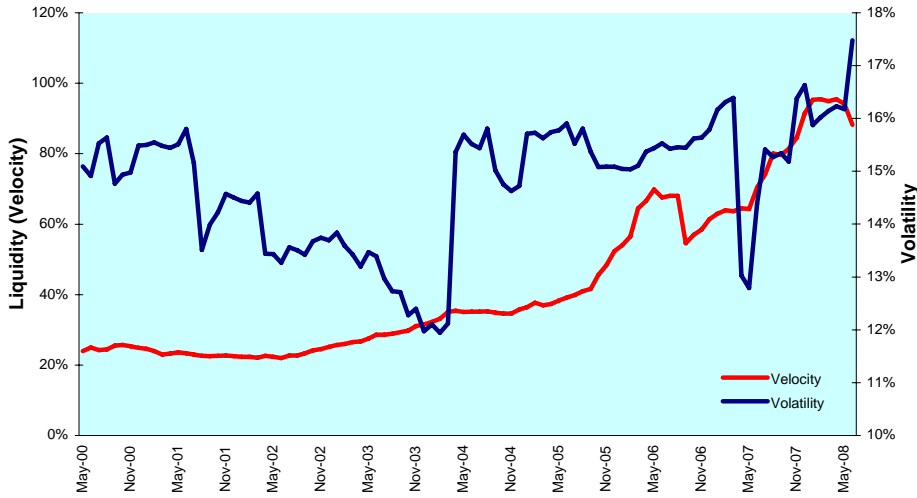
Graph 53: 12 Months Dividend Yields (Local Currency) - Europe



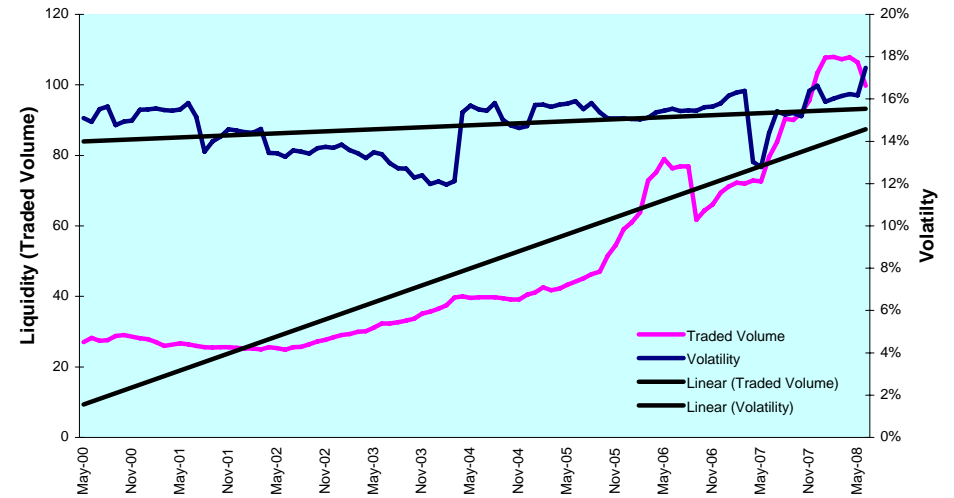
DATE: JUNE 2008 CONTACT DETAILS:

EPRA: Schiphol Boulevard 283, 1118 BH Schiphol Airport, The Netherlands, T +31 20 405 3830, F +31 20 405 3840, E info@epra.com, W www.epra.com
 NAREIT: 1875 Eye Street, N.W., Suite 600, Washington D.C. 20006, USA, T +1 202 739 9400, F + 1 202 739 9401, E info@nareit.com, W www.nareit.com

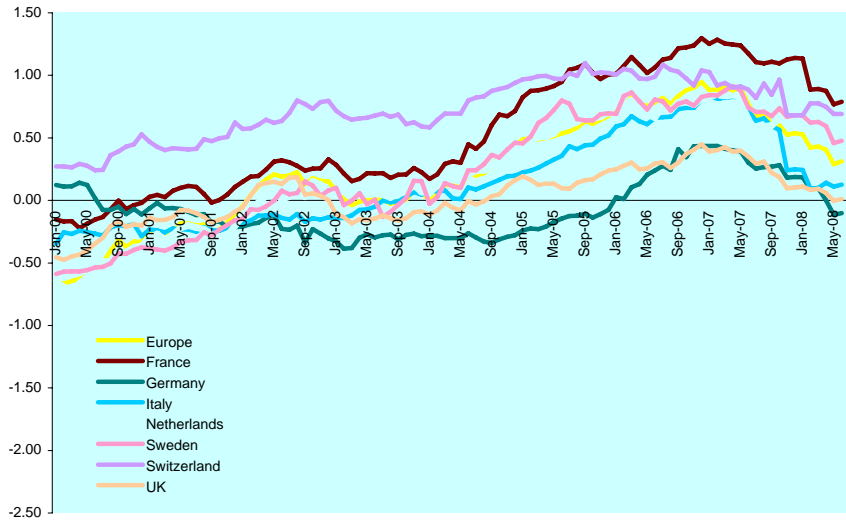
Graph 54: Liquidity (Velocity) vs. Volatility (St. Deviation) - Europe



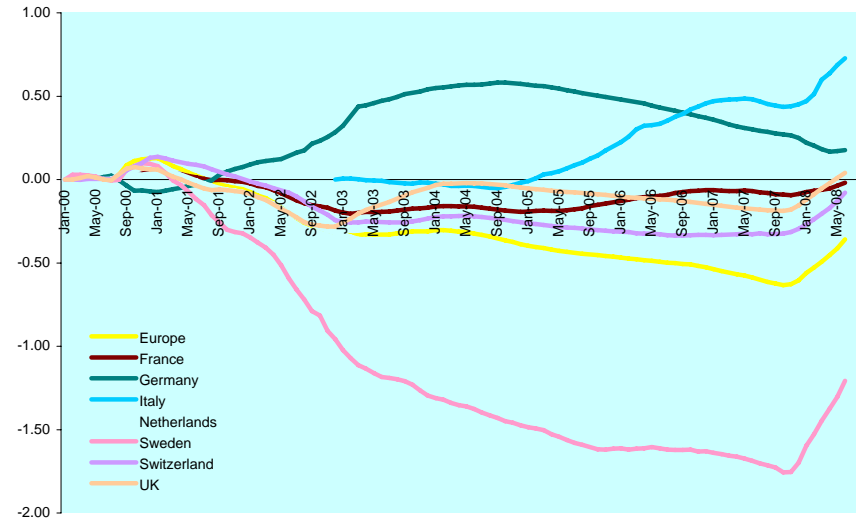
Graph 55: Liquidity (Traded Volume) vs. Volatility (St. Deviation) - Europe



Graph 56: Sharp Ratio - Europe



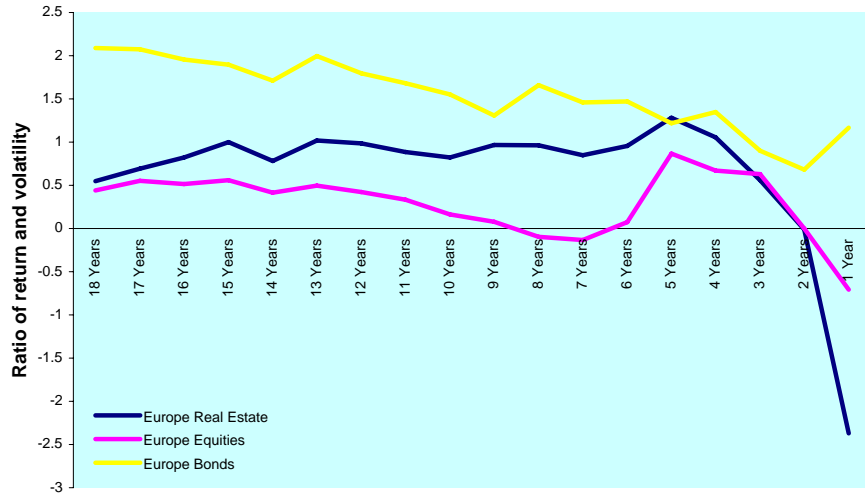
Graph 57: Long Term Beta Coefficient - Europe



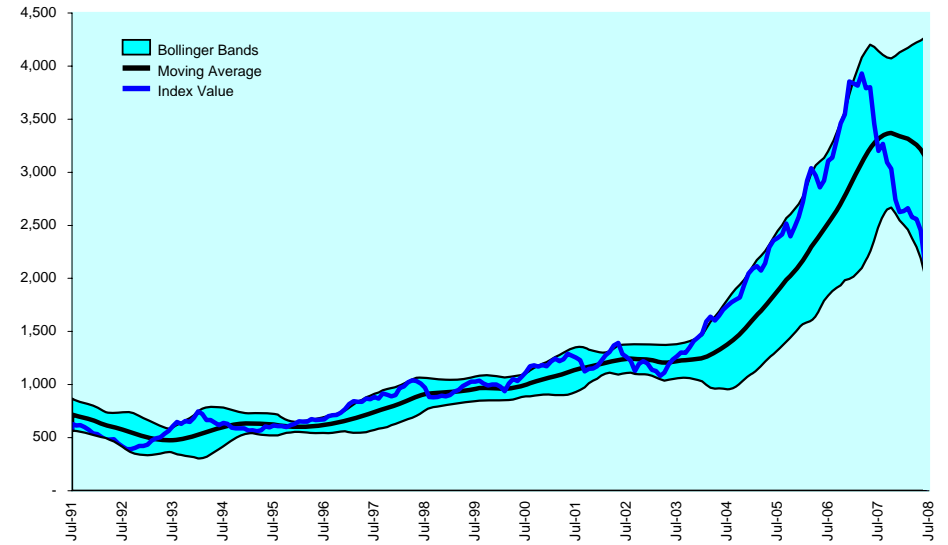
DATE: JUNE 2008 CONTACT DETAILS:

EPRA: Schiphol Boulevard 283, 1118 BH Schiphol Airport, The Netherlands, T +31 20 405 3830, F +31 20 405 3840, E info@epra.com, W www.epra.com
 NAREIT: 1875 Eye Street, N.W., Suite 600, Washington D.C. 20006, USA, T +1 202 739 9400, F +1 202 739 9401, E info@nareit.com, W www.nareit.com

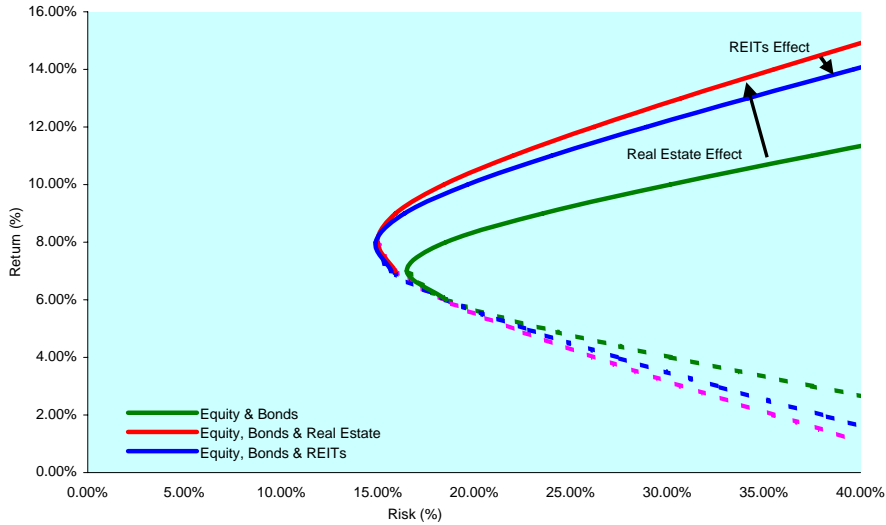
Graph 58: Investment Horizons - Europe



Graph 59: 20 Month Bollinger Bands - Europe



Graph 60: Efficient Frontiers - Europe



DATE: JUNE 2008 CONTACT DETAILS:

EPRA: Schiphol Boulevard 283, 1118 BH Schiphol Airport, The Netherlands, T +31 20 405 3830, F +31 20 405 3840, E info@epra.com, W www.epra.com
 NAREIT: 1875 Eye Street, N.W., Suite 600, Washington D.C. 20006, USA, T +1 202 739 9400, F +1 202 739 9401, E info@nareit.com, W www.nareit.com

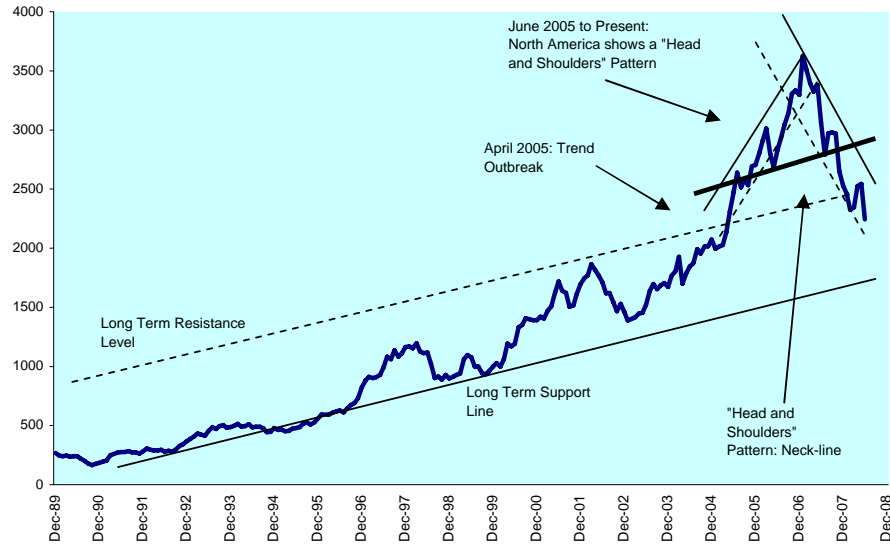
Section 4

North America

DATE: JUNE 2008 CONTACT DETAILS:

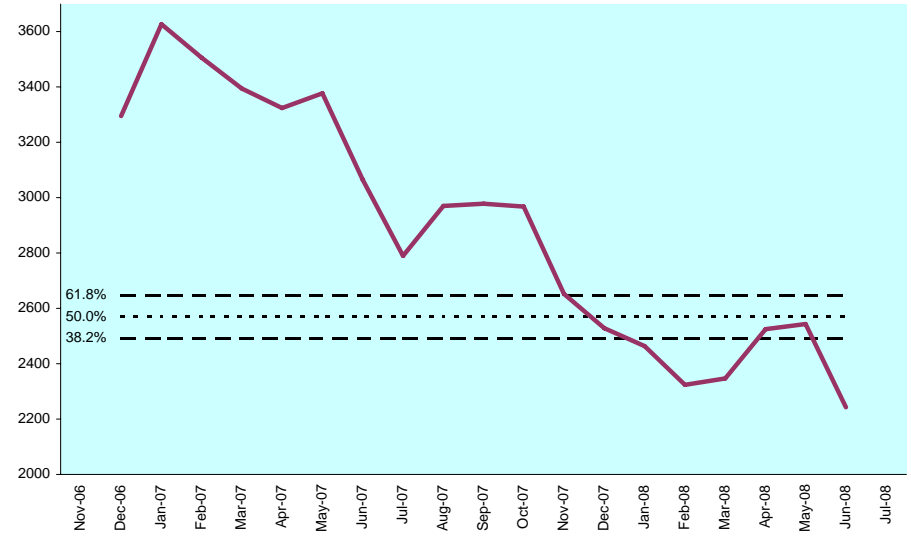
EPRA: Schiphol Boulevard 283, 1118 BH Schiphol Airport, The Netherlands, T +31 20 405 3830, F +31 20 405 3840, E info@epra.com, W www.epra.com
NAREIT: 1875 Eye Street, N.W., Suite 600, Washington D.C. 20006, USA, T +1 202 739 9400, F + 1 202 739 9401, E info@nareit.com, W www.nareit.com

Graph 61: Long Term Technical Analysis - North America ***

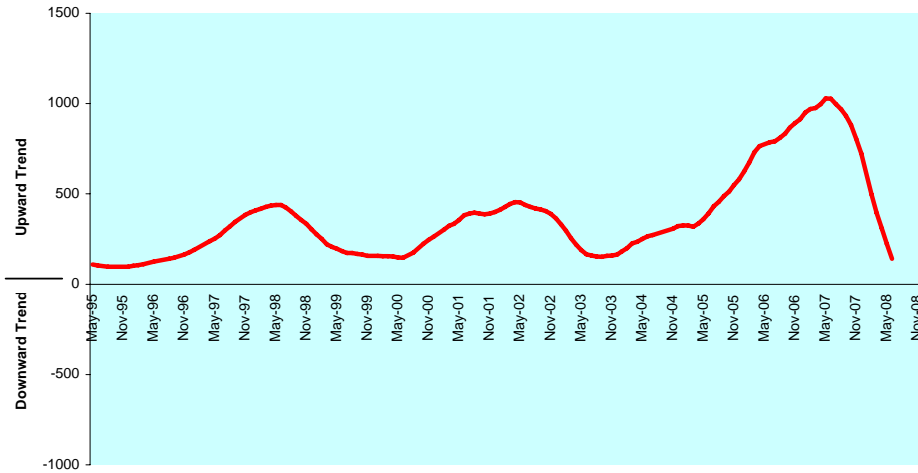


*** A disclaimer applies to this graph. Please refer to pages 98 and 99.

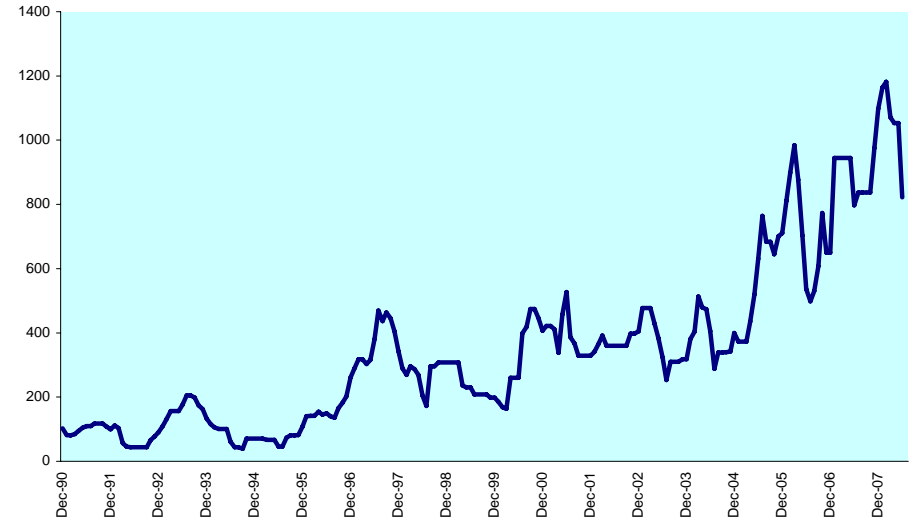
Graph 62: 1Y Retracement Levels - North America



Graph 63: Moving Averages: 5 Year vs 1 Year Oscillator - North America



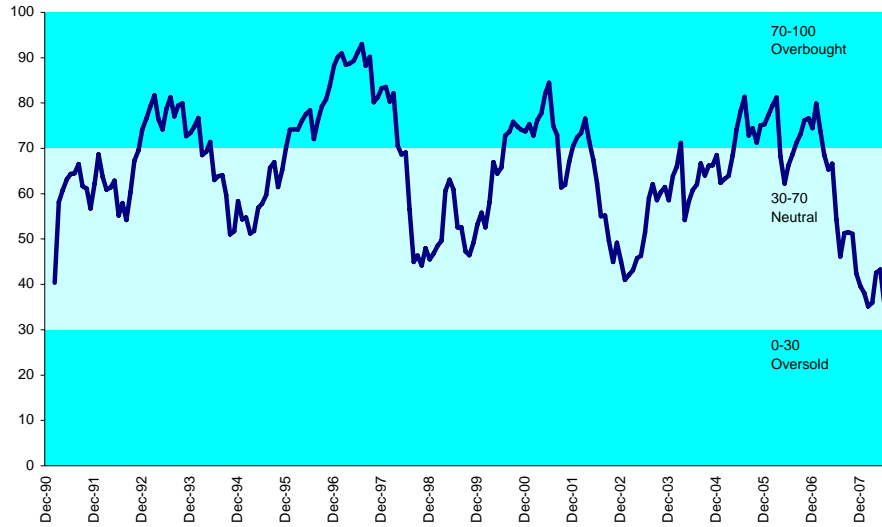
Graph 64: Average True Range (Index Points) - North America



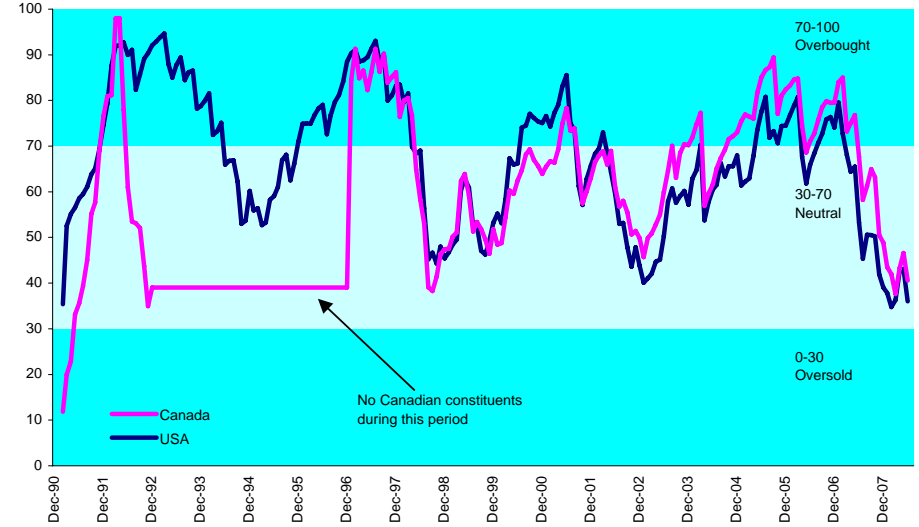
DATE: JUNE 2008 CONTACT DETAILS:

EPRA: Schiphol Boulevard 283, 1118 BH Schiphol Airport, The Netherlands, T +31 20 405 3830, F +31 20 405 3840, E info@epra.com, W www.epra.com
 NAREIT: 1875 Eye Street, N.W., Suite 600, Washington D.C. 20006, USA, T +1 202 739 9400, F +1 202 739 9401, E info@nareit.com, W www.nareit.com

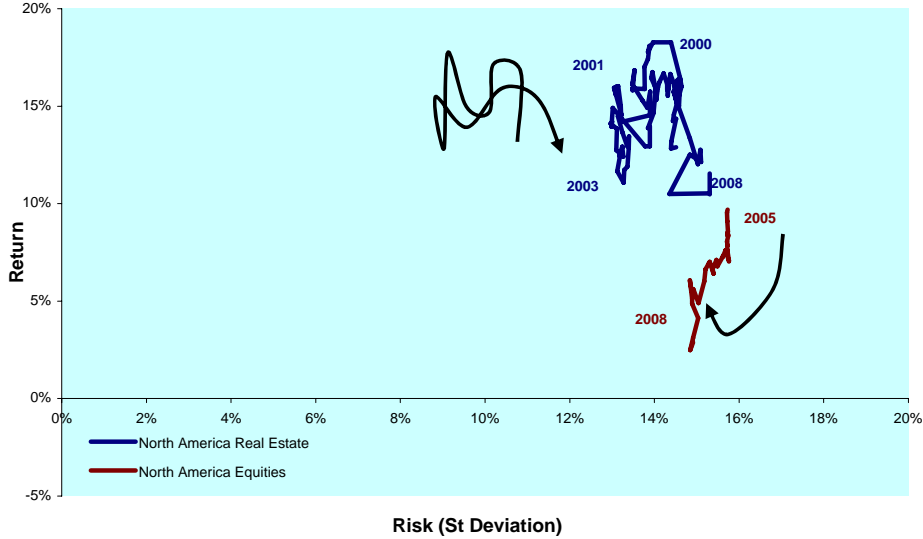
Graph 65: Relative Strength Indicator - North America



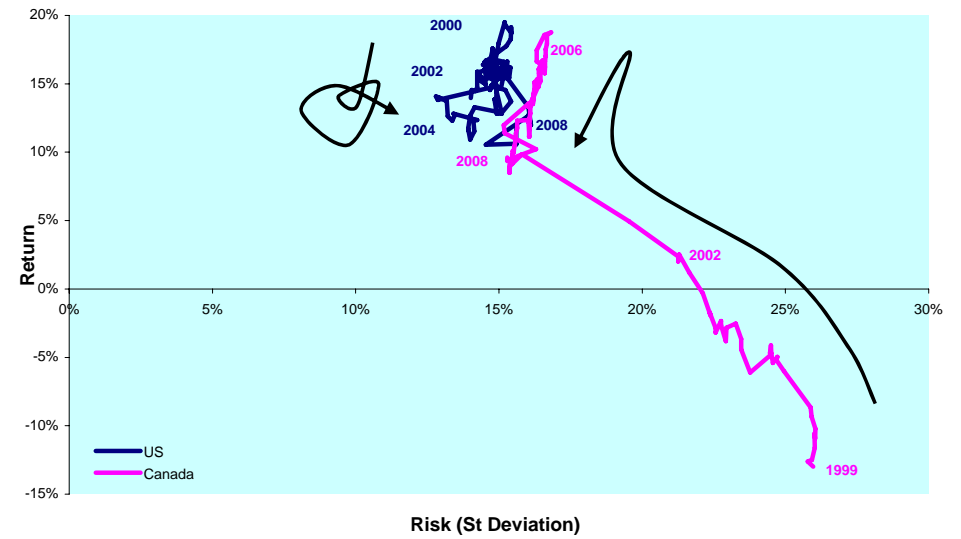
Graph 66: Relative Strength Indicator - North America Countries



Graph 67: Rolling 10 Years Risk/Return Profile - North America



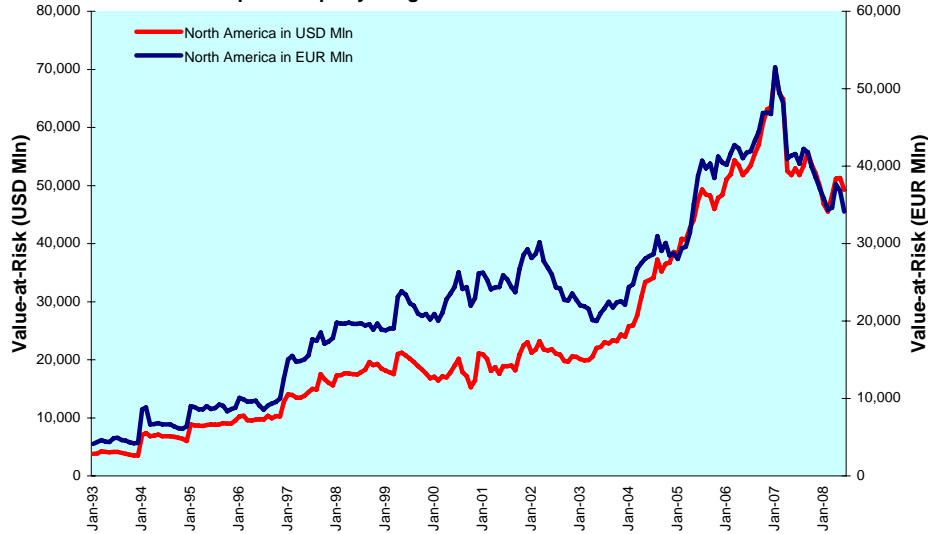
Graph 68: Rolling 10 Years Risk/Return Profile - North America Countries



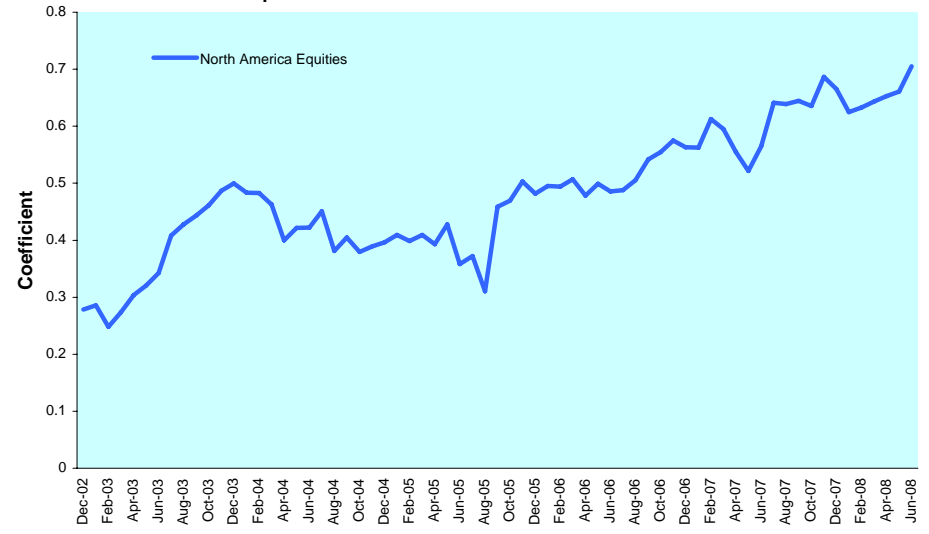
DATE: JUNE 2008 CONTACT DETAILS:

EPRA: Schiphol Boulevard 283, 1118 BH Schiphol Airport, The Netherlands, T +31 20 405 3830, F +31 20 405 3840, E info@epra.com, W www.epra.com
 NAREIT: 1875 Eye Street, N.W., Suite 600, Washington D.C. 20006, USA, T +1 202 739 9400, F +1 202 739 9401, E info@nareit.com, W www.nareit.com

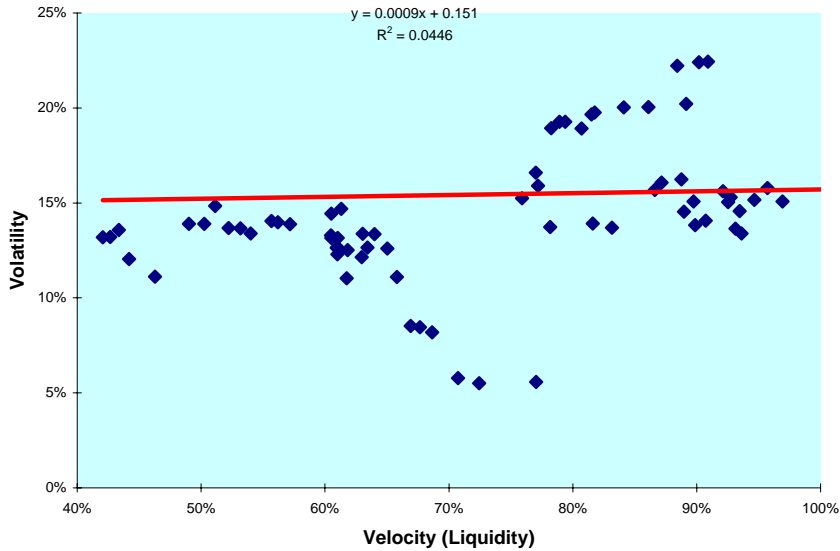
Graph 69: Equally Weighted Value-at-Risk - North America



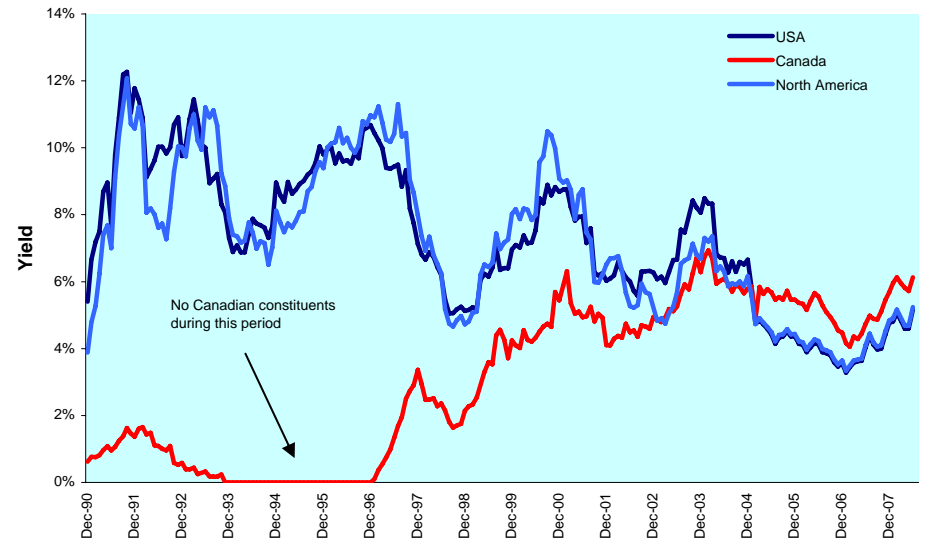
Graph 70: Asset Classes Correlations - North America



Graph 71: 36 Months Velocity vs. Volatility - North America



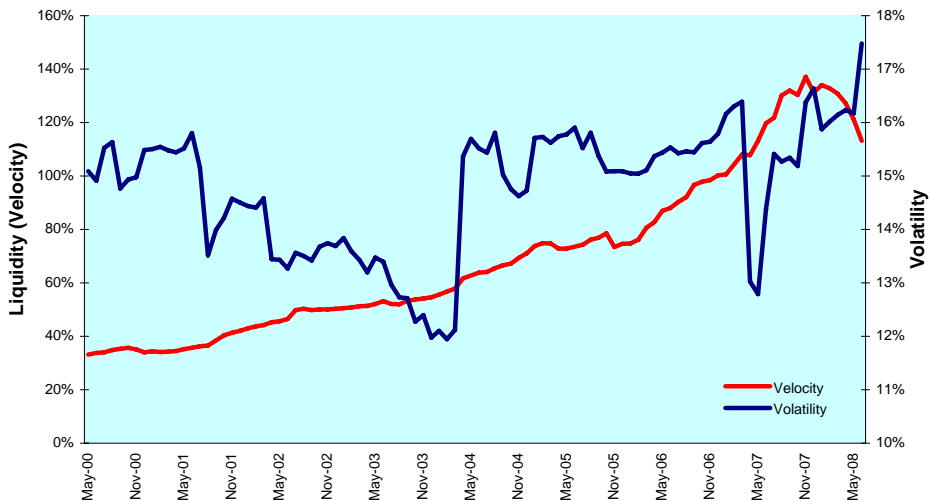
Graph 72: 12 Months Dividend Yields (Local Currency) - North America



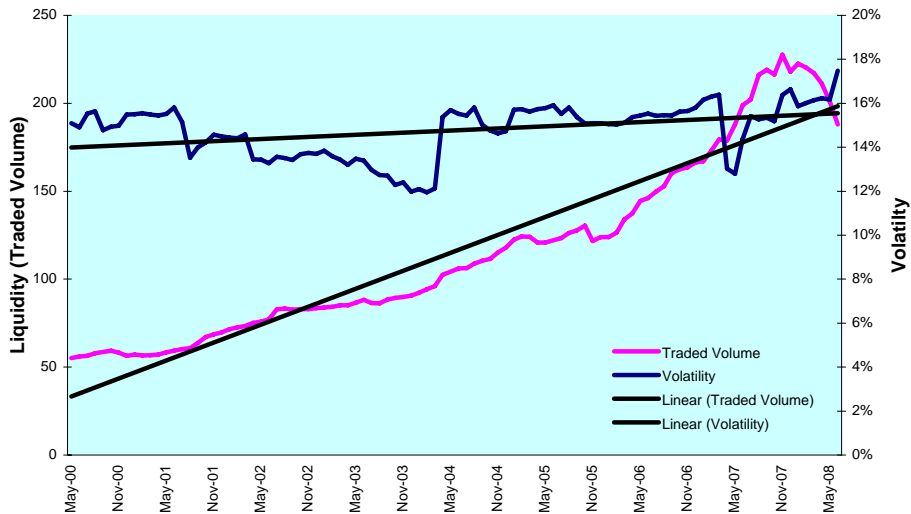
DATE: JUNE 2008 CONTACT DETAILS:

EPRA: Schiphol Boulevard 283, 1118 BH Schiphol Airport, The Netherlands, T +31 20 405 3830, F +31 20 405 3840, E info@epra.com, W www.epra.com
 NAREIT: 1875 Eye Street, N.W., Suite 600, Washington D.C. 20006, USA, T +1 202 739 9400, F + 1 202 739 9401, E info@nareit.com, W www.nareit.com

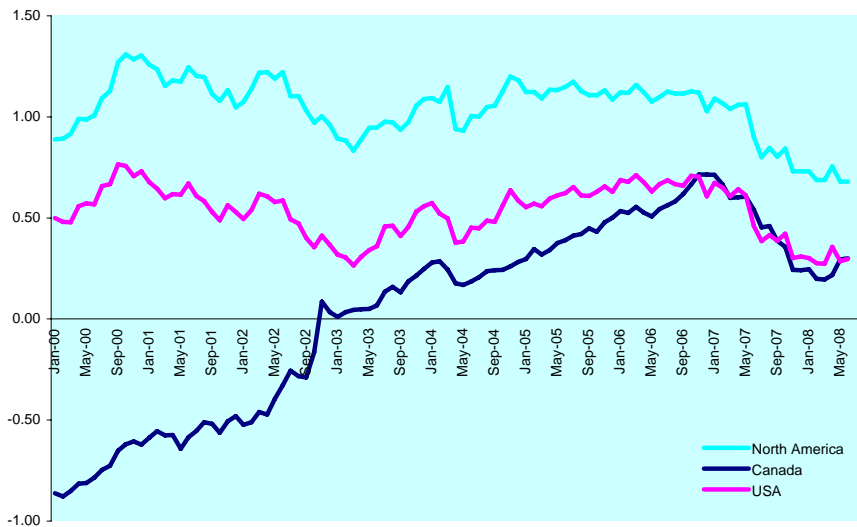
Graph 73: Liquidity (Velocity) vs. Volatility (St. Deviation) - North America



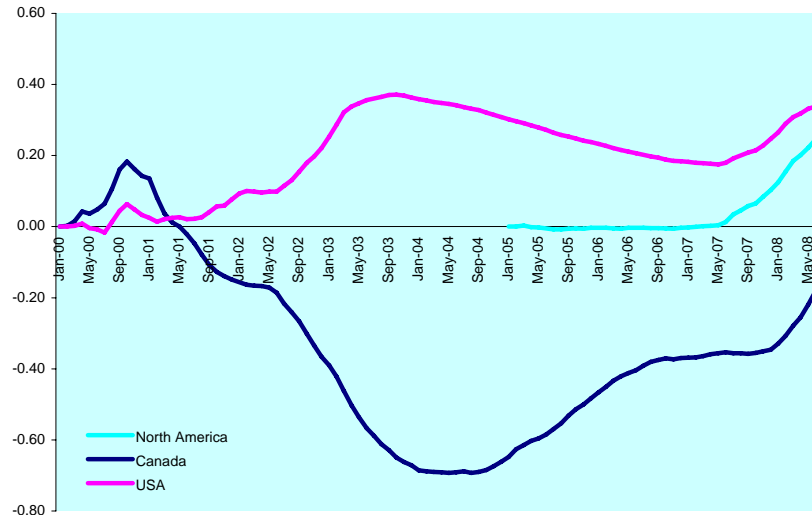
Graph 74: Liquidity (Traded Volume) vs. Volatility (St. Deviation) - North America



Graph 75: Sharp Ratio - North America



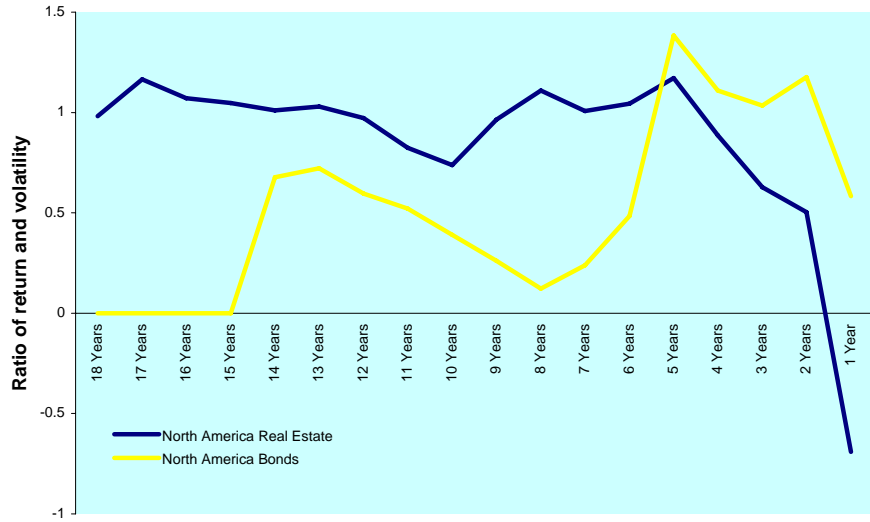
Graph 76: Long Term Beta Coefficient - North America



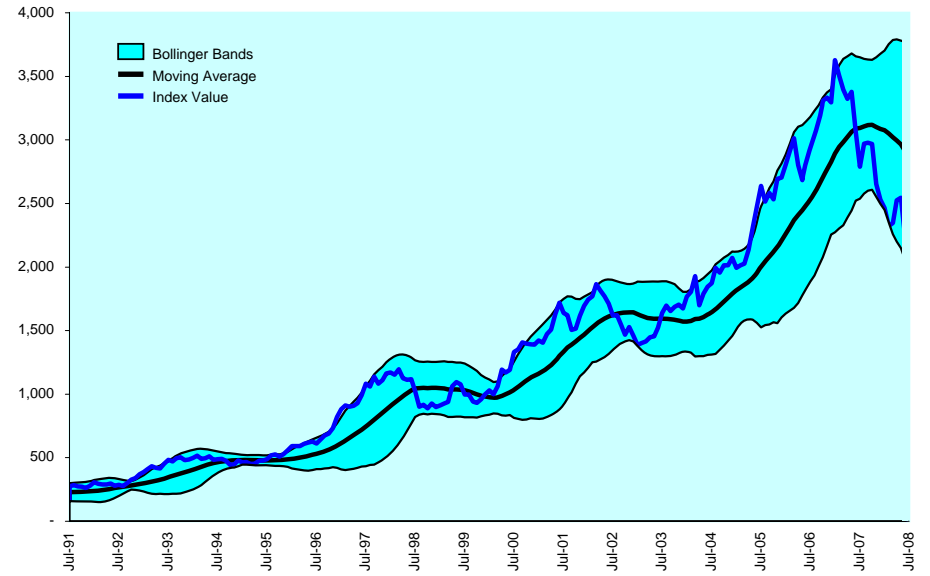
DATE: JUNE 2008 CONTACT DETAILS:

Epra: Schiphol Boulevard 283, 1118 BH Schiphol Airport, The Netherlands, T +31 20 405 3830, F +31 20 405 3840, E info@epra.com, W www.epra.com
 Nareit: 1875 Eye Street, N.W., Suite 600, Washington D.C. 20006, USA, T +1 202 739 9400, F +1 202 739 9401, E info@nareit.com, W www.nareit.com

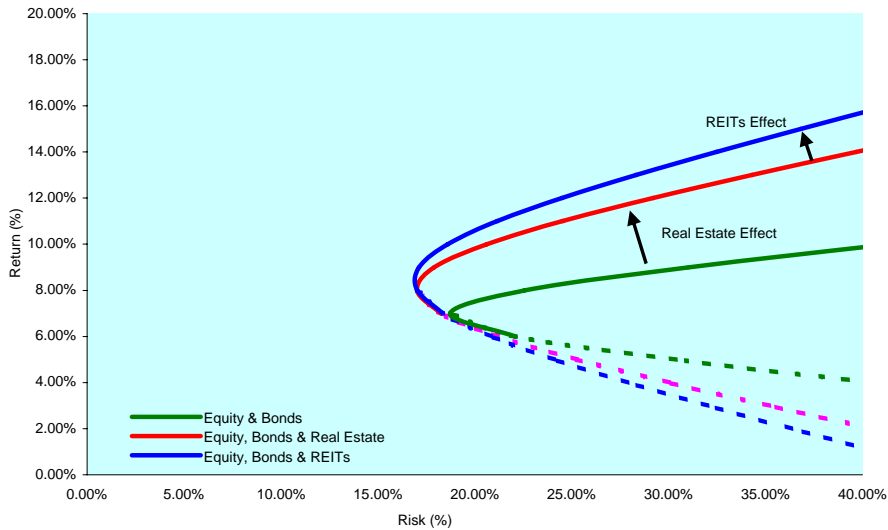
Graph 77: Investment Horizons - North America



Graph 78: 20 Month Bollinger Bands - North America



Graph 79: Efficient Frontiers - North America



DATE: JUNE 2008 CONTACT DETAILS:

EPRA: Schiphol Boulevard 283, 1118 BH Schiphol Airport, The Netherlands, T +31 20 405 3830, F +31 20 405 3840, E info@epra.com, W www.epra.com
 NAREIT: 1875 Eye Street, N.W., Suite 600, Washington D.C. 20006, USA, T +1 202 739 9400, F +1 202 739 9401, E info@nareit.com, W www.nareit.com

Section 5

Individual Countries *

* This section contains selected country graphs. Other graphs and graphs for other countries are available upon request.

DATE: JUNE 2008 CONTACT DETAILS:

EPRA: Schiphol Boulevard 283, 1118 BH Schiphol Airport, The Netherlands, T +31 20 405 3830, F +31 20 405 3840, E info@epra.com, W www.epra.com
NAREIT: 1875 Eye Street, N.W., Suite 600, Washington D.C. 20006, USA, T +1 202 739 9400, F + 1 202 739 9401, E info@nareit.com, W www.nareit.com

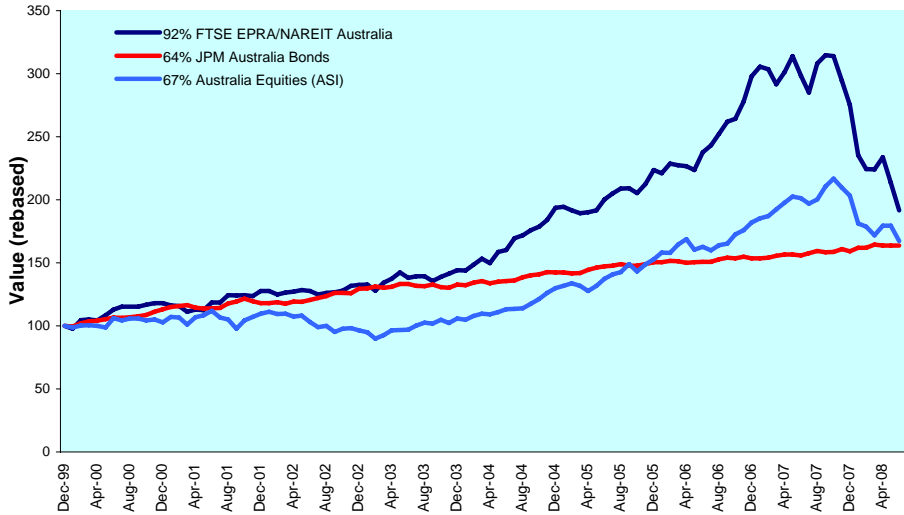
Section 5.1

Australia

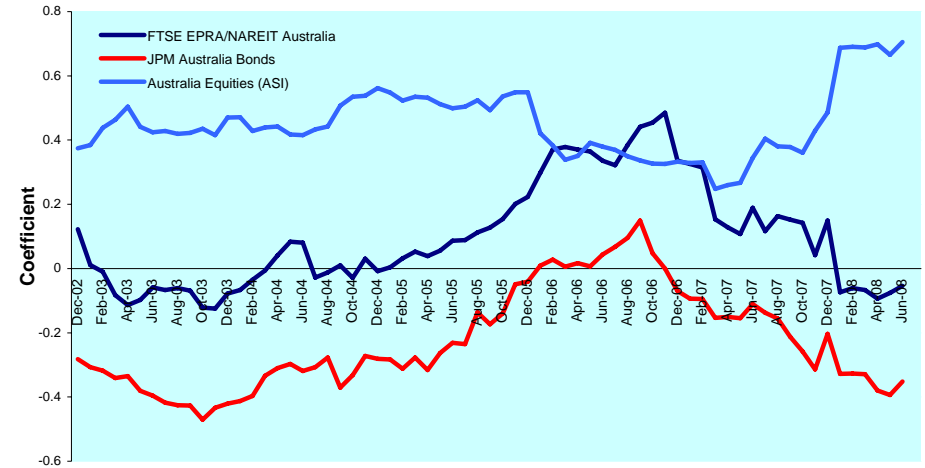
DATE: JUNE 2008 CONTACT DETAILS:

EPRA: Schiphol Boulevard 283, 1118 BH Schiphol Airport, The Netherlands, T +31 20 405 3830, F +31 20 405 3840, E info@epra.com, W www.epra.com
NAREIT: 1875 Eye Street, N.W., Suite 600, Washington D.C. 20006, USA, T +1 202 739 9400, F + 1 202 739 9401, E info@nareit.com, W www.nareit.com

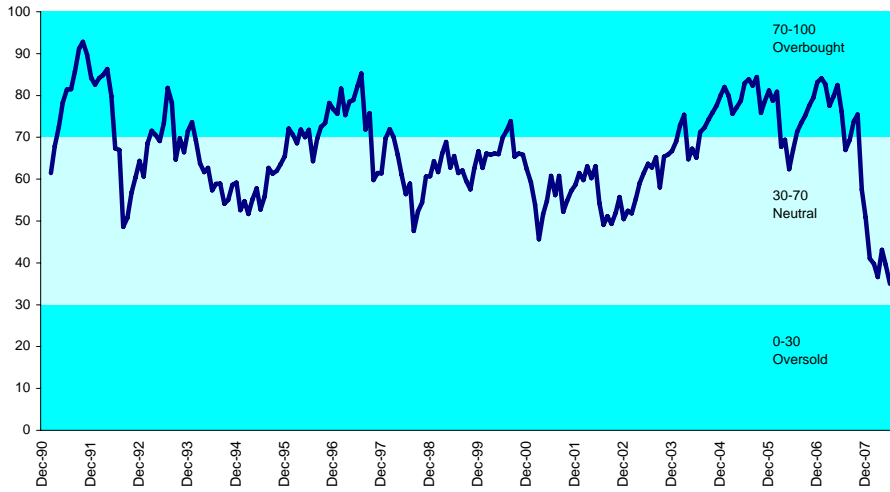
Graph 80: Bonds, Equities & Real Estate - Australia



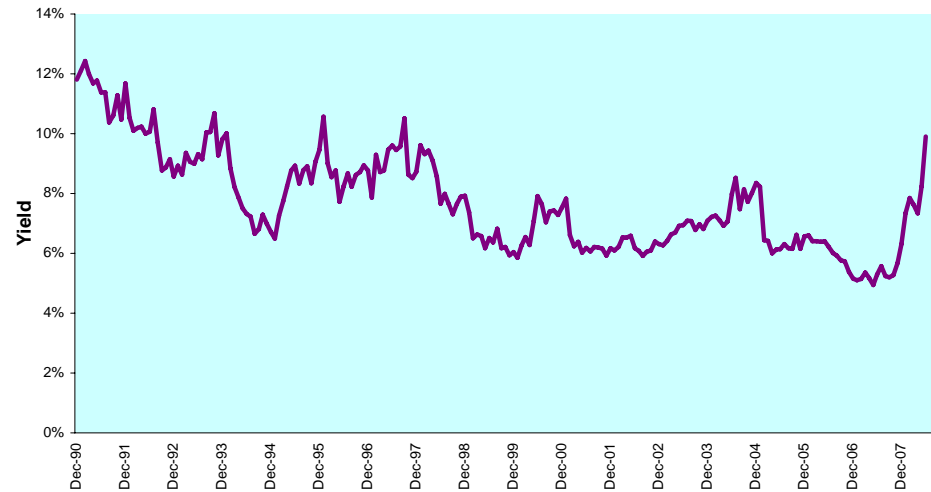
Graph 81: Asset Classes Correlations - Australia



Graph 82: Relative Strength Indicator - Australia



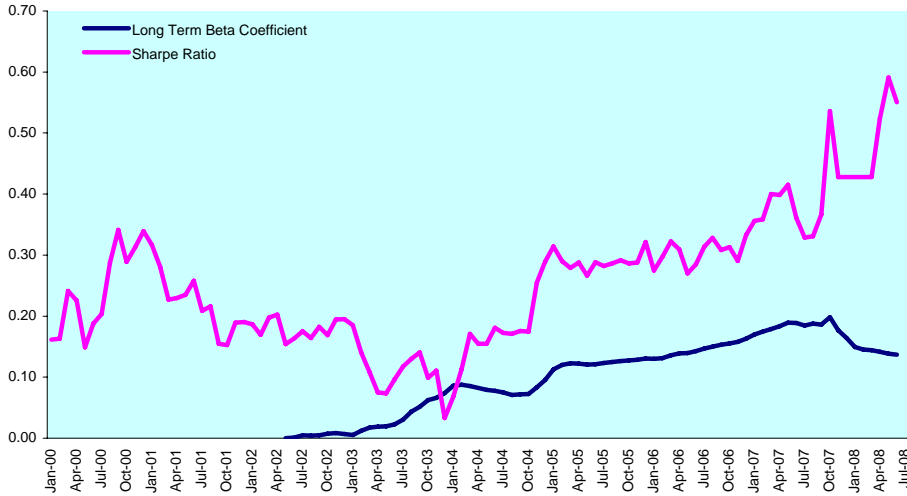
Graph 83: 12 Months Dividend Yields - Australia



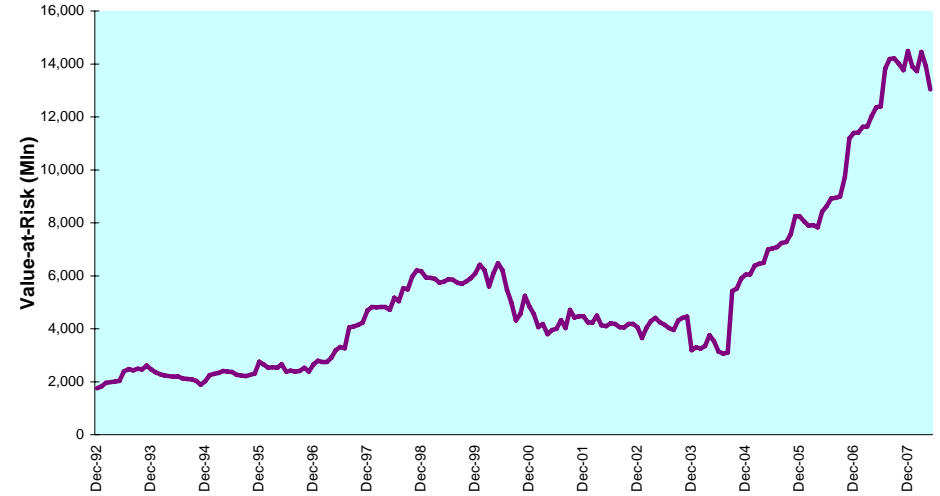
DATE: JUNE 2008 CONTACT DETAILS:

EPRA: Schiphol Boulevard 283, 1118 BH Schiphol Airport, The Netherlands, T +31 20 405 3830, F +31 20 405 3840, E info@epra.com, W www.epra.com
 NAREIT: 1875 Eye Street, N.W., Suite 600, Washington D.C. 20006, USA, T +1 202 739 9400, F +1 202 739 9401, E info@nareit.com, W www.nareit.com

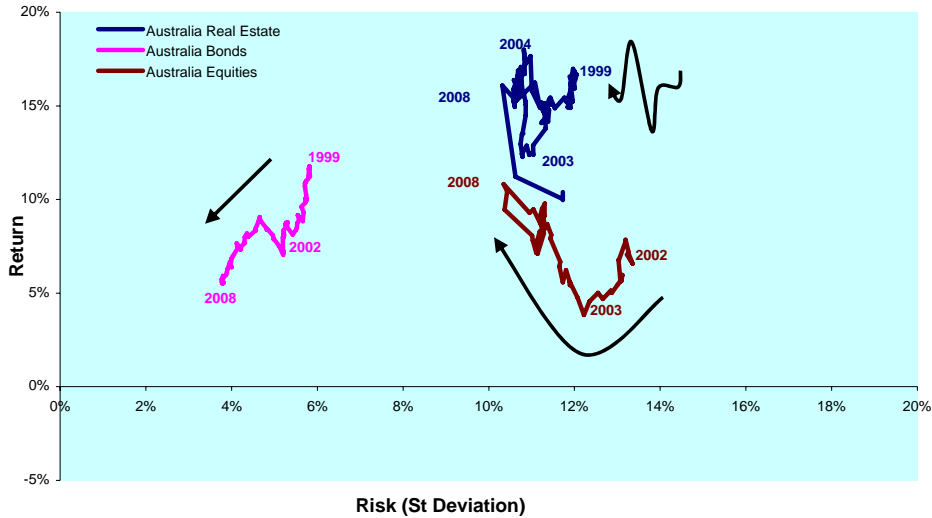
Graph 84: Long Term Beta Coefficient & Sharpe Ratio - Australia



Graph 85: Equally Weighted Value-at-Risk - Australia



Graph 86: Rolling 10 Years Risk/Return Profiles - Australia



DATE: JUNE 2008 CONTACT DETAILS:

EPRA: Schiphol Boulevard 283, 1118 BH Schiphol Airport, The Netherlands, T +31 20 405 3830, F +31 20 405 3840, E info@epra.com, W www.epra.com
 NAREIT: 1875 Eye Street, N.W., Suite 600, Washington D.C. 20006, USA, T + 1 202 739 9400, F + 1 202 739 9401, E info@nareit.com, W www.nareit.com

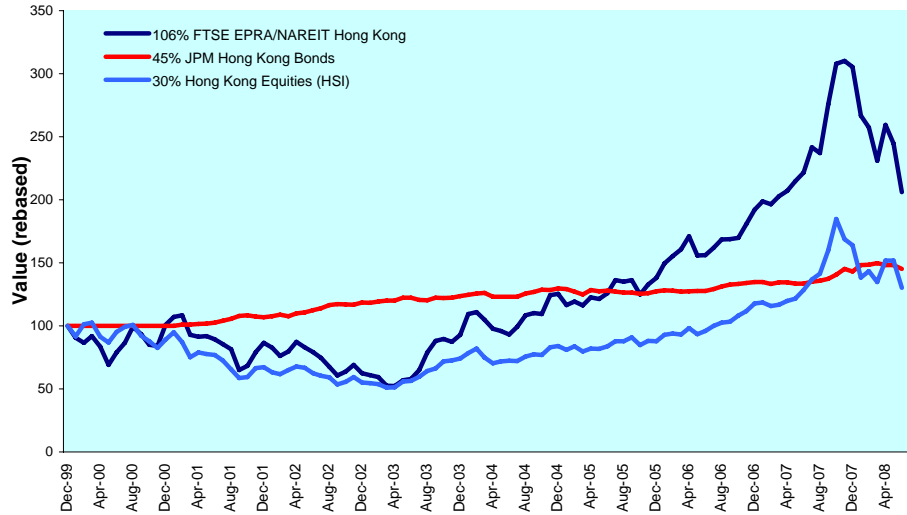
Section 5.2

Hong Kong

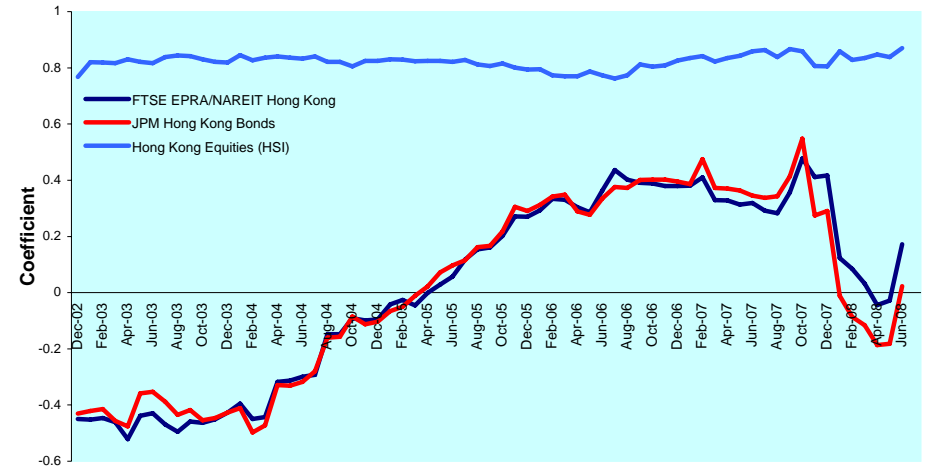
DATE: JUNE 2008 CONTACT DETAILS:

EPRA: Schiphol Boulevard 283, 1118 BH Schiphol Airport, The Netherlands, T +31 20 405 3830, F +31 20 405 3840, E info@epra.com, W www.epra.com
NAREIT: 1875 Eye Street, N.W., Suite 600, Washington D.C. 20006, USA, T +1 202 739 9400, F + 1 202 739 9401, E info@nareit.com, W www.nareit.com

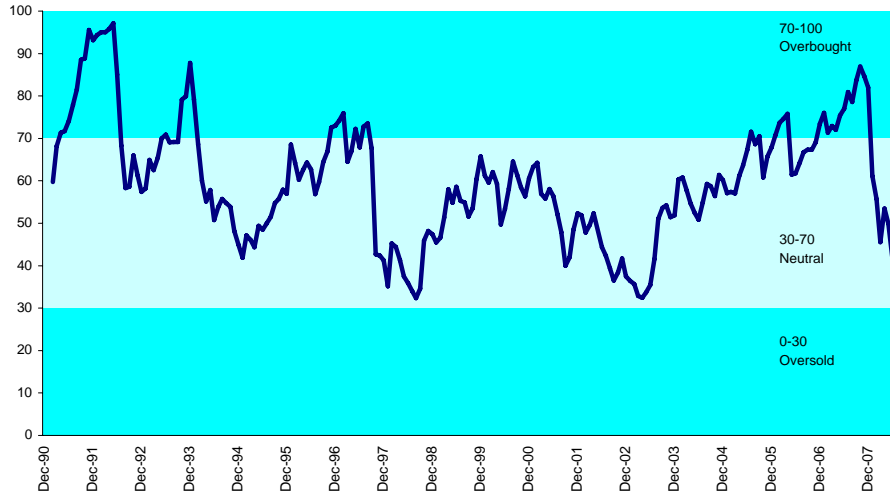
Graph 87: Bonds, Equities & Real Estate - Hong Kong



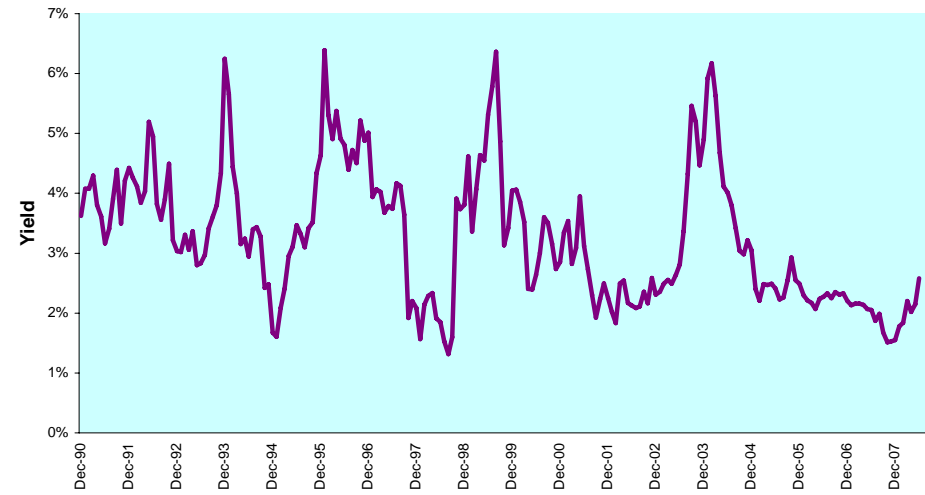
Graph 88: Asset Classes Correlations - Hong Kong



Graph 89: Relative Strength Indicator - Hong Kong



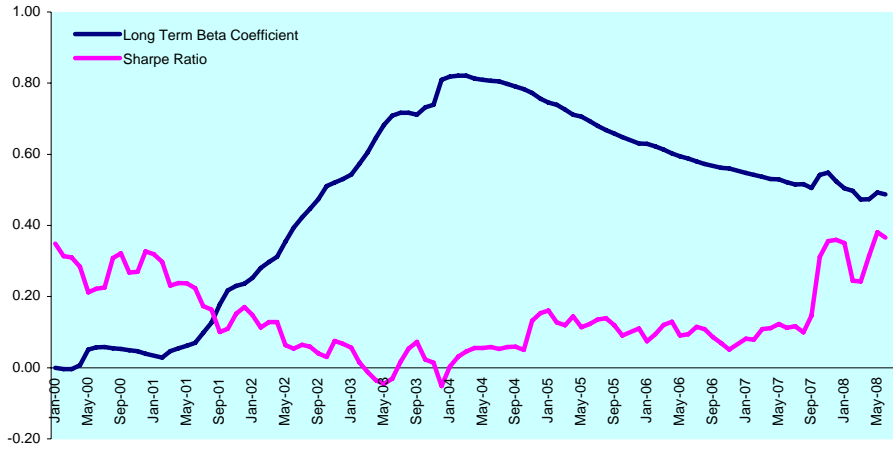
Graph 90: 12 Months Dividend Yields - Hong Kong



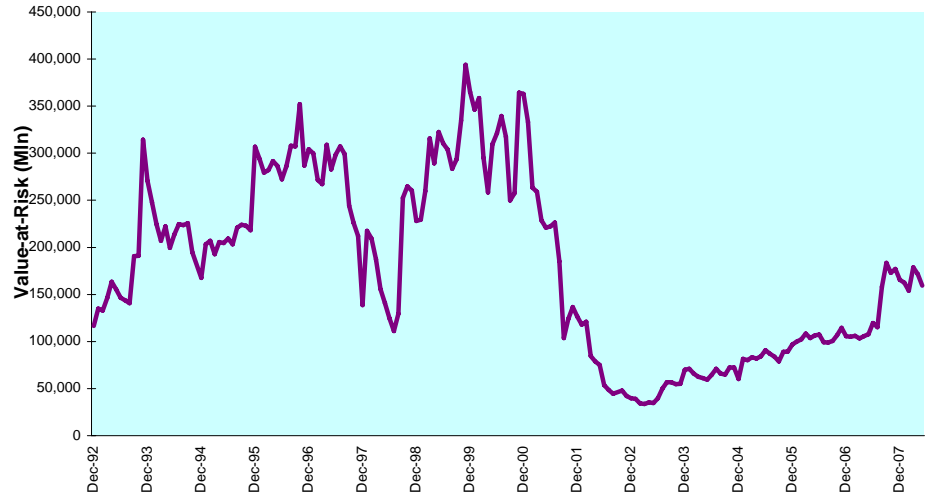
DATE: JUNE 2008 CONTACT DETAILS:

EPRA: Schiphol Boulevard 283, 1118 BH Schiphol Airport, The Netherlands, T +31 20 405 3830, F +31 20 405 3840, E info@epra.com, W www.epra.com
 NAREIT: 1875 Eye Street, N.W., Suite 600, Washington D.C. 20006, USA, T +1 202 739 9400, F +1 202 739 9401, E info@nareit.com, W www.nareit.com

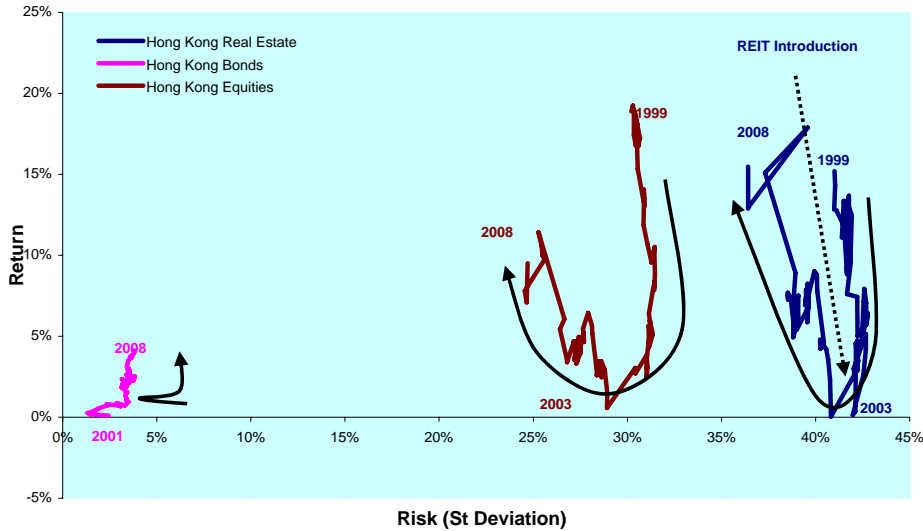
Graph 91: Long Term Beta Coefficient & Sharpe Ratio - Hong Kong



Graph 92: Equally Weighted Value-at-Risk - Hong Kong



Graph 93: Rolling 10 Years Risk/Return Profiles - Hong Kong



DATE: JUNE 2008 CONTACT DETAILS:

Epra: Schiphol Boulevard 283, 1118 BH Schiphol Airport, The Netherlands, T +31 20 405 3830, F +31 20 405 3840, E info@epa.com, W www.epra.com
 Nareit: 1875 Eye Street, N.W., Suite 600, Washington D.C. 20006, USA, T +1 202 739 9400, F + 1 202 739 9401, E info@nareit.com, W www.nareit.com

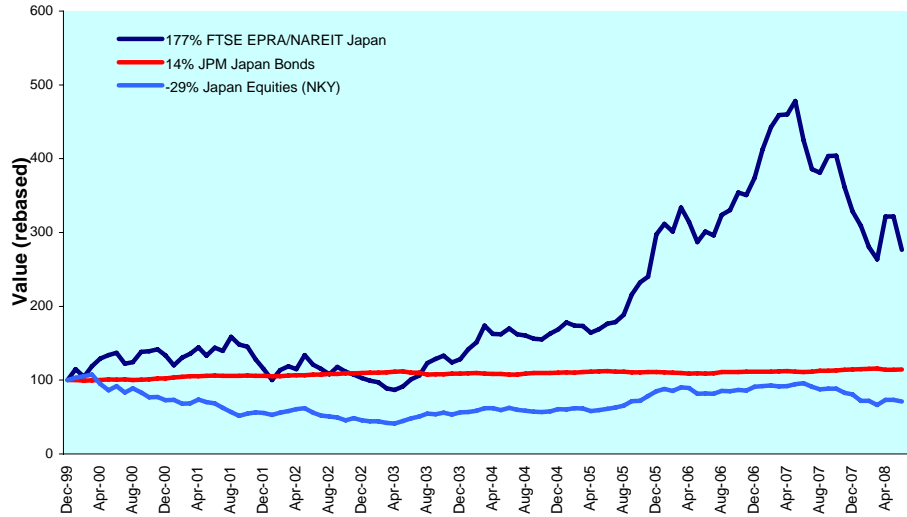
Section 5.3

Japan

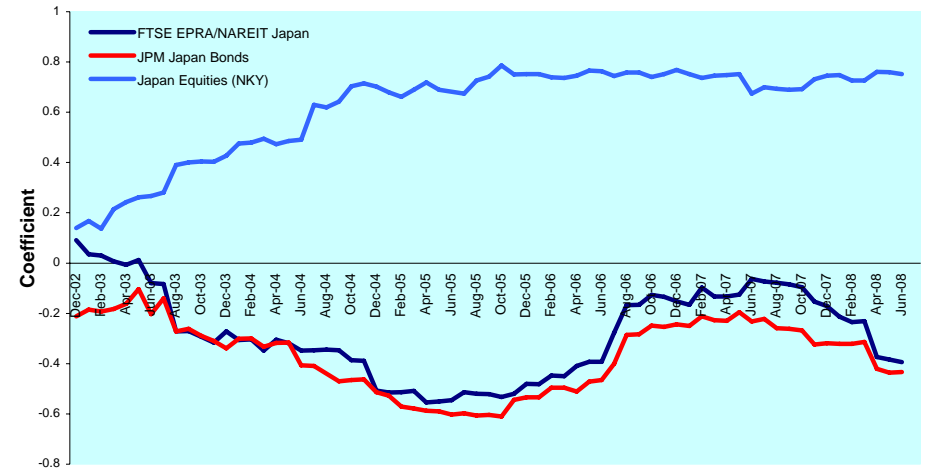
DATE: JUNE 2008 CONTACT DETAILS:

EPRA: Schiphol Boulevard 283, 1118 BH Schiphol Airport, The Netherlands, T +31 20 405 3830, F +31 20 405 3840, E info@epra.com, W www.epra.com
NAREIT: 1875 Eye Street, N.W., Suite 600, Washington D.C. 20006, USA, T +1 202 739 9400, F + 1 202 739 9401, E info@nareit.com, W www.nareit.com

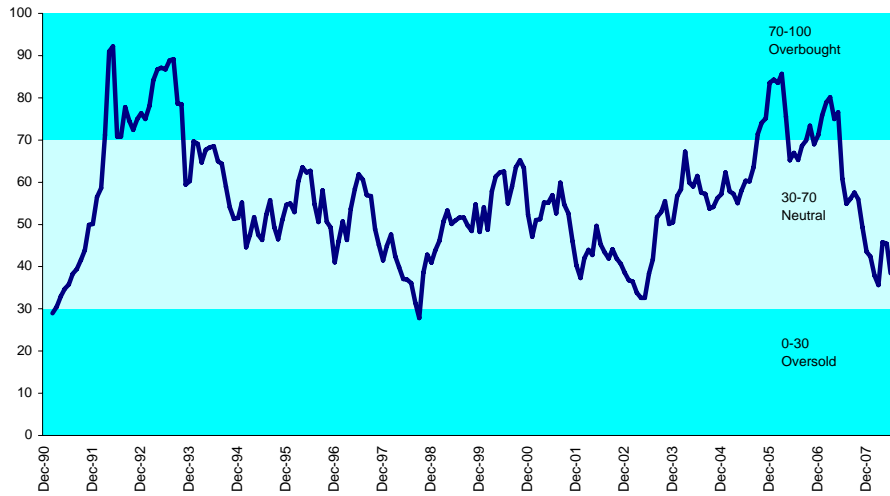
Graph 94: Bonds, Equities & Real Estate - Japan



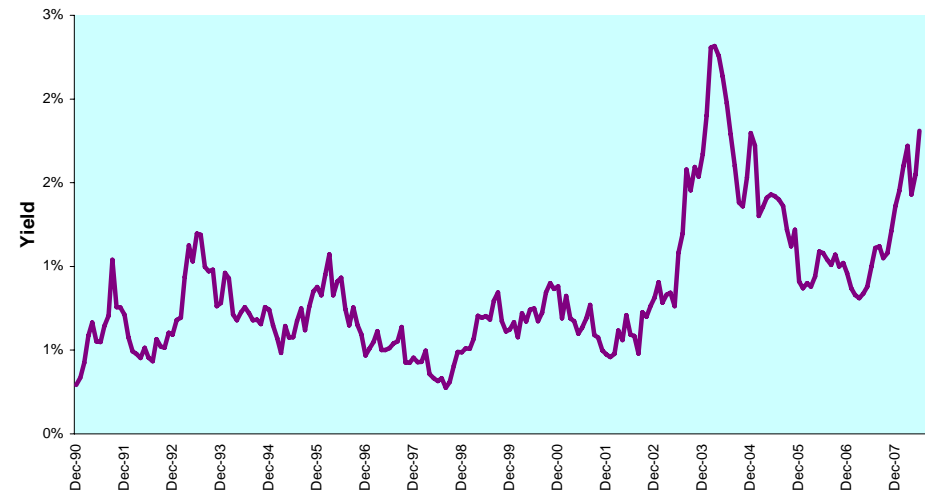
Graph 95: Asset Classes Correlations - Japan



Graph 96: Relative Strength Indicator - Japan



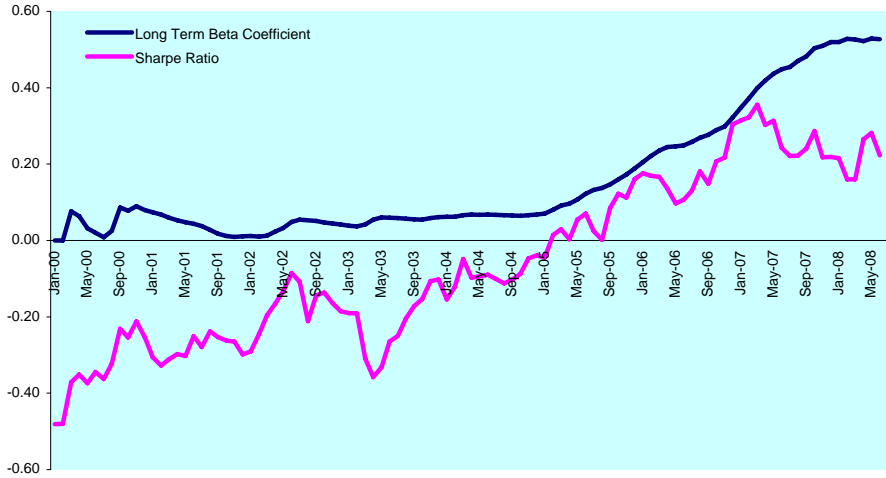
Graph 97: 12 Months Dividend Yields - Japan



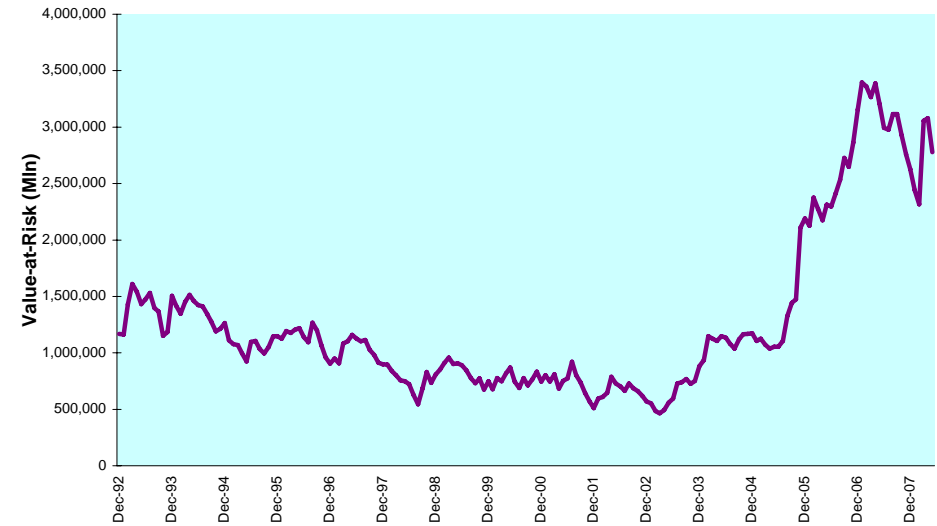
DATE: JUNE 2008 CONTACT DETAILS:

EPRA: Schiphol Boulevard 283, 1118 BH Schiphol Airport, The Netherlands, T +31 20 405 3830, F +31 20 405 3840, E info@epra.com, W www.epra.com
 NAREIT: 1875 Eye Street, N.W., Suite 600, Washington D.C. 20006, USA, T +1 202 739 9400, F +1 202 739 9401, E info@nareit.com, W www.nareit.com

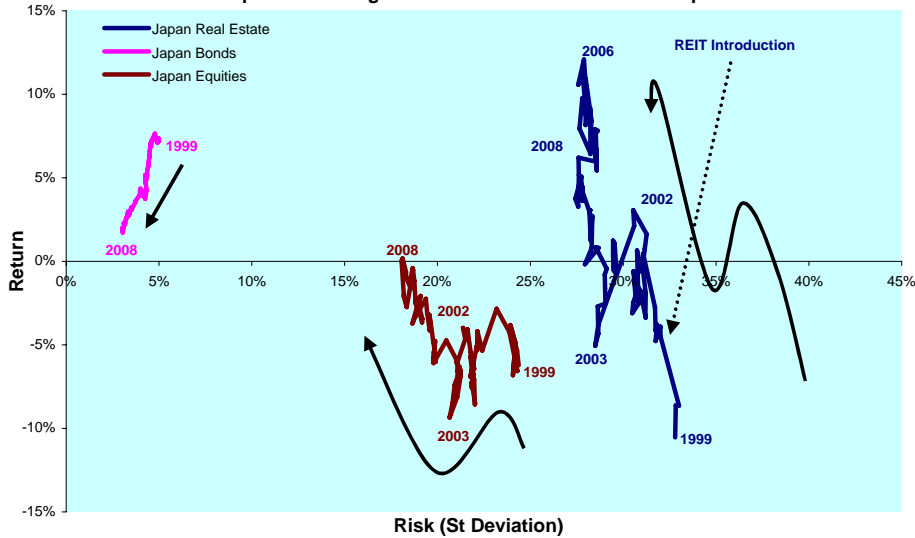
Graph 98: Long Term Beta Coefficient & Sharpe Ratio - Japan



Graph 99: Equally Weighted Value-at-Risk - Japan



Graph 100: Rolling 10 Years Risk/Return Profiles - Japan



DATE: JUNE 2008 CONTACT DETAILS:

EPRA: Schiphol Boulevard 283, 1118 BH Schiphol Airport, The Netherlands, T +31 20 405 3830, F +31 20 405 3840, E info@epra.com, W www.epra.com
 NAREIT: 1875 Eye Street, N.W., Suite 600, Washington D.C. 20006, USA, T +1 202 739 9400, F +1 202 739 9401, E info@nareit.com, W www.nareit.com

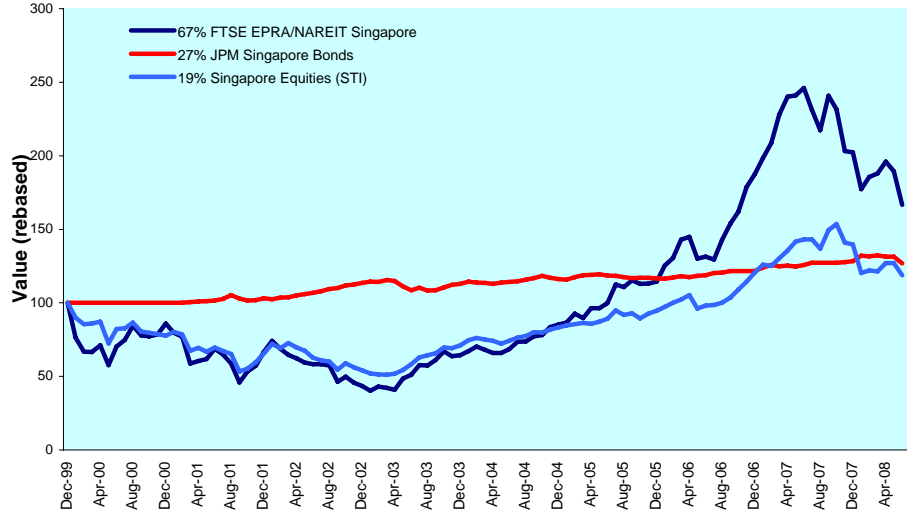
Section 5.4

Singapore

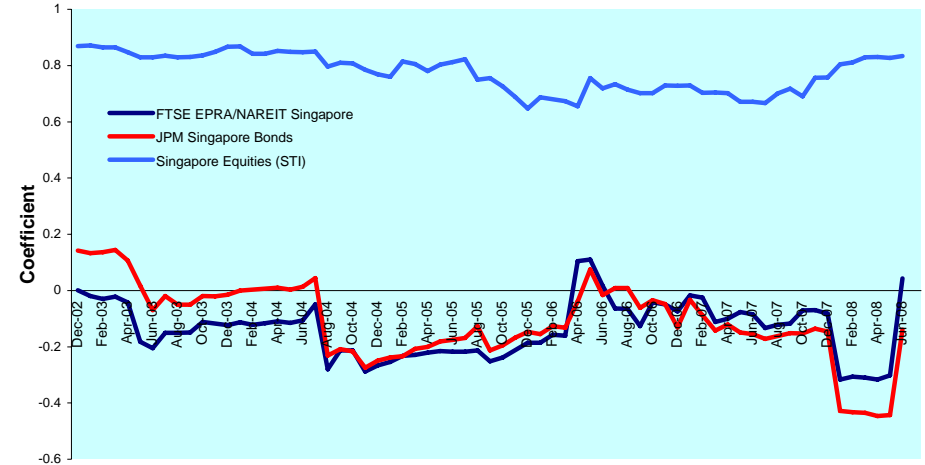
DATE: JUNE 2008 CONTACT DETAILS:

EPRA: Schiphol Boulevard 283, 1118 BH Schiphol Airport, The Netherlands, T +31 20 405 3830, F +31 20 405 3840, E info@epra.com, W www.epra.com
NAREIT: 1875 Eye Street, N.W., Suite 600, Washington D.C. 20006, USA, T +1 202 739 9400, F + 1 202 739 9401, E info@nareit.com, W www.nareit.com

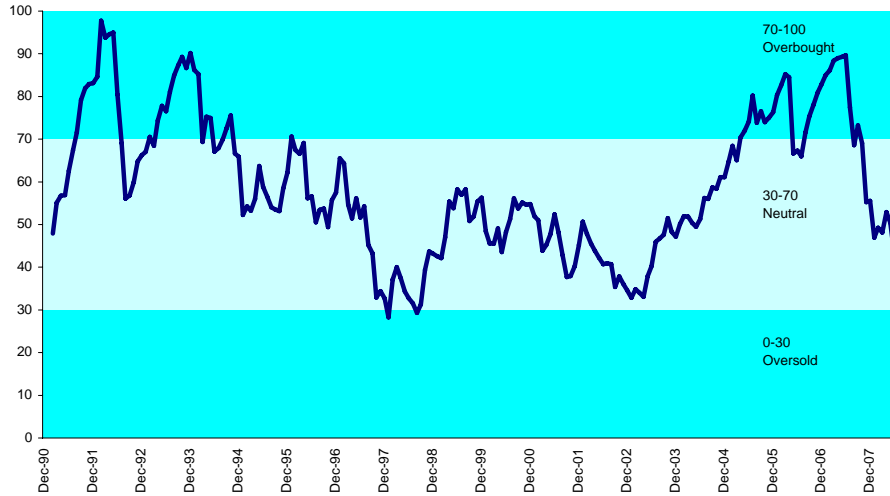
Graph 101: Bonds, Equities & Real Estate - Singapore



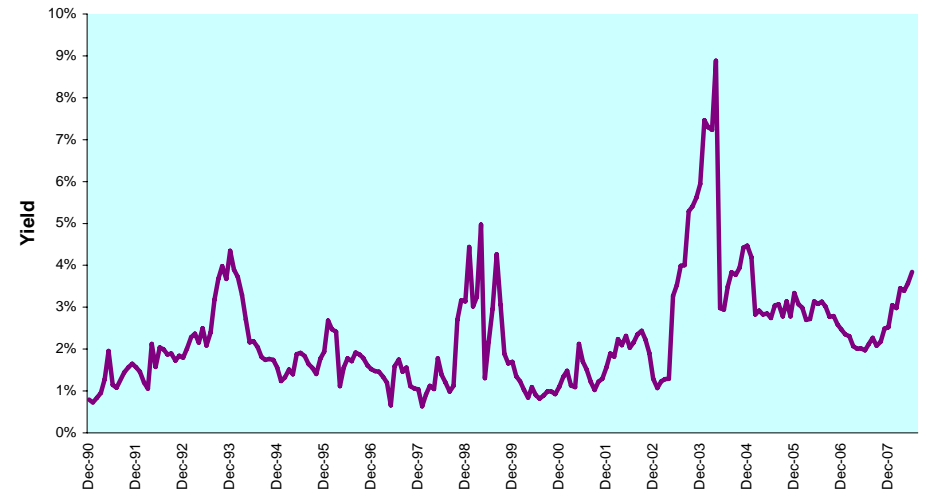
Graph 102: Asset Classes Correlations - Singapore



Graph 103: Relative Strength Indicator - Singapore



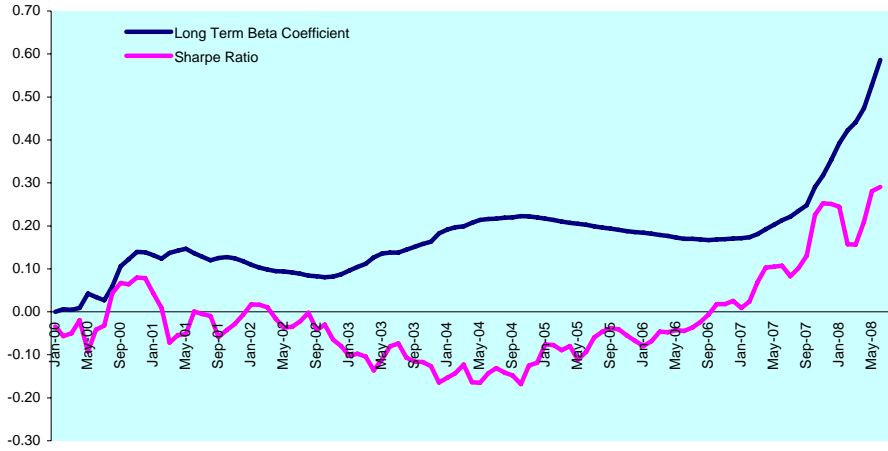
Graph 104: 12 Months Dividend Yields - Singapore



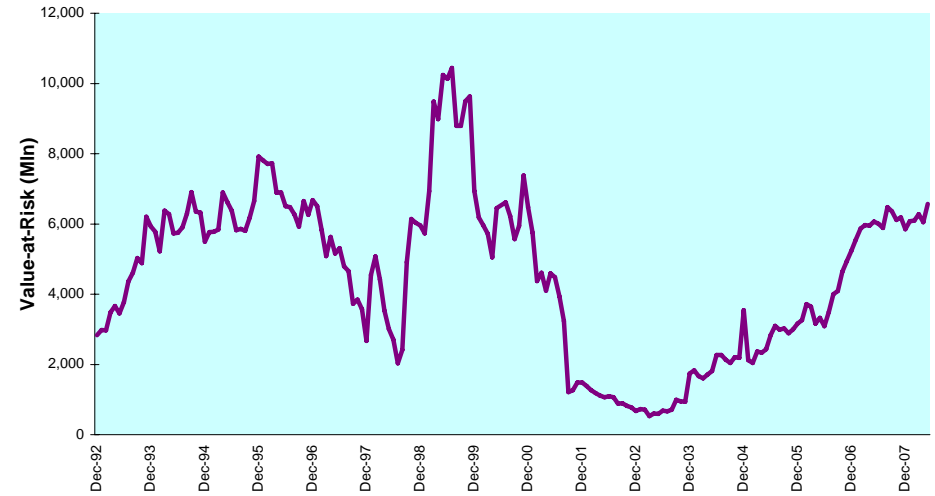
DATE: JUNE 2008 CONTACT DETAILS:

EPRA: Schiphol Boulevard 283, 1118 BH Schiphol Airport, The Netherlands, T +31 20 405 3830, F +31 20 405 3840, E info@epra.com, W www.epra.com
 NAREIT: 1875 Eye Street, N.W., Suite 600, Washington D.C. 20006, USA, T +1 202 739 9400, F +1 202 739 9401, E info@nareit.com, W www.nareit.com

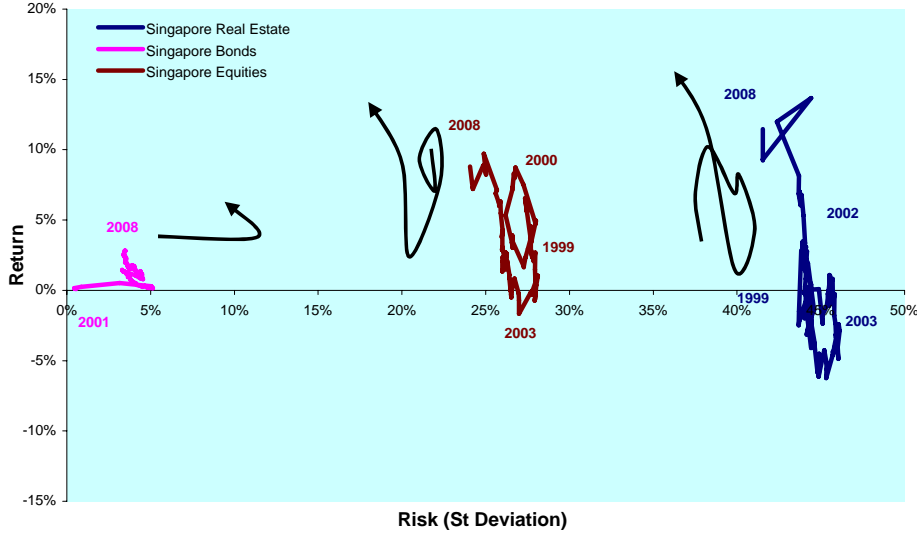
Graph 105: Long Term Beta Coefficient & Sharpe Ratio - Singapore



Graph 106: Equally Weighted Value-at-Risk - Singapore



Graph 107: Rolling 10 Years Risk/Return Profiles - Singapore



DATE: JUNE 2008 CONTACT DETAILS:

EPRA: Schiphol Boulevard 283, 1118 BH Schiphol Airport, The Netherlands, T +31 20 405 3830, F +31 20 405 3840, E info@epra.com, W www.epra.com
 NAREIT: 1875 Eye Street, N.W., Suite 600, Washington D.C. 20006, USA, T +1 202 739 9400, F +1 202 739 9401, E info@nareit.com, W www.nareit.com

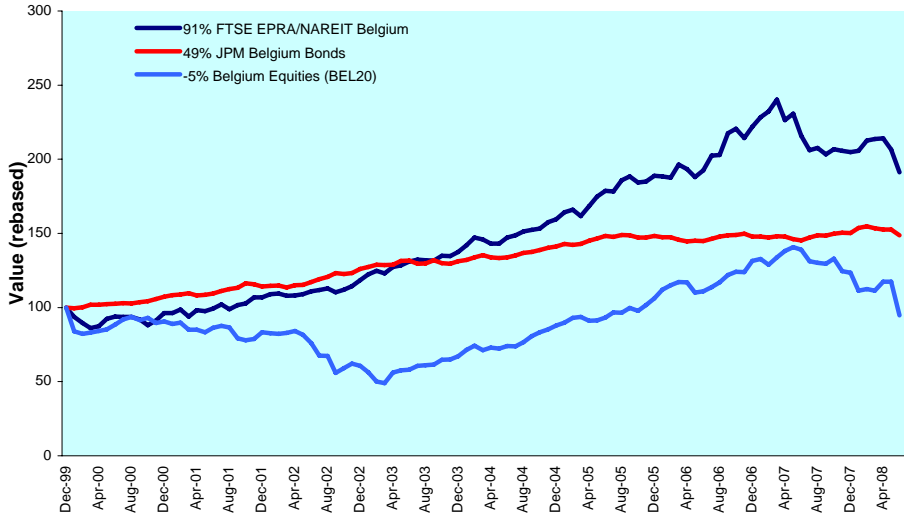
Section 5.5

Belgium

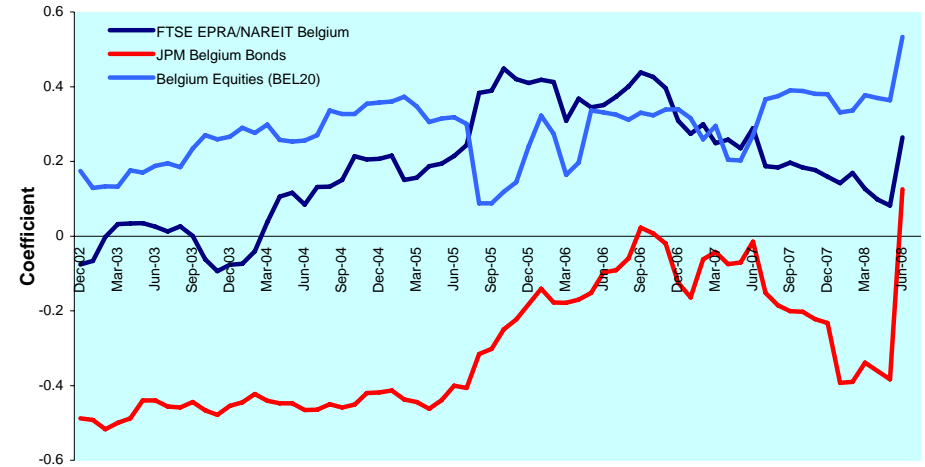
DATE: JUNE 2008 CONTACT DETAILS:

EPRA: Schiphol Boulevard 283, 1118 BH Schiphol Airport, The Netherlands, T +31 20 405 3830, F +31 20 405 3840, E info@epra.com, W www.epra.com
NAREIT: 1875 Eye Street, N.W., Suite 600, Washington D.C. 20006, USA, T +1 202 739 9400, F + 1 202 739 9401, E info@nareit.com, W www.nareit.com

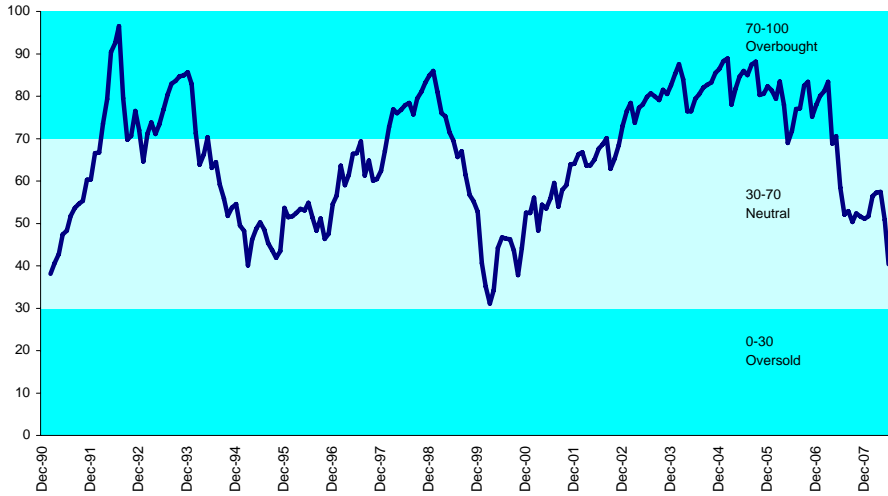
Graph 108: Bonds, Equities & Real Estate - Belgium



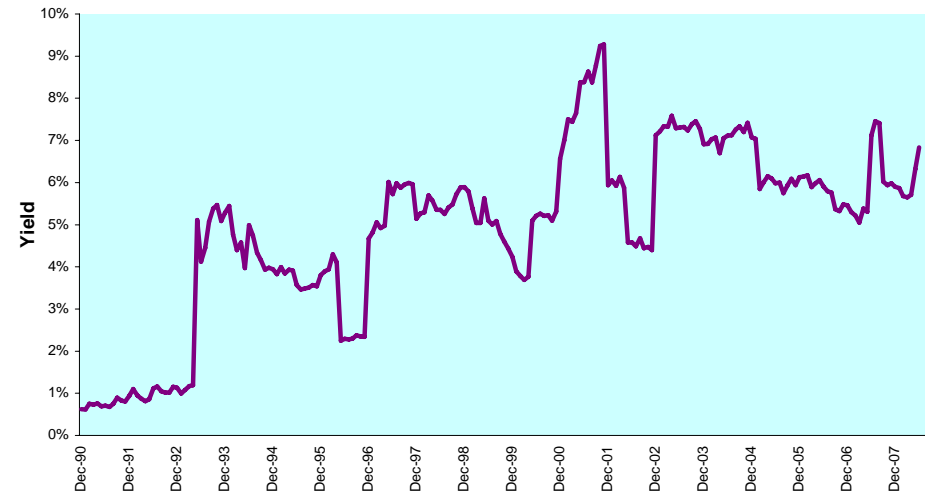
Graph 109: Asset Classes Correlations - Belgium



Graph 110: Relative Strength Indicator - Belgium



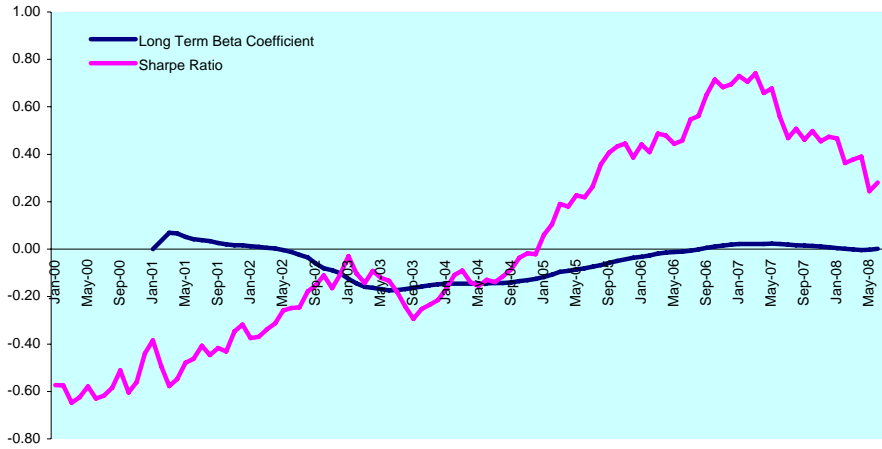
Graph 111: 12 Months Dividend Yields - Belgium



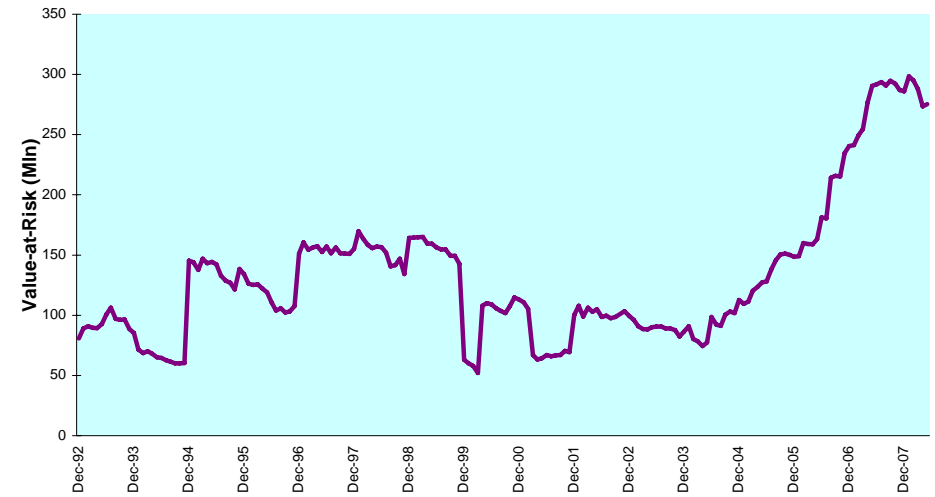
DATE: JUNE 2008 CONTACT DETAILS:

EPRA: Schiphol Boulevard 283, 1118 BH Schiphol Airport, The Netherlands, T +31 20 405 3830, F +31 20 405 3840, E info@epra.com, W www.epra.com
 NAREIT: 1875 Eye Street, N.W., Suite 600, Washington D.C. 20006, USA, T +1 202 739 9400, F +1 202 739 9401, E info@nareit.com, W www.nareit.com

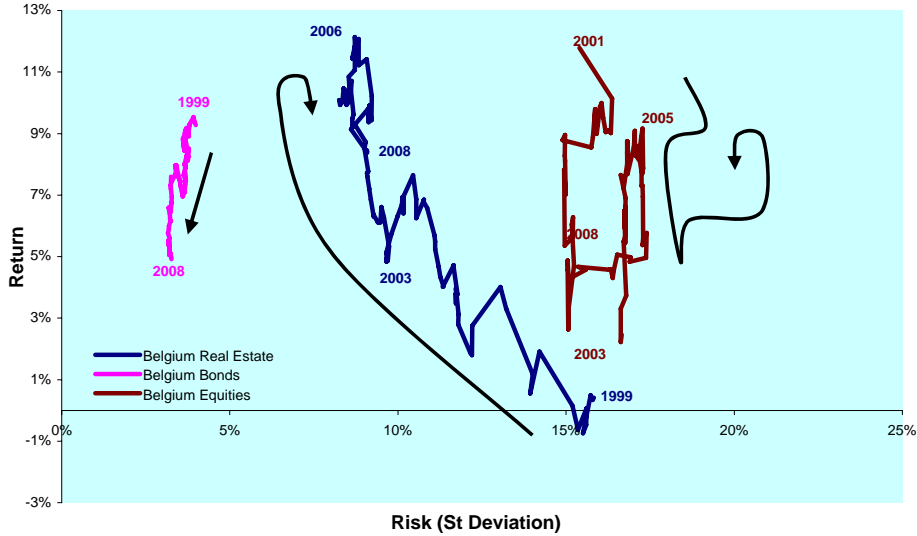
Graph 112: Long Term Beta Coefficient & Sharpe Ratio - Belgium



Graph 113: Equally Weighted Value-at-Risk - Belgium



Graph 114: Rolling 10 Years Risk/Return Profiles - Belgium



DATE: JUNE 2008 CONTACT DETAILS:

EPR: Schiphol Boulevard 283, 1118 BH Schiphol Airport, The Netherlands, T +31 20 405 3830, F +31 20 405 3840, E info@epa.com, W www.epa.com
 NAREIT: 1875 Eye Street, N.W., Suite 600, Washington D.C. 20006, USA, T +1 202 739 9400, F +1 202 739 9401, E info@nareit.com, W www.nareit.com

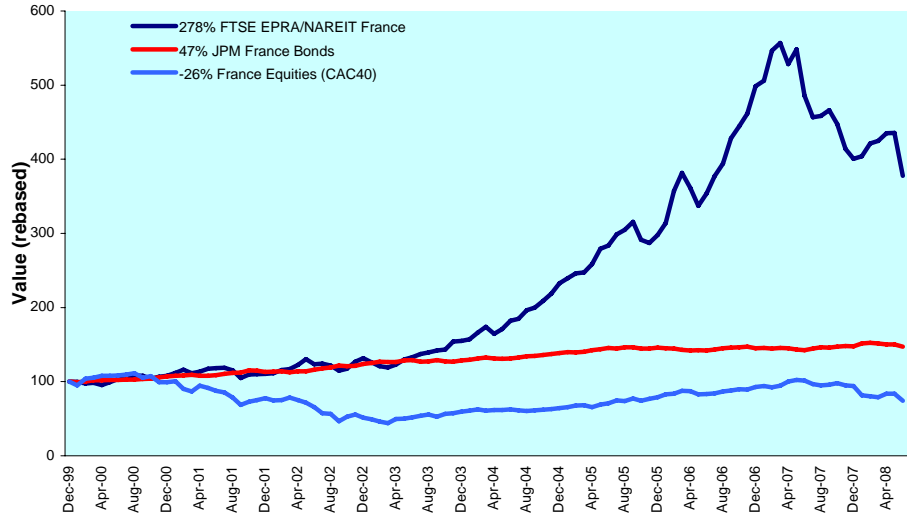
Section 5.6

France

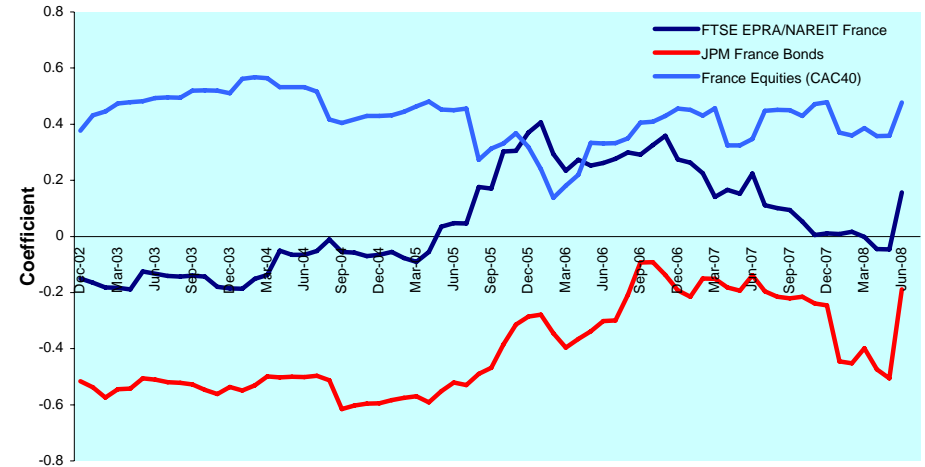
DATE: JUNE 2008 CONTACT DETAILS:

EPRA: Schiphol Boulevard 283, 1118 BH Schiphol Airport, The Netherlands, T +31 20 405 3830, F +31 20 405 3840, E info@epra.com, W www.epra.com
NAREIT: 1875 Eye Street, N.W., Suite 600, Washington D.C. 20006, USA, T +1 202 739 9400, F + 1 202 739 9401, E info@nareit.com, W www.nareit.com

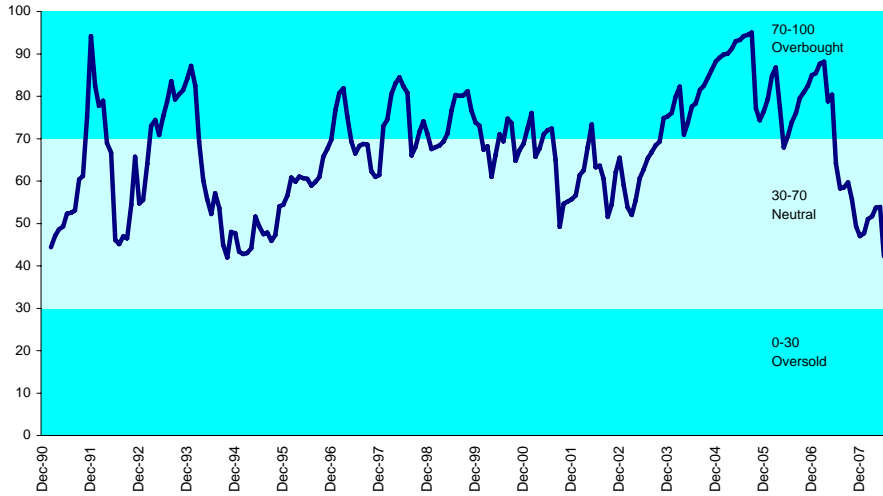
Graph 115: Bonds, Equities & Real Estate - France



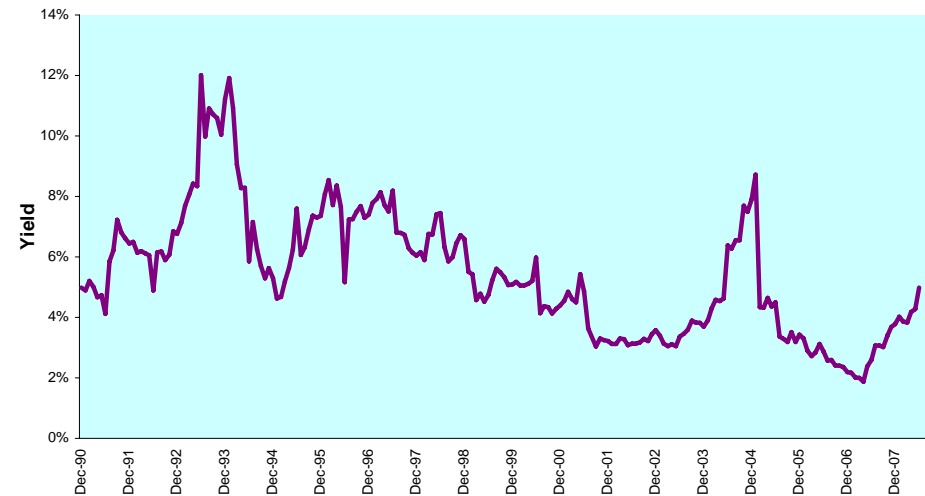
Graph 116: Asset Classes Correlations - France



Graph 117: Relative Strength Indicator - France



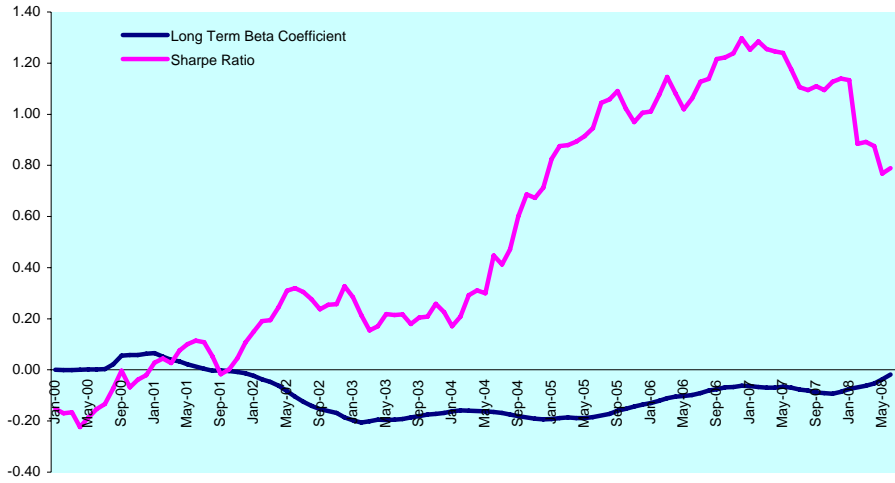
Graph 118: 12 Months Dividend Yields - France



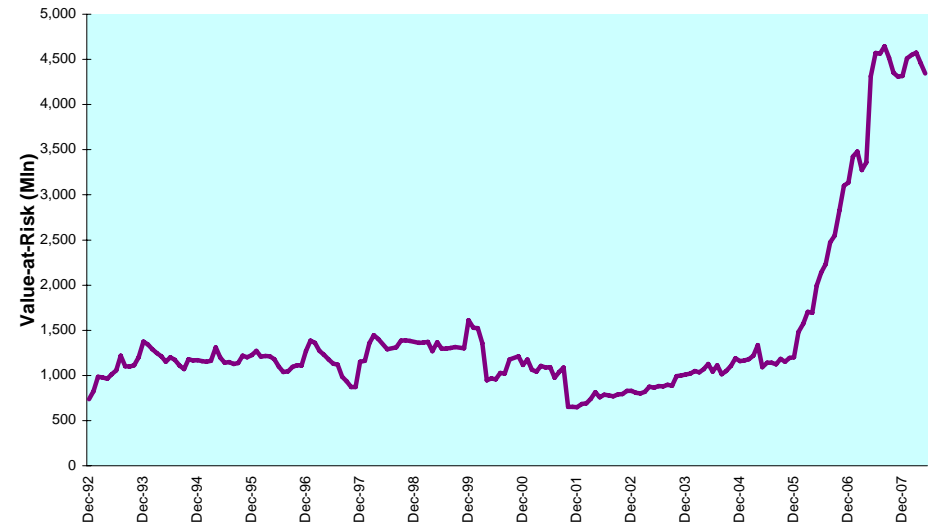
DATE: JUNE 2008 CONTACT DETAILS:

EPRA: Schiphol Boulevard 283, 1118 BH Schiphol Airport, The Netherlands, T +31 20 405 3830, F +31 20 405 3840, E info@epra.com, W www.epra.com
 NAREIT: 1875 Eye Street, N.W., Suite 600, Washington D.C. 20006, USA, T +1 202 739 9400, F +1 202 739 9401, E info@nareit.com, W www.nareit.com

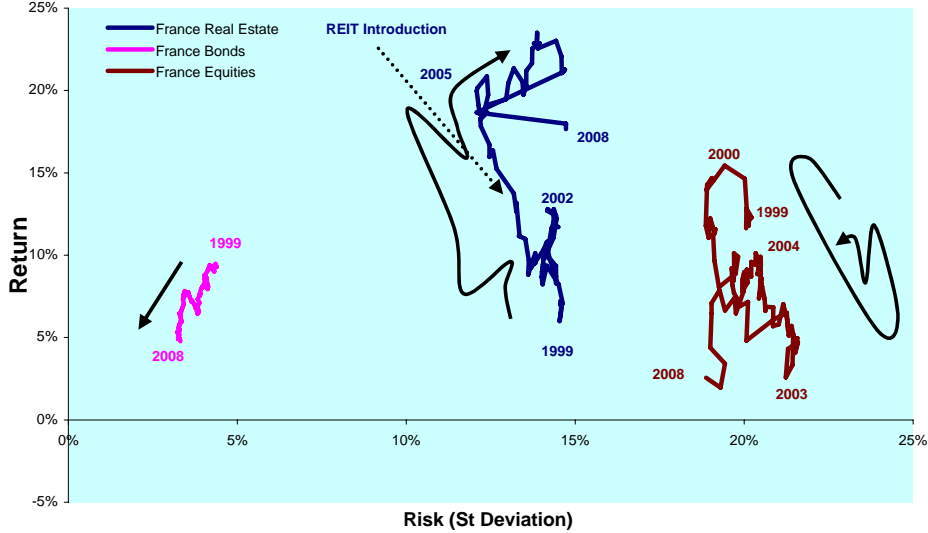
Graph 119: Long Term Beta Coefficient & Sharpe Ratio - France



Graph 120: Equally Weighted Value-at-Risk - France



Graph 121: Rolling 10 Years Risk/Return Profiles - France



DATE: JUNE 2008 CONTACT DETAILS:

Epra: Schiphol Boulevard 283, 1118 BH Schiphol Airport, The Netherlands, T +31 20 405 3830, F +31 20 405 3840, E info@epa.com, W www.epra.com
 Nareit: 1875 Eye Street, N.W., Suite 600, Washington D.C. 20006, USA, T +1 202 739 9400, F +1 202 739 9401, E info@nareit.com, W www.nareit.com

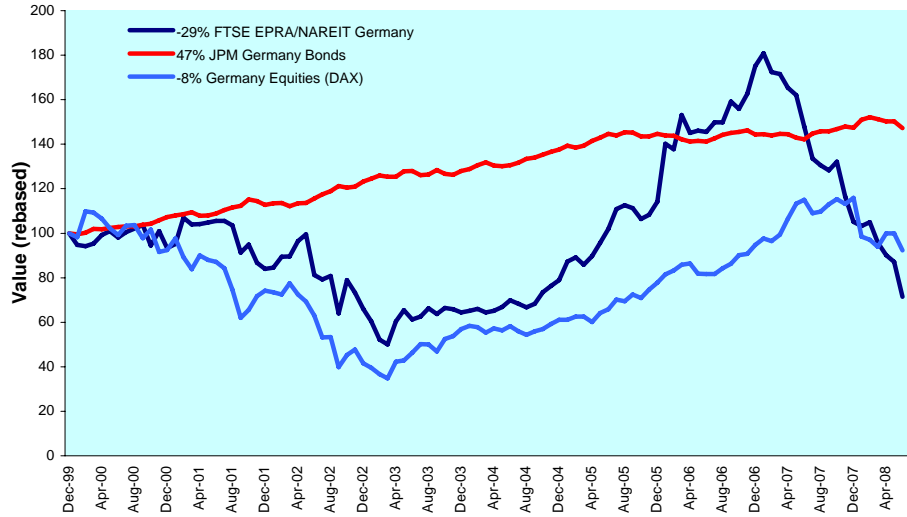
Section 5.7

Germany

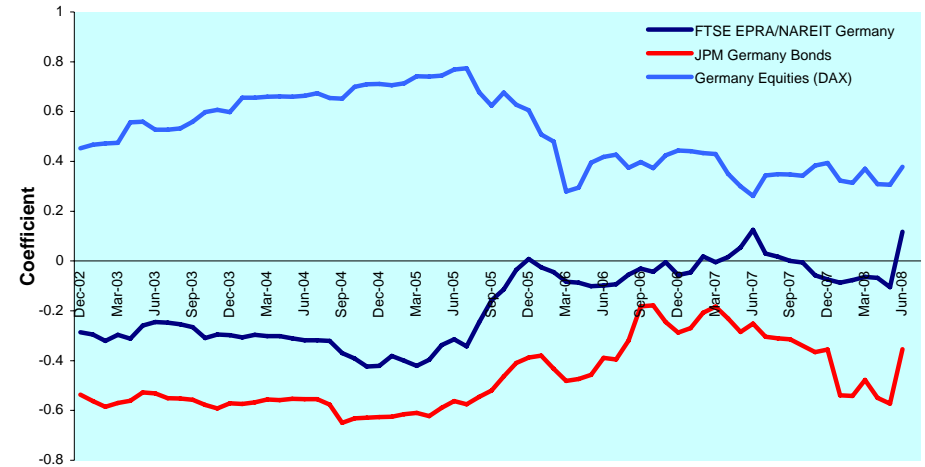
DATE: JUNE 2008 CONTACT DETAILS:

EPRA: Schiphol Boulevard 283, 1118 BH Schiphol Airport, The Netherlands, T +31 20 405 3830, F +31 20 405 3840, E info@epra.com, W www.epra.com
NAREIT: 1875 Eye Street, N.W., Suite 600, Washington D.C. 20006, USA, T +1 202 739 9400, F + 1 202 739 9401, E info@nareit.com, W www.nareit.com

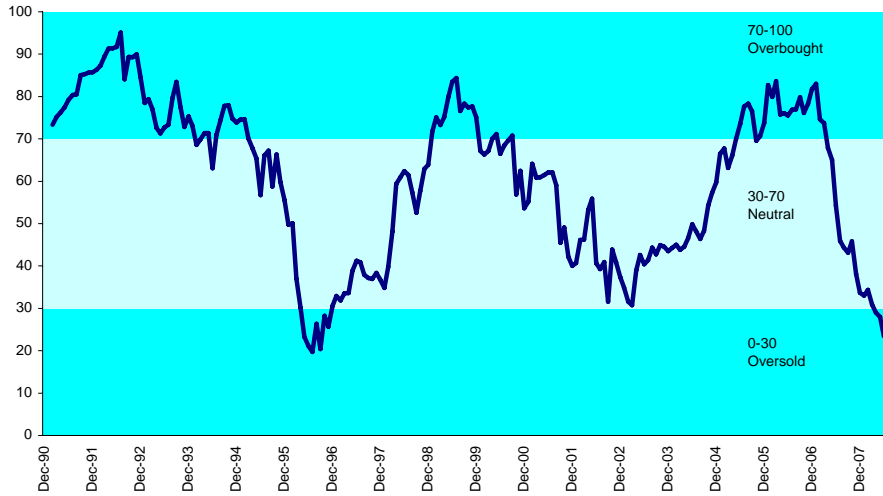
Graph 122: Bonds, Equities & Real Estate - Germany



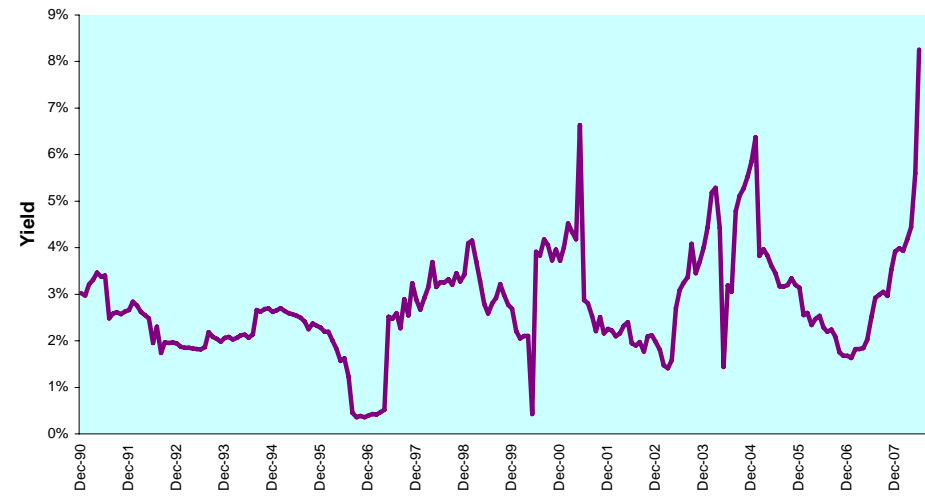
Graph 123: Asset Classes Correlations - Germany



Graph 124: Relative Strength Indicator - Germany



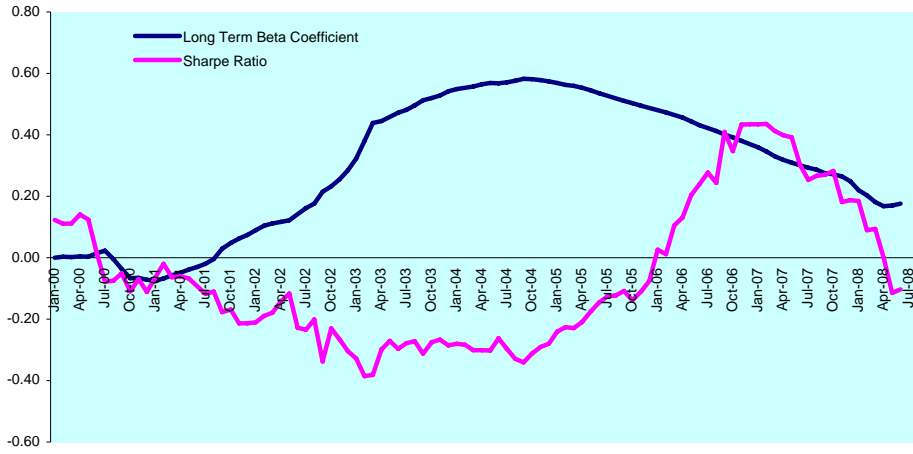
Graph 125: 12 Months Dividend Yields - Germany



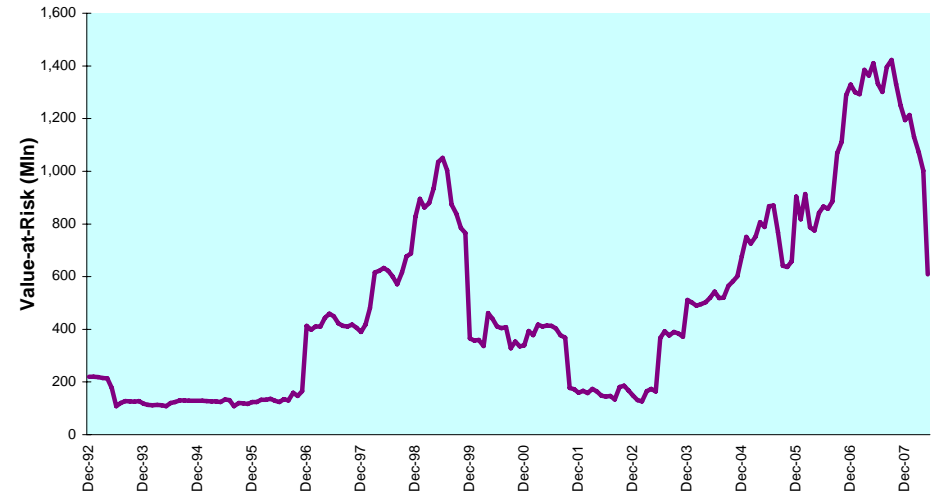
DATE: JUNE 2008 CONTACT DETAILS:

EPRA: Schiphol Boulevard 283, 1118 BH Schiphol Airport, The Netherlands, T +31 20 405 3830, F +31 20 405 3840, E info@epra.com, W www.epra.com
 NAREIT: 1875 Eye Street, N.W., Suite 600, Washington D.C. 20006, USA, T +1 202 739 9400, F +1 202 739 9401, E info@nareit.com, W www.nareit.com

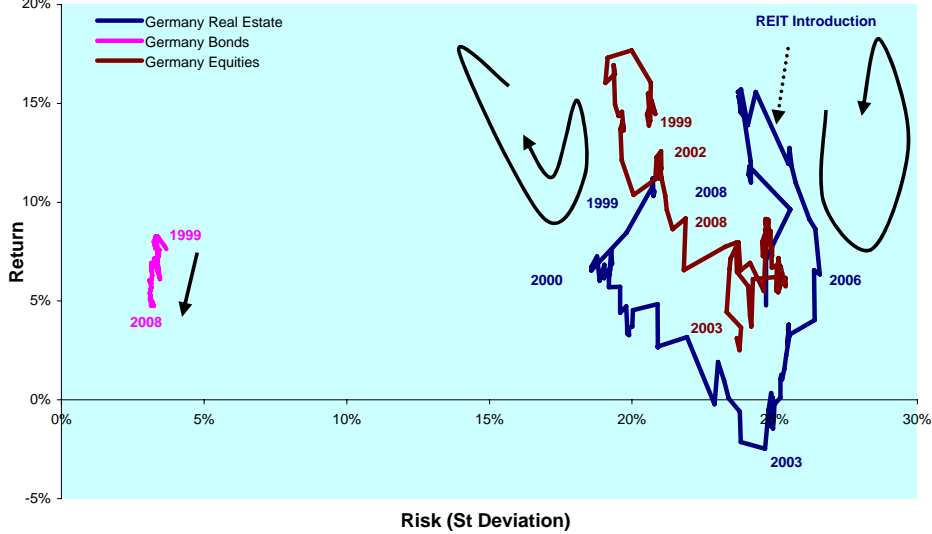
Graph 126: Long Term Beta Coefficient & Sharpe Ratio - Germany



Graph 127: Equally Weighted Value-at-Risk - Germany



Graph 128: Rolling 10 Years Risk/Return Profiles - Germany



DATE: JUNE 2008 CONTACT DETAILS:

EPRA: Schiphol Boulevard 283, 1118 BH Schiphol Airport, The Netherlands, T +31 20 405 3830, F +31 20 405 3840, E info@epra.com, W www.epra.com
 NAREIT: 1875 Eye Street, N.W., Suite 600, Washington D.C. 20006, USA, T +1 202 739 9400, F +1 202 739 9401, E info@nareit.com, W www.nareit.com

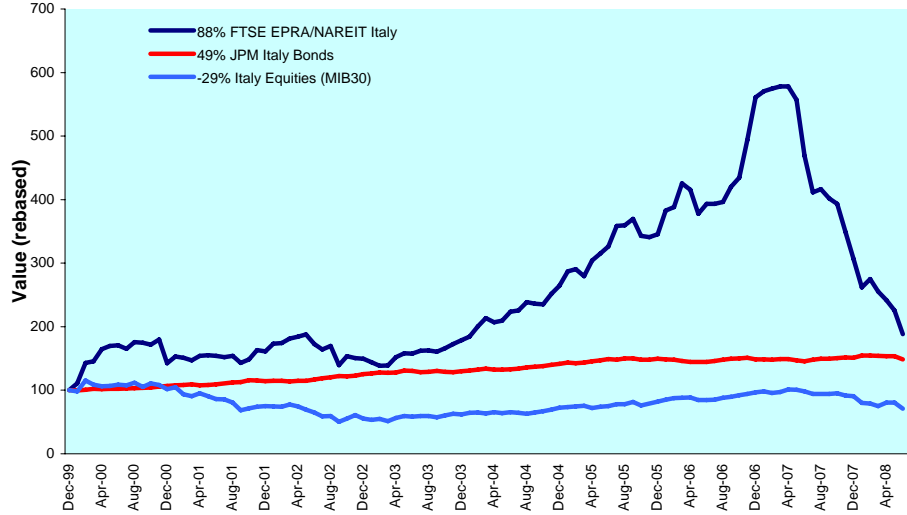
Section 5.8

Italy

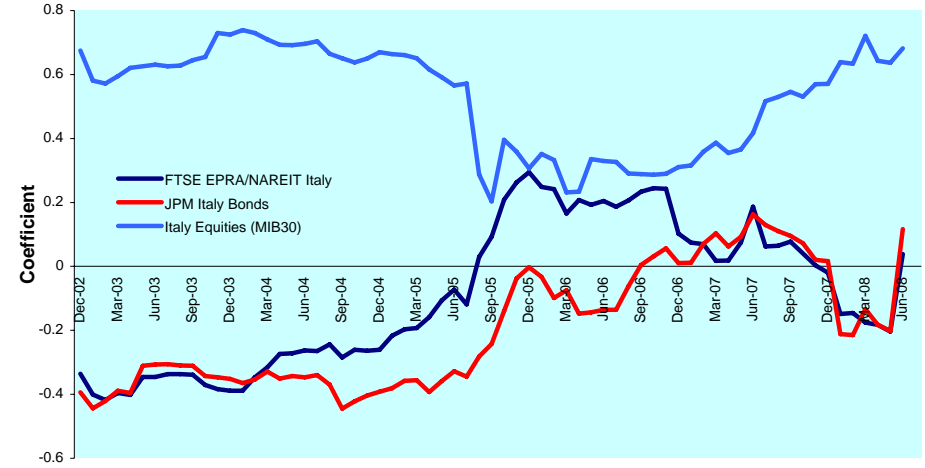
DATE: JUNE 2008 CONTACT DETAILS:

EPRA: Schiphol Boulevard 283, 1118 BH Schiphol Airport, The Netherlands, T +31 20 405 3830, F +31 20 405 3840, E info@epra.com, W www.epra.com
NAREIT: 1875 Eye Street, N.W., Suite 600, Washington D.C. 20006, USA, T +1 202 739 9400, F + 1 202 739 9401, E info@nareit.com, W www.nareit.com

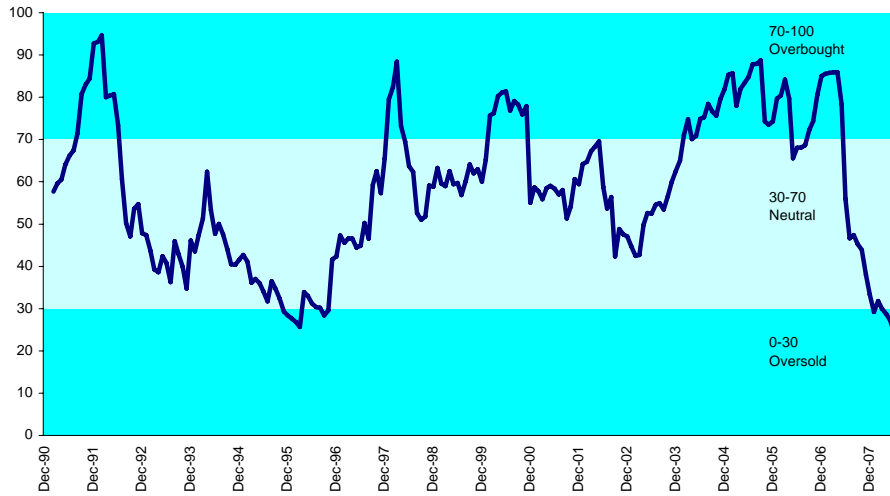
Graph 129: Bonds, Equities & Real Estate - Italy



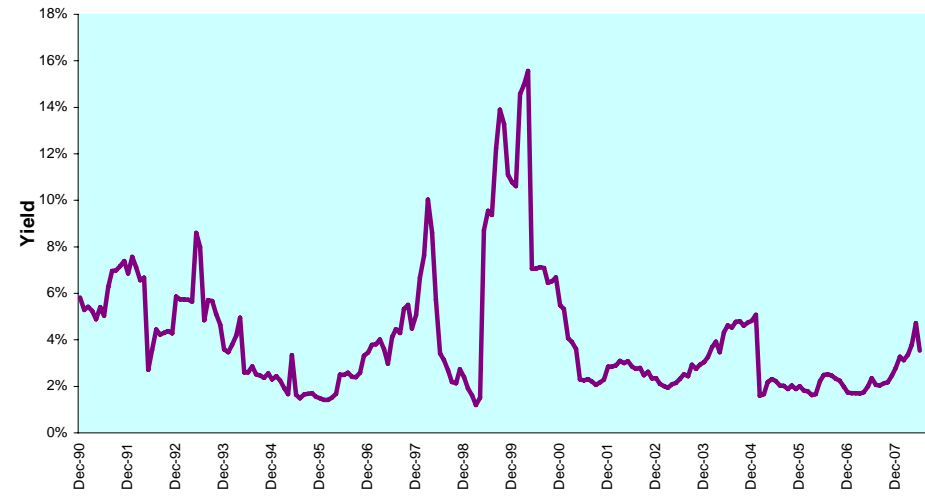
Graph 130: Asset Classes Correlations - Italy



Graph 131: Relative Strength Indicator - Italy



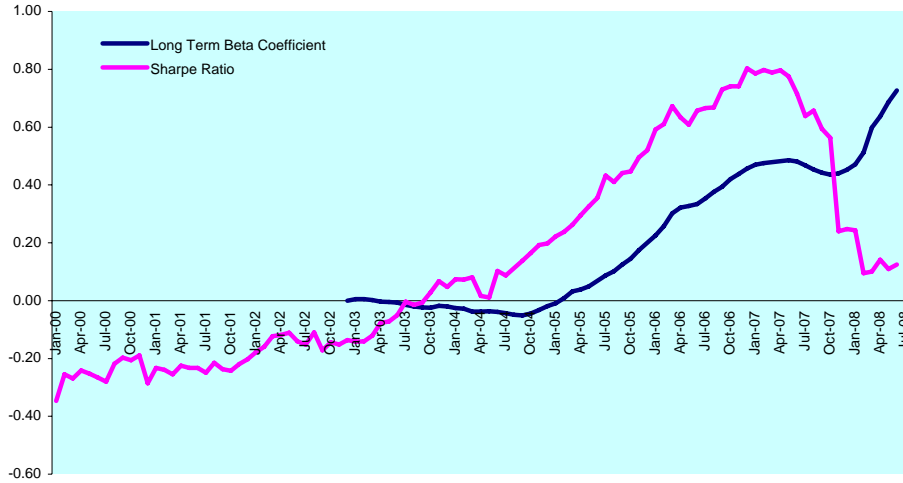
Graph 132: 12 Months Dividend Yields - Italy



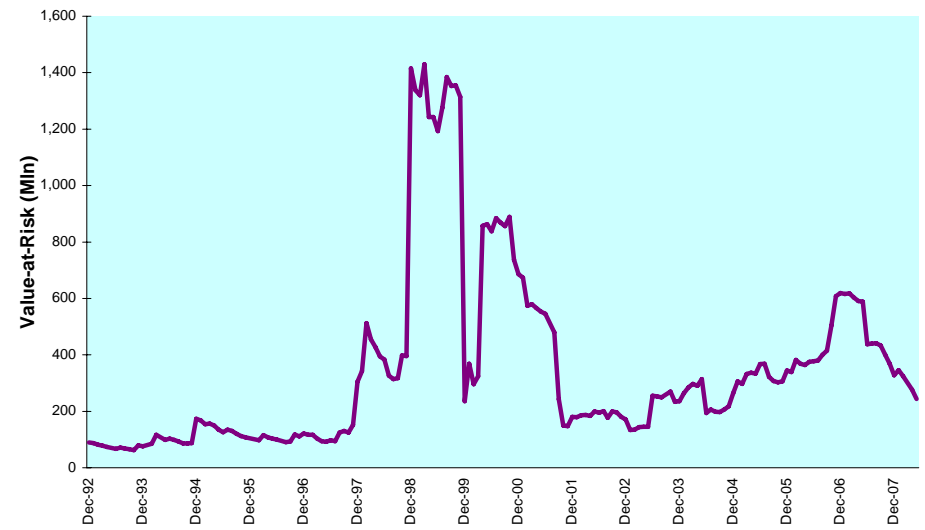
DATE: JUNE 2008 CONTACT DETAILS:

EPRA: Schiphol Boulevard 283, 1118 BH Schiphol Airport, The Netherlands, T +31 20 405 3830, F +31 20 405 3840, E info@epra.com, W www.epra.com
 NAREIT: 1875 Eye Street, N.W., Suite 600, Washington D.C. 20006, USA, T +1 202 739 9400, F +1 202 739 9401, E info@nareit.com, W www.nareit.com

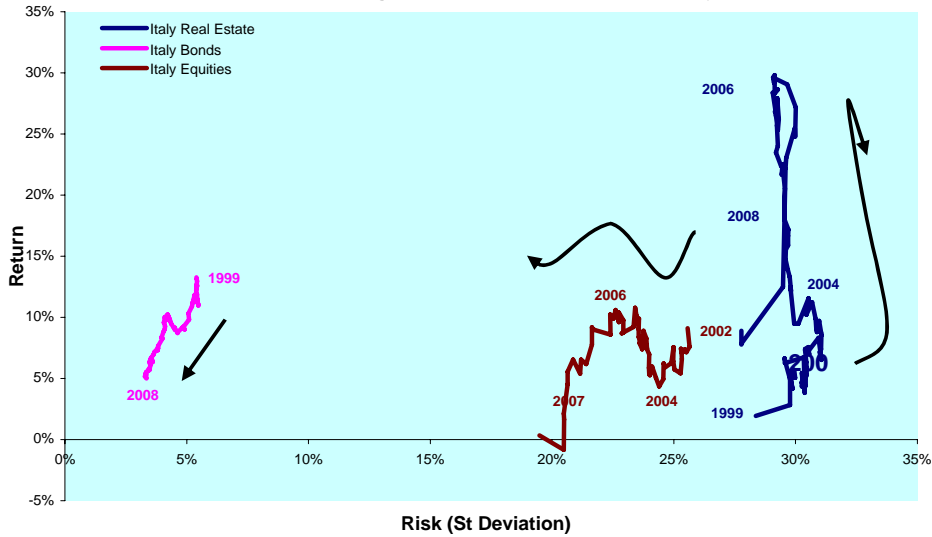
Graph 133: Long Term Beta Coefficient & Sharpe Ratio - Italy



Graph 134: Equally Weighted Value-at-Risk - Italy



Graph 135: Rolling 10 Years Risk/Return Profiles - Italy



DATE: JUNE 2008 CONTACT DETAILS:

Epra: Schiphol Boulevard 283, 1118 BH Schiphol Airport, The Netherlands, T +31 20 405 3830, F +31 20 405 3840, E info@epa.com, W www.epra.com
 Nareit: 1875 Eye Street, N.W., Suite 600, Washington D.C. 20006, USA, T +1 202 739 9400, F +1 202 739 9401, E info@nareit.com, W www.nareit.com

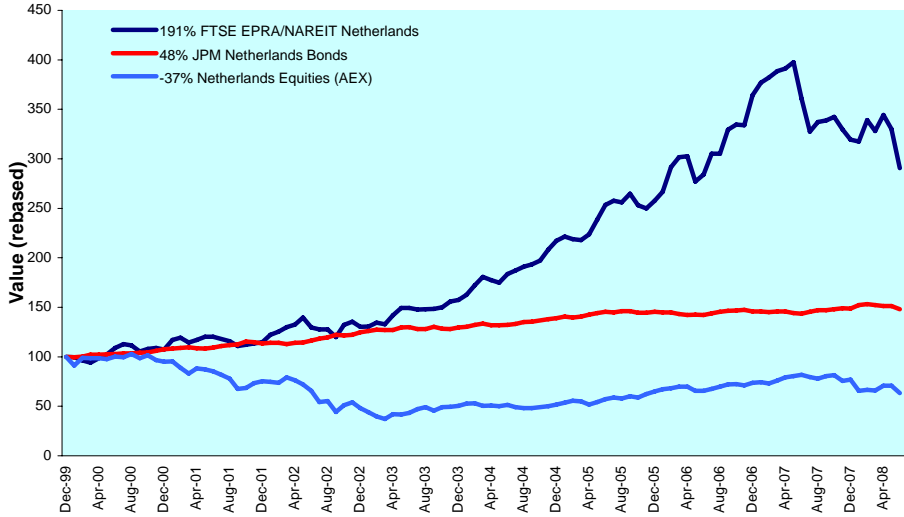
Section 5.9

Netherlands

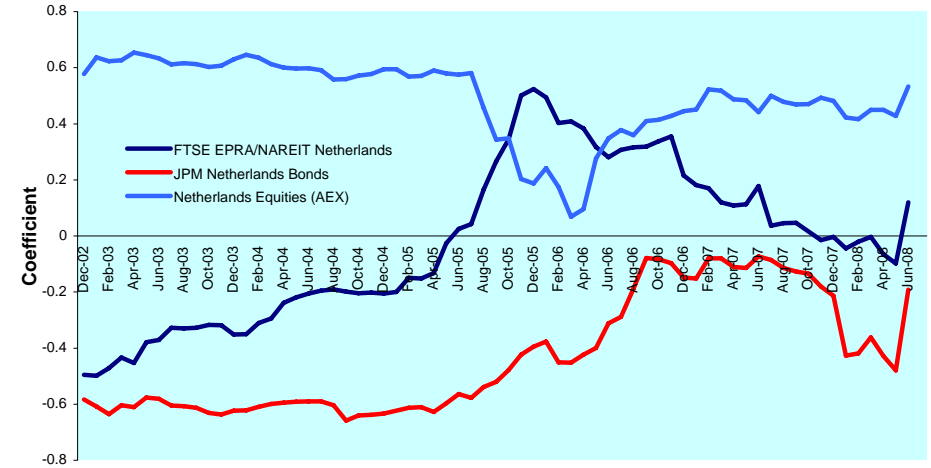
DATE: JUNE 2008 CONTACT DETAILS:

EPRA: Schiphol Boulevard 283, 1118 BH Schiphol Airport, The Netherlands, T +31 20 405 3830, F +31 20 405 3840, E info@epra.com, W www.epra.com
NAREIT: 1875 Eye Street, N.W., Suite 600, Washington D.C. 20006, USA, T +1 202 739 9400, F + 1 202 739 9401, E info@nareit.com, W www.nareit.com

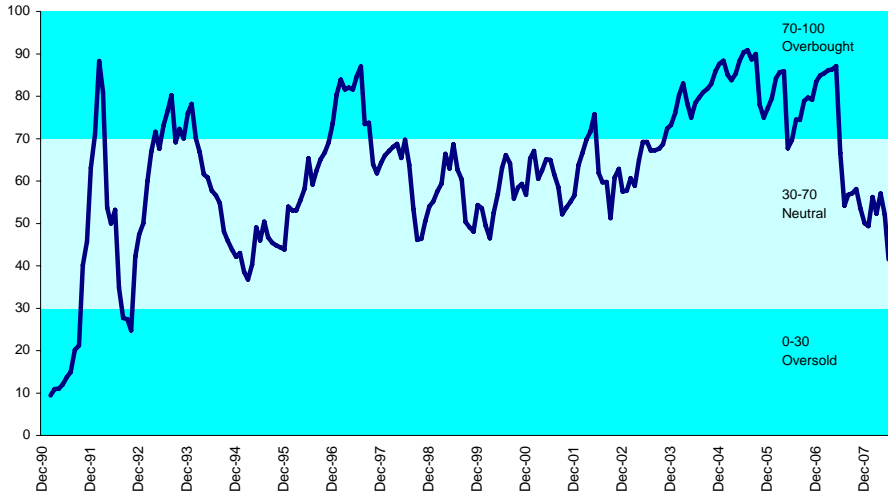
Graph 136: Bonds, Equities & Real Estate - Netherlands



Graph 137: Asset Classes Correlations - Netherlands



Graph 138: Relative Strength Indicator - Netherlands



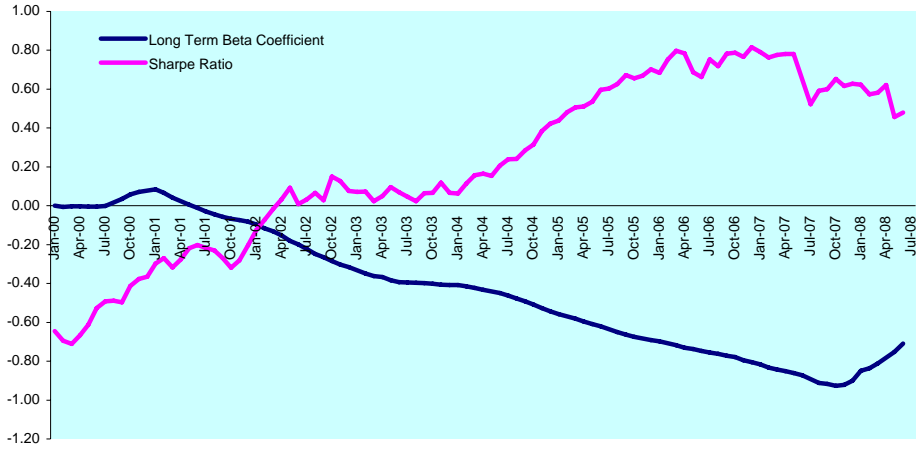
Graph 139: 12 Months Dividend Yields - Netherlands



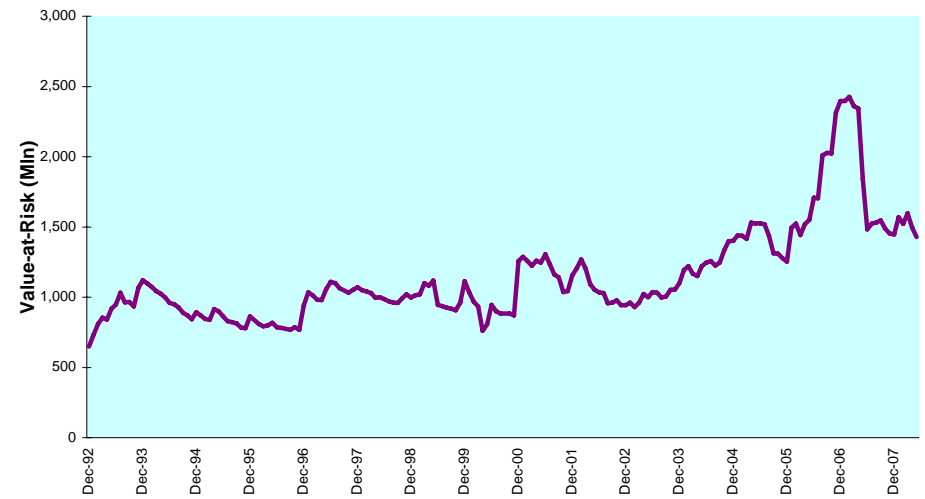
DATE: JUNE 2008 CONTACT DETAILS:

EPRA: Schiphol Boulevard 283, 1118 BH Schiphol Airport, The Netherlands, T +31 20 405 3830, F +31 20 405 3840, E info@epra.com, W www.epra.com
 NAREIT: 1875 Eye Street, N.W., Suite 600, Washington D.C. 20006, USA, T +1 202 739 9400, F +1 202 739 9401, E info@nareit.com, W www.nareit.com

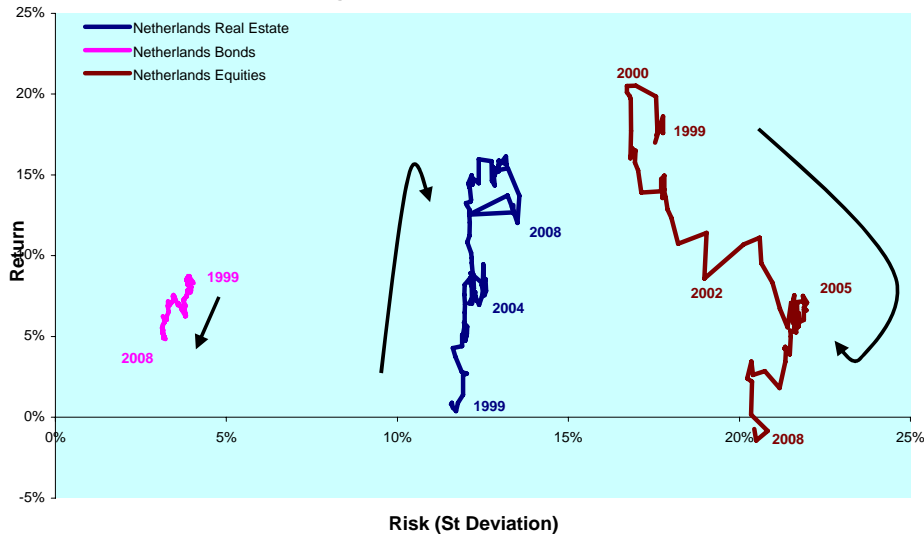
Graph 140: Long Term Beta Coefficient & Sharpe Ratio - Netherlands



Graph 141: Equally Weighted Value-at-Risk - Netherlands



Graph 142: Rolling 10 Years Risk/Return Profiles - Netherlands



DATE: JUNE 2008 CONTACT DETAILS:

EPRA: Schiphol Boulevard 283, 1118 BH Schiphol Airport, The Netherlands, T +31 20 405 3830, F +31 20 405 3840, E info@epra.com, W www.epra.com
 NAREIT: 1875 Eye Street, N.W., Suite 600, Washington D.C. 20006, USA, T +1 202 739 9400, F +1 202 739 9401, E info@nareit.com, W www.nareit.com

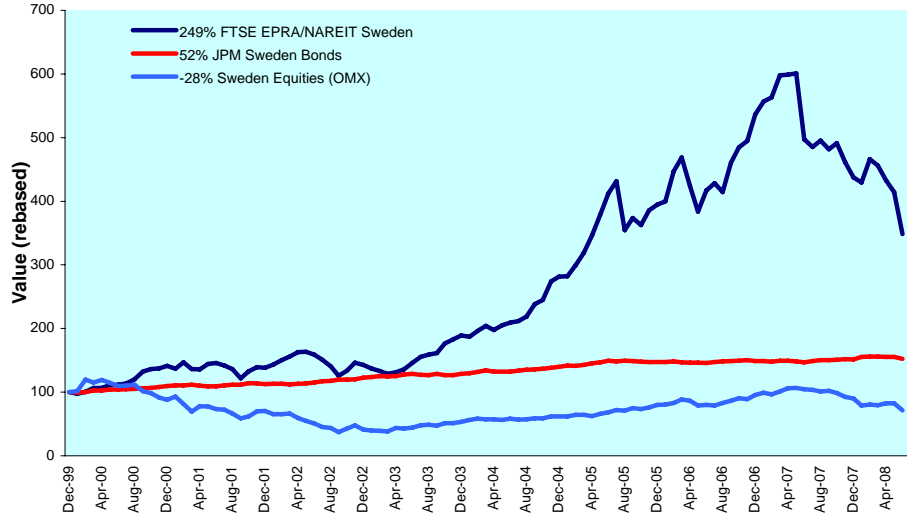
Section 5.10

Sweden

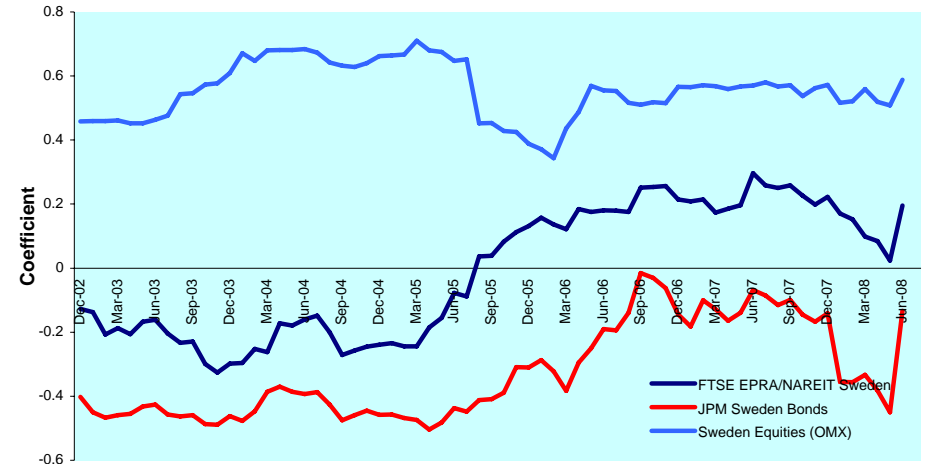
DATE: JUNE 2008 CONTACT DETAILS:

EPRA: Schiphol Boulevard 283, 1118 BH Schiphol Airport, The Netherlands, T +31 20 405 3830, F +31 20 405 3840, E info@epra.com, W www.epra.com
NAREIT: 1875 Eye Street, N.W., Suite 600, Washington D.C. 20006, USA, T +1 202 739 9400, F + 1 202 739 9401, E info@nareit.com, W www.nareit.com

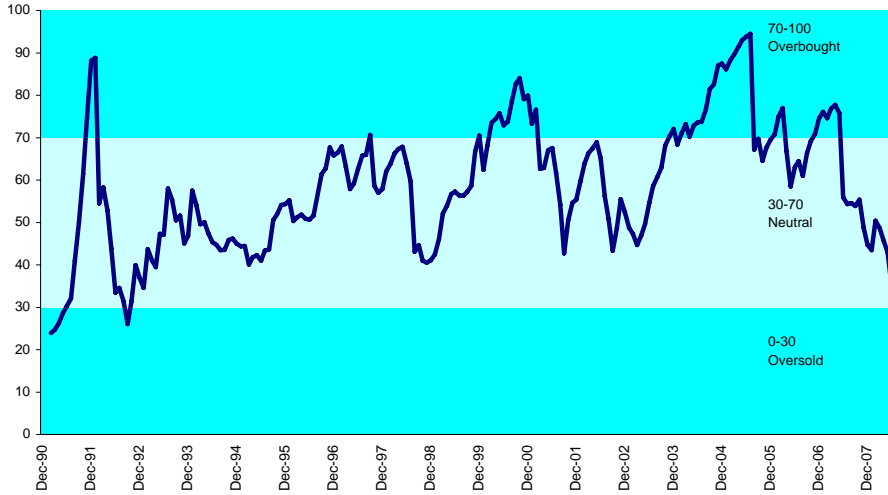
Graph 143: Bonds, Equities & Real Estate - Sweden



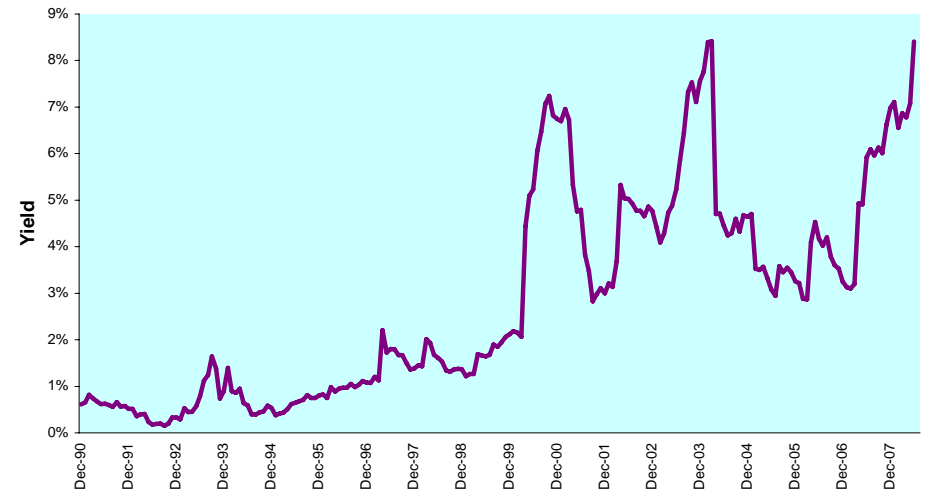
Graph 144: Asset Classes Correlations - Sweden



Graph 145: Relative Strength Indicator - Sweden



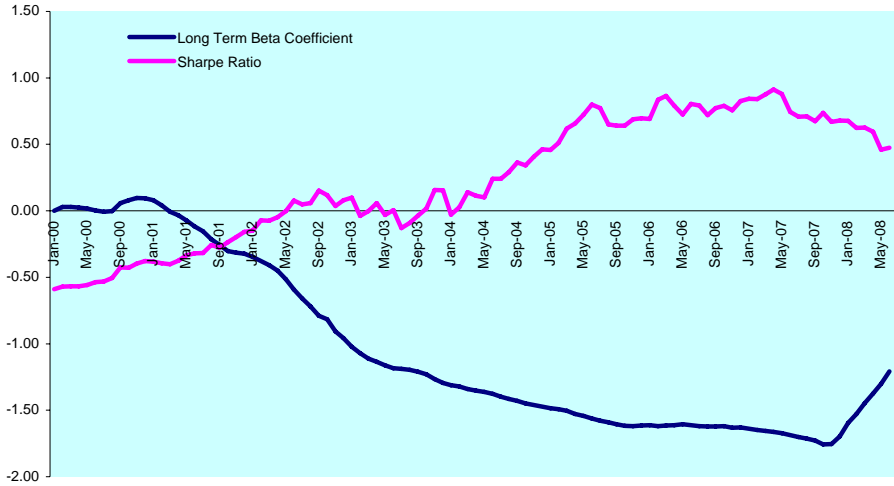
Graph 146: 12 Months Dividend Yields - Sweden



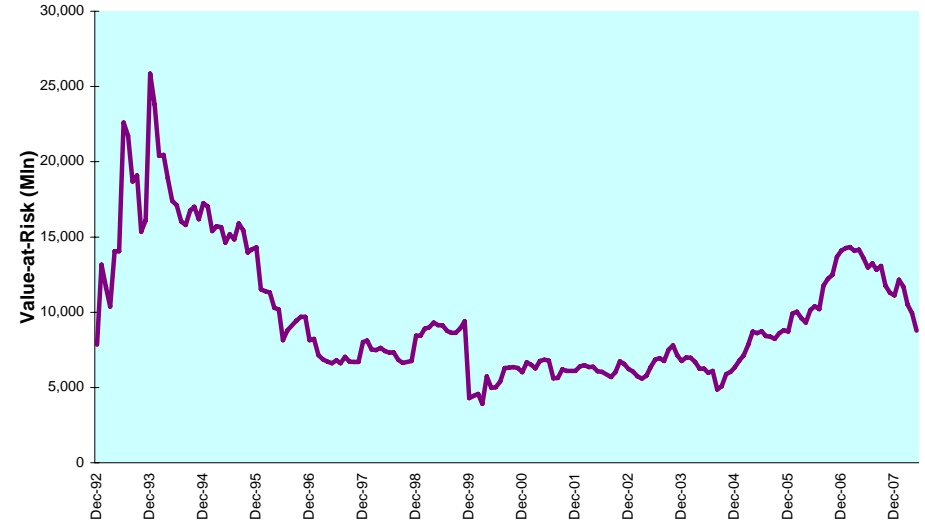
DATE: JUNE 2008 CONTACT DETAILS:

EPRA: Schiphol Boulevard 283, 1118 BH Schiphol Airport, The Netherlands, T +31 20 405 3830, F +31 20 405 3840, E info@epra.com, W www.epra.com
 NAREIT: 1875 Eye Street, N.W., Suite 600, Washington D.C. 20006, USA, T +1 202 739 9400, F +1 202 739 9401, E info@nareit.com, W www.nareit.com

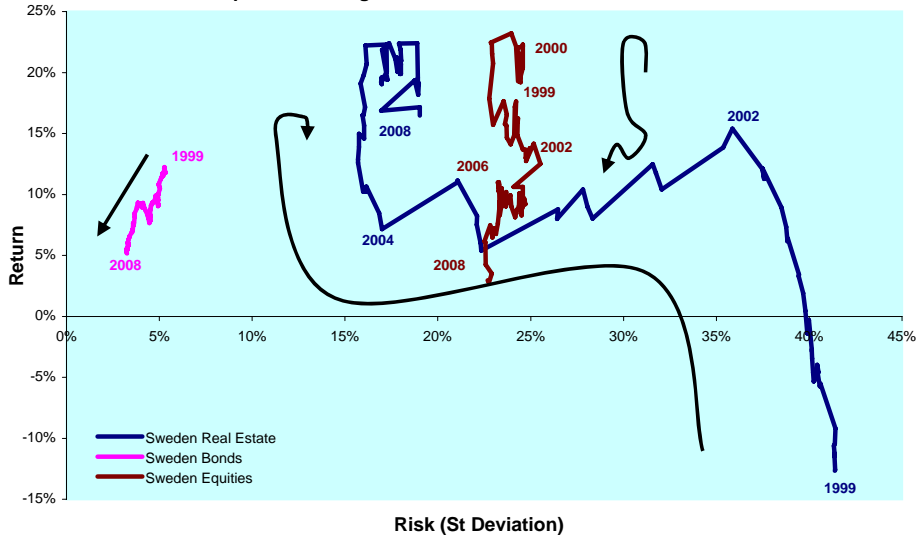
Graph 147: Long Term Beta Coefficient & Sharpe Ratio - Sweden



Graph 148: Equally Weighted Value-at-Risk - Sweden



Graph 149: Rolling 10 Years Risk/Return Profiles - Sweden



DATE: JUNE 2008 CONTACT DETAILS:

EPRA: Schiphol Boulevard 283, 1118 BH Schiphol Airport, The Netherlands, T +31 20 405 3830, F +31 20 405 3840, E info@epra.com, W www.epra.com
 NAREIT: 1875 Eye Street, N.W., Suite 600, Washington D.C. 20006, USA, T +1 202 739 9400, F +1 202 739 9401, E info@nareit.com, W www.nareit.com

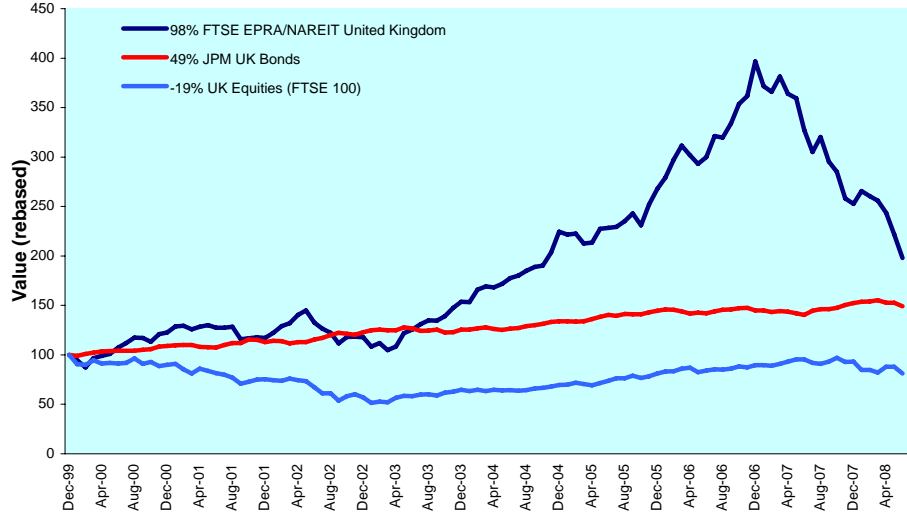
Section 5.11

United Kingdom

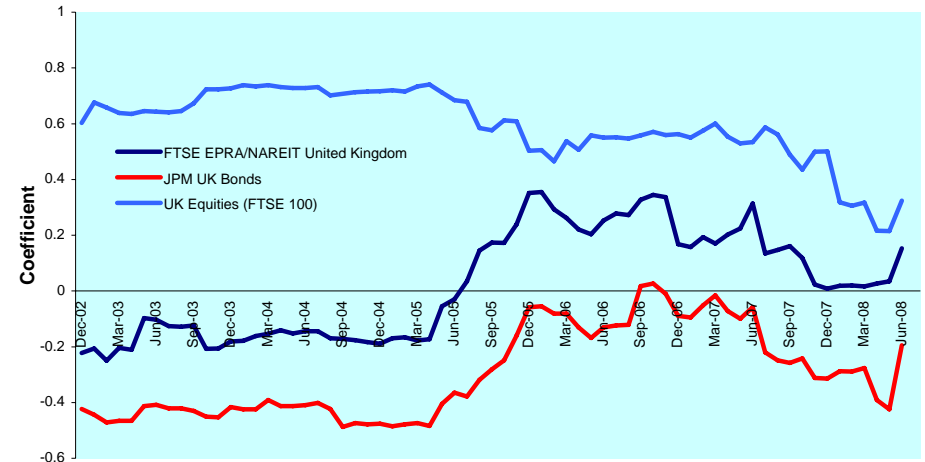
DATE: JUNE 2008 CONTACT DETAILS:

EPRA: Schiphol Boulevard 283, 1118 BH Schiphol Airport, The Netherlands, T +31 20 405 3830, F +31 20 405 3840, E info@epra.com, W www.epra.com
NAREIT: 1875 Eye Street, N.W., Suite 600, Washington D.C. 20006, USA, T +1 202 739 9400, F + 1 202 739 9401, E info@nareit.com, W www.nareit.com

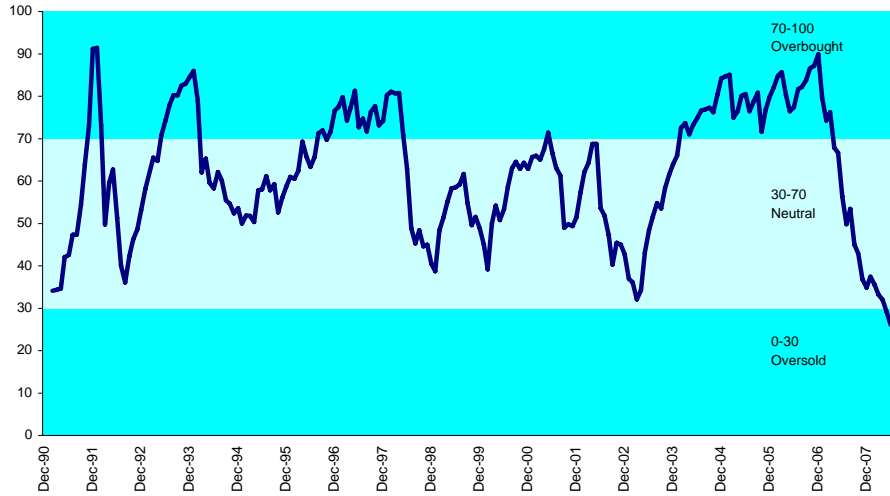
Graph 150: Bonds, Equities & Real Estate - United Kingdom



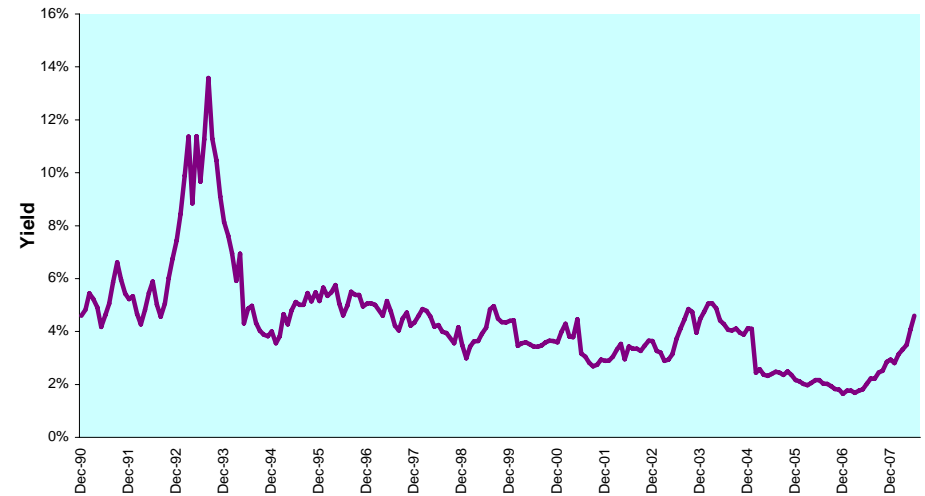
Graph 151: Asset Classes Correlations - United Kingdom



Graph 152: Relative Strength Indicator - United Kingdom



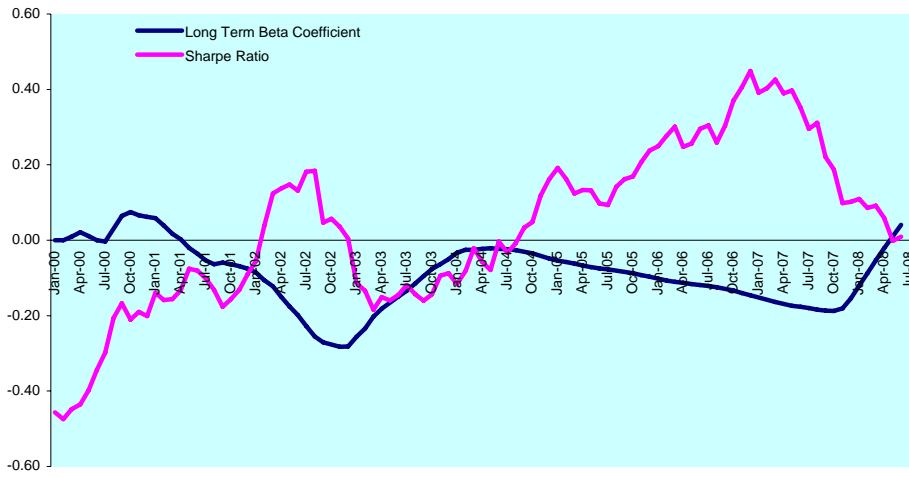
Graph 153: 12 Months Dividend Yields - United Kingdom



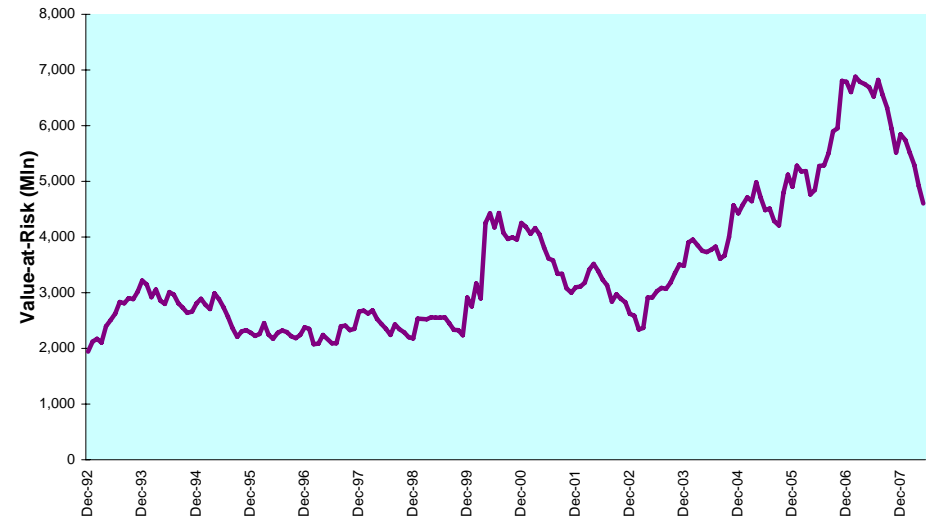
DATE: JUNE 2008 CONTACT DETAILS:

EPRA: Schiphol Boulevard 283, 1118 BH Schiphol Airport, The Netherlands, T +31 20 405 3830, F +31 20 405 3840, E info@epra.com, W www.epra.com
 NAREIT: 1875 Eye Street, N.W., Suite 600, Washington D.C. 20006, USA, T +1 202 739 9400, F +1 202 739 9401, E info@nareit.com, W www.nareit.com

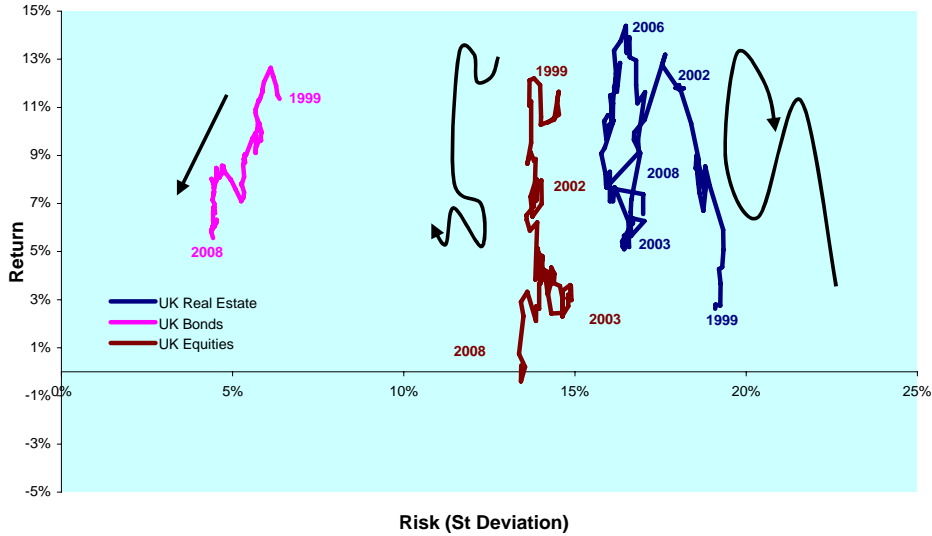
Graph 154: Long Term Beta Coefficient & Sharpe Ratio - United Kingdom



Graph 155: Equally Weighted Value-at-Risk - United Kingdom



Graph 156: Rolling 10 Years Risk/Return Profiles - United Kingdom



DATE: JUNE 2008 CONTACT DETAILS:

EPRA: Schiphol Boulevard 283, 1118 BH Schiphol Airport, The Netherlands, T +31 20 405 3830, F +31 20 405 3840, E info@epra.com, W www.epra.com
 NAREIT: 1875 Eye Street, N.W., Suite 600, Washington D.C. 20006, USA, T +1 202 739 9400, F +1 202 739 9401, E info@nareit.com, W www.nareit.com

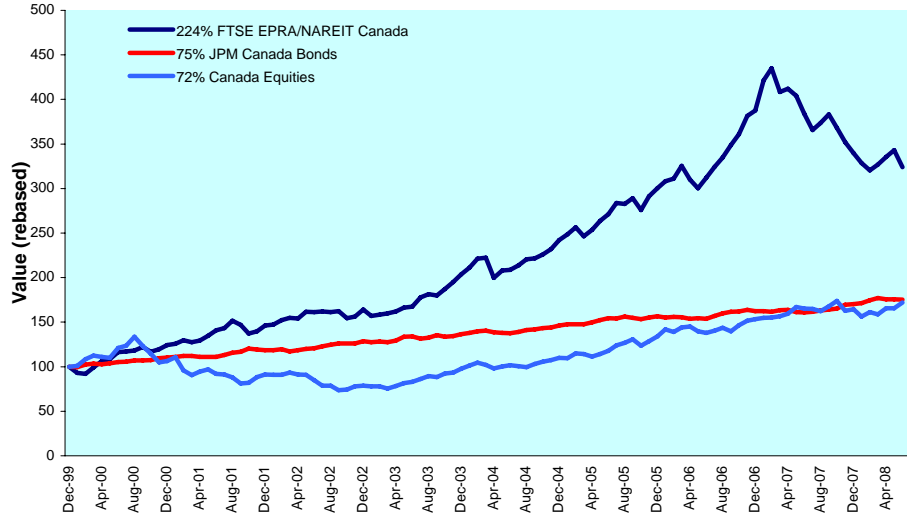
Section 5.12

Canada

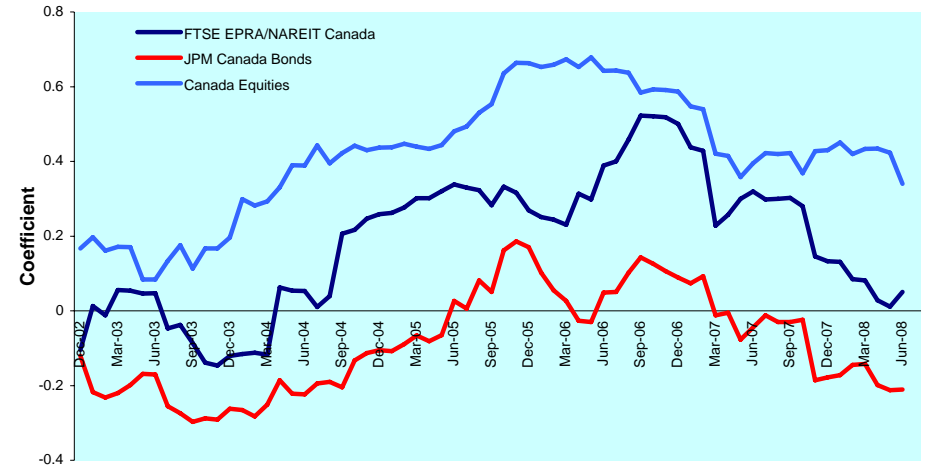
DATE: JUNE 2008 CONTACT DETAILS:

EPRA: Schiphol Boulevard 283, 1118 BH Schiphol Airport, The Netherlands, T +31 20 405 3830, F +31 20 405 3840, E info@epra.com, W www.epra.com
NAREIT: 1875 Eye Street, N.W., Suite 600, Washington D.C. 20006, USA, T +1 202 739 9400, F + 1 202 739 9401, E info@nareit.com, W www.nareit.com

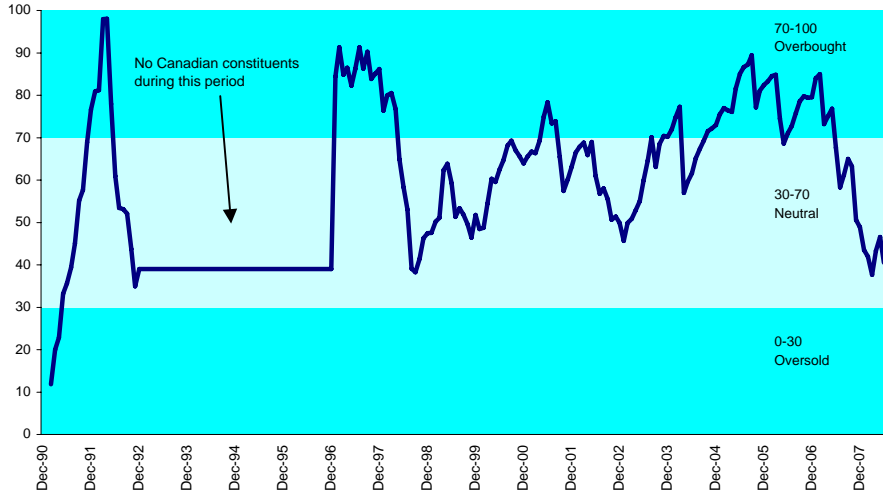
Graph 157: Bonds, Equities & Real Estate - Canada



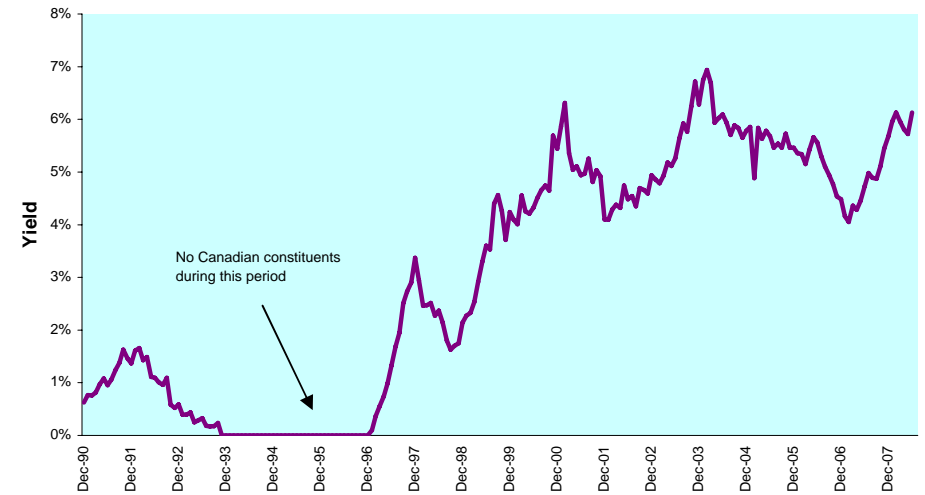
Graph 158: Asset Classes Correlations - Canada



Graph 159: Relative Strength Indicator - Canada



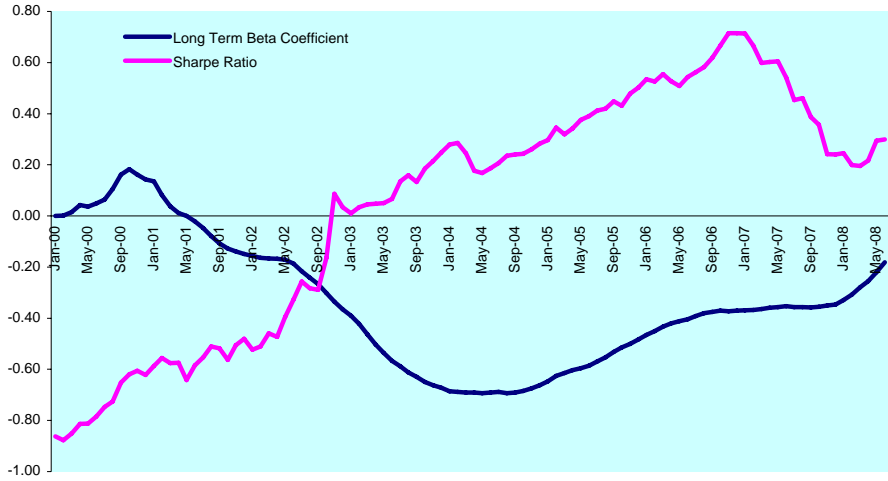
Graph 160: 12 Months Dividend Yields - Canada



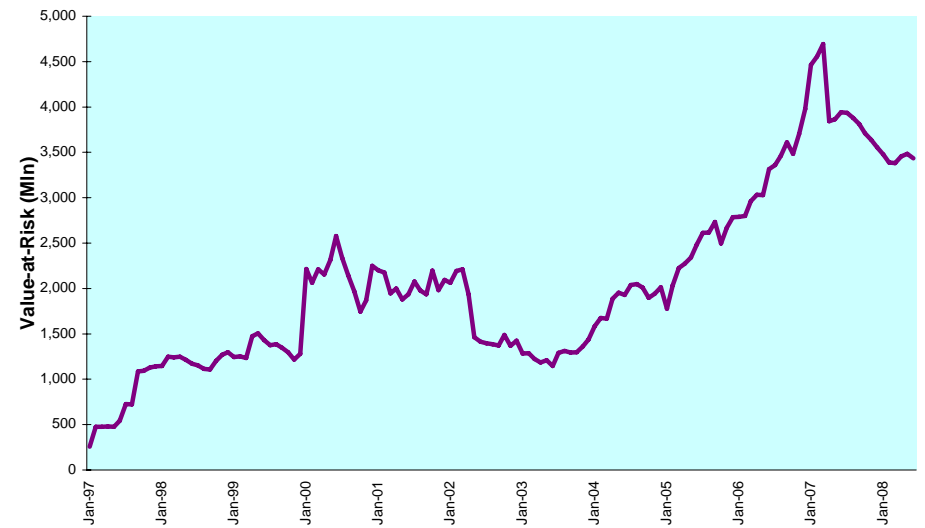
DATE: JUNE 2008 CONTACT DETAILS:

EPRA: Schiphol Boulevard 283, 1118 BH Schiphol Airport, The Netherlands, T +31 20 405 3830, F +31 20 405 3840, E info@epra.com, W www.epra.com
 NAREIT: 1875 Eye Street, N.W., Suite 600, Washington D.C. 20006, USA, T +1 202 739 9400, F +1 202 739 9401, E info@nareit.com, W www.nareit.com

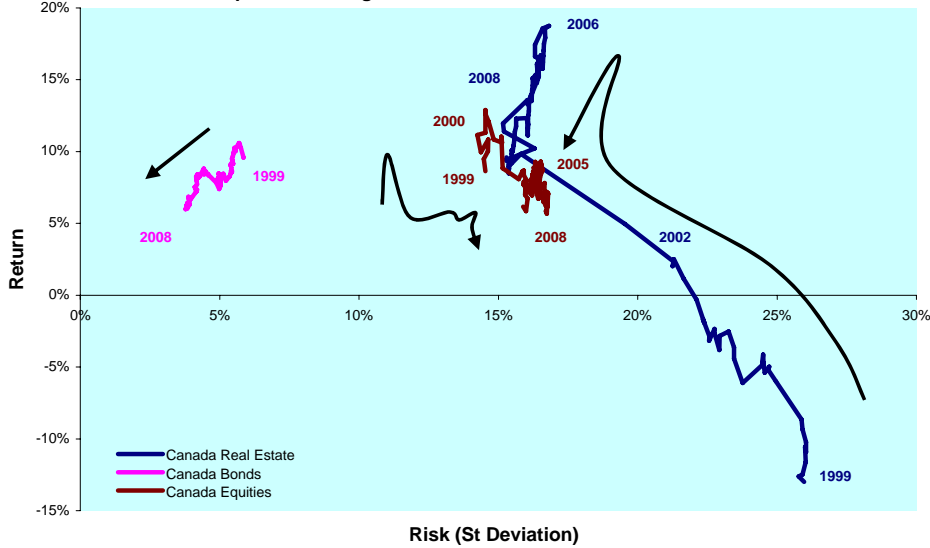
Graph 161: Long Term Beta Coefficient & Sharpe Ratio - Canada



Graph 162: Equally Weighted Value-at-Risk - Canada



Graph 163: Rolling 10 Years Risk/Return Profiles - Canada



DATE: JUNE 2008 CONTACT DETAILS:

EPRA: Schiphol Boulevard 283, 1118 BH Schiphol Airport, The Netherlands, T +31 20 405 3830, F +31 20 405 3840, E info@epra.com, W www.epra.com
 NAREIT: 1875 Eye Street, N.W., Suite 600, Washington D.C. 20006, USA, T +1 202 739 9400, F +1 202 739 9401, E info@nareit.com, W www.nareit.com

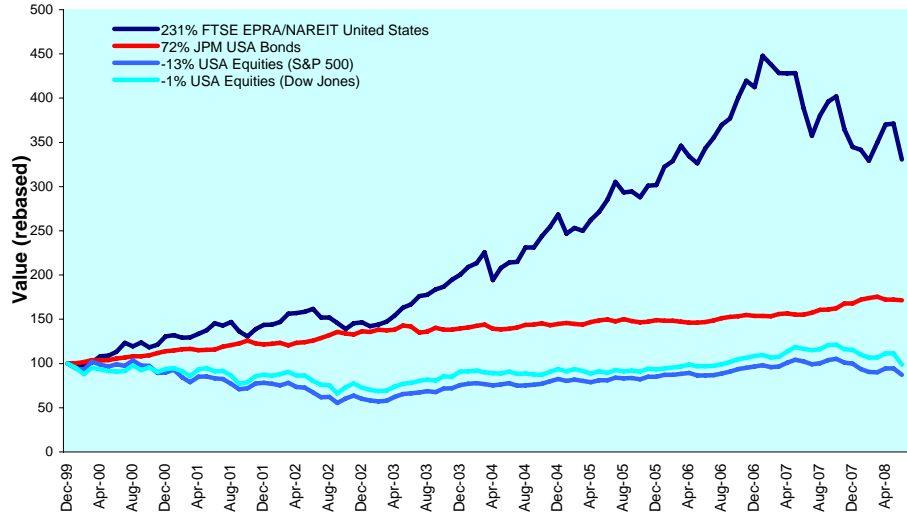
Section 5.13

United States

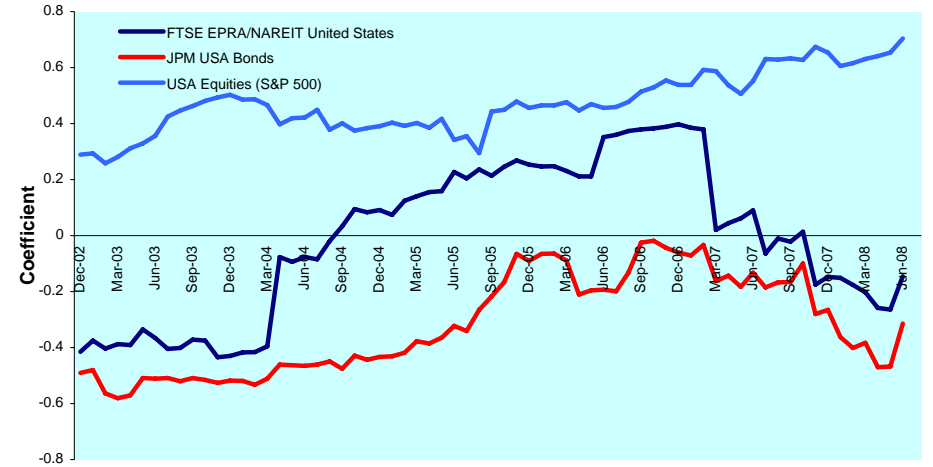
DATE: JUNE 2008 CONTACT DETAILS:

EPRA: Schiphol Boulevard 283, 1118 BH Schiphol Airport, The Netherlands, T +31 20 405 3830, F +31 20 405 3840, E info@epra.com, W www.epra.com
NAREIT: 1875 Eye Street, N.W., Suite 600, Washington D.C. 20006, USA, T +1 202 739 9400, F + 1 202 739 9401, E info@nareit.com, W www.nareit.com

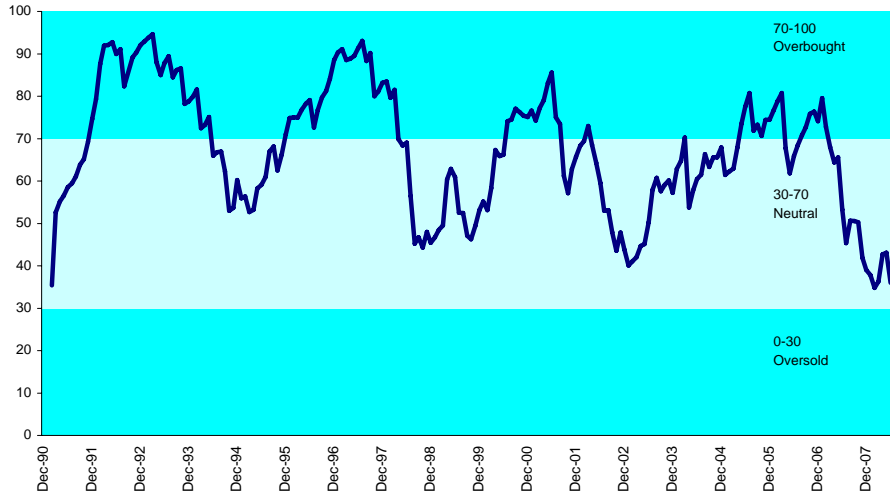
Graph 164: Bonds, Equities & Real Estate - United States



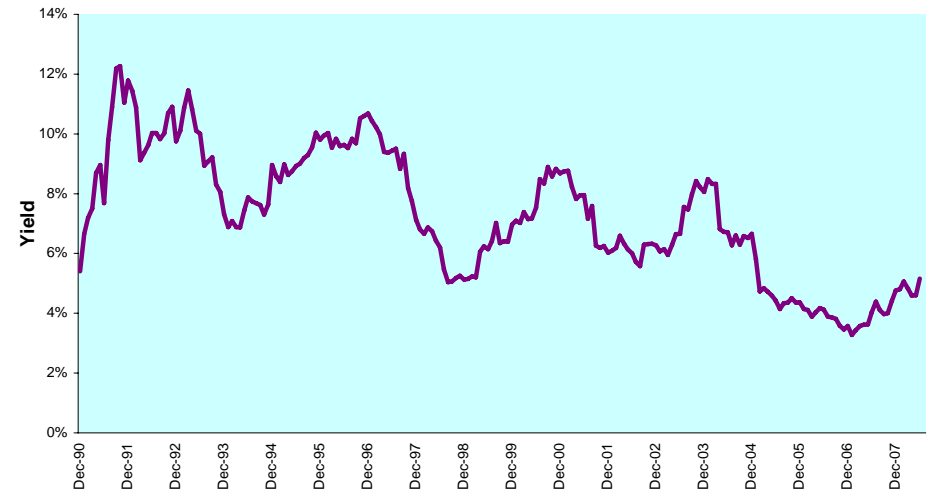
Graph 165: Asset Classes Correlations - United States



Graph 166: Relative Strength Indicator - United States



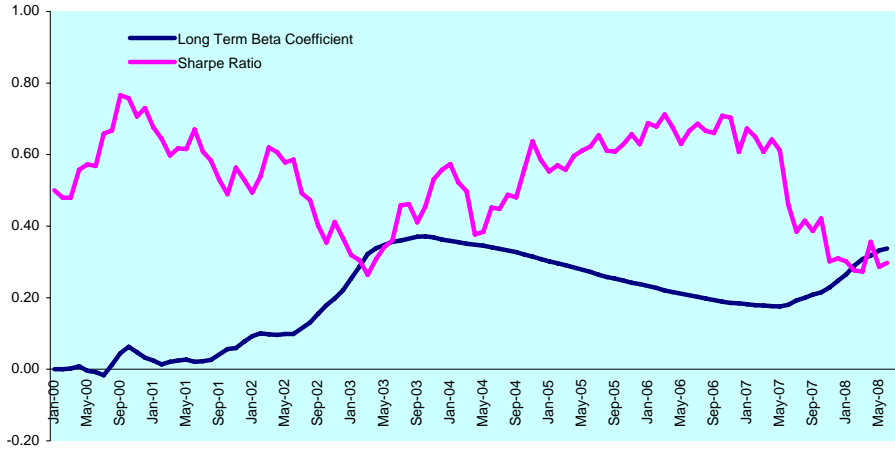
Graph 167: 12 Months Dividend Yields - United States



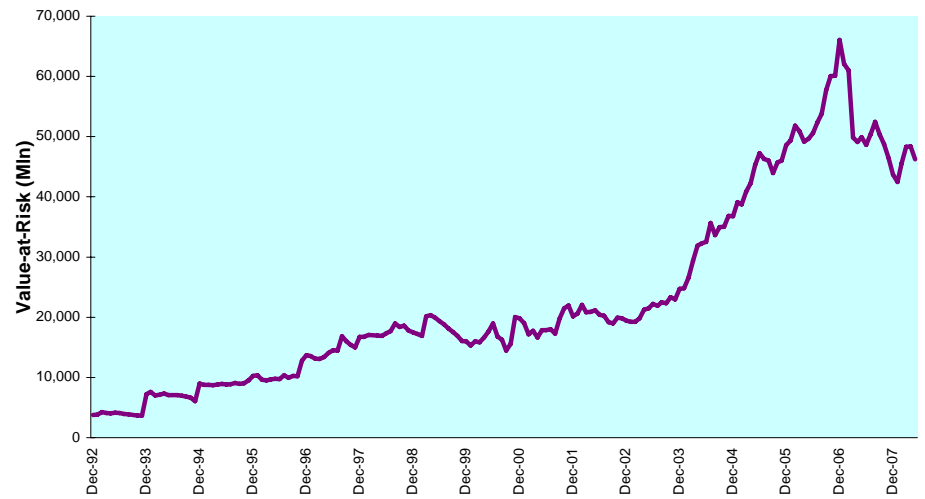
DATE: JUNE 2008 CONTACT DETAILS:

EPRA: Schiphol Boulevard 283, 1118 BH Schiphol Airport, The Netherlands, T +31 20 405 3830, F +31 20 405 3840, E info@epra.com, W www.epra.com
 NAREIT: 1875 Eye Street, N.W., Suite 600, Washington D.C. 20006, USA, T +1 202 739 9400, F +1 202 739 9401, E info@nareit.com, W www.nareit.com

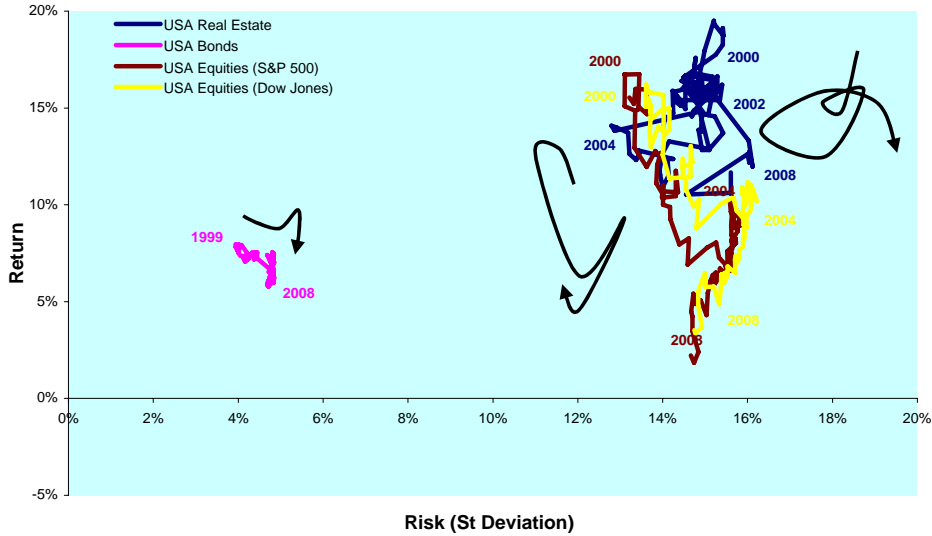
Graph 168: Long Term Beta Coefficient & Sharpe Ratio - United States



Graph 169: Equally Weighted Value-at-Risk - United States



Graph 170: Rolling 10 Years Risk/Return Profiles - United States



DATE: JUNE 2008 CONTACT DETAILS:

EPR: Schiphol Boulevard 283, 1118 BH Schiphol Airport, The Netherlands, T +31 20 405 3830, F +31 20 405 3840, E info@epa.com, W www.epa.com
 NAREIT: 1875 Eye Street, N.W., Suite 600, Washington D.C. 20006, USA, T +1 202 739 9400, F +1 202 739 9401, E info@nareit.com, W www.nareit.com

Section 6

End-of-Year Constituent Chart

DATE: JUNE 2008 CONTACT DETAILS:

EPRA: Schiphol Boulevard 283, 1118 BH Schiphol Airport, The Netherlands, T +31 20 405 3830, F +31 20 405 3840, E info@epra.com, W www.epra.com
NAREIT: 1875 Eye Street, N.W., Suite 600, Washington D.C. 20006, USA, T +1 202 739 9400, F + 1 202 739 9401, E info@nareit.com, W www.nareit.com

Number of Constituents

| Country | 1989 | 1990 | 1991 | 1992 | 1993 | 1994 | 1995 | 1996 | 1997 | 1998 | 1999 | 2000 | 2001 | 2002 | 2003 | 2004 | 2005 | 2006 | 2007 | 2008 YTD |
|----------------------|------------|------------|------------|------------|------------|------------|------------|------------|------------|------------|------------|------------|------------|------------|------------|------------|------------|------------|------------|------------|
| Australia | 5 | 5 | 6 | 5 | 8 | 7 | 9 | 14 | 18 | 19 | 19 | 17 | 24 | 23 | 22 | 15 | 25 | 30 | 23 | 22 |
| Japan | 9 | 9 | 10 | 8 | 11 | 11 | 11 | 11 | 8 | 7 | 9 | 8 | 6 | 8 | 7 | 17 | 21 | 26 | 23 | 22 |
| Hong Kong | 17 | 17 | 17 | 26 | 35 | 25 | 19 | 29 | 34 | 19 | 20 | 17 | 15 | 10 | 9 | 11 | 13 | 25 | 21 | 21 |
| New Zealand | 0 | 0 | 0 | 0 | 0 | 0 | 0 | 0 | 0 | 0 | 0 | 0 | 0 | 0 | 0 | 0 | 1 | 1 | 1 | 1 |
| Singapore | 3 | 3 | 3 | 5 | 8 | 7 | 6 | 6 | 5 | 5 | 6 | 5 | 4 | 3 | 3 | 9 | 10 | 13 | 11 | 10 |
| Asia | 34 | 34 | 36 | 44 | 62 | 50 | 45 | 60 | 65 | 50 | 54 | 47 | 49 | 44 | 41 | 52 | 70 | 95 | 79 | 76 |
| Austria | 0 | 0 | 0 | 0 | 0 | 0 | 0 | 0 | 0 | 0 | 0 | 0 | 1 | 1 | 1 | 1 | 5 | 6 | 5 | 4 |
| Belgium | 1 | 1 | 2 | 2 | 2 | 2 | 3 | 3 | 4 | 3 | 4 | 2 | 1 | 2 | 2 | 4 | 5 | 6 | 6 | 6 |
| Denmark | 0 | 0 | 0 | 1 | 2 | 2 | 2 | 2 | 2 | 2 | 3 | 3 | 2 | 1 | 1 | 2 | 4 | 2 | 1 | 1 |
| Finland | 0 | 0 | 0 | 0 | 1 | 1 | 1 | 1 | 1 | 1 | 2 | 2 | 1 | 1 | 1 | 2 | 3 | 3 | 3 | 3 |
| France | 4 | 4 | 4 | 7 | 8 | 9 | 9 | 9 | 10 | 11 | 9 | 6 | 6 | 6 | 6 | 4 | 6 | 10 | 10 | 10 |
| Germany | 3 | 3 | 3 | 3 | 3 | 3 | 3 | 4 | 5 | 5 | 5 | 2 | 2 | 2 | 2 | 3 | 3 | 6 | 9 | 8 |
| Greece | 0 | 0 | 0 | 0 | 0 | 0 | 0 | 0 | 0 | 0 | 0 | 0 | 0 | 0 | 0 | 2 | 2 | 3 | 3 | 3 |
| Ireland | 2 | 2 | 2 | 2 | 2 | 2 | 2 | 2 | 2 | 2 | 2 | 1 | 1 | 0 | 0 | 0 | 0 | 0 | 0 | 0 |
| Italy | 2 | 2 | 2 | 3 | 3 | 3 | 4 | 4 | 4 | 4 | 5 | 2 | 1 | 2 | 3 | 3 | 4 | 4 | 4 | 4 |
| Netherlands | 5 | 5 | 6 | 7 | 7 | 7 | 8 | 8 | 8 | 8 | 9 | 9 | 9 | 7 | 8 | 8 | 8 | 8 | 7 | 7 |
| Norway | 2 | 2 | 2 | 2 | 2 | 2 | 3 | 3 | 3 | 4 | 4 | 2 | 2 | 1 | 1 | 0 | 0 | 2 | 1 | 1 |
| Poland | 0 | 0 | 0 | 0 | 0 | 0 | 0 | 0 | 0 | 0 | 0 | 0 | 0 | 0 | 0 | 0 | 1 | 1 | 1 | 1 |
| Portugal | 1 | 1 | 1 | 1 | 1 | 1 | 1 | 1 | 1 | 2 | 2 | 1 | 0 | 0 | 0 | 0 | 0 | 0 | 0 | 0 |
| Spain | 2 | 2 | 2 | 2 | 2 | 2 | 2 | 2 | 2 | 3 | 3 | 4 | 3 | 3 | 2 | 2 | 2 | 1 | 1 | 1 |
| Sweden | 4 | 4 | 5 | 6 | 9 | 10 | 12 | 12 | 15 | 17 | 21 | 9 | 9 | 9 | 8 | 5 | 6 | 6 | 6 | 6 |
| Switzerland | 2 | 2 | 2 | 2 | 2 | 2 | 2 | 2 | 2 | 2 | 2 | 4 | 2 | 4 | 4 | 4 | 4 | 4 | 4 | 4 |
| UK | 28 | 28 | 28 | 28 | 29 | 30 | 34 | 35 | 40 | 42 | 43 | 36 | 34 | 33 | 30 | 29 | 38 | 41 | 36 | 34 |
| Europe | 56 | 56 | 59 | 66 | 73 | 76 | 86 | 88 | 99 | 106 | 114 | 83 | 74 | 72 | 69 | 69 | 91 | 103 | 97 | 93 |
| Canada | 1 | 1 | 1 | 1 | 0 | 0 | 0 | 0 | 5 | 5 | 5 | 8 | 7 | 8 | 8 | 12 | 19 | 21 | 16 | 16 |
| USA | 12 | 12 | 16 | 19 | 25 | 51 | 79 | 88 | 100 | 106 | 101 | 114 | 112 | 108 | 105 | 110 | 127 | 119 | 103 | 101 |
| North America | 13 | 13 | 17 | 20 | 25 | 51 | 79 | 88 | 105 | 111 | 106 | 122 | 119 | 116 | 113 | 122 | 146 | 140 | 119 | 117 |
| Total | 103 | 103 | 112 | 130 | 160 | 177 | 210 | 236 | 269 | 267 | 274 | 252 | 242 | 232 | 223 | 243 | 307 | 338 | 295 | 286 |

DATE: JUNE 2008 CONTACT DETAILS:

EPRA: Schiphol Boulevard 283, 1118 BH Schiphol Airport, The Netherlands, T +31 20 405 3830, F +31 20 405 3840, E info@epra.com, W www.epra.com
 NAREIT: 1875 Eye Street, N.W., Suite 600, Washington D.C. 20006, USA, T +1 202 739 9400, F + 1 202 739 9401, E info@nareit.com, W www.nareit.com

End-of-Year Constituents Chart

| Company | Region | Country | 1989 | 1990 | 1991 | 1992 | 1993 | 1994 | 1995 | 1996 | 1997 | 1998 | 1999 | 2000 | 2001 | 2002 | 2003 | 2004 | 2005 | 2006 | 2007 | 2008 | YTD |
|---------------------------------------|--------|-----------|------|------|------|------|------|------|------|------|------|------|------|------|------|------|------|------|------|------|------|------|-----|
| Abacus Property Group | Asia | Australia | | | | | | | | | | | | | | | | | | | | | |
| AMP Diversified Property Trust | Asia | Australia | | | | | | | | | | | | | | | | | | | | | |
| AMP Industrial Trust | Asia | Australia | | | | | | | | | | | | | | | | | | | | | |
| AMP Shopping Centre | Asia | Australia | | | | | | | | | | | | | | | | | | | | | |
| Australand Property Group | Asia | Australia | | | | | | | | | | | | | | | | | | | | | |
| Babcock & Brown Japan Property Trust | Asia | Australia | | | | | | | | | | | | | | | | | | | | | |
| Bunnings Warehouse Property Trust | Asia | Australia | | | | | | | | | | | | | | | | | | | | | |
| Centro Properties | Asia | Australia | | | | | | | | | | | | | | | | | | | | | |
| Centro Retail Trust | Asia | Australia | | | | | | | | | | | | | | | | | | | | | |
| Centro Shopping America Trust | Asia | Australia | | | | | | | | | | | | | | | | | | | | | |
| CFS Retail Property Trust | Asia | Australia | | | | | | | | | | | | | | | | | | | | | |
| Colonial First State Properties Trust | Asia | Australia | | | | | | | | | | | | | | | | | | | | | |
| Commonwealth Property Office Fund | Asia | Australia | | | | | | | | | | | | | | | | | | | | | |
| DB RREEF Trust | Asia | Australia | | | | | | | | | | | | | | | | | | | | | |
| Deutsche Diversified Trust | Asia | Australia | | | | | | | | | | | | | | | | | | | | | |
| Deutsche Industrial Trust | Asia | Australia | | | | | | | | | | | | | | | | | | | | | |
| Deutsche Office Trust | Asia | Australia | | | | | | | | | | | | | | | | | | | | | |
| FKP Property Group | Asia | Australia | | | | | | | | | | | | | | | | | | | | | |
| Goodman Group | Asia | Australia | | | | | | | | | | | | | | | | | | | | | |
| GPT Group | Asia | Australia | | | | | | | | | | | | | | | | | | | | | |
| ING Industrial Fund | Asia | Australia | | | | | | | | | | | | | | | | | | | | | |
| ING Office Fund | Asia | Australia | | | | | | | | | | | | | | | | | | | | | |
| ING Real Estate Community Living | Asia | Australia | | | | | | | | | | | | | | | | | | | | | |
| Investa Property Group | Asia | Australia | | | | | | | | | | | | | | | | | | | | | |
| Lend Lease Corp. | Asia | Australia | | | | | | | | | | | | | | | | | | | | | |
| Macquarie Countrywide | Asia | Australia | | | | | | | | | | | | | | | | | | | | | |
| Macquarie DDR | Asia | Australia | | | | | | | | | | | | | | | | | | | | | |
| Macquarie Office | Asia | Australia | | | | | | | | | | | | | | | | | | | | | |
| Macquarie Prologis Trust | Asia | Australia | | | | | | | | | | | | | | | | | | | | | |
| Mirvac Group | Asia | Australia | | | | | | | | | | | | | | | | | | | | | |
| Multiplex Group | Asia | Australia | | | | | | | | | | | | | | | | | | | | | |
| Principal America Office Trust | Asia | Australia | | | | | | | | | | | | | | | | | | | | | |
| Principal Office Trust | Asia | Australia | | | | | | | | | | | | | | | | | | | | | |
| Ronin Property Trust | Asia | Australia | | | | | | | | | | | | | | | | | | | | | |
| Rubicon America Trust | Asia | Australia | | | | | | | | | | | | | | | | | | | | | |
| Rubicon Europe Trust | Asia | Australia | | | | | | | | | | | | | | | | | | | | | |
| Stockland | Asia | Australia | | | | | | | | | | | | | | | | | | | | | |
| Sunland Group | Asia | Australia | | | | | | | | | | | | | | | | | | | | | |

DATE: JUNE 2008 CONTACT DETAILS:

EPRA: Schiphol Boulevard 283, 1118 BH Schiphol Airport, The Netherlands, T +31 20 405 3830, F +31 20 405 3840, E info@epra.com, W www.epra.com
 NAREIT: 1875 Eye Street, N.W., Suite 600, Washington D.C. 20006, USA, T +1 202 739 9400, F + 1 202 739 9401, E info@nareit.com, W www.nareit.com

End-of-Year Constituents Chart

| Company | Region | Country | 1989 | 1990 | 1991 | 1992 | 1993 | 1994 | 1995 | 1996 | 1997 | 1998 | 1999 | 2000 | 2001 | 2002 | 2003 | 2004 | 2005 | 2006 | 2007 | 2008 | YTD |
|--|--------|-----------|------|------|------|------|------|------|------|------|------|------|------|------|------|------|------|------|------|------|------|------|-----|
| Tishman Speyer Office Fund | Asia | Australia | | | | | | | | | | | | | | | | | | | | | |
| Valad Property Group | Asia | Australia | | | | | | | | | | | | | | | | | | | | | |
| Westfield America | Asia | Australia | | | | | | | | | | | | | | | | | | | | | |
| Westfield Group | Asia | Australia | | | | | | | | | | | | | | | | | | | | | |
| Westfield Holdings | Asia | Australia | | | | | | | | | | | | | | | | | | | | | |
| Westfield Trust | Asia | Australia | | | | | | | | | | | | | | | | | | | | | |
| Agile Property Holdings | Asia | Hong Kong | | | | | | | | | | | | | | | | | | | | | |
| Allied Properties | Asia | Hong Kong | | | | | | | | | | | | | | | | | | | | | |
| Asean Residential | Asia | Hong Kong | | | | | | | | | | | | | | | | | | | | | |
| Asia Oriental | Asia | Hong Kong | | | | | | | | | | | | | | | | | | | | | |
| Asia Standard | Asia | Hong Kong | | | | | | | | | | | | | | | | | | | | | |
| Century City | Asia | Hong Kong | | | | | | | | | | | | | | | | | | | | | |
| Champion REIT | Asia | Hong Kong | | | | | | | | | | | | | | | | | | | | | |
| Cheung Kong Holdings | Asia | Hong Kong | | | | | | | | | | | | | | | | | | | | | |
| Chi Cheung | Asia | Hong Kong | | | | | | | | | | | | | | | | | | | | | |
| China Investment Holdings | Asia | Hong Kong | | | | | | | | | | | | | | | | | | | | | |
| China Land Group | Asia | Hong Kong | | | | | | | | | | | | | | | | | | | | | |
| China Overseas Land & Investment | Asia | Hong Kong | | | | | | | | | | | | | | | | | | | | | |
| China Resources Land | Asia | Hong Kong | | | | | | | | | | | | | | | | | | | | | |
| China State Construction International | Asia | Hong Kong | | | | | | | | | | | | | | | | | | | | | |
| Chinese Estate Holdings | Asia | Hong Kong | | | | | | | | | | | | | | | | | | | | | |
| Chuang's China Investments | Asia | Hong Kong | | | | | | | | | | | | | | | | | | | | | |
| Chuang's Consortium International | Asia | Hong Kong | | | | | | | | | | | | | | | | | | | | | |
| Country Garden | Asia | Hong Kong | | | | | | | | | | | | | | | | | | | | | |
| Dan Form Holdings | Asia | Hong Kong | | | | | | | | | | | | | | | | | | | | | |
| Dynamic Holdings | Asia | Hong Kong | | | | | | | | | | | | | | | | | | | | | |
| Emperor International | Asia | Hong Kong | | | | | | | | | | | | | | | | | | | | | |
| Emperor Investments | Asia | Hong Kong | | | | | | | | | | | | | | | | | | | | | |
| Far East Consortium | Asia | Hong Kong | | | | | | | | | | | | | | | | | | | | | |
| Gold - Face Holdings | Asia | Hong Kong | | | | | | | | | | | | | | | | | | | | | |
| G-Prop Holdings | Asia | Hong Kong | | | | | | | | | | | | | | | | | | | | | |
| Great Eagle Holdings | Asia | Hong Kong | | | | | | | | | | | | | | | | | | | | | |
| GZI REIT | Asia | Hong Kong | | | | | | | | | | | | | | | | | | | | | |
| Hang Lung Group | Asia | Hong Kong | | | | | | | | | | | | | | | | | | | | | |
| Hang Lung Properties | Asia | Hong Kong | | | | | | | | | | | | | | | | | | | | | |
| Henderson China | Asia | Hong Kong | | | | | | | | | | | | | | | | | | | | | |
| Henderson Investors | Asia | Hong Kong | | | | | | | | | | | | | | | | | | | | | |
| Henderson Land Development | Asia | Hong Kong | | | | | | | | | | | | | | | | | | | | | |

DATE: JUNE 2008 CONTACT DETAILS:

EPRA: Schiphol Boulevard 283, 1118 BH Schiphol Airport, The Netherlands, T +31 20 405 3830, F +31 20 405 3840, E info@epra.com, W www.epra.com
 NAREIT: 1875 Eye Street, N.W., Suite 600, Washington D.C. 20006, USA, T +1 202 739 9400, F + 1 202 739 9401, E info@nareit.com, W www.nareit.com

End-of-Year Constituents Chart

| Company | Region | Country | 1989 | 1990 | 1991 | 1992 | 1993 | 1994 | 1995 | 1996 | 1997 | 1998 | 1999 | 2000 | 2001 | 2002 | 2003 | 2004 | 2005 | 2006 | 2007 | 2008 | YTD |
|-------------------------------------|--------|-----------|------|------|------|------|------|------|------|------|------|------|------|------|------|------|------|------|------|------|------|------|-----|
| Heritage International Holdings | Asia | Hong Kong | | | | | | | | | | | | | | | | | | | | | |
| HKR International | Asia | Hong Kong | | | | | | | | | | | | | | | | | | | | | |
| Hon Kwok Land Investments | Asia | Hong Kong | | | | | | | | | | | | | | | | | | | | | |
| Hong Kong Fortune | Asia | Hong Kong | | | | | | | | | | | | | | | | | | | | | |
| Hong Kong Land | Asia | Hong Kong | | | | | | | | | | | | | | | | | | | | | |
| Hong Kong Parkview Group | Asia | Hong Kong | | | | | | | | | | | | | | | | | | | | | |
| Hopson Development Holdings | Asia | Hong Kong | | | | | | | | | | | | | | | | | | | | | |
| Hycomm Wireless | Asia | Hong Kong | | | | | | | | | | | | | | | | | | | | | |
| Hysan Development | Asia | Hong Kong | | | | | | | | | | | | | | | | | | | | | |
| Interchina Holdings | Asia | Hong Kong | | | | | | | | | | | | | | | | | | | | | |
| K Wah International Holdings | Asia | Hong Kong | | | | | | | | | | | | | | | | | | | | | |
| Kerry Properties | Asia | Hong Kong | | | | | | | | | | | | | | | | | | | | | |
| Kowloon Development | Asia | Hong Kong | | | | | | | | | | | | | | | | | | | | | |
| Kwong Sand Hong International | Asia | Hong Kong | | | | | | | | | | | | | | | | | | | | | |
| Lai Fung Holdings | Asia | Hong Kong | | | | | | | | | | | | | | | | | | | | | |
| Lai Sun Development | Asia | Hong Kong | | | | | | | | | | | | | | | | | | | | | |
| Link Real Estate Investment Trust | Asia | Hong Kong | | | | | | | | | | | | | | | | | | | | | |
| Lippo Ltd. | Asia | Hong Kong | | | | | | | | | | | | | | | | | | | | | |
| Liu Chong Hing Investments | Asia | Hong Kong | | | | | | | | | | | | | | | | | | | | | |
| Midland Realty Holdings | Asia | Hong Kong | | | | | | | | | | | | | | | | | | | | | |
| Nam Fong International Holdings | Asia | Hong Kong | | | | | | | | | | | | | | | | | | | | | |
| New Century Group Hong Kong | Asia | Hong Kong | | | | | | | | | | | | | | | | | | | | | |
| New City Beijing Development | Asia | Hong Kong | | | | | | | | | | | | | | | | | | | | | |
| New World China Land | Asia | Hong Kong | | | | | | | | | | | | | | | | | | | | | |
| New World Development | Asia | Hong Kong | | | | | | | | | | | | | | | | | | | | | |
| Pacific Century Premium Development | Asia | Hong Kong | | | | | | | | | | | | | | | | | | | | | |
| Pacific Concord Holdings | Asia | Hong Kong | | | | | | | | | | | | | | | | | | | | | |
| Pearl Oriental Holdings | Asia | Hong Kong | | | | | | | | | | | | | | | | | | | | | |
| Prosperity REIT | Asia | Hong Kong | | | | | | | | | | | | | | | | | | | | | |
| Shanghai Real Estate | Asia | Hong Kong | | | | | | | | | | | | | | | | | | | | | |
| Shenzhen Investment | Asia | Hong Kong | | | | | | | | | | | | | | | | | | | | | |
| Shimao Property Holdings | Asia | Hong Kong | | | | | | | | | | | | | | | | | | | | | |
| Shui On Land | Asia | Hong Kong | | | | | | | | | | | | | | | | | | | | | |
| Silver Grant International | Asia | Hong Kong | | | | | | | | | | | | | | | | | | | | | |
| Sino Land | Asia | Hong Kong | | | | | | | | | | | | | | | | | | | | | |
| Sun Hung Kai Properties | Asia | Hong Kong | | | | | | | | | | | | | | | | | | | | | |
| Swire Pacific | Asia | Hong Kong | | | | | | | | | | | | | | | | | | | | | |
| The Wharf Holdings | Asia | Hong Kong | | | | | | | | | | | | | | | | | | | | | |

DATE: JUNE 2008 CONTACT DETAILS:

EPRA: Schiphol Boulevard 283, 1118 BH Schiphol Airport, The Netherlands, T +31 20 405 3830, F +31 20 405 3840, E info@epra.com, W www.epra.com
 NAREIT: 1875 Eye Street, N.W., Suite 600, Washington D.C. 20006, USA, T +1 202 739 9400, F + 1 202 739 9401, E info@nareit.com, W www.nareit.com

End-of-Year Constituents Chart

| Company | Region | Country | 1989 | 1990 | 1991 | 1992 | 1993 | 1994 | 1995 | 1996 | 1997 | 1998 | 1999 | 2000 | 2001 | 2002 | 2003 | 2004 | 2005 | 2006 | 2007 | 2008 | YTD |
|--|--------|-------------|------|------|------|------|------|------|------|------|------|------|------|------|------|------|------|------|------|------|------|------|-----|
| Wheelock Properties | Asia | Hong Kong | | | | | | | | | | | | | | | | | | | | | |
| Aeon Mall Co. Ltd | Asia | Japan | | | | | | | | | | | | | | | | | | | | | |
| Cesar | Asia | Japan | | | | | | | | | | | | | | | | | | | | | |
| Daibiru Corp. | Asia | Japan | | | | | | | | | | | | | | | | | | | | | |
| Daikyo | Asia | Japan | | | | | | | | | | | | | | | | | | | | | |
| Diamond City | Asia | Japan | | | | | | | | | | | | | | | | | | | | | |
| Goldcrest | Asia | Japan | | | | | | | | | | | | | | | | | | | | | |
| Hankyu Realty | Asia | Japan | | | | | | | | | | | | | | | | | | | | | |
| Heiwa Real Estate | Asia | Japan | | | | | | | | | | | | | | | | | | | | | |
| Japan Prime Realty Investment | Asia | Japan | | | | | | | | | | | | | | | | | | | | | |
| Japan Real Estate Investment Corporation | Asia | Japan | | | | | | | | | | | | | | | | | | | | | |
| Japan Retail Fund Investment | Asia | Japan | | | | | | | | | | | | | | | | | | | | | |
| Kenedix Realty Investment | Asia | Japan | | | | | | | | | | | | | | | | | | | | | |
| Leopalace21 Corp. | Asia | Japan | | | | | | | | | | | | | | | | | | | | | |
| Mitsubishi Estate | Asia | Japan | | | | | | | | | | | | | | | | | | | | | |
| Mitsui Fudosan Co. | Asia | Japan | | | | | | | | | | | | | | | | | | | | | |
| Mitsui Real Estate Sales | Asia | Japan | | | | | | | | | | | | | | | | | | | | | |
| Mori Trust Sogo REIT | Asia | Japan | | | | | | | | | | | | | | | | | | | | | |
| Nippon Building Fund Inc. | Asia | Japan | | | | | | | | | | | | | | | | | | | | | |
| Nippon Commercial Investment | Asia | Japan | | | | | | | | | | | | | | | | | | | | | |
| Nomura Real Estate Office Fund | Asia | Japan | | | | | | | | | | | | | | | | | | | | | |
| NTT Urban Development | Asia | Japan | | | | | | | | | | | | | | | | | | | | | |
| Orix Jreit Inc. | Asia | Japan | | | | | | | | | | | | | | | | | | | | | |
| Premier Investment Co. | Asia | Japan | | | | | | | | | | | | | | | | | | | | | |
| Shoei | Asia | Japan | | | | | | | | | | | | | | | | | | | | | |
| Sumitomo Realty & Development | Asia | Japan | | | | | | | | | | | | | | | | | | | | | |
| Toc Co. | Asia | Japan | | | | | | | | | | | | | | | | | | | | | |
| Tokyo Tatemono | Asia | Japan | | | | | | | | | | | | | | | | | | | | | |
| Tokyu Land | Asia | Japan | | | | | | | | | | | | | | | | | | | | | |
| Tokyu REIT Inc. | Asia | Japan | | | | | | | | | | | | | | | | | | | | | |
| Towa Real Estate Development | Asia | Japan | | | | | | | | | | | | | | | | | | | | | |
| United Urban Investment | Asia | Japan | | | | | | | | | | | | | | | | | | | | | |
| AMP NZ Office Trust | Asia | New Zealand | | | | | | | | | | | | | | | | | | | | | |
| Kiwi Income Property Trust | Asia | New Zealand | | | | | | | | | | | | | | | | | | | | | |
| Allgreen Properties | Asia | Singapore | | | | | | | | | | | | | | | | | | | | | |
| Allco Commercial Real Estate | Asia | Singapore | | | | | | | | | | | | | | | | | | | | | |
| Ascendas Real Estate Investment Trust | Asia | Singapore | | | | | | | | | | | | | | | | | | | | | |
| CapitaCommercial Trust | Asia | Singapore | | | | | | | | | | | | | | | | | | | | | |

DATE: JUNE 2008 CONTACT DETAILS:

EPRA: Schiphol Boulevard 283, 1118 BH Schiphol Airport, The Netherlands, T +31 20 405 3830, F +31 20 405 3840, E info@epra.com, W www.epra.com
 NAREIT: 1875 Eye Street, N.W., Suite 600, Washington D.C. 20006, USA, T +1 202 739 9400, F + 1 202 739 9401, E info@nareit.com, W www.nareit.com

End-of-Year Constituents Chart

| Company | Region | Country | 1989 | 1990 | 1991 | 1992 | 1993 | 1994 | 1995 | 1996 | 1997 | 1998 | 1999 | 2000 | 2001 | 2002 | 2003 | 2004 | 2005 | 2006 | 2007 | 2008 | YTD |
|--------------------------------------|--------|-----------|------|------|------|------|------|------|------|------|------|------|------|------|------|------|------|------|------|------|------|------|-----|
| Capitaland | Asia | Singapore | | | | | | | | | | | | | | | | | | | | | |
| CapitaMall Trust | Asia | Singapore | | | | | | | | | | | | | | | | | | | | | |
| Fortune REIT | Asia | Singapore | | | | | | | | | | | | | | | | | | | | | |
| Guocoland | Asia | Singapore | | | | | | | | | | | | | | | | | | | | | |
| Hongkong Land Holdings | Asia | Singapore | | | | | | | | | | | | | | | | | | | | | |
| Keppel Land | Asia | Singapore | | | | | | | | | | | | | | | | | | | | | |
| K-REIT Asia | Asia | Singapore | | | | | | | | | | | | | | | | | | | | | |
| Mapletree Logistics Trust | Asia | Singapore | | | | | | | | | | | | | | | | | | | | | |
| Pacific Century Regional Development | Asia | Singapore | | | | | | | | | | | | | | | | | | | | | |
| Singapore Land | Asia | Singapore | | | | | | | | | | | | | | | | | | | | | |
| Suntec REIT | Asia | Singapore | | | | | | | | | | | | | | | | | | | | | |
| Tuan Sing Holdings | Asia | Singapore | | | | | | | | | | | | | | | | | | | | | |
| United Overseas Land | Asia | Singapore | | | | | | | | | | | | | | | | | | | | | |
| Wing Tai Holdings | Asia | Singapore | | | | | | | | | | | | | | | | | | | | | |
| CA Immobilien | Europe | Austria | | | | | | | | | | | | | | | | | | | | | |
| Conwert Immobilien | Europe | Austria | | | | | | | | | | | | | | | | | | | | | |
| Immoeast | Europe | Austria | | | | | | | | | | | | | | | | | | | | | |
| Immofinanz | Europe | Austria | | | | | | | | | | | | | | | | | | | | | |
| Sparkassen Immo Invest | Europe | Austria | | | | | | | | | | | | | | | | | | | | | |
| Sparkassen Immobilien | Europe | Austria | | | | | | | | | | | | | | | | | | | | | |
| Befimmo | Europe | Belgium | | | | | | | | | | | | | | | | | | | | | |
| Bern Comofi | Europe | Belgium | | | | | | | | | | | | | | | | | | | | | |
| Cofinimmo | Europe | Belgium | | | | | | | | | | | | | | | | | | | | | |
| Immobel | Europe | Belgium | | | | | | | | | | | | | | | | | | | | | |
| Intervest Offices | Europe | Belgium | | | | | | | | | | | | | | | | | | | | | |
| Leasinvest | Europe | Belgium | | | | | | | | | | | | | | | | | | | | | |
| Warehouses De Pauw | Europe | Belgium | | | | | | | | | | | | | | | | | | | | | |
| Wereldhave Belgium | Europe | Belgium | | | | | | | | | | | | | | | | | | | | | |
| ES Norden | Europe | Denmark | | | | | | | | | | | | | | | | | | | | | |
| Keops | Europe | Denmark | | | | | | | | | | | | | | | | | | | | | |
| Nordicom | Europe | Denmark | | | | | | | | | | | | | | | | | | | | | |
| Sjaelso Gruppen | Europe | Denmark | | | | | | | | | | | | | | | | | | | | | |
| TK Development | Europe | Denmark | | | | | | | | | | | | | | | | | | | | | |
| Citycon | Europe | Finland | | | | | | | | | | | | | | | | | | | | | |
| Sponda | Europe | Finland | | | | | | | | | | | | | | | | | | | | | |
| Technopolis | Europe | Finland | | | | | | | | | | | | | | | | | | | | | |
| Acanthe Developpement | Europe | France | | | | | | | | | | | | | | | | | | | | | |
| Affine | Europe | France | | | | | | | | | | | | | | | | | | | | | |

DATE: JUNE 2008 CONTACT DETAILS:

EPRA: Schiphol Boulevard 283, 1118 BH Schiphol Airport, The Netherlands, T +31 20 405 3830, F +31 20 405 3840, E info@epra.com, W www.epra.com
 NAREIT: 1875 Eye Street, N.W., Suite 600, Washington D.C. 20006, USA, T +1 202 739 9400, F + 1 202 739 9401, E info@nareit.com, W www.nareit.com

End-of-Year Constituents Chart

| Company | Region | Country | 1989 | 1990 | 1991 | 1992 | 1993 | 1994 | 1995 | 1996 | 1997 | 1998 | 1999 | 2000 | 2001 | 2002 | 2003 | 2004 | 2005 | 2006 | 2007 | 2008 | YTD |
|--|--------|---------|------|------|------|------|------|------|------|------|------|------|------|------|------|------|------|------|------|------|------|------|-----|
| Fidei | Europe | France | | | | | | | | | | | | | | | | | | | | | |
| Fonciere Des Regions | Europe | France | | | | | | | | | | | | | | | | | | | | | |
| Fonciere Lyonnaise | Europe | France | | | | | | | | | | | | | | | | | | | | | |
| Gecina | Europe | France | | | | | | | | | | | | | | | | | | | | | |
| Icade | Europe | France | | | | | | | | | | | | | | | | | | | | | |
| Klepierre | Europe | France | | | | | | | | | | | | | | | | | | | | | |
| Locafinanciere | Europe | France | | | | | | | | | | | | | | | | | | | | | |
| Mercialys | Europe | France | | | | | | | | | | | | | | | | | | | | | |
| Sefimeg | Europe | France | | | | | | | | | | | | | | | | | | | | | |
| Silic | Europe | France | | | | | | | | | | | | | | | | | | | | | |
| Simco | Europe | France | | | | | | | | | | | | | | | | | | | | | |
| Societe de la Tour Eiffel | Europe | France | | | | | | | | | | | | | | | | | | | | | |
| Sogeparc | Europe | France | | | | | | | | | | | | | | | | | | | | | |
| Sophia | Europe | France | | | | | | | | | | | | | | | | | | | | | |
| Unibail - Rodamco | Europe | France | | | | | | | | | | | | | | | | | | | | | |
| Union Immobiliere de France | Europe | France | | | | | | | | | | | | | | | | | | | | | |
| Alstria Office | Europe | Germany | | | | | | | | | | | | | | | | | | | | | |
| Bau-Verein Zu Hamburg | Europe | Germany | | | | | | | | | | | | | | | | | | | | | |
| CBB Holding | Europe | Germany | | | | | | | | | | | | | | | | | | | | | |
| Colonia Real Estate | Europe | Germany | | | | | | | | | | | | | | | | | | | | | |
| Deutsche Euroshop | Europe | Germany | | | | | | | | | | | | | | | | | | | | | |
| Deutsche Wohnen | Europe | Germany | | | | | | | | | | | | | | | | | | | | | |
| DIC Asset | Europe | Germany | | | | | | | | | | | | | | | | | | | | | |
| Gagfah | Europe | Germany | | | | | | | | | | | | | | | | | | | | | |
| Hamborner | Europe | Germany | | | | | | | | | | | | | | | | | | | | | |
| IVG Immobilien | Europe | Germany | | | | | | | | | | | | | | | | | | | | | |
| Patrizia Immobilien | Europe | Germany | | | | | | | | | | | | | | | | | | | | | |
| RSE Grundbesitz U-Beteiligung | Europe | Germany | | | | | | | | | | | | | | | | | | | | | |
| Vivacon | Europe | Germany | | | | | | | | | | | | | | | | | | | | | |
| Babis Vovos International | Europe | Greece | | | | | | | | | | | | | | | | | | | | | |
| Eurobank Properties Real Estate Investment | Europe | Greece | | | | | | | | | | | | | | | | | | | | | |
| Lamda Development | Europe | Greece | | | | | | | | | | | | | | | | | | | | | |
| Dunloe Ewart | Europe | Ireland | | | | | | | | | | | | | | | | | | | | | |
| Green Property | Europe | Ireland | | | | | | | | | | | | | | | | | | | | | |
| Aedes | Europe | Italy | | | | | | | | | | | | | | | | | | | | | |
| Beni Stabili | Europe | Italy | | | | | | | | | | | | | | | | | | | | | |
| Gifim | Europe | Italy | | | | | | | | | | | | | | | | | | | | | |
| Immobiliare Grande Distribution | Europe | Italy | | | | | | | | | | | | | | | | | | | | | |

DATE: JUNE 2008 CONTACT DETAILS:

EPRA: Schiphol Boulevard 283, 1118 BH Schiphol Airport, The Netherlands, T +31 20 405 3830, F +31 20 405 3840, E info@epra.com, W www.epra.com
 NAREIT: 1875 Eye Street, N.W., Suite 600, Washington D.C. 20006, USA, T +1 202 739 9400, F + 1 202 739 9401, E info@nareit.com, W www.nareit.com

End-of-Year Constituents Chart

| Company | Region | Country | 1989 | 1990 | 1991 | 1992 | 1993 | 1994 | 1995 | 1996 | 1997 | 1998 | 1999 | 2000 | 2001 | 2002 | 2003 | 2004 | 2005 | 2006 | 2007 | 2008 | YTD |
|--|--------|-------------|------|------|------|------|------|------|------|------|------|------|------|------|------|------|------|------|------|------|------|------|-----|
| Immobiliare Metanopoli | Europe | Italy | | | | | | | | | | | | | | | | | | | | | |
| IPI | Europe | Italy | | | | | | | | | | | | | | | | | | | | | |
| Jolly Hotels | Europe | Italy | | | | | | | | | | | | | | | | | | | | | |
| Pirelli & Co. Real Estate | Europe | Italy | | | | | | | | | | | | | | | | | | | | | |
| Premafin | Europe | Italy | | | | | | | | | | | | | | | | | | | | | |
| Risanamento | Europe | Italy | | | | | | | | | | | | | | | | | | | | | |
| Unione Immobiliare | Europe | Italy | | | | | | | | | | | | | | | | | | | | | |
| AM N.V. | Europe | Netherlands | | | | | | | | | | | | | | | | | | | | | |
| Corio | Europe | Netherlands | | | | | | | | | | | | | | | | | | | | | |
| Eurocommercial Properties | Europe | Netherlands | | | | | | | | | | | | | | | | | | | | | |
| Haslemere | Europe | Netherlands | | | | | | | | | | | | | | | | | | | | | |
| Nieuwe Steen Investments | Europe | Netherlands | | | | | | | | | | | | | | | | | | | | | |
| ProLogis European Properties | Europe | Netherlands | | | | | | | | | | | | | | | | | | | | | |
| Rodamco | Europe | Netherlands | | | | | | | | | | | | | | | | | | | | | |
| Rodamco Europe | Europe | Netherlands | | | | | | | | | | | | | | | | | | | | | |
| Rodamco Retail Nederland | Europe | Netherlands | | | | | | | | | | | | | | | | | | | | | |
| Uni-Invest | Europe | Netherlands | | | | | | | | | | | | | | | | | | | | | |
| Vastned Offices/Industrial | Europe | Netherlands | | | | | | | | | | | | | | | | | | | | | |
| Vastned Retail | Europe | Netherlands | | | | | | | | | | | | | | | | | | | | | |
| Wereldhave | Europe | Netherlands | | | | | | | | | | | | | | | | | | | | | |
| Avantor | Europe | Norway | | | | | | | | | | | | | | | | | | | | | |
| Choice Hotels | Europe | Norway | | | | | | | | | | | | | | | | | | | | | |
| Norgani Hotels | Europe | Norway | | | | | | | | | | | | | | | | | | | | | |
| Norwegian Property | Europe | Norway | | | | | | | | | | | | | | | | | | | | | |
| Olav Thon | Europe | Norway | | | | | | | | | | | | | | | | | | | | | |
| Steen & Strom | Europe | Norway | | | | | | | | | | | | | | | | | | | | | |
| Globe Trade Centre | Europe | Poland | | | | | | | | | | | | | | | | | | | | | |
| Mundicenter | Europe | Portugal | | | | | | | | | | | | | | | | | | | | | |
| Sonae Imobilaria | Europe | Portugal | | | | | | | | | | | | | | | | | | | | | |
| Inmobiliaria Colonial | Europe | Spain | | | | | | | | | | | | | | | | | | | | | |
| Metrovacesa | Europe | Spain | | | | | | | | | | | | | | | | | | | | | |
| Renta Corp Real Estate | Europe | Spain | | | | | | | | | | | | | | | | | | | | | |
| Testa Inmuebles En Renta (Prima Inmobiliara) | Europe | Spain | | | | | | | | | | | | | | | | | | | | | |
| Vallehermoso | Europe | Spain | | | | | | | | | | | | | | | | | | | | | |
| Asticus | Europe | Sweden | | | | | | | | | | | | | | | | | | | | | |
| Bostads AB Drott | Europe | Sweden | | | | | | | | | | | | | | | | | | | | | |
| Castellum | Europe | Sweden | | | | | | | | | | | | | | | | | | | | | |
| Custos | Europe | Sweden | | | | | | | | | | | | | | | | | | | | | |

DATE: JUNE 2008 CONTACT DETAILS:

EPRA: Schiphol Boulevard 283, 1118 BH Schiphol Airport, The Netherlands, T +31 20 405 3830, F +31 20 405 3840, E info@epra.com, W www.epra.com
 NAREIT: 1875 Eye Street, N.W., Suite 600, Washington D.C. 20006, USA, T +1 202 739 9400, F + 1 202 739 9401, E info@nareit.com, W www.nareit.com

End-of-Year Constituents Chart

| Company | Region | Country | 1989 | 1990 | 1991 | 1992 | 1993 | 1994 | 1995 | 1996 | 1997 | 1998 | 1999 | 2000 | 2001 | 2002 | 2003 | 2004 | 2005 | 2006 | 2007 | 2008 | YTD |
|--------------------------------|--------|-------------|------|------|------|------|------|------|------|------|------|------|------|------|------|------|------|------|------|------|------|------|-----|
| Diligentia | Europe | Sweden | | | | | | | | | | | | | | | | | | | | | |
| Dios Anders | Europe | Sweden | | | | | | | | | | | | | | | | | | | | | |
| Fabege | Europe | Sweden | | | | | | | | | | | | | | | | | | | | | |
| Fabege (ex Drott March 2004) | Europe | Sweden | | | | | | | | | | | | | | | | | | | | | |
| Fabege (ex Wihlborgs May 2005) | Europe | Sweden | | | | | | | | | | | | | | | | | | | | | |
| Fast Balder | Europe | Sweden | | | | | | | | | | | | | | | | | | | | | |
| Hufvudstaden A | Europe | Sweden | | | | | | | | | | | | | | | | | | | | | |
| JM | Europe | Sweden | | | | | | | | | | | | | | | | | | | | | |
| Klovern AB | Europe | Sweden | | | | | | | | | | | | | | | | | | | | | |
| Kungsleden | Europe | Sweden | | | | | | | | | | | | | | | | | | | | | |
| Lundbergs B | Europe | Sweden | | | | | | | | | | | | | | | | | | | | | |
| Mandamus Fastigheter | Europe | Sweden | | | | | | | | | | | | | | | | | | | | | |
| Nackebro | Europe | Sweden | | | | | | | | | | | | | | | | | | | | | |
| Norrporten | Europe | Sweden | | | | | | | | | | | | | | | | | | | | | |
| Pandox | Europe | Sweden | | | | | | | | | | | | | | | | | | | | | |
| Piren | Europe | Sweden | | | | | | | | | | | | | | | | | | | | | |
| Platzer | Europe | Sweden | | | | | | | | | | | | | | | | | | | | | |
| Prifast | Europe | Sweden | | | | | | | | | | | | | | | | | | | | | |
| Storheden Fastighets | Europe | Sweden | | | | | | | | | | | | | | | | | | | | | |
| Tornet Fastighets | Europe | Sweden | | | | | | | | | | | | | | | | | | | | | |
| Wihlborgs Fastigheter | Europe | Sweden | | | | | | | | | | | | | | | | | | | | | |
| Allreal Holdings | Europe | Switzerland | | | | | | | | | | | | | | | | | | | | | |
| Intershop B | Europe | Switzerland | | | | | | | | | | | | | | | | | | | | | |
| Maag B | Europe | Switzerland | | | | | | | | | | | | | | | | | | | | | |
| PSP Swiss Property | Europe | Switzerland | | | | | | | | | | | | | | | | | | | | | |
| REG Real Estate Group | Europe | Switzerland | | | | | | | | | | | | | | | | | | | | | |
| Swiss Prime Site | Europe | Switzerland | | | | | | | | | | | | | | | | | | | | | |
| Zueblin Immobilien Holding | Europe | Switzerland | | | | | | | | | | | | | | | | | | | | | |
| Asda Property Holdings | Europe | UK | | | | | | | | | | | | | | | | | | | | | |
| Ashtenne Holdings | Europe | UK | | | | | | | | | | | | | | | | | | | | | |
| Assura | Europe | UK | | | | | | | | | | | | | | | | | | | | | |
| Benchmark Group | Europe | UK | | | | | | | | | | | | | | | | | | | | | |
| Big Yellow Group | Europe | UK | | | | | | | | | | | | | | | | | | | | | |
| BPT | Europe | UK | | | | | | | | | | | | | | | | | | | | | |
| British Land Corp. | Europe | UK | | | | | | | | | | | | | | | | | | | | | |
| Brixton | Europe | UK | | | | | | | | | | | | | | | | | | | | | |
| Burford Holdings | Europe | UK | | | | | | | | | | | | | | | | | | | | | |
| Canary Wharf Group | Europe | UK | | | | | | | | | | | | | | | | | | | | | |

DATE: JUNE 2008 CONTACT DETAILS:

EPRA: Schiphol Boulevard 283, 1118 BH Schiphol Airport, The Netherlands, T +31 20 405 3830, F +31 20 405 3840, E info@epra.com, W www.epra.com
 NAREIT: 1875 Eye Street, N.W., Suite 600, Washington D.C. 20006, USA, T +1 202 739 9400, F + 1 202 739 9401, E info@nareit.com, W www.nareit.com

End-of-Year Constituents Chart

| Company | Region | Country | 1989 | 1990 | 1991 | 1992 | 1993 | 1994 | 1995 | 1996 | 1997 | 1998 | 1999 | 2000 | 2001 | 2002 | 2003 | 2004 | 2005 | 2006 | 2007 | 2008 | YTD |
|-----------------------------------|--------|---------|------|------|------|------|------|------|------|------|------|------|------|------|------|------|------|------|------|------|------|------|-----|
| Capital & Regional Property | Europe | UK | | | | | | | | | | | | | | | | | | | | | |
| Capital Shopping Centers | Europe | UK | | | | | | | | | | | | | | | | | | | | | |
| Chelsfield | Europe | UK | | | | | | | | | | | | | | | | | | | | | |
| CLS Holdings | Europe | UK | | | | | | | | | | | | | | | | | | | | | |
| Compco Holdings | Europe | UK | | | | | | | | | | | | | | | | | | | | | |
| Daejan Holdings | Europe | UK | | | | | | | | | | | | | | | | | | | | | |
| Delancey Estates | Europe | UK | | | | | | | | | | | | | | | | | | | | | |
| Dencora | Europe | UK | | | | | | | | | | | | | | | | | | | | | |
| Derwent London Holdings | Europe | UK | | | | | | | | | | | | | | | | | | | | | |
| Development Securities | Europe | UK | | | | | | | | | | | | | | | | | | | | | |
| Eskmuir | Europe | UK | | | | | | | | | | | | | | | | | | | | | |
| F&C Commercial Property Trust | Europe | UK | | | | | | | | | | | | | | | | | | | | | |
| Freeport | Europe | UK | | | | | | | | | | | | | | | | | | | | | |
| Frogmore Estates | Europe | UK | | | | | | | | | | | | | | | | | | | | | |
| Grainger Trust | Europe | UK | | | | | | | | | | | | | | | | | | | | | |
| Grantchester Holdings | Europe | UK | | | | | | | | | | | | | | | | | | | | | |
| Great Portland Estates | Europe | UK | | | | | | | | | | | | | | | | | | | | | |
| Hammerson | Europe | UK | | | | | | | | | | | | | | | | | | | | | |
| Helical Bar | Europe | UK | | | | | | | | | | | | | | | | | | | | | |
| ING UK Real Estate Income Trust | Europe | UK | | | | | | | | | | | | | | | | | | | | | |
| Invista Foundation Property Trust | Europe | UK | | | | | | | | | | | | | | | | | | | | | |
| Invesco UK Property Income Trust | Europe | UK | | | | | | | | | | | | | | | | | | | | | |
| ISIS Property Trust 2 Ltd | Europe | UK | | | | | | | | | | | | | | | | | | | | | |
| ISIS Property Trust Ltd | Europe | UK | | | | | | | | | | | | | | | | | | | | | |
| James Smith Estates | Europe | UK | | | | | | | | | | | | | | | | | | | | | |
| Jermyn Investment Properties | Europe | UK | | | | | | | | | | | | | | | | | | | | | |
| Land Securities Group | Europe | UK | | | | | | | | | | | | | | | | | | | | | |
| Liberty International | Europe | UK | | | | | | | | | | | | | | | | | | | | | |
| London Merchant Securities | Europe | UK | | | | | | | | | | | | | | | | | | | | | |
| London Merchant Securities Dfd | Europe | UK | | | | | | | | | | | | | | | | | | | | | |
| Mapeley | Europe | UK | | | | | | | | | | | | | | | | | | | | | |
| Marylebone Warwick Balfour Group | Europe | UK | | | | | | | | | | | | | | | | | | | | | |
| McKay Securities | Europe | UK | | | | | | | | | | | | | | | | | | | | | |
| MEPC | Europe | UK | | | | | | | | | | | | | | | | | | | | | |
| Minerva | Europe | UK | | | | | | | | | | | | | | | | | | | | | |
| Moorfield Group | Europe | UK | | | | | | | | | | | | | | | | | | | | | |
| Mucklow (A.& J.) Group | Europe | UK | | | | | | | | | | | | | | | | | | | | | |
| NHP | Europe | UK | | | | | | | | | | | | | | | | | | | | | |

DATE: JUNE 2008 CONTACT DETAILS:

EPRA: Schiphol Boulevard 283, 1118 BH Schiphol Airport, The Netherlands, T +31 20 405 3830, F +31 20 405 3840, E info@epra.com, W www.epra.com
 NAREIT: 1875 Eye Street, N.W., Suite 600, Washington D.C. 20006, USA, T +1 202 739 9400, F + 1 202 739 9401, E info@nareit.com, W www.nareit.com

End-of-Year Constituents Chart

| Company | Region | Country | 1989 | 1990 | 1991 | 1992 | 1993 | 1994 | 1995 | 1996 | 1997 | 1998 | 1999 | 2000 | 2001 | 2002 | 2003 | 2004 | 2005 | 2006 | 2007 | 2008 | YTD |
|--|---------------|---------|------|------|------|------|------|------|------|------|------|------|------|------|------|------|------|------|------|------|------|------|-----|
| Pillar Property | Europe | UK | | | | | | | | | | | | | | | | | | | | | |
| Plaza Centers NV | Europe | UK | | | | | | | | | | | | | | | | | | | | | |
| Primary Health Properties | Europe | UK | | | | | | | | | | | | | | | | | | | | | |
| Quintain Estates & Development | Europe | UK | | | | | | | | | | | | | | | | | | | | | |
| Raglan Properties | Europe | UK | | | | | | | | | | | | | | | | | | | | | |
| Saville Gordon Estates | Europe | UK | | | | | | | | | | | | | | | | | | | | | |
| Scottish Met | Europe | UK | | | | | | | | | | | | | | | | | | | | | |
| Shaftesbury | Europe | UK | | | | | | | | | | | | | | | | | | | | | |
| SEGRO | Europe | UK | | | | | | | | | | | | | | | | | | | | | |
| St.Modwen Properties | Europe | UK | | | | | | | | | | | | | | | | | | | | | |
| Standard Life Inv Prop Income Trust | Europe | UK | | | | | | | | | | | | | | | | | | | | | |
| Advantage Property Income Trust | Europe | UK | | | | | | | | | | | | | | | | | | | | | |
| Tops Estates | Europe | UK | | | | | | | | | | | | | | | | | | | | | |
| Town Centre Securities | Europe | UK | | | | | | | | | | | | | | | | | | | | | |
| UK Balanced Property Trust | Europe | UK | | | | | | | | | | | | | | | | | | | | | |
| UK Commercial Property Trust | Europe | UK | | | | | | | | | | | | | | | | | | | | | |
| Unite Group | Europe | UK | | | | | | | | | | | | | | | | | | | | | |
| Warner Estate Holdings | Europe | UK | | | | | | | | | | | | | | | | | | | | | |
| Wates City of London | Europe | UK | | | | | | | | | | | | | | | | | | | | | |
| Westbury Property Fund | Europe | UK | | | | | | | | | | | | | | | | | | | | | |
| Workspace Group | Europe | UK | | | | | | | | | | | | | | | | | | | | | |
| Alexis Nihon REIT | North America | Canada | | | | | | | | | | | | | | | | | | | | | |
| Allied Properties REIT | North America | Canada | | | | | | | | | | | | | | | | | | | | | |
| Boardwalk Real Estate Investment Trust | North America | Canada | | | | | | | | | | | | | | | | | | | | | |
| BPO Properties | North America | Canada | | | | | | | | | | | | | | | | | | | | | |
| Brookfield Properties Corp. | North America | Canada | | | | | | | | | | | | | | | | | | | | | |
| Calloway REIT | North America | Canada | | | | | | | | | | | | | | | | | | | | | |
| Canadian Apartment Properties REIT | North America | Canada | | | | | | | | | | | | | | | | | | | | | |
| Canadian Hotel Income Properties REIT | North America | Canada | | | | | | | | | | | | | | | | | | | | | |
| Canadian REIT | North America | Canada | | | | | | | | | | | | | | | | | | | | | |
| Chartwell Seniors Housing REIT | North America | Canada | | | | | | | | | | | | | | | | | | | | | |
| Cominar REIT | North America | Canada | | | | | | | | | | | | | | | | | | | | | |
| Dundee Real Estate Investment Trust | North America | Canada | | | | | | | | | | | | | | | | | | | | | |
| Extencicare Real Estate Investment Trust | North America | Canada | | | | | | | | | | | | | | | | | | | | | |
| First Capital Realty | North America | Canada | | | | | | | | | | | | | | | | | | | | | |
| H & R REIT | North America | Canada | | | | | | | | | | | | | | | | | | | | | |
| InnVest Real Estate Investment Trust | North America | Canada | | | | | | | | | | | | | | | | | | | | | |
| IPC US Real Estate | North America | Canada | | | | | | | | | | | | | | | | | | | | | |

DATE: JUNE 2008 CONTACT DETAILS:

EPRA: Schiphol Boulevard 283, 1118 BH Schiphol Airport, The Netherlands, T +31 20 405 3830, F +31 20 405 3840, E info@epra.com, W www.epra.com
 NAREIT: 1875 Eye Street, N.W., Suite 600, Washington D.C. 20006, USA, T +1 202 739 9400, F + 1 202 739 9401, E info@nareit.com, W www.nareit.com

End-of-Year Constituents Chart

| Company | Region | Country | 1989 | 1990 | 1991 | 1992 | 1993 | 1994 | 1995 | 1996 | 1997 | 1998 | 1999 | 2000 | 2001 | 2002 | 2003 | 2004 | 2005 | 2006 | 2007 | 2008 | YTD |
|---------------------------------------|---------------|---------|------|------|------|------|------|------|------|------|------|------|------|------|------|------|------|------|------|------|------|------|-----|
| Legacy Hotels REIT | North America | Canada | | | | | | | | | | | | | | | | | | | | | |
| Morguard Real Estate Investment Trust | North America | Canada | | | | | | | | | | | | | | | | | | | | | |
| Northern Property REIT | North America | Canada | | | | | | | | | | | | | | | | | | | | | |
| O & Y Real Estate | North America | Canada | | | | | | | | | | | | | | | | | | | | | |
| Oxford Properties Group | North America | Canada | | | | | | | | | | | | | | | | | | | | | |
| Primaris Retail REIT | North America | Canada | | | | | | | | | | | | | | | | | | | | | |
| Residential Equities REIT | North America | Canada | | | | | | | | | | | | | | | | | | | | | |
| Retirement Residences REIT | North America | Canada | | | | | | | | | | | | | | | | | | | | | |
| Riocan REIT | North America | Canada | | | | | | | | | | | | | | | | | | | | | |
| Summit Real Estate | North America | Canada | | | | | | | | | | | | | | | | | | | | | |
| Sunrise Senior Living Real Estate | North America | Canada | | | | | | | | | | | | | | | | | | | | | |
| Trizec Hahn Corp. | North America | Canada | | | | | | | | | | | | | | | | | | | | | |
| Acadia Realty | North America | USA | | | | | | | | | | | | | | | | | | | | | |
| Hilltop Holdings | North America | USA | | | | | | | | | | | | | | | | | | | | | |
| Agree Realty | North America | USA | | | | | | | | | | | | | | | | | | | | | |
| Alexanders Inc. | North America | USA | | | | | | | | | | | | | | | | | | | | | |
| Alexandria Real Estate Equity | North America | USA | | | | | | | | | | | | | | | | | | | | | |
| AMB Property | North America | USA | | | | | | | | | | | | | | | | | | | | | |
| American Campus Communities | North America | USA | | | | | | | | | | | | | | | | | | | | | |
| American Financial Realty Trust | North America | USA | | | | | | | | | | | | | | | | | | | | | |
| AMLI Residential Property Trust | North America | USA | | | | | | | | | | | | | | | | | | | | | |
| Anthracite Capital | North America | USA | | | | | | | | | | | | | | | | | | | | | |
| Apartment Investment Management | North America | USA | | | | | | | | | | | | | | | | | | | | | |
| Archstone-Smith Trust | North America | USA | | | | | | | | | | | | | | | | | | | | | |
| Arden Realty | North America | USA | | | | | | | | | | | | | | | | | | | | | |
| Ashford Hospitality Trust | North America | USA | | | | | | | | | | | | | | | | | | | | | |
| Associated Estates Realty | North America | USA | | | | | | | | | | | | | | | | | | | | | |
| Avalonbay Communities | North America | USA | | | | | | | | | | | | | | | | | | | | | |
| Bedford Property Investors | North America | USA | | | | | | | | | | | | | | | | | | | | | |
| BioMed Realty Trust | North America | USA | | | | | | | | | | | | | | | | | | | | | |
| BNP Residential Properties | North America | USA | | | | | | | | | | | | | | | | | | | | | |
| Boca Resorts | North America | USA | | | | | | | | | | | | | | | | | | | | | |
| Boston Property | North America | USA | | | | | | | | | | | | | | | | | | | | | |
| Boykin Lodging | North America | USA | | | | | | | | | | | | | | | | | | | | | |
| Brandywine Realty | North America | USA | | | | | | | | | | | | | | | | | | | | | |
| BRE Properties | North America | USA | | | | | | | | | | | | | | | | | | | | | |
| Burnham Pacific Properties | North America | USA | | | | | | | | | | | | | | | | | | | | | |
| Cabot | North America | USA | | | | | | | | | | | | | | | | | | | | | |

DATE: JUNE 2008 CONTACT DETAILS:

EPRA: Schiphol Boulevard 283, 1118 BH Schiphol Airport, The Netherlands, T +31 20 405 3830, F +31 20 405 3840, E info@epra.com, W www.epra.com
 NAREIT: 1875 Eye Street, N.W., Suite 600, Washington D.C. 20006, USA, T +1 202 739 9400, F + 1 202 739 9401, E info@nareit.com, W www.nareit.com

End-of-Year Constituents Chart

| Company | Region | Country | 1989 | 1990 | 1991 | 1992 | 1993 | 1994 | 1995 | 1996 | 1997 | 1998 | 1999 | 2000 | 2001 | 2002 | 2003 | 2004 | 2005 | 2006 | 2007 | 2008 | YTD |
|------------------------------------|---------------|---------|------|------|------|------|------|------|------|------|------|------|------|------|------|------|------|------|------|------|------|------|-----|
| Camden Property | North America | USA | | | | | | | | | | | | | | | | | | | | | |
| Capital Automotive Trust | North America | USA | | | | | | | | | | | | | | | | | | | | | |
| Carramerica Trust | North America | USA | | | | | | | | | | | | | | | | | | | | | |
| Catellus Development Corp. | North America | USA | | | | | | | | | | | | | | | | | | | | | |
| CBL & Associates Properties | North America | USA | | | | | | | | | | | | | | | | | | | | | |
| Cedar Shopping Centers | North America | USA | | | | | | | | | | | | | | | | | | | | | |
| Center Trust | North America | USA | | | | | | | | | | | | | | | | | | | | | |
| Centerpoint Properties | North America | USA | | | | | | | | | | | | | | | | | | | | | |
| Centracore Properties Trust | North America | USA | | | | | | | | | | | | | | | | | | | | | |
| Charles E Smith Residential Realty | North America | USA | | | | | | | | | | | | | | | | | | | | | |
| Chateau Communities | North America | USA | | | | | | | | | | | | | | | | | | | | | |
| Chelsea Property Group | North America | USA | | | | | | | | | | | | | | | | | | | | | |
| Choice Hotels | North America | USA | | | | | | | | | | | | | | | | | | | | | |
| Colonial Properties | North America | USA | | | | | | | | | | | | | | | | | | | | | |
| Columbia Equity Trust Inc. | North America | USA | | | | | | | | | | | | | | | | | | | | | |
| Cornerstone Realty Income Trust | North America | USA | | | | | | | | | | | | | | | | | | | | | |
| Corporate Office Properties | North America | USA | | | | | | | | | | | | | | | | | | | | | |
| Corrections Corporation of America | North America | USA | | | | | | | | | | | | | | | | | | | | | |
| Cousins Property | North America | USA | | | | | | | | | | | | | | | | | | | | | |
| Crescent Real Estate Equity Corp. | North America | USA | | | | | | | | | | | | | | | | | | | | | |
| Crestline Capital | North America | USA | | | | | | | | | | | | | | | | | | | | | |
| Criimi Mae Inc. | North America | USA | | | | | | | | | | | | | | | | | | | | | |
| Crown American Realty | North America | USA | | | | | | | | | | | | | | | | | | | | | |
| CRT Properties | North America | USA | | | | | | | | | | | | | | | | | | | | | |
| DCT Industrial Trust | North America | USA | | | | | | | | | | | | | | | | | | | | | |
| Developers Diversified Realty | North America | USA | | | | | | | | | | | | | | | | | | | | | |
| Diamondrock Hospitality | North America | USA | | | | | | | | | | | | | | | | | | | | | |
| Digital Realty Trust | North America | USA | | | | | | | | | | | | | | | | | | | | | |
| Douglas Emmett | North America | USA | | | | | | | | | | | | | | | | | | | | | |
| Duke Realty Corp | North America | USA | | | | | | | | | | | | | | | | | | | | | |
| Dupont Fabros Technology | North America | USA | | | | | | | | | | | | | | | | | | | | | |
| Dynex Capital | North America | USA | | | | | | | | | | | | | | | | | | | | | |
| Eastgroup Properties | North America | USA | | | | | | | | | | | | | | | | | | | | | |
| Education Realty Trust | North America | USA | | | | | | | | | | | | | | | | | | | | | |
| Entertainment Properties Trust | North America | USA | | | | | | | | | | | | | | | | | | | | | |
| Equity Inns | North America | USA | | | | | | | | | | | | | | | | | | | | | |
| Equity Lifestyle Properties | North America | USA | | | | | | | | | | | | | | | | | | | | | |
| Equity Office Properties | North America | USA | | | | | | | | | | | | | | | | | | | | | |

DATE: JUNE 2008 CONTACT DETAILS:

EPRA: Schiphol Boulevard 283, 1118 BH Schiphol Airport, The Netherlands, T +31 20 405 3830, F +31 20 405 3840, E info@epra.com, W www.epra.com
 NAREIT: 1875 Eye Street, N.W., Suite 600, Washington D.C. 20006, USA, T +1 202 739 9400, F + 1 202 739 9401, E info@nareit.com, W www.nareit.com

End-of-Year Constituents Chart

| Company | Region | Country | 1989 | 1990 | 1991 | 1992 | 1993 | 1994 | 1995 | 1996 | 1997 | 1998 | 1999 | 2000 | 2001 | 2002 | 2003 | 2004 | 2005 | 2006 | 2007 | 2008 | YTD |
|------------------------------------|---------------|---------|------|------|------|------|------|------|------|------|------|------|------|------|------|------|------|------|------|------|------|------|-----|
| Equity One Inc | North America | USA | | | | | | | | | | | | | | | | | | | | | |
| Equity Residential | North America | USA | | | | | | | | | | | | | | | | | | | | | |
| Essex Property Trust | North America | USA | | | | | | | | | | | | | | | | | | | | | |
| Extended Stay America | North America | USA | | | | | | | | | | | | | | | | | | | | | |
| Extra Space Storage | North America | USA | | | | | | | | | | | | | | | | | | | | | |
| Federal Realty Investors | North America | USA | | | | | | | | | | | | | | | | | | | | | |
| FelCor Lodging | North America | USA | | | | | | | | | | | | | | | | | | | | | |
| First Industrial Realty Trust | North America | USA | | | | | | | | | | | | | | | | | | | | | |
| First Potomac Realty Trust | North America | USA | | | | | | | | | | | | | | | | | | | | | |
| Forest City A | North America | USA | | | | | | | | | | | | | | | | | | | | | |
| Franchise Finance Corp. of America | North America | USA | | | | | | | | | | | | | | | | | | | | | |
| Gables Residential Trust | North America | USA | | | | | | | | | | | | | | | | | | | | | |
| General Growth Properties | North America | USA | | | | | | | | | | | | | | | | | | | | | |
| Getty Realty | North America | USA | | | | | | | | | | | | | | | | | | | | | |
| Glenborough Realty Trust | North America | USA | | | | | | | | | | | | | | | | | | | | | |
| Glimcher Realty Trust | North America | USA | | | | | | | | | | | | | | | | | | | | | |
| Global Signal Inc. | North America | USA | | | | | | | | | | | | | | | | | | | | | |
| GMH Communities Trust | North America | USA | | | | | | | | | | | | | | | | | | | | | |
| Golf Trust America | North America | USA | | | | | | | | | | | | | | | | | | | | | |
| Government Properties Trust | North America | USA | | | | | | | | | | | | | | | | | | | | | |
| Gramercy Capital Corp | North America | USA | | | | | | | | | | | | | | | | | | | | | |
| Great Lakes REIT | North America | USA | | | | | | | | | | | | | | | | | | | | | |
| Health Care Property Investments | North America | USA | | | | | | | | | | | | | | | | | | | | | |
| Healthcare Realty Trust | North America | USA | | | | | | | | | | | | | | | | | | | | | |
| Healthcare REIT | North America | USA | | | | | | | | | | | | | | | | | | | | | |
| Heritage Property Investments | North America | USA | | | | | | | | | | | | | | | | | | | | | |
| Hersha Hospitality Trust A | North America | USA | | | | | | | | | | | | | | | | | | | | | |
| Highland Hospitality | North America | USA | | | | | | | | | | | | | | | | | | | | | |
| Highwoods Properties | North America | USA | | | | | | | | | | | | | | | | | | | | | |
| Hilton Hotels | North America | USA | | | | | | | | | | | | | | | | | | | | | |
| Home Properties | North America | USA | | | | | | | | | | | | | | | | | | | | | |
| Hospitality Properties Trust | North America | USA | | | | | | | | | | | | | | | | | | | | | |
| Host Hotels & Resorts | North America | USA | | | | | | | | | | | | | | | | | | | | | |
| HRPT Properties | North America | USA | | | | | | | | | | | | | | | | | | | | | |
| Inland Real Estate | North America | USA | | | | | | | | | | | | | | | | | | | | | |
| Innkeepers USA Trust | North America | USA | | | | | | | | | | | | | | | | | | | | | |
| Investors Real Estate Trust | North America | USA | | | | | | | | | | | | | | | | | | | | | |
| IRT Property | North America | USA | | | | | | | | | | | | | | | | | | | | | |

DATE: JUNE 2008 CONTACT DETAILS:

EPRA: Schiphol Boulevard 283, 1118 BH Schiphol Airport, The Netherlands, T +31 20 405 3830, F +31 20 405 3840, E info@epra.com, W www.epra.com
 NAREIT: 1875 Eye Street, N.W., Suite 600, Washington D.C. 20006, USA, T +1 202 739 9400, F + 1 202 739 9401, E info@nareit.com, W www.nareit.com

End-of-Year Constituents Chart

| Company | Region | Country | 1989 | 1990 | 1991 | 1992 | 1993 | 1994 | 1995 | 1996 | 1997 | 1998 | 1999 | 2000 | 2001 | 2002 | 2003 | 2004 | 2005 | 2006 | 2007 | 2008 | YTD |
|---|---------------|---------|------|------|------|------|------|------|------|------|------|------|------|------|------|------|------|------|------|------|------|------|-----|
| JDN Realty Corp. | North America | USA | | | | | | | | | | | | | | | | | | | | | |
| JP Realty | North America | USA | | | | | | | | | | | | | | | | | | | | | |
| Keystone Property Trust | North America | USA | | | | | | | | | | | | | | | | | | | | | |
| Kilroy Realty | North America | USA | | | | | | | | | | | | | | | | | | | | | |
| Kimco Realty Corp. | North America | USA | | | | | | | | | | | | | | | | | | | | | |
| Kite Realty Group Trust | North America | USA | | | | | | | | | | | | | | | | | | | | | |
| Konover Property | North America | USA | | | | | | | | | | | | | | | | | | | | | |
| Kramont Realty Trust | North America | USA | | | | | | | | | | | | | | | | | | | | | |
| La Quinta Properties | North America | USA | | | | | | | | | | | | | | | | | | | | | |
| LaSalle Hotel Properties | North America | USA | | | | | | | | | | | | | | | | | | | | | |
| Lexington Realty Trust | North America | USA | | | | | | | | | | | | | | | | | | | | | |
| Liberty Property Trust | North America | USA | | | | | | | | | | | | | | | | | | | | | |
| LTC Properties | North America | USA | | | | | | | | | | | | | | | | | | | | | |
| Macerich | North America | USA | | | | | | | | | | | | | | | | | | | | | |
| Mack Cali Realty | North America | USA | | | | | | | | | | | | | | | | | | | | | |
| Maguire Properties | North America | USA | | | | | | | | | | | | | | | | | | | | | |
| Manor Care | North America | USA | | | | | | | | | | | | | | | | | | | | | |
| Medical Properties Trust | North America | USA | | | | | | | | | | | | | | | | | | | | | |
| Meristar Hospitality | North America | USA | | | | | | | | | | | | | | | | | | | | | |
| Mid-America Apartment Communities | North America | USA | | | | | | | | | | | | | | | | | | | | | |
| Mid-Atlantic Realty Trust | North America | USA | | | | | | | | | | | | | | | | | | | | | |
| Mission West Properties | North America | USA | | | | | | | | | | | | | | | | | | | | | |
| National Golf Properties | North America | USA | | | | | | | | | | | | | | | | | | | | | |
| National Health Investors | North America | USA | | | | | | | | | | | | | | | | | | | | | |
| National Healthcare | North America | USA | | | | | | | | | | | | | | | | | | | | | |
| National Retail Properties | North America | USA | | | | | | | | | | | | | | | | | | | | | |
| Nationwide Health Properties | North America | USA | | | | | | | | | | | | | | | | | | | | | |
| New Plan Excel Realty Trust | North America | USA | | | | | | | | | | | | | | | | | | | | | |
| Omega Healthcare REIT | North America | USA | | | | | | | | | | | | | | | | | | | | | |
| Orient Express Hotels | North America | USA | | | | | | | | | | | | | | | | | | | | | |
| Pan Pacific Retail Properties | North America | USA | | | | | | | | | | | | | | | | | | | | | |
| Parkway Properties | North America | USA | | | | | | | | | | | | | | | | | | | | | |
| Pennsylvania Real Estate Investment Trust | North America | USA | | | | | | | | | | | | | | | | | | | | | |
| Post Properties | North America | USA | | | | | | | | | | | | | | | | | | | | | |
| Prentiss Properties Trust | North America | USA | | | | | | | | | | | | | | | | | | | | | |
| Prime Group Realty Trust | North America | USA | | | | | | | | | | | | | | | | | | | | | |
| Prime Hospitality | North America | USA | | | | | | | | | | | | | | | | | | | | | |
| Prime Legacy | North America | USA | | | | | | | | | | | | | | | | | | | | | |

DATE: JUNE 2008 CONTACT DETAILS:

EPRA: Schiphol Boulevard 283, 1118 BH Schiphol Airport, The Netherlands, T +31 20 405 3830, F +31 20 405 3840, E info@epra.com, W www.epra.com
 NAREIT: 1875 Eye Street, N.W., Suite 600, Washington D.C. 20006, USA, T +1 202 739 9400, F + 1 202 739 9401, E info@nareit.com, W www.nareit.com

End-of-Year Constituents Chart

| Company | Region | Country | 1989 | 1990 | 1991 | 1992 | 1993 | 1994 | 1995 | 1996 | 1997 | 1998 | 1999 | 2000 | 2001 | 2002 | 2003 | 2004 | 2005 | 2006 | 2007 | 2008 | YTD |
|-----------------------------------|---------------|---------|------|------|------|------|------|------|------|------|------|------|------|------|------|------|------|------|------|------|------|------|-----|
| Prologis | North America | USA | | | | | | | | | | | | | | | | | | | | | |
| PS Business Parks | North America | USA | | | | | | | | | | | | | | | | | | | | | |
| Public Storage | North America | USA | | | | | | | | | | | | | | | | | | | | | |
| Ramco-Gershenson Properties | North America | USA | | | | | | | | | | | | | | | | | | | | | |
| Realty Income | North America | USA | | | | | | | | | | | | | | | | | | | | | |
| Reckson Associates Realty Corp. A | North America | USA | | | | | | | | | | | | | | | | | | | | | |
| Reckson Associates Realty Corp. B | North America | USA | | | | | | | | | | | | | | | | | | | | | |
| Regency Centers | North America | USA | | | | | | | | | | | | | | | | | | | | | |
| Republic Property | North America | USA | | | | | | | | | | | | | | | | | | | | | |
| RFS Hotel Investors | North America | USA | | | | | | | | | | | | | | | | | | | | | |
| Saul Centers | North America | USA | | | | | | | | | | | | | | | | | | | | | |
| Senior Housing Property Trust | North America | USA | | | | | | | | | | | | | | | | | | | | | |
| Shurgard Storage Centers | North America | USA | | | | | | | | | | | | | | | | | | | | | |
| Simon Property Group | North America | USA | | | | | | | | | | | | | | | | | | | | | |
| Sizeler Property Investors | North America | USA | | | | | | | | | | | | | | | | | | | | | |
| SL Green Realty | North America | USA | | | | | | | | | | | | | | | | | | | | | |
| Sovran Self Storage | North America | USA | | | | | | | | | | | | | | | | | | | | | |
| Spirit Finance Corp. | North America | USA | | | | | | | | | | | | | | | | | | | | | |
| Starwood Hotels & Resorts | North America | USA | | | | | | | | | | | | | | | | | | | | | |
| Storage USA | North America | USA | | | | | | | | | | | | | | | | | | | | | |
| Strategic Hotels & Resorts | North America | USA | | | | | | | | | | | | | | | | | | | | | |
| Summit Properties | North America | USA | | | | | | | | | | | | | | | | | | | | | |
| Sun Communities | North America | USA | | | | | | | | | | | | | | | | | | | | | |
| Sunstone Hotel Investors | North America | USA | | | | | | | | | | | | | | | | | | | | | |
| Tanger Factory Outlet Center | North America | USA | | | | | | | | | | | | | | | | | | | | | |
| Taubman Centers | North America | USA | | | | | | | | | | | | | | | | | | | | | |
| The Mills Corporation | North America | USA | | | | | | | | | | | | | | | | | | | | | |
| The Rouse Corporation | North America | USA | | | | | | | | | | | | | | | | | | | | | |
| The St. Joe Company | North America | USA | | | | | | | | | | | | | | | | | | | | | |
| Town and Country Trust | North America | USA | | | | | | | | | | | | | | | | | | | | | |
| Trizec Properties | North America | USA | | | | | | | | | | | | | | | | | | | | | |
| Trustreet Properties | North America | USA | | | | | | | | | | | | | | | | | | | | | |
| UDR | North America | USA | | | | | | | | | | | | | | | | | | | | | |
| Universal Health Realty Income | North America | USA | | | | | | | | | | | | | | | | | | | | | |
| Urstadt Biddle Properties | North America | USA | | | | | | | | | | | | | | | | | | | | | |
| U-Store-It Trust | North America | USA | | | | | | | | | | | | | | | | | | | | | |
| Ventas Inc | North America | USA | | | | | | | | | | | | | | | | | | | | | |
| Vornado Realty | North America | USA | | | | | | | | | | | | | | | | | | | | | |

DATE: JUNE 2008 CONTACT DETAILS:

EPRA: Schiphol Boulevard 283, 1118 BH Schiphol Airport, The Netherlands, T +31 20 405 3830, F +31 20 405 3840, E info@epra.com, W www.epra.com
 NAREIT: 1875 Eye Street, N.W., Suite 600, Washington D.C. 20006, USA, T +1 202 739 9400, F + 1 202 739 9401, E info@nareit.com, W www.nareit.com

End-of-Year Constituents Chart

| Company | Region | Country | 1989 | 1990 | 1991 | 1992 | 1993 | 1994 | 1995 | 1996 | 1997 | 1998 | 1999 | 2000 | 2001 | 2002 | 2003 | 2004 | 2005 | 2006 | 2007 | 2008 | YTD |
|------------------------------------|---------------|----------------|-------------|-------------|-------------|-------------|-------------|-------------|-------------|-------------|-------------|-------------|-------------|-------------|-------------|-------------|-------------|-------------|-------------|-------------|-------------|-------------|------------|
| Washington Real Estate Investments | North America | USA | | | | | | | | | | | | | | | | | | | | | |
| Weingarten Realty Investors | North America | USA | | | | | | | | | | | | | | | | | | | | | |
| Windrose Medical Properties | North America | USA | | | | | | | | | | | | | | | | | | | | | |
| Winston Hotels | North America | USA | | | | | | | | | | | | | | | | | | | | | |
| Winthrop Realty Trust | North America | USA | | | | | | | | | | | | | | | | | | | | | |
| Wyndham International | North America | USA | | | | | | | | | | | | | | | | | | | | | |

DATE: JUNE 2008 CONTACT DETAILS:

EPRA: Schiphol Boulevard 283, 1118 BH Schiphol Airport, The Netherlands, T +31 20 405 3830, F +31 20 405 3840, E info@epra.com, W www.epra.com
 NAREIT: 1875 Eye Street, N.W., Suite 600, Washington D.C. 20006, USA, T +1 202 739 9400, F + 1 202 739 9401, E info@nareit.com, W www.nareit.com

Section 7

Details on Methodology

DATE: JUNE 2008 CONTACT DETAILS:

EPRA: Schiphol Boulevard 283, 1118 BH Schiphol Airport, The Netherlands, T +31 20 405 3830, F +31 20 405 3840, E info@epra.com, W www.epra.com
NAREIT: 1875 Eye Street, N.W., Suite 600, Washington D.C. 20006, USA, T +1 202 739 9400, F + 1 202 739 9401, E info@nareit.com, W www.nareit.com

Asset Class Comparisons and Correlations

The asset classes are defined as follows. For real estate, the FTSE EPRA/NAREIT indices are used. For broad equities, the national headline index is used (i.e. FTSE 100, CAC 40 etc.) and for multi-country profiles, the FTSE All-world index series is used. For bonds, the JPMorgan Bond index series is used.

Average True Range

The difference between the 1Y high and the 1Y low in index points. A higher reading indicates a higher volatility.

Beta Coefficient

The Beta Coefficient is a measure of a portfolio in relation to the rest of the financial market. It is calculated as follows:

$$\text{Beta} = \frac{\text{Covariance}(10\text{Y Average Returns Broad Equities and } 10\text{Y Average Returns Real Estate})}{\text{Variance Real Estate}} * 100$$

Bollinger Bands

A set of Bollinger Bands are a tool that can be used to measure the 'high-ness' or 'low-ness' of the price relative to the previous one, and acts as a measure of volatility. The Bollinger Bands consist of three lines: a middle band showing a simple moving average, an upper band located at twice the standard deviation above the middle band, and a lower band located at twice the standard deviation below the middle band.

Capital Allocation Line

The CAL is the line between a risky asset (either a real estate portfolio or a broad equity portfolio), and the risk-free rate. The risk-free rate is derived by extrapolating the line between the risky asset and the JPMorgan bond index.

Dividend Yields

The dividend market capitalisation (defined as the dividend multiplied by the shares in issue and free float percentage) paid during the last twelve months as a percentage of the investable market capitalisation of the index.

Efficient Frontier

The efficient frontier shows the minimum variance portfolio (or least risky portfolio) for a given rate of return. The resulting line shows the most efficient portfolio for any given combination of risk and return.

Equally Weighted Value-at-Risk

The Value-at-Risk of an index is calculated by multiplying the market capitalisation of an index by the 10Y standard deviation of the index. Equally weighted refers to that older observations are given the same weight as the more recent observations.

Investment Horizons

The ratio of the average monthly return divided by the average monthly volatility over the specified periods, 1 to 18 years.

Moving Averages

The oscillator compares the long term (5Y) average with the short term (1Y) average. When these two lines cross a change in trend is identified. The graph shows the difference between the long term and short term. A negative difference indicates a downward trend, and a positive difference indicates an upward trend.

DATE: JUNE 2008 CONTACT DETAILS:

EPRA: Schiphol Boulevard 283, 1118 BH Schiphol Airport, The Netherlands, T +31 20 405 3830, F +31 20 405 3840, E info@epra.com, W www.epra.com
NAREIT: 1875 Eye Street, N.W., Suite 600, Washington D.C. 20006, USA, T +1 202 739 9400, F + 1 202 739 9401, E info@nareit.com, W www.nareit.com

Relative Strength Indicator

The Relative Strength Indicator is an index between 0 and 100. A value between 70 and 100 indicates that the market is overbought, and a value between 0 and 30 indicates the market is oversold. The RSI is calculated using the following formula:

$$RSI = 100 - \left[\frac{100}{\left(1 + \text{ABS} \left\{ \frac{1Y \text{ Average Monthly Gain}}{1Y \text{ Average Monthly Loss}} \right\} \right)} \right]$$

Retracement Levels

The Fibonacci ratios (0.618, 0.50 and 0.382) are applied to the range between the 1Y High and 1Y Low.

Retracement levels are important in the case of a "changing market", i.e. when the index breaks out of its trend.

When the index breaks out of a long-term upward trend and starts a downward correction, the retracement levels show support levels.

When the index breaks out of a long-term downward trend and starts an upward correction, the retracement levels show resistance levels.

Risk/Return Profiles

The risk/return profile-value is determined by the 10Y average risk (calculated by the standard deviation) on the X-axis and the 10Y average return on the Y-axis.

Sharpe Ratio

The Sharpe ratio is a measure of the excess return (or Risk Premium) above the risk free rate (as measured by the JPMorgan Bond index) per unit of risk in an investment asset or a trading strategy. It is calculated as follows:

$$\text{Sharpe} = \frac{(10Y \text{ average return of the index} - 10Y \text{ average return of the risk free rate})}{10Y \text{ Volatility}}$$

Technical Analysis

This is an attempt to indicate long term trends in the movement of the index.

PLEASE NOTE: Identifying these trends, especially the resistance and support levels, is subjective and expresses the views of the author only and not necessarily the view of EPRA. Please refer to pages 98 and 99 for further details.

Velocity

This liquidity measure is calculated by the number of shares traded over a 12-month period divided by the free-float adjusted shares in issue at the end of the period.

Volatility

The volatility shows the variability of returns over a 12-month period, revealing the extent by which the returns of an index value change from the average.

Low volatility indicates the returns for an index have stayed quite close to the average whereas a high volatility would indicate a larger fluctuation over the time period. Volatility can therefore be seen as a market measure for risk.

DATE: JUNE 2008 CONTACT DETAILS:

EPRA: Schiphol Boulevard 283, 1118 BH Schiphol Airport, The Netherlands, T +31 20 405 3830, F +31 20 405 3840, E info@epra.com, W www.epra.com
NAREIT: 1875 Eye Street, N.W., Suite 600, Washington D.C. 20006, USA, T +1 202 739 9400, F + 1 202 739 9401, E info@nareit.com, W www.nareit.com

Section 8

Data Vendor Codes

DATE: JUNE 2008 CONTACT DETAILS:

EPRA: Schiphol Boulevard 283, 1118 BH Schiphol Airport, The Netherlands, T +31 20 405 3830, F +31 20 405 3840, E info@epra.com, W www.epra.com
NAREIT: 1875 Eye Street, N.W., Suite 600, Washington D.C. 20006, USA, T +1 202 739 9400, F + 1 202 739 9401, E info@nareit.com, W www.nareit.com

| Index | Price Indices | | | | | Gross Total Return Indices | | | | | Net Total Return Indices | | | | |
|---|---------------|--------------|--------------|--------------|--------------|----------------------------|---------------|---------------|---------------|---------------|---------------------------------|--------|--------|--------|--------------|
| | EUR | USD | GBP | JPY | Local | EUR | USD | GBP | JPY | Local | EUR | USD | GBP | JPY | Local |
| ASIA 33 INDEX | | | | | EN33 (HKD) | | | | | | | | | | |
| ASIA DIVERSIFIED INDEX | EGADE | EGADU | EGADG | EGADJ | EGADA | TEGADE | TEGADU | TEGADG | TEGADJ | TEGADA | | | | | |
| ASIA DIVIDEND+ INDEX | ENAD | | | | | | | | | | | | | | |
| ASIA EX AUSTRALIA DIVERSIFIED INDEX | EAADIE | EAADU | EAADG | EAADJ | EAADA | TEAADE | TEAADU | TEAADG | TEAADJ | TEAADA | | | | | |
| ASIA EX AUSTRALIA HEALTHCARE INDEX | EAHIE | EAHJU | EAHIG | EAHJU | EAAHW | TEAAHE | TEAAHU | TEAAHS | TEAAHU | TEAAHW | | | | | |
| ASIA EX AUSTRALIA INDEX | EPAAE | EPAAU | EPAAG | EPAAJ | | TEPAAE | TEPAAU | TEPAAG | TEPAAJ | | TRPAAE | TRPAAU | TRPAAG | TRPAAJ | |
| ASIA EX AUSTRALIA INDUSTRIAL INDEX | EAAMIE | EAAMU | EAAMG | EAAMJ | EAAMA | TEAAME | TEAAMU | TEAAMG | TEAAMJ | TEAAMA | | | | | |
| ASIA EX AUSTRALIA INDUSTRIAL/OFFICE MIXED INDEX | EAAMIE | EAAMU | EAAMG | EAAMJ | EAAMA | TEAAME | TEAAMU | TEAAMG | TEAAMJ | TEAAMA | | | | | |
| ASIA EX AUSTRALIA LOGGING/RESORTS INDEX | EAALIE | EAALU | EAALG | EAALJ | EAALA | TEAALE | TEAALU | TEAALG | TEAAJ | TEAALA | | | | | |
| ASIA EX AUSTRALIA NON-RENTAL INDEX | EAANE | EAANU | EAANG | EAANJ | EAANA | TEAANE | TEAANU | TEAANG | TEAANJ | TEAANA | | | | | |
| ASIA EX AUSTRALIA OFFICE INDEX | EAAOE | EAAOU | EAAOG | EAAOJ | EAAOA | TEAAOE | TEAAOU | TEAAG | TEAAOJ | TEAAOA | | | | | |
| ASIA EX AUSTRALIA RENTAL INDEX | EAARE | EAARU | EAARG | EAARJ | EAARA | TEAARE | TEARU | TEAARG | TEAARJ | TEAARA | | | | | |
| ASIA EX AUSTRALIA RETAIL INDEX | EAATE | EAATU | EAATG | EAATJ | EAATA | TEAATE | TEATU | TEAATG | TEAATJ | TEAATA | | | | | |
| ASIA EX AUSTRALIA SELF STORAGE INDEX | EAASE | EAASU | EAASG | EAASJ | EAASA | TEAASE | TEAAJU | TEAASG | TEAAJ | TEAASA | | | | | |
| ASIA EX AUSTRALIA RESIDENTIAL INDEX | EAASE | EAASU | EAASG | EAASJ | EAASA | TEAASE | TEAAJU | TEAASG | TEAAJ | TEAASA | | | | | |
| ASIA EX AUSTRALIA SPECIALTY INDEX | EAAPIE | EAAPU | EAAPG | EAAPJ | EAAPA | TEAAPE | TEAAPU | TEAAPG | TEAAPJ | TEAAPA | | | | | |
| ASIA INDEX | EGAS | UGAS | PGAS | YGAS | | REGA | RUGA | RGGA | RYGA | | TRGASE | TRGASU | TRGASG | TRGASJ | |
| ASIA INDUSTRIAL INDEX | EGAIIE | EGAIU | EGAIK | EGAIJ | EGAIK | TEGAIE | TEGAJU | TEGAIK | TEGAJ | TEGAIA | | | | | |
| ASIA LOGGING/RESORTS INDEX | EGALE | EGALU | EGALG | EGALJ | EGALA | TEGALE | TEGALU | TEGALG | TEGALJ | TEGALA | | | | | |
| ASIA NON-REITS INDEX | ENASE | ENASU | ENASG | ENASJ | ENASA | TENASE | TENASU | TENASG | TENASJ | TENASA | | | | | |
| ASIA OFFICE INDEX | EGAFIE | EGAFU | EGAFG | EGAFJ | EGAFK | TEGAFIE | TEGAFU | TEGAFG | TEGAFJ | TEGAFK | | | | | |
| ASIA PAC EX JPN EX AUS LIQUID INDEX | GSLOAPE | GSLOAPU | GSLOAPG | GSLOAPJ | GSLOAPA | TGSLOAPE | TGSLOAPU | TGSLOAPG | TGSLOAPJ | TGSLOAPA | TGSLOAPH (HKD), TGSLOAPS (SGD) | | | | |
| ASIA REITS INDEX | ERASIE | ERASU | ERASG | ERASJ | ERASA | TERASIE | TERASU | TERASG | TERASJ | TERASA | | | | | |
| ASIA RESIDENTIAL INDEX | EGAEIE | EGAEU | EGAEK | EGAEJ | EGAEA | TEGAIE | TEGAJU | TEGAEK | TEGAJ | TEGAIA | | | | | |
| ASIA RETAIL INDEX | EGATE | EGATU | EGATG | EGATJ | EGATA | TEGATE | TEGATU | TEGATG | TEGATJ | TEGATA | | | | | |
| AUSTRALIA HEDGED IN US\$ INDEX | | ELHAU | | | | | TELHAU | | | | | | | | FTAHJST |
| AUSTRALIA INDEX | ENAU | UNAU | PLAU | YLAU | ELAU | REAU | RUAU | RPAU | RYAU | RDUAU | | | | | |
| AUSTRALIA LIQUID INDEX | LIQELAU | LIQELAU | LIQELAU | LIQELAU | LIQELAU | TLQELAU | TLQELAU | TLQELAU | TLQELAU | TLQELAU | | | | | |
| AUSTRIA INDEX | EPAS | UPAS | PPAS | YPAS | REPAS | RUPAS | RPAS | YPAS | | | TRPASE | TRPASU | TRPASG | TRPASJ | |
| BELGIUM INDEX | EPBL | UPBL | PPBL | YPBL | RPEBL | RUPBL | RPBL | YPBL | | | TRPBLE | TRPBLU | TRPBLG | TRPBLJ | |
| CANADA INDEX | ENCA | UNCA | PLCA | YCA | RCAE | RCUA | RPCA | RYCA | | | RCAC (CAD) | | | | TRLCAL (CAD) |
| CUSTOM GLOBAL INDEX INDEX | FTGIEUR | FTGLUSD | | | | FTGIEUR | FTGLUSD | | | | | | | | FTGLCTR |
| CZECH REPUBLIC INDEX | | | | | | | | | | | | | | | |
| DENMARK INDEX | EPDK | UPDK | PPDK | YDK | RDPDK | RUPDK | RPDK | YDK | | | RLDK (DKK) | | | | |
| EUROPE CAPPED INDEX | EOA | EOAU | EOAG | EOAJ | EOAA | TEORA | TEORAU | TEORAG | TEORAJ | TEORAA | | | | | |
| EUROPE DIVERSIFIED INDEX | EPRIE | EPRIU | EPRIK | EPRIJ | EPRIA | TEPRIE | TEPRIU | TEPRIK | TEPRIJ | TEPRIA | | | | | |
| EUROPE EURO ZONE CAPPED INDEX | EOEU | EOEJU | EOEKG | EOEJG | EOEKA | TEOEUE | TEOEJU | TEOEKG | TEOEJG | TEOEKA | | | | | |
| EUROPE EURO ZONE DIVERSIFIED INDEX | EPEDIE | EPEDU | EPEDG | EPEDJ | EPEDA | TEPEDIE | TEPEDU | TEPEDG | TEPEDJ | TEPEDA | | | | | |
| EUROPE EURO ZONE INDEX | EPUE | UPUE | PPUE | YUE | RPEUE | RUPUE | RPUE | YUE | | | NEPEU | NUPEU | NPPEU | NYPEU | |
| EUROPE EURO ZONE INDUSTRIAL INDEX | EPUIE | EPUIU | EPUIK | EPUIJ | EPUIA | TEPUIE | TEPUIU | TEPUIK | TEPUIJ | TEPUIA | | | | | |
| EUROPE EURO ZONE OFFICE INDEX | EPFIE | EPFJU | EPFKG | EPFJG | EPFKA | TEPFIE | TEPFJU | TEPFKG | TEPFJG | TEPFKA | | | | | |
| EUROPE EURO ZONE RESIDENTIAL INDEX | EPREIE | EPREU | EPREK | EPREJ | EPREA | TEPREIE | TEPREU | TEPREK | TEPREJ | TEPREA | | | | | |
| EUROPE EURO ZONE RETAIL INDEX | EPETE | EPETU | EPETG | EPETJ | EPETA | TEPETE | TEPETU | TEPETG | TEPETJ | TEPETA | | | | | |
| EUROPE EX UK CAPPED INDEX | EOUK | EOUKU | EOUKG | EOUKJ | EOUKA | TEOUKE | TEOUKU | TEOUKG | TEOUKJ | TEOUKA | | | | | |
| EUROPE EX UK DIVIDEND+ INDEX | ENDP | | | | | | | | | | | | | | |
| EUROPE EX UK INDEX | EXUK | EXUKU | EXUKG | EXUKJ | EXUKA | TEXUK | TEXUKU | TEXUKG | TEXUKJ | TEXUKA | REXUK | NUXUK | NPXUK | NYXUK | |
| EUROPE EX UK LIQUID INDEX | GSLOEUE | GSLOEJU | GSLOEUG | GSLOEJG | GSLOEUA | TGSLOEUE | TGSLOEJU | TGSLOEUG | TGSLOEJG | TGSLOEUA | TGSLOELH (HKD), TGSLOELIS (SGD) | | | | |
| EUROPE HEALTHCARE INDEX | EPRIIE | EPRIU | EPRIK | EPRIJ | EPRIA | TEPRIIE | TEPRIU | TEPRIK | TEPRIJ | TEPRIA | | | | | |
| EUROPE INDEX | EPRA | UPRA | PPRA | YRA | RPRRA | RUPRA | RPRA | YRA | | | NEPRA | NUPRA | NPRA | NYPRA | |
| EUROPE INDUSTRIAL INDEX | EPRIIE | EPRIU | EPRIK | EPRIJ | EPRIA | TEPRIIE | TEPRIU | TEPRIK | TEPRIJ | TEPRIA | | | | | |
| EUROPE LIQUID 40 CAPPED INDEX | SOELU | SOELU | SOELU | SOELU | SOELU | TSOELU | TSOELU | TSOELU | TSOELU | TSOELU | | | | | |
| EUROPE LIQUID 40 EX UK CAPPED INDEX | SSXU | USXU | PSXU | YSXU | RSXU | RUSXU | RPXU | YSXU | | | NSXU | NUXU | NPSXU | NYXU | |
| EUROPE LIQUID 40 INDEX | SSEL | USSEL | PSSEL | YSSEL | RSSL | RUSSEL | RPSEL | YSSEL | | | NSSEL | NUSSL | NPSSL | NYSSL | |
| EUROPE LOGGING/RESORTS INDEX | EPRIIE | EPRIU | EPRIK | EPRIJ | EPRIA | TEPRIIE | TEPRIU | TEPRIK | TEPRIJ | TEPRIA | | | | | |
| EUROPE NON-REITS INDEX | ENEE | ENEJU | ENEEK | ENEJG | ENEEA | TENEE | TENEJU | TENEK | TENEJG | TENEEA | | | | | |
| EUROPE OFFICE INDEX | EPRIIE | EPRIU | EPRIK | EPRIJ | EPRIA | TEPRIIE | TEPRIU | TEPRIK | TEPRIJ | TEPRIA | | | | | |
| EUROPE REITS INDEX | EREE | EREJU | EREK | EREJG | EREEA | TEREE | TEREJU | TEREK | TEREJG | TEREEA | | | | | |
| EUROPE RESIDENTIAL INDEX | EPRIIE | EPRIU | EPRIK | EPRIJ | EPRIA | TEPRIIE | TEPRIU | TEPRIK | TEPRIJ | TEPRIA | | | | | |
| EUROPE RETAIL INDEX | EPRIIE | EPRIU | EPRIK | EPRIJ | EPRIA | TEPRIIE | TEPRIU | TEPRIK | TEPRIJ | TEPRIA | | | | | |
| EUROPE SELF STORAGE INDEX | EPRIIE | EPRIU | EPRIK | EPRIJ | EPRIA | TEPRIIE | TEPRIU | TEPRIK | TEPRIJ | TEPRIA | | | | | |
| EUROPE SPECIALTY INDEX | EPRIIE | EPRIU | EPRIK | EPRIJ | EPRIA | TEPRIIE | TEPRIU | TEPRIK | TEPRIJ | TEPRIA | | | | | |
| EUROPE UK RESTRICTED INDEX | EPHG | UPHG | PPHG | YHG | RPHG | RUPHG | RPHG | YHG | | | TRPHGE | TRPHGU | TRPHGG | TRPHGJ | |
| FINLAND INDEX | EPFI | UPFI | PPFI | YFI | RPHG | RUPHG | RPHG | YHG | | | TRPFIE | TRPFJU | TRPFIG | TRPFJG | |
| FRANCE INDEX | EPGR | UPGR | PPGR | YGR | RPHG | RUPHG | RPHG | YHG | | | TRPGRE | TRPGRU | TRPGRG | TRPGRJ | |
| GERMANY INDEX | EPGR | UPGR | PPGR | YGR | RPHG | RUPHG | RPHG | YHG | | | | | | | |
| GLOBAL DIVERSIFIED INDEX | ENGVE | ENGJU | ENGK | ENGJG | ENGVA | TENGVE | TENGJU | TENGK | TENGJG | TENGVA | | | | | |
| GLOBAL DIVIDEND+ INDEX | ENGD | | | | | | | | | | | | | | |
| GLOBAL EX ASIA INDEX | EGXIA | UGXIA | PGXIA | YGXIA | REGXIA | RUGXIA | RGXIA | RYXIA | | | TRGXAE | TRGXAU | TRGXAG | TRGXAJ | |
| GLOBAL EX ASIA NON-REITS INDEX | ENXAE | ENXAU | ENXAG | ENXAJ | TENXAE | TENXAU | TENXAG | TENXAJ | | | | | | | |
| GLOBAL EX ASIA REITS INDEX | ERXAE | ERXAU | ERXAG | ERXAJ | TERXAE | TERXAU | TERXAG | TERXAJ | | | | | | | |
| GLOBAL EX AUSTRALIA HEDGED IN AUD INDEX | | EGAAU | | | EGAAU | | | | | TEGAAL | | | | | |
| GLOBAL EX AUSTRALIA HEDGED IN USD INDEX | | EGAAU | | | EGAAU | | | | | TEGAAL | | | | | |
| GLOBAL EX AUSTRALIA INDEX | | GAXAU | | | GAXAU | | | | | TEGAXU | | | | | TRAXAA |

DATE: JUNE 2008 CONTACT DETAILS:

EPRA: Schiphol Boulevard 283, 1118 BH Schiphol Airport, The Netherlands, T +31 20 405 3830, F +31 20 405 3840, E info@epra.com, W www.epra.com
 NAREIT: 1875 Eye Street, N.W., Suite 600, Washington D.C. 20006, USA, T +1 202 739 9400, F +1 202 739 9401, E info@nareit.com, W www.nareit.com

| Index | Price Indices | | | | | | Gross Total Return Indices | | | | | | Net Total Return Indices | | | | | | |
|--|---------------|---------|---------|---------|---------|------------------------------|----------------------------|----------|----------|----------|----------|--------------------------------|--------------------------|--------|--------|--------|--------|--------|--------------|
| | EUR | USD | GBP | JPY | AUD | Local | EUR | USD | GBP | JPY | AUD | Local | EUR | USD | GBP | JPY | AUD | Local | |
| GLOBAL EX AUSTRALIA NON-RENTAL IN AUD HEDGED INDEX | | GAHNU | | | GAHNA | | | TAHNU | | | | TAHNA | | | | | | | |
| GLOBAL EX AUSTRALIA NON-RENTAL IN AUD UNHEDGED INDEX | | GALNU | | | GALNA | | | TALNU | | | | TALNA | | | | | | | |
| GLOBAL EX AUSTRALIA RENTAL IN AUD HEDGED INDEX | | GAHRU | | | GAHRA | | | TAHRU | | | | TAHRA | | | | | | | |
| GLOBAL EX AUSTRALIA RENTAL IN AUD UNHEDGED INDEX | | GAURU | | | GAURA | | | TGAURU | | | | TGAURA | | | | | | | |
| GLOBAL EX EUROPE INDEX | EGXE | UGXE | PGXE | YGXE | | | REXE | RUXE | RPXE | RYXE | | | | | | | | | |
| GLOBAL EX EUROPE NON-RENTAL INDEX | ENXEE | ENXEU | ENXEG | ENXEU | | | TENXEE | TENXEU | TENXEG | TENXEU | | | | | | | | | |
| GLOBAL EX EUROPE REITS INDEX | ERXEE | ERXEU | ERXEG | ERXEU | | | TERXEE | TERXEU | TERXEG | TERXEU | | | | | | | | | |
| GLOBAL EX JAPAN INDEX | EGXIE | EGXIU | EGXIG | EGXIU | | | TEGXIE | TEGXIU | TEGXIG | TEGXIU | | | | | | | | | |
| GLOBAL EX NORTH AMERICA | EGXN | UGXN | PGXN | YGXN | | | REXN | RUXN | RPXN | RYXN | | | | | | | | | |
| GLOBAL EX US INDEX | EGXU | EGXU | PGXU | YGXU | | | REXU | REXU | RPXU | RYXU | | | | | | | | | |
| GLOBAL EX US LIQUID INDEX | GSLXISE | GSLXISU | GSLXISG | GSLXISU | GSLXISA | GSLXISH (HKD), GSLXISS (SGD) | TGSLXISE | TGSLXISU | TGSLXISG | TGSLXISU | TGSLXISA | TGSLXISH (HKD), TGSLXISS (SGD) | | | | | | | |
| GLOBAL EX US NON-REITS INDEX | ENXUE | ENXUU | ENXUG | ENXUU | | | TENXUE | TENXUU | TENXUG | TENXUU | | | | | | | | | |
| GLOBAL EX US REITS INDEX | ERXUE | ERXUU | ERXUG | ERXUU | | | TERXUE | TERXUU | TERXUG | TERXUU | | | | | | | | | |
| GLOBAL HEALTHCARE INDEX | ENGEE | ENGEU | ENGEG | ENGEU | ENGEA | EGHAA | TENGEA | TENGEU | TENGEG | TENGEU | TENGEA | TEGAAA | | | | | | | |
| GLOBAL HEDGED IN AUD INDEX | | | | | | | | | | | | | | | | | | | |
| GLOBAL INDEX | ENGL | UNGL | PNGL | YNGL | | | RNGL | RUGL | RPGL | RYGL | | | | | | | | | |
| GLOBAL INDUSTRIAL INDEX | ENGIE | ENGIU | ENGIG | ENGIU | ENGIA | | TENGIE | TENGIU | TENGIG | TENGIU | TENGIA | | | | | | | | |
| GLOBAL INDUSTRIAL/OFFICE INDEX | ENGMIE | ENGMIU | ENGMIG | ENGMIU | ENGMIA | | TENGMIE | TENGMIU | TENGMIG | TENGMIU | TENGMIA | | | | | | | | |
| GLOBAL LIQUID INDEX | GSLQGLE | GSLQGLU | GSLQGLG | GSLQGLU | GSLQGLA | GSLQGLH (HKD), GSLQGLS (SGD) | TGSLQGLE | TGSLQGLU | TGSLQGLG | TGSLQGLU | TGSLQGLA | TGSLQGLH (HKD), TGSLQGLS (SGD) | | | | | | | |
| GLOBAL LODGINGS/RESORTS INDEX | ENGOE | ENGOU | ENGOG | ENGOU | ENGOA | | TENGOE | TENGOU | TENGOG | TENGOU | TENGOA | | | | | | | | |
| GLOBAL NON-REITS INDEX | ENRGE | ENRGU | ENRGG | ENRGU | ENRGA | | TENRGE | TENRGU | TENRGG | TENRGU | TENRGA | | | | | | | | |
| GLOBAL OFFICE INDEX | ENGFIE | ENGFU | ENFGG | ENGFU | ENGFIA | | TENGFIE | TENGFU | TENFGG | TENGFU | TENGFIA | | | | | | | | |
| GLOBAL REITS INDEX | ERGLU | | | | | | TERGLU | | | | | | | | | | | | |
| GLOBAL REITS INDEX | ERGLE | ERGLU | ERGLG | ERGLU | ERGLA | | TENGLE | TENGLU | TENGLG | TENGLU | TENGLA | | | | | | | | |
| GLOBAL RESIDENTIAL INDEX | ENGAIE | ENGAU | ENGAG | ENGAU | ENGAA | | TENGAIE | TENGAU | TENGAG | TENGAU | TENGAA | | | | | | | | |
| GLOBAL RETAIL INDEX | ENGTIE | ENGTU | ENGTG | ENGTU | ENGTIA | | TENGTIE | TENGTU | TENGTG | TENGTU | TENGTIA | | | | | | | | |
| GLOBAL SELF STORAGE INDEX | ENGSEI | ENGSEU | ENGSG | ENGSEU | ENGSA | | TENGSEI | TENGSEU | TENGSG | TENGSEU | TENGSA | | | | | | | | |
| GLOBAL SPECIALTY INDEX | ENGPIE | ENGPU | ENPGG | ENGPU | ENGPA | | TENGPIE | TENGPU | TENPGG | TENGPU | TENGPA | | | | | | | | |
| GREECE INDEX | EPGIC | | | | | | RPGIC | | | | | | | | | | | | |
| HONG KONG INDEX | EHKX | LUHK | PLHK | YLHK | | ELHK (HKD) | REHK | RUKK | RPKX | RYKX | | RHKX (HKD) | | TRPGCE | TRPGCU | TRPGCG | TRPGCU | TRPKLJ | TRLHKL (HKD) |
| HUNGARY INDEX | | | | | | | | | | | | | | | | | | | |
| IRELAND INDEX | EPIR | UPIR | | | | | RPIR | RUPIR | | | | | | | | | | | |
| ITALY INDEX | EPIT | UPIR | PPIT | YPIT | | | RPIR | RUPIR | RPPI | RYIT | | | | | | | | | |
| JAPAN INDEX | ENJP | ENJP | PLJP | ELJP | | | RPIR | RUPIR | RPPI | RYIT | | | | | | | | | |
| JAPAN LIQUID INDEX | LIQELIE | LIQELIU | LIQELIG | LIQELIU | LIQELIA | LIQELIH (HKD), LIQELIS (SGD) | TUQELIE | TUQELIU | TUQELIG | TUQELIU | TUQELIA | TUQELIH (HKD), TUQELIS (SGD) | | | | | | | |
| NETHERLANDS INDEX | EPNL | UPNL | PNNL | YNNL | | | RPNL | RUPNL | RPNN | RYNL | | | | | | | | | |
| NEW ZEALAND INDEX | ENNZ | UNNZ | PNNZ | YNNZ | | ELNZ (NZD) | RENNZ | RUNZ | RPNZ | RYNZ | | | | | | | | | |
| NORTH AMERICA DIVERSIFIED INDEX | EGNDE | EGNDU | EGNDG | EGNDU | EGNDA | | TENGNDE | TENGNDU | TENNDG | TENNDU | TENGNDA | | | | | | | | |
| NORTH AMERICA HEALTHCARE INDEX | EGNHE | EGNHU | EGNHG | EGNHU | EGNHA | | TENGNHE | TENGNHU | TENNHG | TENNHU | TENGNHA | | | | | | | | |
| NORTH AMERICA INDEX | EGNAI | UGNA | PGNA | YGNA | | | RENGA | RUGA | RPNA | RYNA | | | | | | | | | |
| NORTH AMERICA INDUSTRIAL INDEX | EGNIE | ENGIU | ENIGG | ENGIU | ENGINA | | TENGNIE | TENGIU | TENIGG | TENGIU | TENGINA | | | | | | | | |
| NORTH AMERICA LIQUID INDEX | GSLQNAE | GSLQNAU | GSLQNAG | GSLQNAU | GSLQNAA | GSLQNAH (HKD), GSLQNAS (SGD) | TGSLQNAE | TGSLQNAU | TGSLQNAG | TGSLQNAU | TGSLQNAA | TGSLQNAH (HKD), TGSLQNAS (SGD) | | | | | | | |
| NORTH AMERICA LODGINGS/RESORTS INDEX | ENGOIE | ENGOU | ENGOG | ENGOU | ENGOA | | TENGOIE | TENGOU | TENGOG | TENGOU | TENGOA | | | | | | | | |
| NORTH AMERICA INDUSTRIAL/OFFICE INDEX | ENGMIE | ENGMU | ENMGG | ENGMU | ENGMIA | | TENGMIE | TENGMU | TENMGG | TENGMU | TENGMIA | | | | | | | | |
| NORTH AMERICA OFFICE INDEX | ENGFIE | ENGFU | ENFGG | ENGFU | ENGFIA | | TENGFIE | TENGFU | TENFGG | TENGFU | TENGFIA | | | | | | | | |
| NORTH AMERICA RESIDENTIAL INDEX | ENGTIE | ENGTU | ENGTG | ENGTU | ENGTIA | | TENGTIE | TENGTU | TENGTG | TENGTU | TENGTIA | | | | | | | | |
| NORTH AMERICA RETAIL INDEX | ENGSEI | ENGSEU | ENGSG | ENGSEU | ENGSA | | TENGSEI | TENGSEU | TENGSG | TENGSEU | TENGSA | | | | | | | | |
| NORTH AMERICA SELF STORAGE INDEX | ENGPIE | ENGPU | ENPGG | ENGPU | ENGPA | | TENGPIE | TENGPU | TENPGG | TENGPU | TENGPA | | | | | | | | |
| NORTH AMERICA SPECIALTY INDEX | ENPNIE | ENPNU | ENPNG | ENPNU | ENPNIA | | TENPNIE | TENPNU | TENPNG | TENPNU | TENPNIA | | | | | | | | |
| NORWAY INDEX | ENPK | UPNK | | | | ELNK (NOK) | RPNK | RUPNK | | | | | | | | | | | |
| POLAND INDEX | | | | | | | | | | | | | | | | | | | |
| PORTUGAL INDEX | EPPT | UPPT | | | | | RPPPT | RUPPT | | | | | | | | | | | |
| PURE ASIA EX AUSTRALIA INDEX | | | | | | | TFEPAAE | | | | | | | | | | | | |
| PURE ASIA INDEX | EGPA | UGPA | PGPA | YGPA | | | RGPA | RUGA | RPAA | RYPA | | | | | | | | | |
| PURE AUSTRALIA INDEX | EPAU | UPAU | PPAU | YPAU | LPAU | | REPAU | RUPAU | RPPAU | RYPAU | RLPA | | | | | | | | |
| SINGAPORE INDEX | ENSI | UNSI | PLSI | YLSI | | ELSI (SGD) | RESI | RUSI | RPSI | RYSI | | | | | | | | | |
| SOUTH KOREA INDEX | | | | | | | | | | | | | | | | | | | |
| SPAIN INDEX | EPSP | UPSP | PPSP | YPSP | | | RPPSP | RUPSP | RPPS | RYSP | | | | | | | | | |
| SWEDEN INDEX | EPSD | UPSD | PPSD | YPSD | | ELSD (SEK) | RPPSD | RUPSD | RPPS | RYSD | | | | | | | | | |
| SWITZERLAND INDEX | EPWS | UPWS | PPWS | YPSW | | ELSW (CHF) | RPPWS | RUPWS | RPPS | RYSW | | | | | | | | | |
| UK DIVERSIFIED INDEX | ELUDE | ELUDU | ELUDG | ELUDU | ELUDA | | TUUDE | TUUDU | TUUDG | TUUDU | TUUDA | | | | | | | | |
| UK HEALTHCARE INDEX | ELUHE | ELUHU | ELUHG | ELUHU | ELUHA | | TUUHE | TUUHU | TUUHG | TUUHU | TUUHA | | | | | | | | |
| UK INDEX | ELUK | ELUK | ELUK | ELUK | | | RPUK | RUPUK | RPUK | RYUK | | | | | | | | | |
| UK INDUSTRIAL INDEX | ELUIE | ELUIU | ELUIG | ELUIU | ELUIA | | TUUIE | TUUIU | TUUIG | TUUIU | TUUIA | | | | | | | | |
| UK LIQUID INDEX | LIQELUE | LIQELIU | LIQELUG | LIQELIU | LIQELUA | LIQELUH (HKD), LIQELUS (SGD) | TUQELUE | TUQELIU | TUQELUG | TUQELIU | TUQELUA | TUQELUH (HKD), TUQELUS (SGD) | | | | | | | |
| UK LODGINGS/RESORTS INDEX | ENGOIE | ENGOU | ENGOG | ENGOU | ENGOA | | TENGOIE | TENGOU | TENGOG | TENGOU | TENGOA | | | | | | | | |
| UK NON-REITS INDEX | ENRGEI | ENRGEU | ENRGG | ENRGEU | ENRGA | | TENRGEI | TENRGEU | TENRGG | TENRGEU | TENRGA | | | | | | | | |
| UK OFFICE INDEX | ENGFIE | ENGFU | ENFGG | ENGFU | ENGFIA | | TENGFIE | TENGFU | TENFGG | TENGFU | TENGFIA | | | | | | | | |
| UK PROPERTY INDEX | ENVEUPE | NAVPELU | NAVPEUG | NAVPELU | | INVEUPE (CHF) | TENVEUPE | NAVPELU | NAVPEUG | NAVPELU | | | | | | | | | |
| UK REITS INDEX | ENRUE | ENRUE | ENRUE | ENRUE | | | TENRUE | ENRUE | ENRUE | ENRUE | | | | | | | | | |
| UK RESIDENTIAL INDEX | ENGTIE | ENGTU | ENGTG | ENGTU | ENGTIA | | TENGTIE | TENGTU | TENGTG | TENGTU | TENGTIA | | | | | | | | |
| UK RETAIL INDEX | ENGSEI | ENGSEU | ENGSG | ENGSEU | ENGSA | | TENGSEI | TENGSEU | TENGSG | TENGSEU | TENGSA | | | | | | | | |
| UK SELF STORAGE INDEX | ENGPIE | ENGPU | ENPGG | ENGPU | ENGPA | | TENGPIE | TENGPU | TENPGG | TENGPU | TENGPA | | | | | | | | |

DATE: JUNE 2008 CONTACT DETAILS:

EPRA: Schiphol Boulevard 283, 1118 BH Schiphol Airport, The Netherlands, T +31 20 405 3830, F +31 20 405 3840, E info@epra.com, W www.epra.com
 NAREIT: 1875 Eye Street, N.W., Suite 600, Washington D.C. 20006, USA, T +1 202 739 9400, F +1 202 739 9401, E info@nareit.com, W www.nareit.com

| Index | Price Indices | | | | | | Gross Total Return Indices | | | | | | Net Total Return Indices | | | | | |
|----------------------------------|---------------|-------|-------|-------|-------|-------|----------------------------|--------|--------|--------|--------|-------|--------------------------|--------|--------|--------|-----|-------|
| | EUR | USD | GBP | JPY | AUD | Local | EUR | USD | GBP | JPY | AUD | Local | EUR | USD | GBP | JPY | AUD | Local |
| Bloomberg | | | | | | | | | | | | | | | | | | |
| UK SPECIALTY INDEX | ELIPE | ELIFU | ELIPG | ELIPJ | ELIPA | | TELIPE | TELIU | TELIPG | TELIJ | TELI | | | | | | | |
| US DIVERSIFIED INDEX | UNLDE | UNLDU | UNLDG | UNLDJ | UNLDA | | TUNLDE | TUNLDU | TUNLDG | TUNLDJ | TUNLDA | | | | | | | |
| US DIVIDEND+ INDEX | ENUD | | | | | | | | | | | | | | | | | |
| US HEALTHCARE INDEX | UNLHE | UNLHU | UNLHG | UNLHJ | UNLHA | | TUNLHE | TUNLHU | TUNLHG | TUNLHJ | TUNLHA | | | | | | | |
| US INDEX | ENUS | UNUS | PNUS | YNUS | | | REUS | RIUS | RPNU | RYUS | | | TRNUSE | TRNUSU | TRNUSG | TRNUSJ | | |
| US INDUSTRIAL INDEX | UNLIE | UNLIU | UNLIG | UNLIJ | UNLIA | | TUNLIE | TUNLIU | TUNLIG | TUNLIJ | TUNLIA | | | | | | | |
| US INDUSTRIAL/OFFICE MIXED INDEX | UNLME | UNLMU | UNLMG | UNLMJ | UNLMA | | TUNLME | TUNLMU | TUNLMG | TUNLMJ | TUNLMA | | | | | | | |
| US LOGGINGS/RESORTS INDEX | UNLLE | UNLLU | UNLLE | UNLLE | UNLLE | | TUNLLE | TUNLLU | TUNLLE | TUNLLE | TUNLLE | | | | | | | |
| US OFFICE INDEX | UNLFA | UNLFU | UNLFG | UNLFJ | UNLFA | | TUNLFA | TUNLFU | TUNLFG | TUNLFJ | TUNLFA | | | | | | | |
| US RESIDENTIAL INDEX | UNLEE | UNLEU | UNLEG | UNLEJ | UNLEA | | TUNLEE | TUNLEU | TUNLEG | TUNLEJ | TUNLEA | | | | | | | |
| US RETAIL INDEX | UNLFE | UNLFU | UNLFG | UNLFJ | UNLFA | | TUNLFE | TUNLFU | TUNLFG | TUNLFJ | TUNLFA | | | | | | | |
| US SELF STORAGE INDEX | UNLOE | UNLOU | UNLOG | UNLOJ | UNLOA | | TUNLOE | TUNLOU | TUNLOG | TUNLOJ | TUNLOA | | | | | | | |
| US SPECIALTY INDEX | UNLPE | UNLPU | UNLPG | UNLPJ | UNLPA | | TUNLPE | TUNLPU | TUNLPG | TUNLPJ | TUNLPA | | | | | | | |

DATE: JUNE 2008 CONTACT DETAILS:

EPRA: Schiphol Boulevard 283, 1118 BH Schiphol Airport, The Netherlands, T +31 20 405 3830, F +31 20 405 3840, E info@epra.com, W www.epra.com
 NAREIT: 1875 Eye Street, N.W., Suite 600, Washington D.C. 20006, USA, T +1 202 739 9400, F + 1 202 739 9401, E info@nareit.com, W www.nareit.com

| Index | Price Indices | | | | | | Gross Total Return Indices | | | | | | Net Total Return Indices | | | | | | |
|---|---------------|---------|-----|-----|---------|-------|----------------------------|-----------|-----------|-----------|-----------|-------|--------------------------|-----------|-----------|-----------|-----|-----------|--|
| | EUR | USD | GBP | JPY | AUD | Local | EUR | USD | GBP | JPY | AUD | Local | EUR | USD | GBP | JPY | AUD | Local | |
| ASIA 33 INDEX | | | | | | | | | | | | | | | | | | | |
| ASIA DIVIDEND+ INDEX | .FTENAE3 | | | | | | .FTENAE3 | | | | | | | | | | | | |
| ASIA EX AUSTRALIA INDEX | .FTENAD | | | | | | .FTENAD | | | | | | | | | | | | |
| ASIA INDEX | | | | | | | | | | | | | | | | | | | |
| ASIA NON-REITS INDEX | .FTEGAS | .FTUGAS | | | | | .FTEGAS | .FTUGAS | | | | | .FTTRPAE | .FTTRPAU | .FTTRPAAS | .FTTRPAY | | .FTTRPAAL | |
| ASIA REITS INDEX | | | | | | | .FTENASE | .FTENASU | .FTENASS | .FTENASY | | | .FTTENASE | .FTTENASU | .FTTENASS | .FTTENASY | | .FTTENASL | |
| AUSTRALIA INDEX | | | | | .FTELAU | | .FTERASE | .FTERASU | .FTERASS | .FTERASY | | | .FTERASE | .FTERASU | .FTERASS | .FTERASY | | .FTERASL | |
| AUSTRIA INDEX | | | | | | | .FTELAUJ | .FTELAUJ | .FTELAUJ | .FTELAUJ | | | .FTTELAUJ | .FTTELAUJ | .FTTELAUJ | .FTTELAUJ | | .FTTELAUJ | |
| BELGIUM INDEX | | | | | | | .FTEPASE | .FTEPASU | .FTEPASY | .FTEPASS | | | .FTEPASE | .FTEPASU | .FTEPASS | .FTEPASY | | .FTEPASL | |
| CANADA INDEX | | | | | | | .FTERBLE | .FTERBLU | .FTERBLY | .FTERBLS | | | .FTERBLE | .FTERBLU | .FTERBLY | .FTERBLS | | .FTERBLL | |
| CZECH INDEX | | | | | | | .FTELCAE | .FTELCAU | .FTELCAY | .FTELCAS | | | .FTELCAE | .FTELCAU | .FTELCAY | .FTELCAS | | .FTELCAL | |
| DENMARK INDEX | | | | | | | .FTELDKE | .FTELDKU | .FTELDKY | .FTELDKS | | | .FTELDKE | .FTELDKU | .FTELDKS | .FTELDKY | | .FTELDKL | |
| EUROPE CAPPED INDEX | .FTEORA | | | | | | .FTEORA | | | | | | .FTTELKE | .FTTELKU | .FTTELKS | .FTTELKY | | .FTTELKL | |
| EUROPE EURO ZONE CAPPED INDEX | .FTEOEU | | | | | | .FTEOEU | | | | | | .FTTELKE | .FTTELKU | .FTTELKS | .FTTELKY | | .FTTELKL | |
| EUROPE EURO ZONE INDEX | .FTEPEU | | | | | | .FTEPEUJ | .FTEPEUJ | .FTEPEUJ | .FTEPEUS | | | .FTTRPEUJ | .FTTRPEUJ | .FTTRPEUS | .FTTRPEUJ | | .FTTRPEUL | |
| EUROPE EX UK CAPPED INDEX | .FTEOUK | | | | | | .FTEOUK | | | | | | | | | | | | |
| EUROPE EX UK DIVIDEND+ INDEX | .FTENDP | | | | | | | | | | | | .FTTENDP | .FTTENDU | .FTTENDPS | .FTTENDPY | | .FTTENDPL | |
| EUROPE EX UK INDEX | .FTEDUK | | | | | | .FTEDUK | | | | | | .FTTENDP | .FTTENDU | .FTTENDPS | .FTTENDPY | | .FTTENDPL | |
| EUROPE INDEX | .FTEPRA | .FTUPRA | | | | | .FTEPRAE | .FTEPRAU | .FTEPRAY | .FTEPRAS | | | .FTTRPRAE | .FTTRPRAU | .FTTRPRAS | .FTTRPRAY | | .FTTRPRAL | |
| EUROPE LIQUID 40 EX UK INDEX | | | | | | | .FTSSXUJ | .FTSSXUJ | .FTSSXUJ | .FTSSXUS | | | .FTTSSXUJ | .FTTSSXUJ | .FTTSSXUS | .FTTSSXUJ | | .FTTSSXUL | |
| EUROPE LIQUID 40 INDEX | | | | | | | .FTSSELU | .FTSSELU | .FTSSELU | .FTSSELS | | | .FTTSSXUJ | .FTTSSXUJ | .FTTSSXUS | .FTTSSXUJ | | .FTTSSXUL | |
| EUROPE NON-REITS INDEX | .FTENEE | | | | | | .FTENEE | | | | | | .FTTSSXUJ | .FTTSSXUJ | .FTTSSXUS | .FTTSSXUJ | | .FTTSSXUL | |
| EUROPE REITS INDEX | .FTEREE | | | | | | .FTEREE | | | | | | | | | | | | |
| EUROPE UK RESTRICTED INDEX | .FTEPHG | | | | | | .FTEPHG | .FTEPHGU | .FTEPHGY | .FTEPHGS | | | .FTTRPHG | .FTTRPHGU | .FTTRPHGS | .FTTRPHGY | | .FTTRPHGL | |
| FINLAND INDEX | | | | | | | .FTEPHG | .FTEPHGU | .FTEPHGY | .FTEPHGS | | | .FTTRPHG | .FTTRPHGU | .FTTRPHGS | .FTTRPHGY | | .FTTRPHGL | |
| FRANCE INDEX | | | | | | | .FTEPHG | .FTEPHGU | .FTEPHGY | .FTEPHGS | | | .FTTRPHG | .FTTRPHGU | .FTTRPHGS | .FTTRPHGY | | .FTTRPHGL | |
| GERMANY INDEX | | | | | | | .FTEPHG | .FTEPHGU | .FTEPHGY | .FTEPHGS | | | .FTTRPHG | .FTTRPHGU | .FTTRPHGS | .FTTRPHGY | | .FTTRPHGL | |
| GLOBAL DIVIDEND+ INDEX | .FTENGD | | | | | | .FTENGD | | | | | | .FTTRPHG | .FTTRPHGU | .FTTRPHGS | .FTTRPHGY | | .FTTRPHGL | |
| GLOBAL EX ASIA INDEX | | | | | | | .FTENGD | | | | | | .FTTRPHG | .FTTRPHGU | .FTTRPHGS | .FTTRPHGY | | .FTTRPHGL | |
| GLOBAL EX ASIA NON-REITS INDEX | | | | | | | .FTENGXAE | .FTENGXAU | .FTENGXAS | .FTENGXAS | | | .FTTRGXAE | .FTTRGXAU | .FTTRGXAS | .FTTRGXAY | | .FTTRGXAL | |
| GLOBAL EX ASIA REITS INDEX | | | | | | | .FTENXAE | .FTENXAU | .FTENXAS | .FTENXAY | | | .FTTRXAE | .FTTRXAU | .FTTRXAS | .FTTRXAY | | .FTTRXAL | |
| GLOBAL EX AUSTRALIA HEDGED IN AUD INDEX | | | | | | | .FTERXAE | .FTERXAU | .FTERXAS | .FTERXAY | | | .FTTRXAE | .FTTRXAU | .FTTRXAS | .FTTRXAY | | .FTTRXAL | |
| GLOBAL EX AUSTRALIA HEDGED IN USD INDEX | | | | | | | | | | | .FTEGAAA | | .FTTEGAAJ | | | | | .FTTEGAAH | |
| GLOBAL EX AUSTRALIA INDEX | | | | | | | | | | | .FTTRAXAA | | | | | | | | |
| GLOBAL EX EUROPE INDEX | | | | | | | .FTEGXEE | .FTEGXEU | .FTEGXEY | .FTEGXES | | | .FTTRGXEE | .FTTRGXEU | .FTTRGXES | .FTTRGXEY | | .FTTRGXEL | |
| GLOBAL EX EUROPE NON-REITS INDEX | | | | | | | .FTENXEE | .FTENXEU | .FTENXES | .FTENXEY | | | .FTTRXEE | .FTTRXEU | .FTTRXES | .FTTRXEY | | .FTTRXEL | |
| GLOBAL EX EUROPE REITS INDEX | | | | | | | .FTERXEE | .FTERXEU | .FTERXES | .FTERXEY | | | .FTTRXEE | .FTTRXEU | .FTTRXES | .FTTRXEY | | .FTTRXEL | |
| GLOBAL EX JAPAN INDEX | | | | | | | | | | | | | .FTTRGXUJ | .FTTRGXUJ | .FTTRGXUS | .FTTRGXUJ | | .FTTRGXUL | |
| GLOBAL EX NORTH AMERICA INDEX | | | | | | | .FTEGXNE | .FTEGXNU | .FTEGXNY | .FTEGXNS | | | .FTTRGXNE | .FTTRGXNU | .FTTRGXNS | .FTTRGXNY | | .FTTRGXNL | |
| GLOBAL EX NORTH AMERICA REITS INDEX | | | | | | | | | | | | | .FTTRGXUJ | .FTTRGXUJ | .FTTRGXUS | .FTTRGXUJ | | .FTTRGXUL | |
| GLOBAL EX US INDEX | .FTEGXO | | | | | | .FTENXUJ | .FTENXUJ | .FTENXUS | .FTENXUY | | | .FTTENXUJ | .FTTENXUJ | .FTTENXUS | .FTTENXUY | | .FTTENXUL | |
| GLOBAL EX US NON-REITS INDEX | | | | | | | .FTERXUJ | .FTERXUJ | .FTERXUS | .FTERXUY | | | .FTTENXUJ | .FTTENXUJ | .FTTENXUS | .FTTENXUY | | .FTTENXUL | |
| GLOBAL EX US REITS INDEX | | | | | | | | | | | | | .FTTENXUJ | .FTTENXUJ | .FTTENXUS | .FTTENXUY | | .FTTENXUL | |
| GLOBAL HEDGED IN AUD INDEX | | | | | | | | | | | | | .FTTENXUJ | .FTTENXUJ | .FTTENXUS | .FTTENXUY | | .FTTENXUL | |
| GLOBAL HEDGED IN USD INDEX | | | | | | | | | | | | | .FTTENXUJ | .FTTENXUJ | .FTTENXUS | .FTTENXUY | | .FTTENXUL | |
| GLOBAL INDEX | .FTENGL | .FTUNGL | | | | | .FTENGL | .FTENGLU | .FTENGLY | .FTENGLS | | | .FTTRNGLE | .FTTRNGLU | .FTTRNGLS | .FTTRNGLY | | .FTTRNGLL | |
| GLOBAL NON-REITS INDEX | | | | | | | .FTENRGE | .FTENRGU | .FTENRGS | .FTENRGY | | | .FTTRNGLE | .FTTRNGLU | .FTTRNGLS | .FTTRNGLY | | .FTTRNGLL | |
| GLOBAL REITS INDEX | | | | | | | .FTENRGE | .FTENRGU | .FTENRGS | .FTENRGY | | | .FTTRNGLE | .FTTRNGLU | .FTTRNGLS | .FTTRNGLY | | .FTTRNGLL | |
| GREECE INDEX | | | | | | | .FTERGLJ | .FTERGLU | .FTERGLS | .FTERGLY | | | .FTTRPGCE | .FTTRPGCU | .FTTRPGCS | .FTTRPGCY | | .FTTRPGCL | |
| HONG KONG INDEX | | | | | | | .FTELHKE | .FTELHKU | .FTELHKS | .FTELHKS | | | .FTTELHKE | .FTTELHKU | .FTTELHKS | .FTTELHKS | | .FTTELHKL | |
| HUNGARY INDEX | | | | | | | .FTELHKE | .FTELHKU | .FTELHKS | .FTELHKS | | | .FTTELHKE | .FTTELHKU | .FTTELHKS | .FTTELHKS | | .FTTELHKL | |
| IRELAND INDEX | | | | | | | .FTEPRJ | .FTEPRU | .FTEPRY | .FTEPRS | | | .FTTRPRJ | .FTTRPRU | .FTTRPRS | .FTTRPRY | | .FTTRPRL | |
| ITALY INDEX | | | | | | | .FTEPRJ | .FTEPRU | .FTEPRY | .FTEPRS | | | .FTTRPRJ | .FTTRPRU | .FTTRPRS | .FTTRPRY | | .FTTRPRL | |
| JAPAN INDEX | | | | | | | .FTEPRJ | .FTEPRU | .FTEPRY | .FTEPRS | | | .FTTRPRJ | .FTTRPRU | .FTTRPRS | .FTTRPRY | | .FTTRPRL | |
| NETHERLANDS INDEX | | | | | | | .FTEPRJ | .FTEPRU | .FTEPRY | .FTEPRS | | | .FTTRPRJ | .FTTRPRU | .FTTRPRS | .FTTRPRY | | .FTTRPRL | |
| NEW ZEALAND INDEX | | | | | | | .FTEPRJ | .FTEPRU | .FTEPRY | .FTEPRS | | | .FTTRPRJ | .FTTRPRU | .FTTRPRS | .FTTRPRY | | .FTTRPRL | |
| NORTH AMERICA INDEX | .FTEGNA | .FTUGNA | | | | | .FTEGNA | .FTEGNAU | .FTEGNAY | .FTEGNAS | | | .FTTRGNAE | .FTTRGNAU | .FTTRGNAS | .FTTRGNAY | | .FTTRGNAL | |
| NORWAY INDEX | | | | | | | .FTEGNA | .FTEGNAU | .FTEGNAY | .FTEGNAS | | | .FTTRGNAE | .FTTRGNAU | .FTTRGNAS | .FTTRGNAY | | .FTTRGNAL | |
| POLAND INDEX | | | | | | | .FTEGNA | .FTEGNAU | .FTEGNAY | .FTEGNAS | | | .FTTRGNAE | .FTTRGNAU | .FTTRGNAS | .FTTRGNAY | | .FTTRGNAL | |
| PORTUGAL INDEX | | | | | | | .FTEGNA | .FTEGNAU | .FTEGNAY | .FTEGNAS | | | .FTTRGNAE | .FTTRGNAU | .FTTRGNAS | .FTTRGNAY | | .FTTRGNAL | |
| PURE ASIA INDEX | | | | | | | .FTEGNA | .FTEGNAU | .FTEGNAY | .FTEGNAS | | | .FTTRGNAE | .FTTRGNAU | .FTTRGNAS | .FTTRGNAY | | .FTTRGNAL | |
| PURE AUSTRALIA INDEX | | | | | | | .FTEGNA | .FTEGNAU | .FTEGNAY | .FTEGNAS | | | .FTTRGNAE | .FTTRGNAU | .FTTRGNAS | .FTTRGNAY | | .FTTRGNAL | |
| SINGAPORE INDEX | | | | | | | .FTEGNA | .FTEGNAU | .FTEGNAY | .FTEGNAS | | | .FTTRGNAE | .FTTRGNAU | .FTTRGNAS | .FTTRGNAY | | .FTTRGNAL | |
| SOUTH KOREA INDEX | | | | | | | .FTEGNA | .FTEGNAU | .FTEGNAY | .FTEGNAS | | | .FTTRGNAE | .FTTRGNAU | .FTTRGNAS | .FTTRGNAY | | .FTTRGNAL | |
| SPAIN INDEX | | | | | | | .FTEGNA | .FTEGNAU | .FTEGNAY | .FTEGNAS | | | .FTTRGNAE | .FTTRGNAU | .FTTRGNAS | .FTTRGNAY | | .FTTRGNAL | |
| SWEDEN INDEX | | | | | | | .FTEGNA | .FTEGNAU | .FTEGNAY | .FTEGNAS | | | .FTTRGNAE | .FTTRGNAU | .FTTRGNAS | .FTTRGNAY | | .FTTRGNAL | |
| SWITZERLAND INDEX | | | | | | | .FTEGNA | .FTEGNAU | .FTEGNAY | .FTEGNAS | | | .FTTRGNAE | .FTTRGNAU | .FTTRGNAS | .FTTRGNAY | | .FTTRGNAL | |
| UK INDEX | | | | | | | .FTEGNA | .FTEGNAU | .FTEGNAY | .FTEGNAS | | | .FTTRGNAE | .FTTRGNAU | .FTTRGNAS | .FTTRGNAY | | .FTTRGNAL | |
| UK NON-REITS INDEX | | | | | | | .FTENKRE | .FTENKRU | .FTENKRS | .FTENKRY | | | .FTTRPUKE | .FTTRPRU | .FTTRPKS | .FTTRPKY | | .FTTRPKL | |
| UK REITS INDEX | | | | | | | .FTENKRE | .FTENKRU | .FTENKRS | .FTENKRY | | | .FTTRPUKE | .FTTRPRU | .FTTRPKS | .FTTRPKY | | .FTTRPKL | |
| US DIVIDEND+ INDEX | .FTENUD | | | | | | .FTENUD | | | | | | .FTTUNUSE | .FTTUNUSU | .FTTUNUSS | .FTTUNUSY | | .FTTUNUSL | |
| US INDEX | | .FTUNUS | | | | | .FTUNUSE | .FTUNUSU | .FTUNUSY | .FTUNUSS | | | .FTTUNUSE | .FTTUNUSU | .FTTUNUSS | .FTTUNUSY | | .FTTUNUSL | |

DATE: JUNE 2008 CONTACT DETAILS:

EPRA: Schiphol Boulevard 283, 1118 BH Schiphol Airport, The Netherlands, T +31 20 405 3830, F +31 20 405 3840, E info@epra.com, W www.epra.com
 NAREIT: 1875 Eye Street, N.W., Suite 600, Washington D.C. 20006, USA, T +1 202 739 9400, F +1 202 739 9401, E info@nareit.com, W www.nareit.com


| Index | Price Indices | | | | | | Gross Total Return Indices | | | | | | Net Total Return Indices | | | | | | |
|-------------------------------|---------------|-----|-----|-----|-----|-------|----------------------------|-----|-----|-----|-----|-------|--------------------------|-----|-----|-----|-----|-------|--|
| | EUR | USD | GBP | JPY | AUD | Local | EUR | USD | GBP | JPY | AUD | Local | EUR | USD | GBP | JPY | AUD | Local | |
| ASIA INDEX | | | | | | | | | | | | | | | | | | | |
| AUSTRALIA INDEX | | | | | | | | | | | | | | | | | | | |
| AUSTRIA INDEX | | | | | | | | | | | | | | | | | | | |
| BELGIUM INDEX | | | | | | | | | | | | | | | | | | | |
| CANADA INDEX | | | | | | | | | | | | | | | | | | | |
| DENMARK INDEX | | | | | | | | | | | | | | | | | | | |
| EUROPE EURO ZONE INDEX | | | | | | | | | | | | | | | | | | | |
| EUROPE EX UK INDEX | | | | | | | | | | | | | | | | | | | |
| EUROPE INDEX | | | | | | | | | | | | | | | | | | | |
| FINLAND INDEX | | | | | | | | | | | | | | | | | | | |
| FRANCE INDEX | | | | | | | | | | | | | | | | | | | |
| GERMANY INDEX | | | | | | | | | | | | | | | | | | | |
| GLOBAL EX ASIA INDEX | | | | | | | | | | | | | | | | | | | |
| GLOBAL EX EUROPE INDEX | | | | | | | | | | | | | | | | | | | |
| GLOBAL EX NORTH AMERICA INDEX | | | | | | | | | | | | | | | | | | | |
| HONG KONG INDEX | | | | | | | | | | | | | | | | | | | |
| IRELAND INDEX | | | | | | | | | | | | | | | | | | | |
| ITALY INDEX | | | | | | | | | | | | | | | | | | | |
| JAPAN INDEX | | | | | | | | | | | | | | | | | | | |
| NETHERLANDS INDEX | | | | | | | | | | | | | | | | | | | |
| NORTH AMERICA INDEX | | | | | | | | | | | | | | | | | | | |
| NORWAY INDEX | | | | | | | | | | | | | | | | | | | |
| PORTUGAL INDEX | | | | | | | | | | | | | | | | | | | |
| SINGAPORE INDEX | | | | | | | | | | | | | | | | | | | |
| SPAIN INDEX | | | | | | | | | | | | | | | | | | | |
| SWEDEN INDEX | | | | | | | | | | | | | | | | | | | |
| SWITZERLAND INDEX | | | | | | | | | | | | | | | | | | | |
| UK INDEX | | | | | | | | | | | | | | | | | | | |
| US INDEX | | | | | | | | | | | | | | | | | | | |

THOMSON ONE

| | | | | | | | | | | | | | | | | | | | |
|-------------------------------|---------|---------|--|--|--|---------|--|--|--|--|--|--|--|--|--|--|--|--|--|
| ASIA 33 INDEX | ENAS-LN | | | | | | | | | | | | | | | | | | |
| ASIA DIVIDEND+ INDEX | ENAD-LN | | | | | | | | | | | | | | | | | | |
| ASIA INDEX | EGAS-LN | UGAS-LN | | | | | | | | | | | | | | | | | |
| AUSTRALIA INDEX | | | | | | ELAU-LN | | | | | | | | | | | | | |
| EUROPE CAPPED INDEX | EORA-LN | | | | | | | | | | | | | | | | | | |
| EUROPE EURO ZONE CAPPED INDEX | EDEU-LN | | | | | | | | | | | | | | | | | | |
| EUROPE EURO ZONE INDEX | EPEU-LN | | | | | | | | | | | | | | | | | | |
| EUROPE EX UK CAPPED INDEX | EDUK-LN | | | | | | | | | | | | | | | | | | |
| EUROPE EX UK DIVIDEND+ INDEX | ENDP-LN | | | | | | | | | | | | | | | | | | |
| EUROPE EX UK INDEX | EXUK-LN | | | | | | | | | | | | | | | | | | |
| EUROPE INDEX | EPRALN | UPRA-LN | | | | | | | | | | | | | | | | | |
| EUROPE NON-REITS INDEX | ENEE-LN | | | | | | | | | | | | | | | | | | |
| EUROPE REITS INDEX | EREE-LN | | | | | | | | | | | | | | | | | | |
| EUROPE UK RESTRICTED INDEX | EPHG-LN | | | | | | | | | | | | | | | | | | |
| GLOBAL DIVIDEND+ INDEX | ENGD-LN | | | | | | | | | | | | | | | | | | |
| GLOBAL EX US INDEX | EGXU-LN | | | | | | | | | | | | | | | | | | |
| GLOBAL INDEX | ENGL-LN | UNGL-LN | | | | | | | | | | | | | | | | | |
| HONG KONG INDEX | | | | | | | | | | | | | | | | | | | |
| JAPAN INDEX | | | | | | | | | | | | | | | | | | | |
| NORTH AMERICA INDEX | EGNA-LN | UGNA-LN | | | | | | | | | | | | | | | | | |
| UK INDEX | | | | | | | | | | | | | | | | | | | |
| US DIVIDEND+ INDEX | ENUD-LN | | | | | | | | | | | | | | | | | | |
| US INDEX | | UNUS-LN | | | | | | | | | | | | | | | | | |

DATE: JUNE 2008 CONTACT DETAILS:

EPRA: Schiphol Boulevard 283, 1118 BH Schiphol Airport, The Netherlands, T +31 20 405 3830, F +31 20 405 3840, E info@epra.com, W www.epra.com
 NAREIT: 1875 Eye Street, N.W., Suite 600, Washington D.C. 20006, USA, T +1 202 739 9400, F +1 202 739 9401, E info@nareit.com, W www.nareit.com

| Index | Price Indices | | | | | | Gross Total Return Indices | | | | | | Net Total Return Indices | | | | | |
|---|---------------|-----|-----|-----|-----|-------|----------------------------|-----|-----|-----|-----|-------|--------------------------|-----|-----|-----|-----|-------|
| | EUR | USD | GBP | JPY | AUD | Local | EUR | USD | GBP | JPY | AUD | Local | EUR | USD | GBP | JPY | AUD | Local |
|  | | | | | | | | | | | | | | | | | | |
| THOMSON GLOBAL TOPIC | | | | | | | | | | | | | | | | | | |
| ASIA 33 INDEX | | | | | | | | | | | | | | | | | | |
| ASIA DIVIDEND+ INDEX | | | | | | | | | | | | | | | | | | |
| ASIA INDEX | | | | | | | | | | | | | | | | | | |
| AUSTRALIA INDEX | | | | | | | | | | | | | | | | | | |
| EUROPE CAPPED INDEX | | | | | | | | | | | | | | | | | | |
| EUROPE EURO ZONE CAPPED INDEX | | | | | | | | | | | | | | | | | | |
| EUROPE EURO ZONE INDEX | | | | | | | | | | | | | | | | | | |
| EUROPE EX UK CAPPED INDEX | | | | | | | | | | | | | | | | | | |
| EUROPE EX UK DIVIDEND+ INDEX | | | | | | | | | | | | | | | | | | |
| EUROPE EX UK INDEX | | | | | | | | | | | | | | | | | | |
| EUROPE INDEX | | | | | | | | | | | | | | | | | | |
| EUROPE NON-REITS INDEX | | | | | | | | | | | | | | | | | | |
| EUROPE REITS INDEX | | | | | | | | | | | | | | | | | | |
| EUROPE UK RESTRICTED INDEX | | | | | | | | | | | | | | | | | | |
| GLOBAL DIVIDEND+ INDEX | | | | | | | | | | | | | | | | | | |
| GLOBAL EX US INDEX | | | | | | | | | | | | | | | | | | |
| GLOBAL INDEX | | | | | | | | | | | | | | | | | | |
| HONG KONG INDEX | | | | | | | | | | | | | | | | | | |
| JAPAN INDEX | | | | | | | | | | | | | | | | | | |
| NORTH AMERICA INDEX | | | | | | | | | | | | | | | | | | |
| UK INDEX | | | | | | | | | | | | | | | | | | |
| US DIVIDEND+ INDEX | | | | | | | | | | | | | | | | | | |
| US INDEX | | | | | | | | | | | | | | | | | | |



| | | | | | | | | | | | | | | | | | | |
|-------------------------------|---------|---------|--|--|--|--|--|--|--|--|--|---------|---------|--|--|--|--|---------|
| ASIA 33 INDEX | 3220369 | | | | | | | | | | | | | | | | | |
| ASIA DIVIDEND+ INDEX | 2677759 | | | | | | | | | | | | | | | | | |
| ASIA INDEX | 1313678 | 1313682 | | | | | | | | | | | | | | | | |
| AUSTRALIA INDEX | | | | | | | | | | | | 1314427 | | | | | | |
| EUROPE CAPPED INDEX | 3191123 | | | | | | | | | | | | | | | | | |
| EUROPE EURO ZONE CAPPED INDEX | 3191105 | | | | | | | | | | | | | | | | | |
| EUROPE EURO ZONE INDEX | 1125979 | | | | | | | | | | | | | | | | | |
| EUROPE EX UK CAPPED INDEX | 3191135 | | | | | | | | | | | | | | | | | |
| EUROPE EX UK DIVIDEND+ INDEX | 2289296 | | | | | | | | | | | | | | | | | |
| EUROPE EX UK INDEX | 1148944 | | | | | | | | | | | | | | | | | |
| EUROPE INDEX | 1129954 | 1148773 | | | | | | | | | | | | | | | | |
| EUROPE NON-REITS INDEX | 3135983 | | | | | | | | | | | | | | | | | |
| EUROPE REITS INDEX | 3135068 | | | | | | | | | | | | | | | | | |
| EUROPE UK RESTRICTED INDEX | 1181456 | | | | | | | | | | | | | | | | | |
| GLOBAL DIVIDEND+ INDEX | 2677743 | | | | | | | | | | | | | | | | | |
| GLOBAL EX US INDEX | 2337944 | | | | | | | | | | | | | | | | | |
| GLOBAL INDEX | 1313614 | 1313646 | | | | | | | | | | | | | | | | |
| HONG KONG INDEX | | | | | | | | | | | | | 1314349 | | | | | |
| JAPAN INDEX | | | | | | | | | | | | | 1314439 | | | | | |
| NORTH AMERICA INDEX | 1313713 | 1314124 | | | | | | | | | | | | | | | | |
| UK INDEX | | | | | | | | | | | | | | | | | | 1126372 |
| US DIVIDEND+ INDEX | 2677767 | | | | | | | | | | | | | | | | | |
| US INDEX | | 1314322 | | | | | | | | | | | | | | | | |

DATE: JUNE 2008 CONTACT DETAILS:

EPRA: Schiphol Boulevard 283, 1118 BH Schiphol Airport, The Netherlands, T +31 20 405 3830, F +31 20 405 3840, E info@epra.com, W www.epra.com
 NAREIT: 1875 Eye Street, N.W., Suite 600, Washington D.C. 20006, USA, T +1 202 739 9400, F +1 202 739 9401, E info@nareit.com, W www.nareit.com

CONTACTS



EPRA

EPRA
Schiphol Boulevard 283
1118 BH Schiphol Airport
The Netherlands
Tel: +31 20 405 3830
Fax: +31 20 405 3840
E-mail: info@epra.com
Website: www.epra.com



NAREIT

NAREIT
1875 Eye Street
N.W., Suite 600
Washington D.C., 20006
USA
Tel: +1 202 739 9400
Fax: +1 202 739 9401
E-mail: info@nareit.com
Website: www.nareit.com



FTSE

UK
Client Services
FTSE
12th Floor
10 Upper Bank Street
Canary Wharf
London, E14 5NP
UK
+44 (0) 20 7448 1810
+44 (0) 20 7448 1804 (fax)

France
Client Services
FTSE
40 rue La Boéte
75008 Paris
FRANCE
+33 (0) 1 53 76 82 88
+33 (0) 1 53 76 82 71 (fax)

Spain
Client Services
FTSE
Paseo de la Castellana 66,
28046 Madrid,
Spain
+34 (0) 91 411 37 87

Germany
Client Services
FTSE
Nibelungenplatz 3
60318 Frankfurt
GERMANY
+49 69 15685143
+49 69 15976604 (fax)

Hong Kong
Client Services
FTSE
Suite 609-612
One International Finance Centre
Hong Kong
+852 2230 5800
+852 2230 5804 (fax)
In Singapore please ring +65 223 3738

Japan
Client Services
FTSE
Yamato Seimei Building 21F,
1-1-7 Uchisaiwaicho,
Chiyoda-Ku,
Tokyo
JAPAN
+81 3 3581 2811
+81 3 3581 1423 (fax)

USA – East Coast
Client Services
FTSE
1330 Avenue of the Americas,
10th Floor,
New York,
New York 10019
+(1) 212 641 6160
+(1) 212 641 6190 (fax)

USA – West Coast
Client Services
FTSE Americas Inc.
251 Post Street,
Suite 200,
San Francisco, CA 94108
USA
+1 415 445 5660
+1 415 445 5666 (fax)

E-mail: info@ftse.com
Website: www.ftse.com

DATE: JUNE 2008 CONTACT DETAILS:

EPRA: Schiphol Boulevard 283, 1118 BH Schiphol Airport, The Netherlands, T +31 20 405 3830, F +31 20 405 3840, E info@epra.com, W www.epra.com
NAREIT: 1875 Eye Street, N.W., Suite 600, Washington D.C. 20006, USA, T +1 202 739 9400, F + 1 202 739 9401, E info@nareit.com, W www.nareit.com



EPRA DISCLAIMER

EPRA® does not intend this presentation to be a solicitation related to any particular company, nor does it intend to provide investment, legal or tax advice. Investors should consult with their own investment, legal or tax advisers regarding the appropriateness of investing in any of the securities or investment strategies discussed in this presentation. Nothing herein should be construed to be an endorsement by EPRA of any specific company or products or as an offer to sell or a solicitation to buy any security or other financial instrument or to participate in any trading strategy. EPRA expressly disclaims any liability for the accuracy, timeliness or completeness of data in this presentation. Unless otherwise indicated, all data are derived from, and apply only to, publicly traded securities. Any investment returns or performance data (past, hypothetical, or otherwise) are not necessarily indicative of future returns or performance.



NAREIT DISCLAIMER

NAREIT® does not intend this presentation to be a solicitation related to any particular company, nor does it intend to provide investment, legal or tax advice. Investors should consult with their own investment, legal or tax advisers regarding the appropriateness of investing in any of the securities or investment strategies discussed in this presentation. Nothing herein should be construed to be an endorsement by NAREIT of any specific company or products or as an offer to sell or a solicitation to buy any security or other financial instrument or to participate in any trading strategy. NAREIT expressly disclaims any liability for the accuracy, timeliness or completeness of data in this presentation. Unless otherwise indicated, all data are derived from, and apply only to, publicly traded securities. Any investment returns or performance data (past, hypothetical, or otherwise) are not necessarily indicative of future returns or performance.

DATE: JUNE 2008 CONTACT DETAILS:

EPRA: Schiphol Boulevard 283, 1118 BH Schiphol Airport, The Netherlands, T +31 20 405 3830, F +31 20 405 3840, E info@epra.com, W www.epra.com
NAREIT: 1875 Eye Street, N.W., Suite 600, Washington D.C. 20006, USA, T +1 202 739 9400, F + 1 202 739 9401, E info@nareit.com, W www.nareit.com



FTSE DISCLAIMER

© FTSE International Limited ("FTSE") 2008. All rights reserved.

"FTSE®" is a registered trade mark of the London Stock Exchange Plc and The Financial Times Limited and is used by FTSE under licence. "NAREIT®" is the trade mark of the National Association of Real Estate Investment Trusts and "EPRA®" is the trade mark of the European Public Real Estate Association.

The FTSE EPRA/NAREIT Global Real Estate Index Series (the "Index Series") is calculated by FTSE. All rights in and to the Index Series vest in FTSE and/or relevant partners. No part of this publication may be reproduced, stored in retrieval system or transmitted by any other form or means whether electronic, mechanical, photocopying, recording or otherwise without the prior permission of FTSE. All information is provided for information purposes only. Whilst every effort is made to ensure that all information given by FTSE in this publication is accurate, no responsibility or liability can be accepted by FTSE for any errors or for any loss arising from use of this publication. Distribution of FTSE index values and the use of FTSE indices to create financial products requires a license with FTSE.

DATE: JUNE 2008 CONTACT DETAILS:

EPRA: Schiphol Boulevard 283, 1118 BH Schiphol Airport, The Netherlands, T +31 20 405 3830, F +31 20 405 3840, E info@epra.com, W www.epra.com
NAREIT: 1875 Eye Street, N.W., Suite 600, Washington D.C. 20006, USA, T +1 202 739 9400, F + 1 202 739 9401, E info@nareit.com, W www.nareit.com