



# EPRA

European Public Real Estate Association

---

## Monthly Chart Book

---

July 2008

MONTHLY CHART BOOK

In association with:



**Introduction**

This chart book is intended to run in parallel with the EPRA Statistical Bulletin and Monthly Review. While the bulletin focuses on performance, the chart book will use this same data in an effort to identify historical trends and indicators. In this quick commentary, we will each month highlight a particular graph, either for explanation or for noteworthy developments when compared to the previous month.

**Graph**

This month's highlighted graph is Graph 23, the Candlesticks for the FTSE EPRA/NAREIT Global index, as shown on the right.

**Explanation**

Candlestick charts give an overview of the daily Open, High, Low, and Close price of the index over a certain period; in this case a month. The graph presents the relationship between these prices, and as such shows an indication of volatility.

The top points and bottom points of the vertical lines indicate the daily High and Low index value, and the top and bottom of the colored boxes indicate the daily open and close. The color red indicates that the index closed down on the day, and green indicates the index closed up. The larger the lines and colored boxes are, the more volatile the index was during the trading day.

**Other developments**

Last month, the Average True Range of the global index (Graph 4) rose to a record level, indicating increased volatility. In July, this indicator leveled off, and on a regional basis the indicators dropped; especially in Asia (Graph 28) and North America (Graph 70), where the ATR dropped to December 2006 and July 2005 levels respectively.

Otherwise noteworthy is the fact that the Relative Strength Indicator for Europe (Graph 50) has dropped to a level below 30, and as such can now be classified as a market that is oversold, according to the theory/model.

Graph 23: Candlesticks - Global



A leading factor behind this drop is the heavily weighted UK (Graph 160), and to a lesser extent Germany (Graph 132) and Italy (Graph 139). Although this European development does drag the Global RSI (Graph 5) downwards, it is still in the neutral zone.

Europe also seems to be responsible for the dropping Sharpe-ratio of the global index (Graph 16). High Sharpe ratios indicate a higher return for a given amount of risk, and hence Europe is experiencing a decreasing risk/return profile, whereas the United States appears steady and Asia rising.

When we look at dividend yields for individual countries, Australia springs out. Graph 36 compares the dividend yield for Asian countries, and although all Asian countries have bottomed out and now show rising dividend yields, the Australian yield has jumped to the highest level since December 1991. North American countries (Graph 78) and European countries (Graph 57) also show steadily rising yields, with Sweden and The Netherlands rising to March 2004 and March 2005 levels.

DATE: JULY 2008 CONTACT DETAILS:

EPRA: Schiphol Boulevard 283, 1118 BH Schiphol Airport, The Netherlands, T +31 20 405 3830, F +31 20 405 3840, E info@epra.com, W www.epra.com  
 NAREIT: 1875 Eye Street, N.W., Suite 600, Washington D.C. 20006, USA, T +1 202 739 9400, F + 1 202 739 9401, E info@nareit.com, W www.nareit.com

## Contents

<b>Page</b>	<b>4</b>	<b>Section 1 - Global</b>	<b>Page</b>	<b>57</b>	<b>Section 5.9 - Netherlands</b>
<b>Page</b>	<b>11</b>	<b>Section 2 - Asia</b>	<b>Page</b>	<b>60</b>	<b>Section 5.10 - Sweden</b>
<b>Page</b>	<b>18</b>	<b>Section 3 - Europe</b>	<b>Page</b>	<b>63</b>	<b>Section 5.11 - United Kingdom</b>
<b>Page</b>	<b>25</b>	<b>Section 4 - North America</b>	<b>Page</b>	<b>66</b>	<b>Section 5.12 - Canada</b>
<b>Page</b>	<b>32</b>	<b>Section 5 - Individual Countries</b>	<b>Page</b>	<b>69</b>	<b>Section 5.13 - United States</b>
Page	33	Section 5.1 - Australia	<b>Page</b>	<b>72</b>	<b>Section 6 - End of Year Constituents Chart</b>
Page	36	Section 5.2 - Hong Kong	<b>Page</b>	<b>90</b>	<b>Section 7 - Details on Methodology</b>
Page	39	Section 5.3 - Japan	<b>Page</b>	<b>94</b>	<b>Section 8 - Data Vendor Codes</b>
Page	42	Section 5.4 - Singapore	<b>Page</b>	<b>105</b>	<b>Contacts</b>
Page	45	Section 5.5 - Belgium	<b>Page</b>	<b>106</b>	<b>Disclaimer</b>
Page	48	Section 5.6 - France			
Page	51	Section 5.7 - Germany			
Page	54	Section 5.8 - Italy			

**For an explanation of the graphs and details on the calculation, please refer to Section 7.**

**A disclaimer applies to this document. Please refer to pages 106 and 107.**

DATE: JULY 2008 CONTACT DETAILS:

EPRA: Schiphol Boulevard 283, 1118 BH Schiphol Airport, The Netherlands, T +31 20 405 3830, F +31 20 405 3840, E info@epra.com, W www.epra.com  
NAREIT: 1875 Eye Street, N.W., Suite 600, Washington D.C. 20006, USA, T +1 202 739 9400, F + 1 202 739 9401, E info@nareit.com, W www.nareit.com

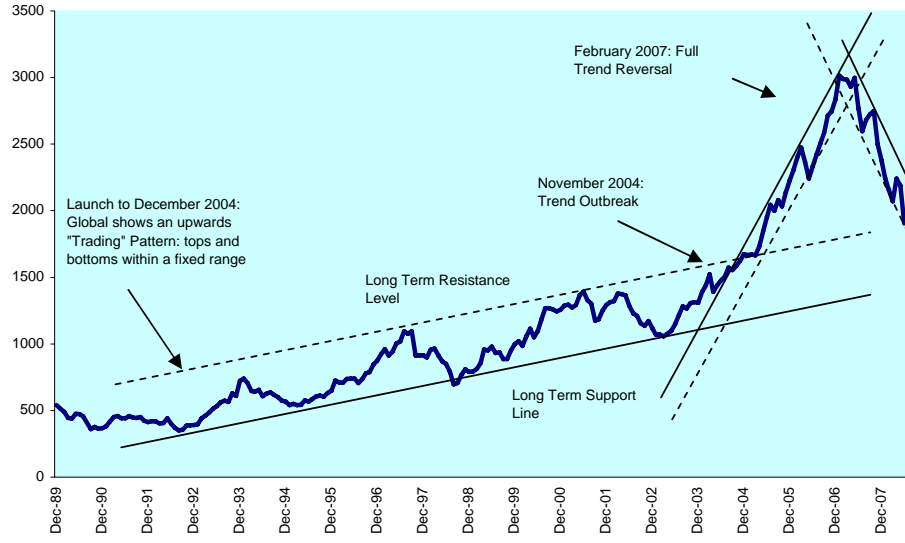
## Section 1

### Global

DATE: JULY 2008 CONTACT DETAILS:

EPRA: Schiphol Boulevard 283, 1118 BH Schiphol Airport, The Netherlands, T +31 20 405 3830, F +31 20 405 3840, E [info@epra.com](mailto:info@epra.com), W [www.epra.com](http://www.epra.com)  
NAREIT: 1875 Eye Street, N.W., Suite 600, Washington D.C. 20006, USA, T +1 202 739 9400, F + 1 202 739 9401, E [info@nareit.com](mailto:info@nareit.com), W [www.nareit.com](http://www.nareit.com)

**Graph 1: Long Term Technical Analysis - Global \*\*\***

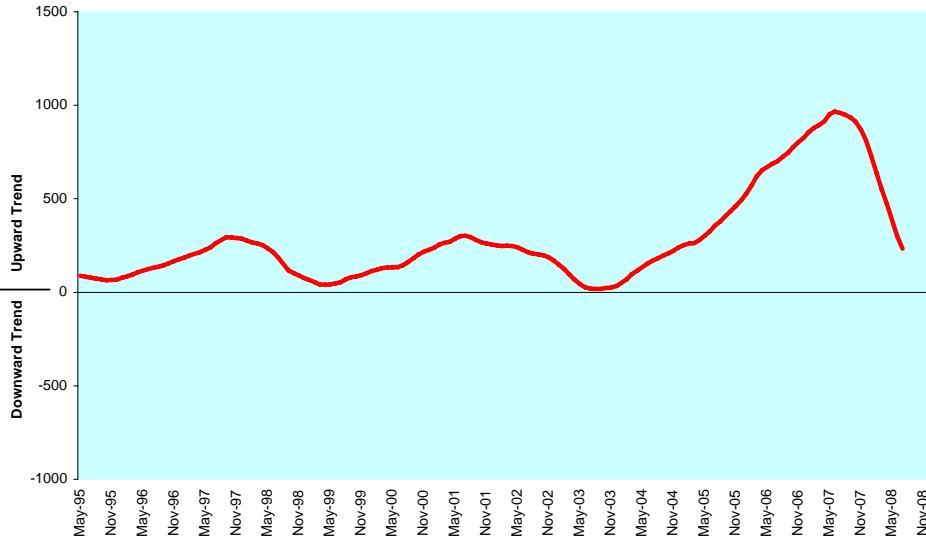


\*\*\* A disclaimer applies to this graph. Please refer to pages 106 and 107.

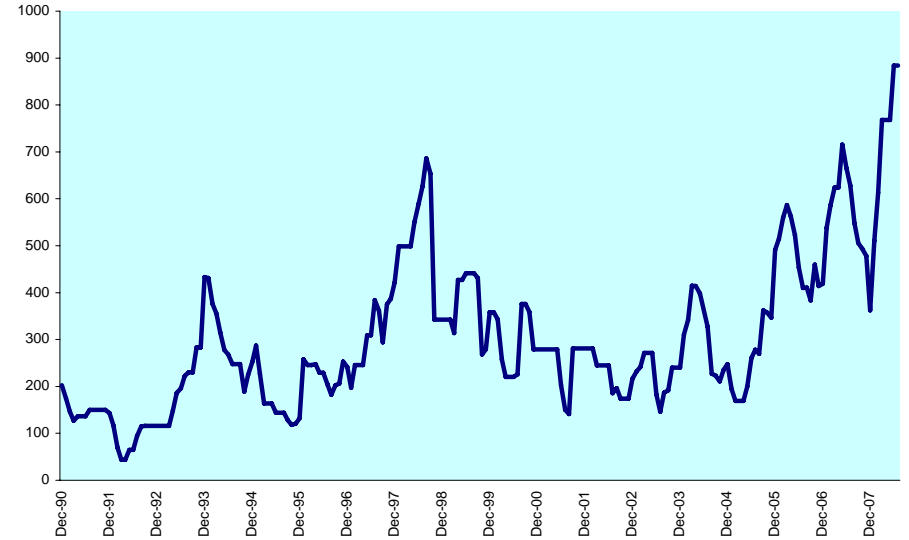
**Graph 2: 1Y Retracement Levels - Global**



**Graph 3: Moving Averages: 5 Year vs 1 Year Oscillator - Global**



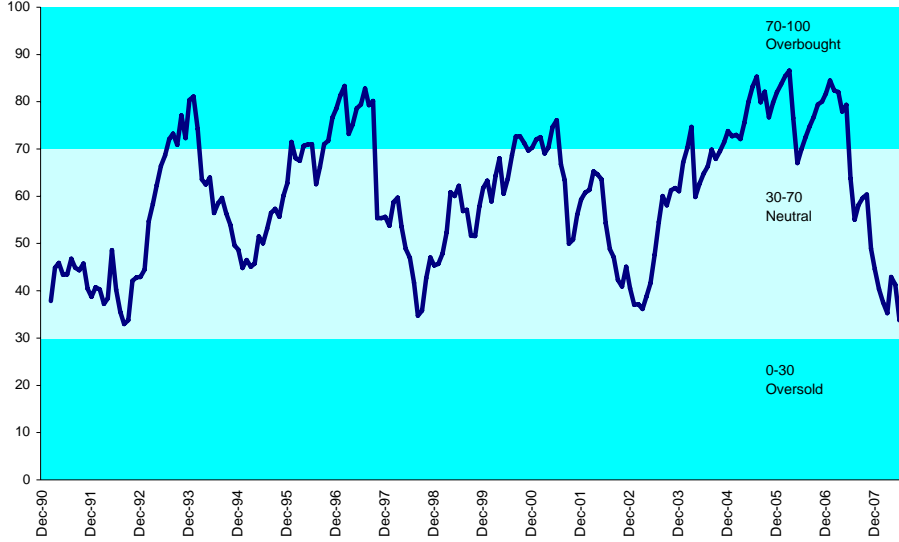
**Graph 4: Average True Range (Index Points) - Global**



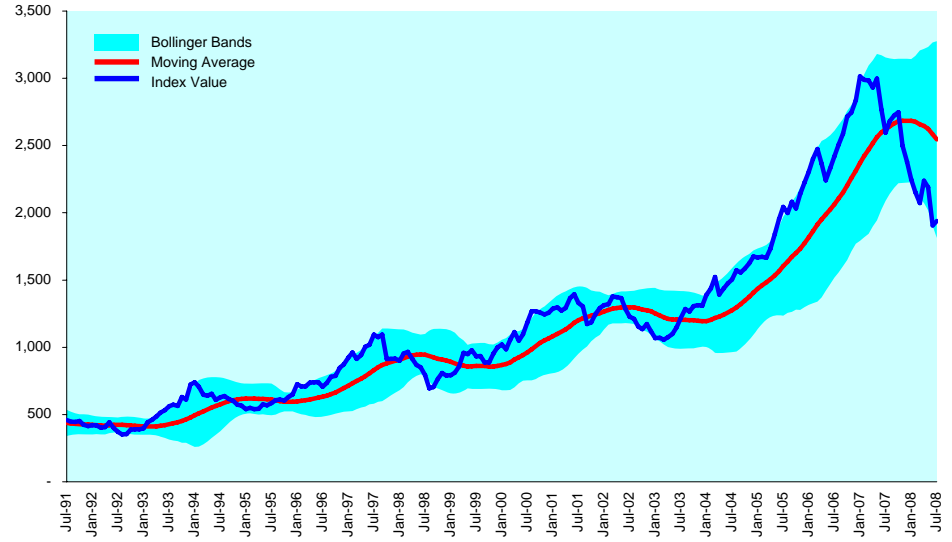
DATE: JULY 2008 CONTACT DETAILS:

EPRA: Schiphol Boulevard 283, 1118 BH Schiphol Airport, The Netherlands, T +31 20 405 3830, F +31 20 405 3840, E info@epra.com, W www.epra.com  
 NAREIT: 1875 Eye Street, N.W., Suite 600, Washington D.C. 20006, USA, T +1 202 739 9400, F +1 202 739 9401, E info@nareit.com, W www.nareit.com

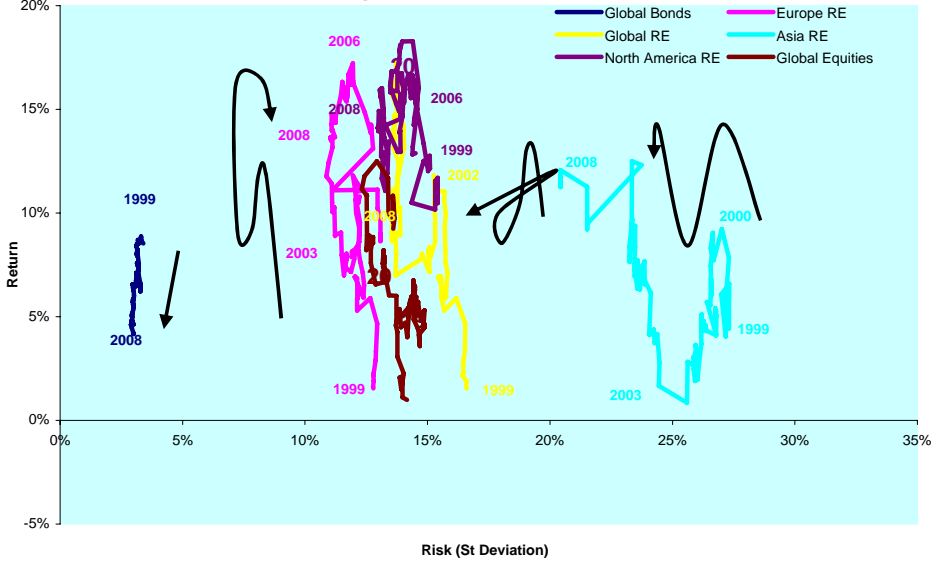
**Graph 5: Relative Strength Indicator - Global**



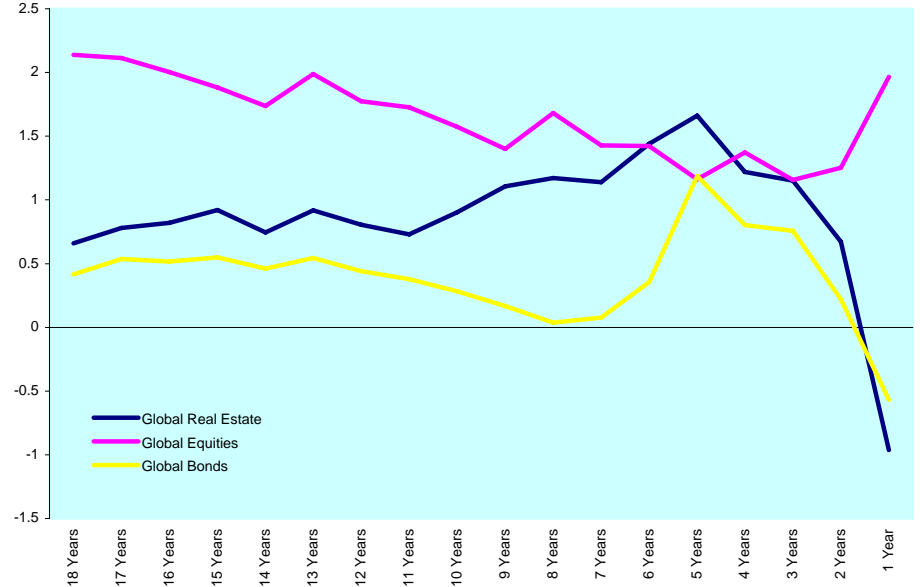
**Graph 6: 20 Month Bollinger Bands - Global**



**Graph 7: Rolling 10 Years Risk/Return Profile - Global**



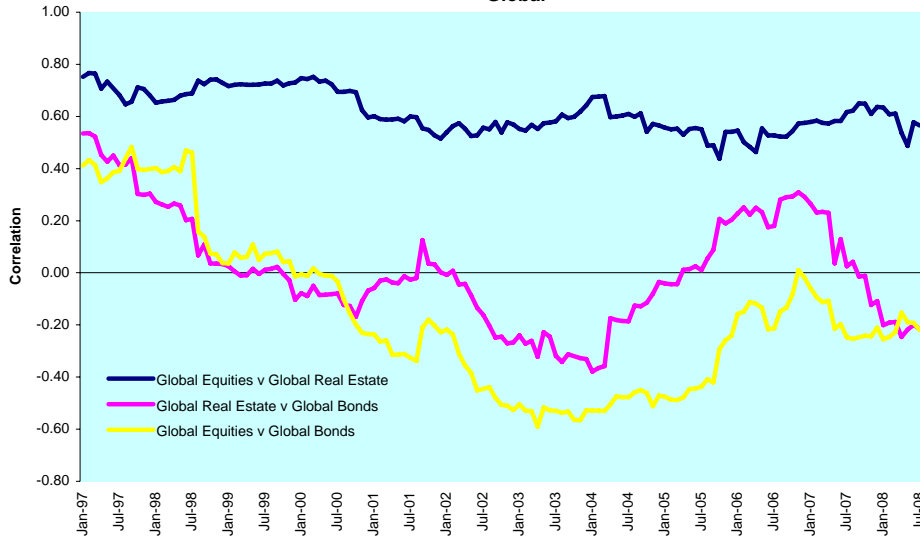
**Graph 8: Investment Horizons - Global**



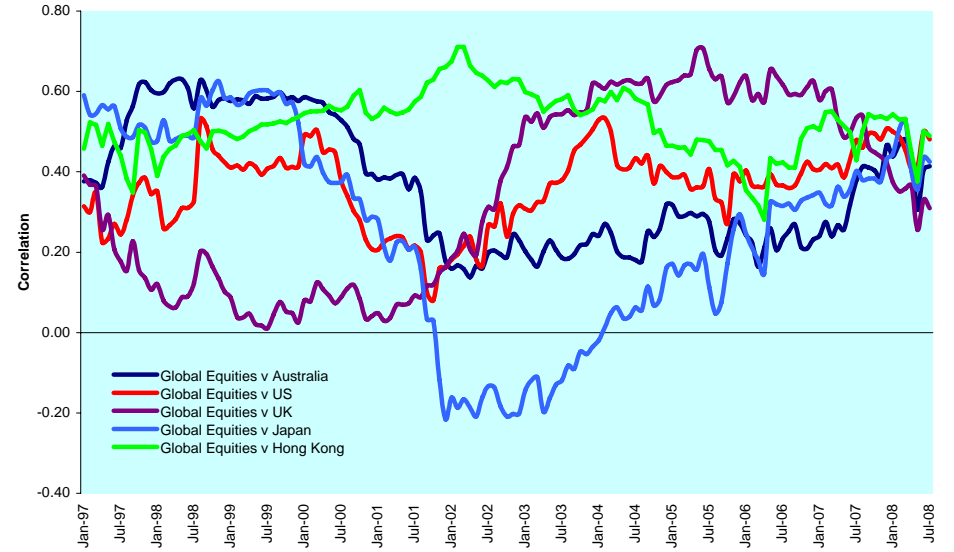
DATE: JULY 2008 CONTACT DETAILS:

EPRA: Schiphol Boulevard 283, 1118 BH Schiphol Airport, The Netherlands, T +31 20 405 3830, F +31 20 405 3840, E info@epra.com, W www.epra.com  
 NAREIT: 1875 Eye Street, N.W., Suite 600, Washington D.C. 20006, USA, T +1 202 739 9400, F + 1 202 739 9401, E info@nareit.com, W www.nareit.com

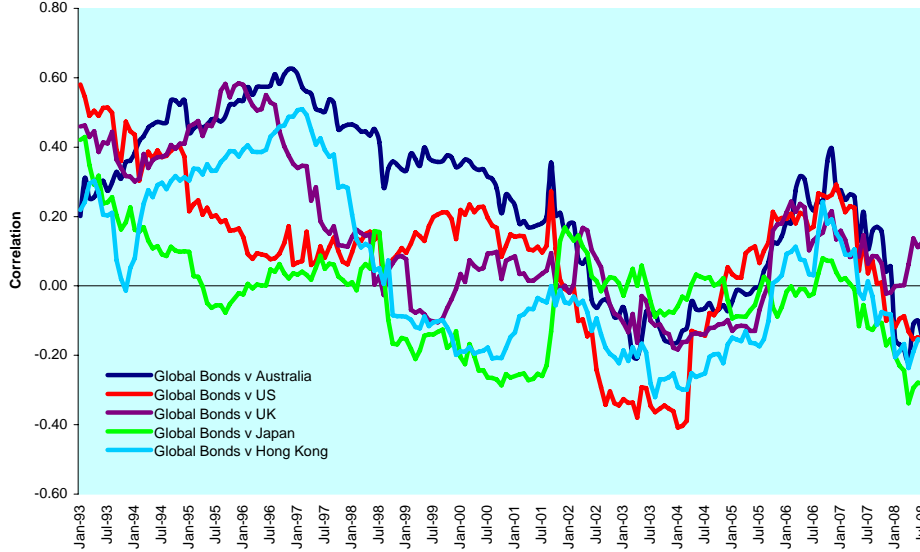
**Graph 9: Real Estate, Equities & Bonds: 36 Months Asset Class Correlations - Global**



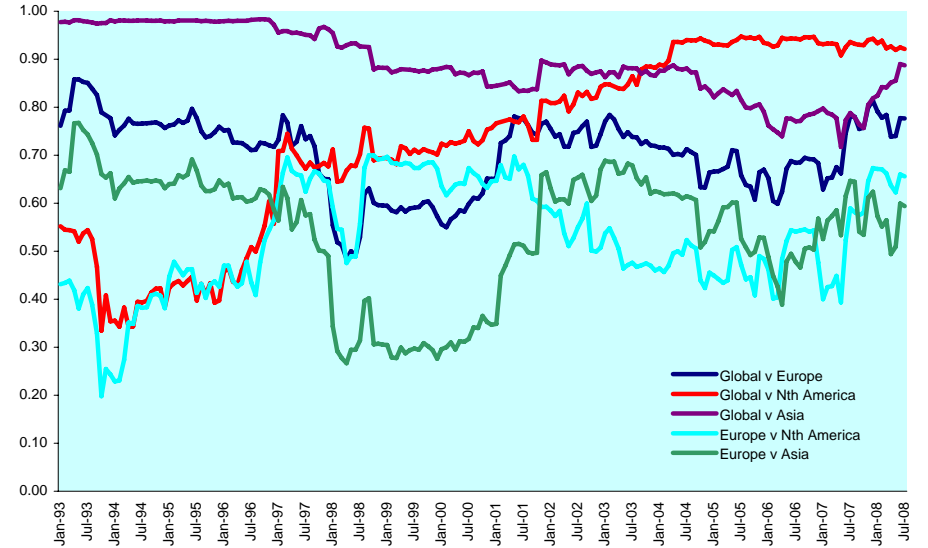
**Graph 10: Top 5 Countries vs. Global Equities: 36 Months Correlations - Global**



**Graph 11: Top 5 Countries vs. Global Bonds: 36 Months Correlations - Global**



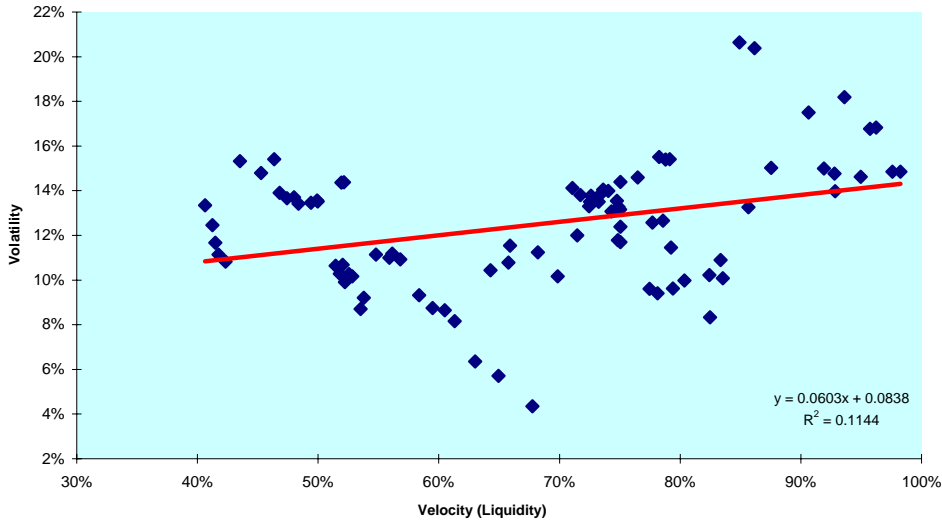
**Graph 12: Global & Regional 36 Months Correlations (EUR) - Global**



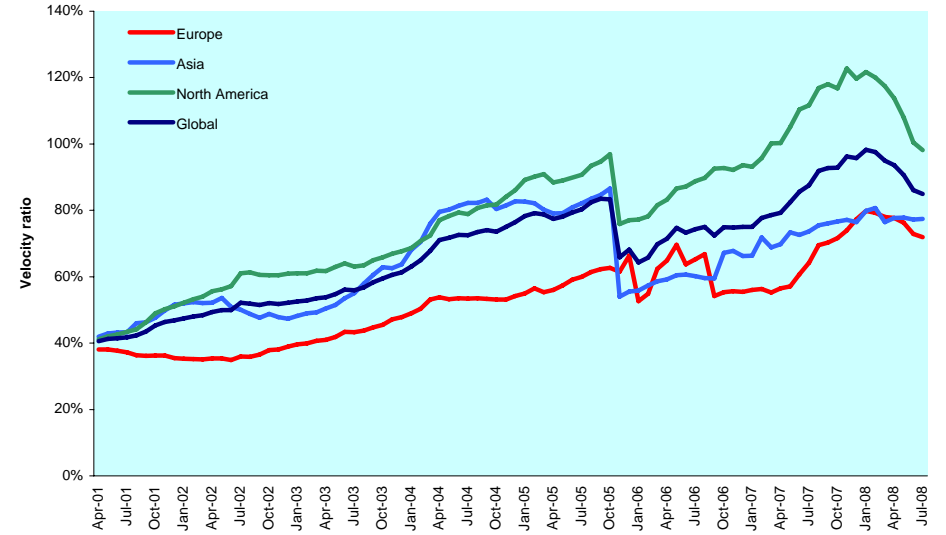
DATE: JULY 2008 CONTACT DETAILS:

EPRA: Schiphol Boulevard 283, 1118 BH Schiphol Airport, The Netherlands, T +31 20 405 3830, F +31 20 405 3840, E info@epra.com, W www.epra.com  
 NAREIT: 1875 Eye Street, N.W., Suite 600, Washington D.C. 20006, USA, T +1 202 739 9400, F +1 202 739 9401, E info@nareit.com, W www.nareit.com

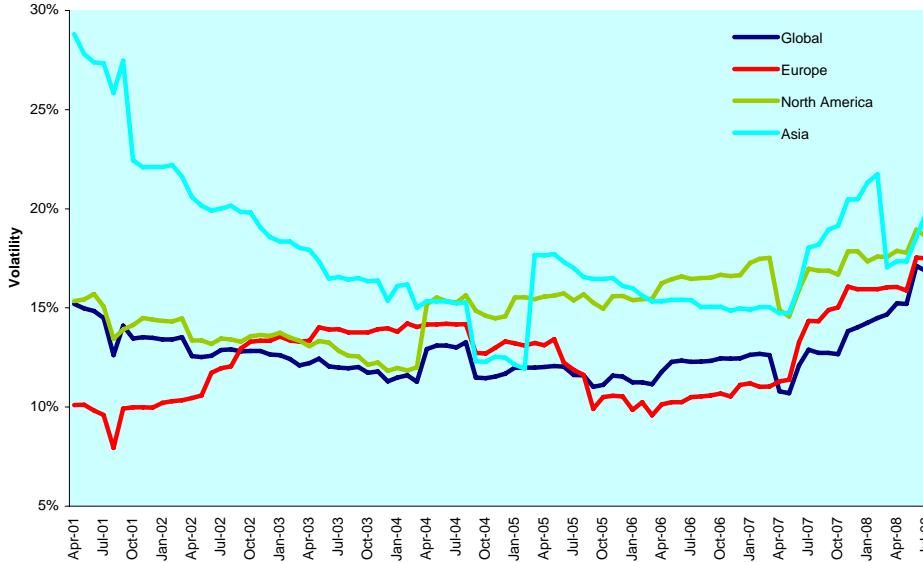
**Graph 13: 36 Months Velocity vs. Volatility - Global**



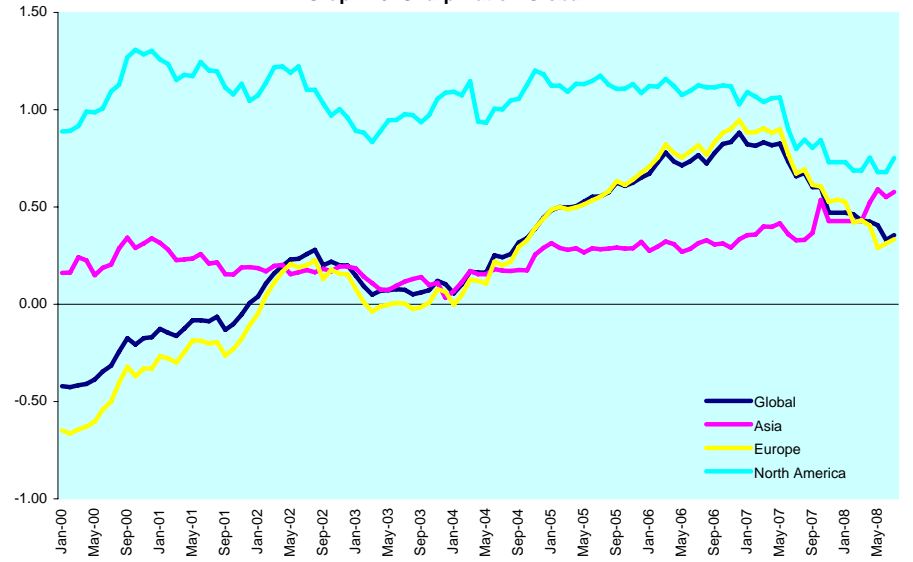
**Graph 14: 36 Months Annual Velocity - Global**



**Graph 15: 36 Months Rolling Volatility - Global**



**Graph 16: Sharp Ratio - Global**

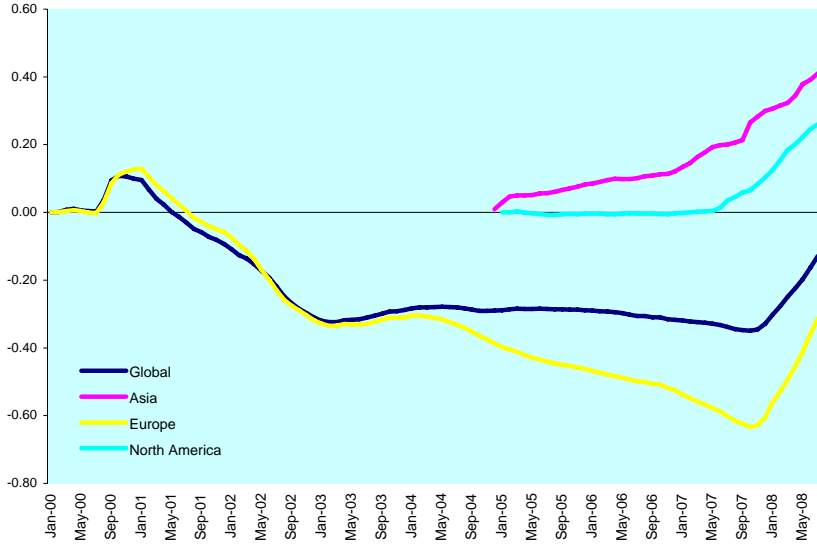


DATE: JULY 2008 CONTACT DETAILS:

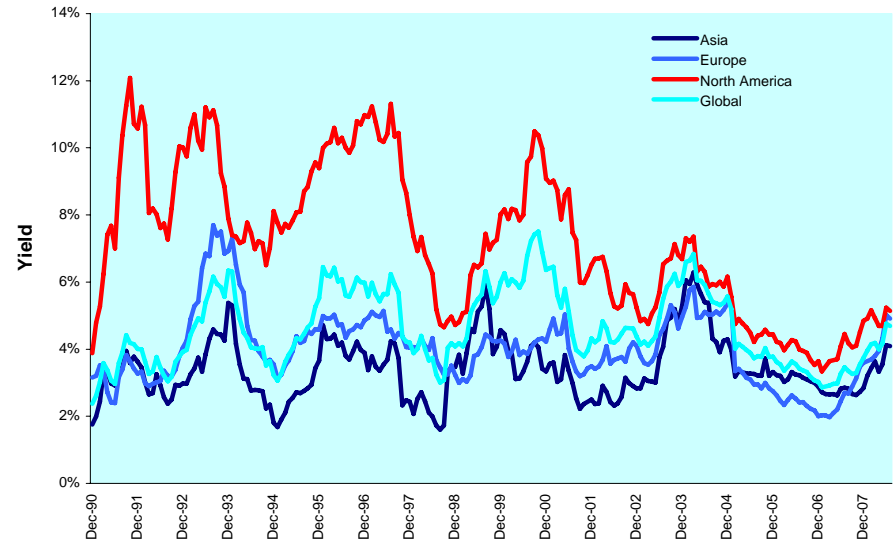
Epra: Schiphol Boulevard 283, 1118 BH Schiphol Airport, The Netherlands, T +31 20 405 3830, F +31 20 405 3840, E info@epa.com, W www.epa.com  
NAREIT: 1875 Eye Street, N.W., Suite 600, Washington D.C. 20006, USA, T +1 202 739 9400, F +1 202 739 9401, E info@nareit.com, W www.nareit.com



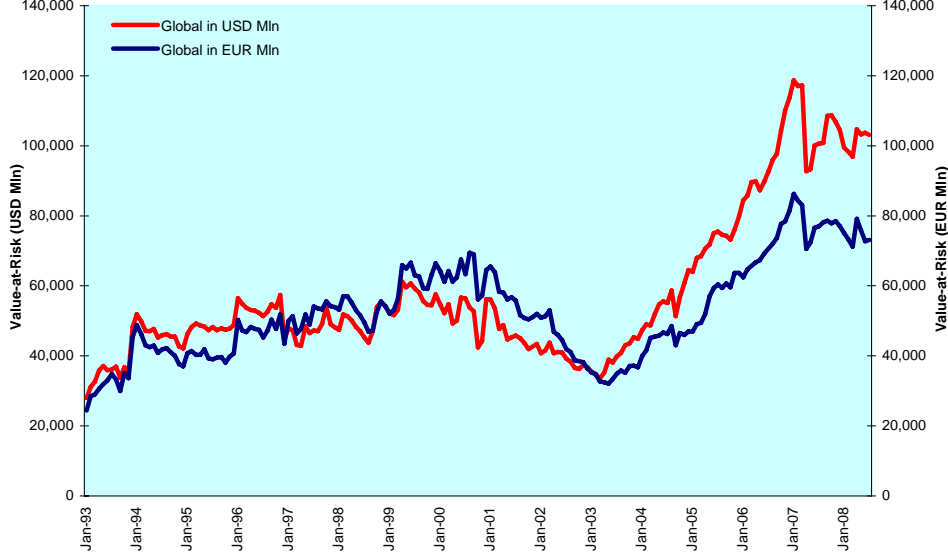
**Graph 17: Long Term Beta Coefficient - Global**



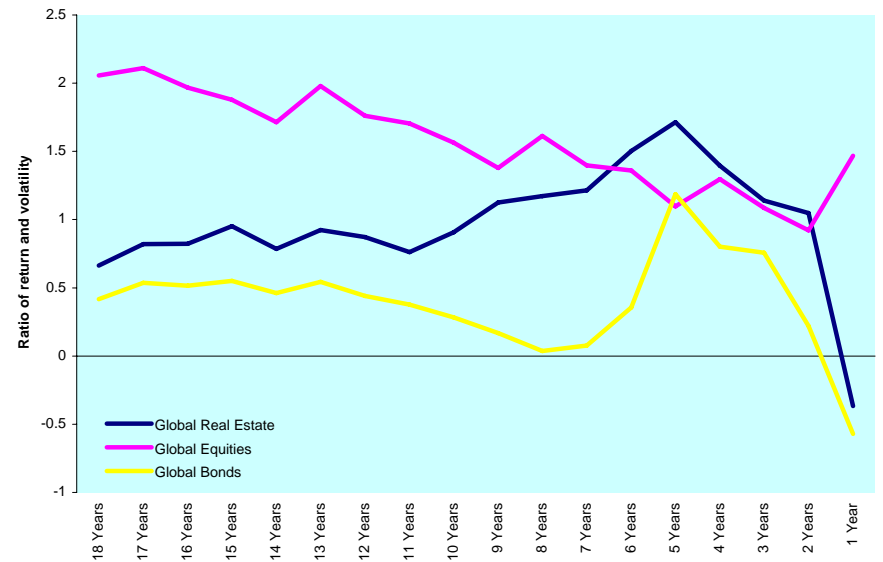
**Graph 18: 12 Months Dividend Yields (Local Currency) - Global**



**Graph 19: Equally Weighted Value-at-Risk - Global**



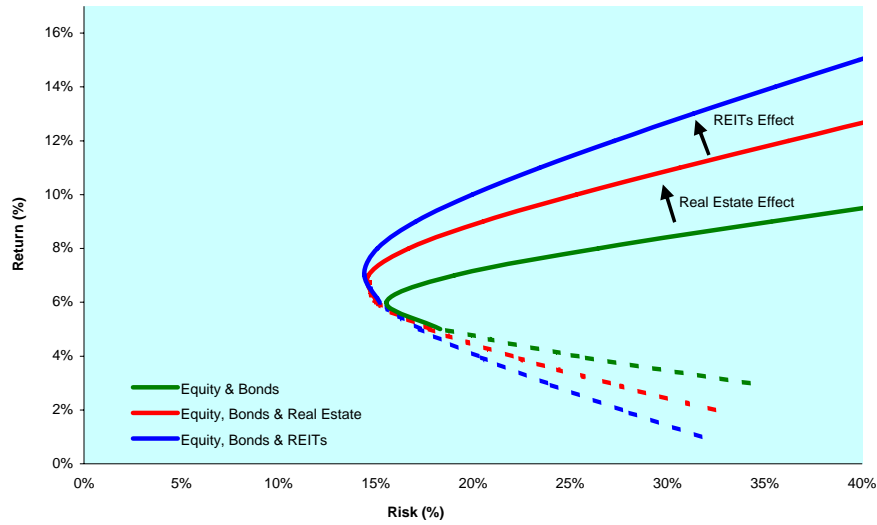
**Graph 20: Investment Horizons - Global**



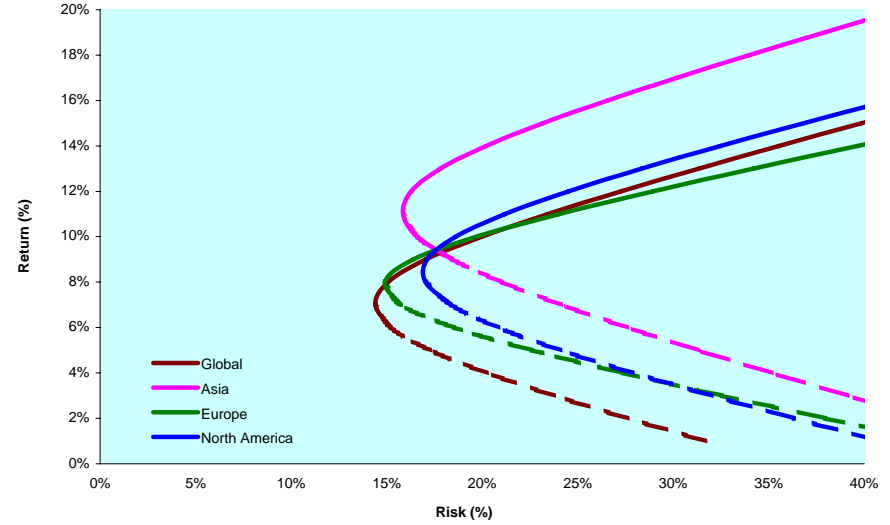
DATE: JULY 2008 CONTACT DETAILS:

EPRA: Schiphol Boulevard 283, 1118 BH Schiphol Airport, The Netherlands, T +31 20 405 3830, F +31 20 405 3840, E info@epra.com, W www.epra.com  
 NAREIT: 1875 Eye Street, N.W., Suite 600, Washington D.C. 20006, USA, T +1 202 739 9400, F + 1 202 739 9401, E info@nareit.com, W www.nareit.com

**Graph 21: Efficient Frontiers - Global**



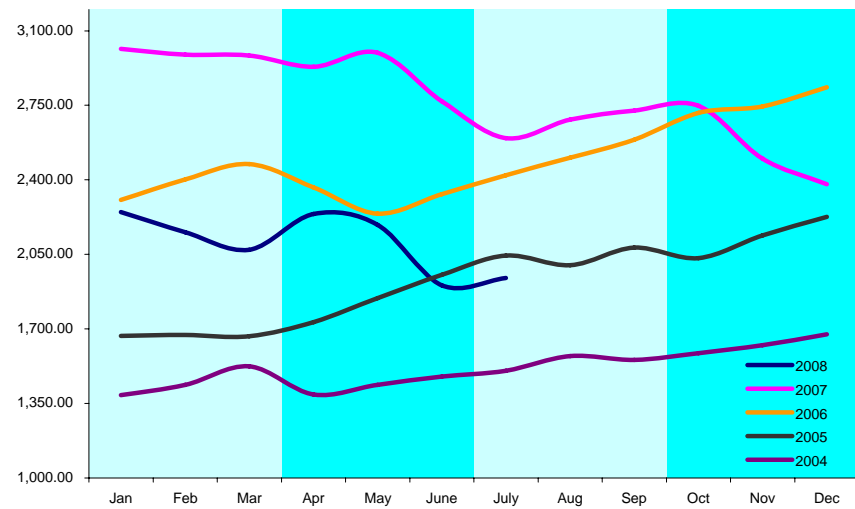
**Graph 22: Efficient Frontiers - Global - Regions**



**Graph 23: Candlesticks - Global**



**Graph 24: Seasonality Chart - Global**



DATE: JULY 2008 CONTACT DETAILS:

EPRA: Schiphol Boulevard 283, 1118 BH Schiphol Airport, The Netherlands, T +31 20 405 3830, F +31 20 405 3840, E info@epra.com, W www.epra.com  
 NAREIT: 1875 Eye Street, N.W., Suite 600, Washington D.C. 20006, USA, T +1 202 739 9400, F + 1 202 739 9401, E info@nareit.com, W www.nareit.com

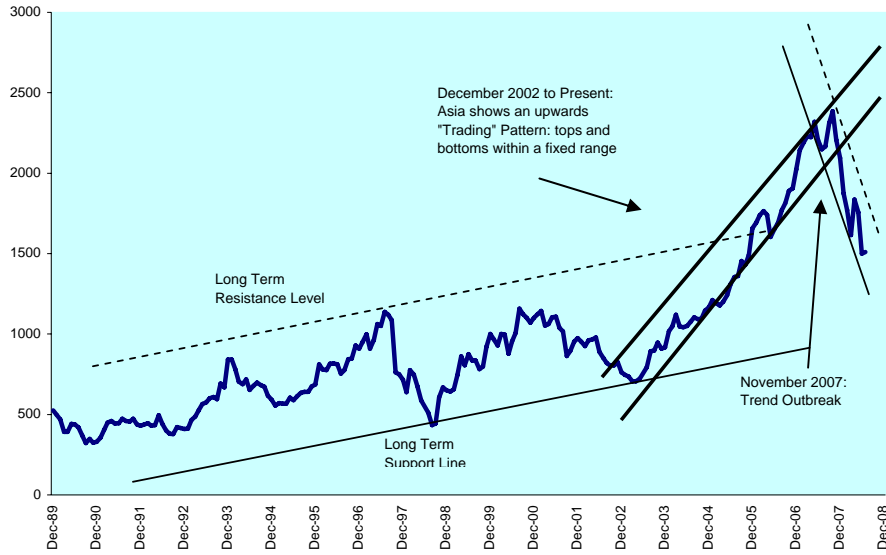
## Section 2

### Asia

DATE: JULY 2008 CONTACT DETAILS:

EPRA: Schiphol Boulevard 283, 1118 BH Schiphol Airport, The Netherlands, T +31 20 405 3830, F +31 20 405 3840, E [info@epra.com](mailto:info@epra.com), W [www.epra.com](http://www.epra.com)  
NAREIT: 1875 Eye Street, N.W., Suite 600, Washington D.C. 20006, USA, T +1 202 739 9400, F + 1 202 739 9401, E [info@nareit.com](mailto:info@nareit.com), W [www.nareit.com](http://www.nareit.com)

**Graph 25: Long Term Technical Analysis - Asia \*\*\***

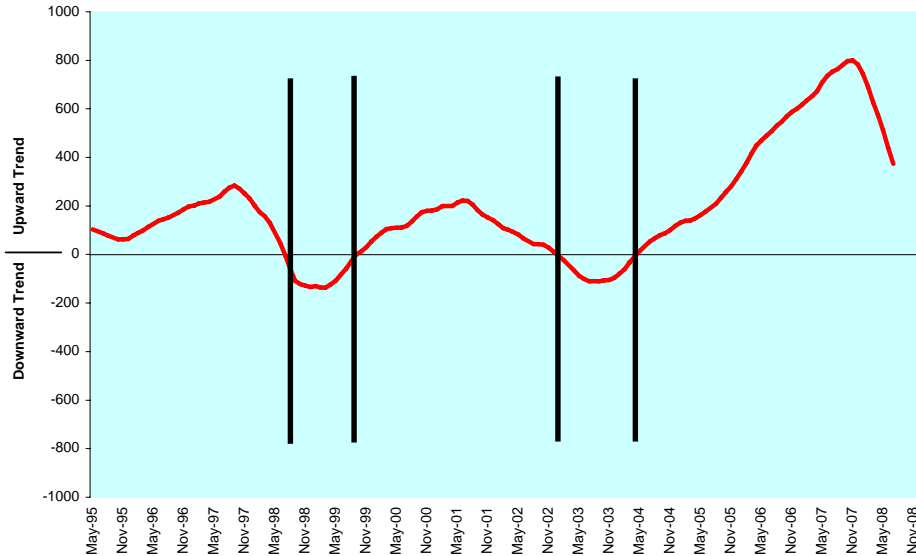


\*\*\* A disclaimer applies to this graph. Please refer to pages 106 and 107.

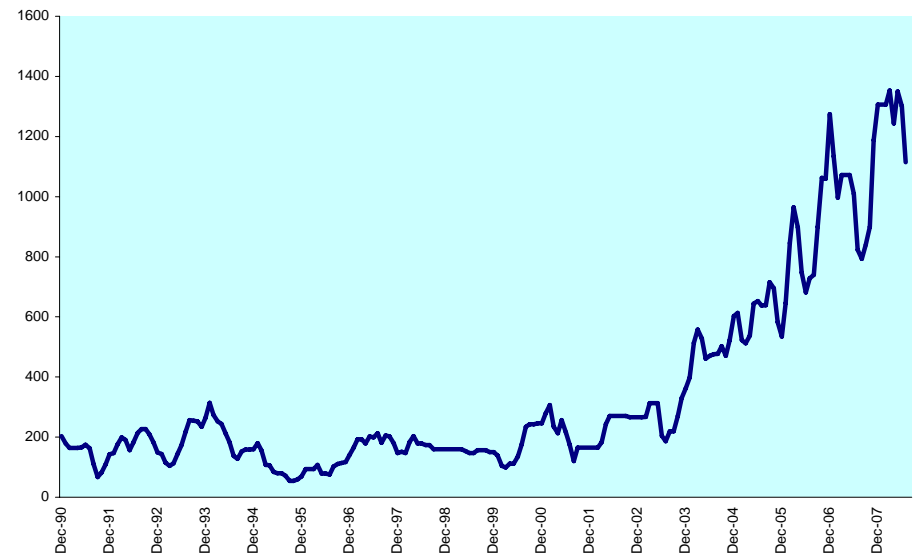
**Graph 26: 1Y Retracement Levels - Asia**



**Graph 27: Moving Averages: 5 Year vs 1 Year Oscillator - Asia**



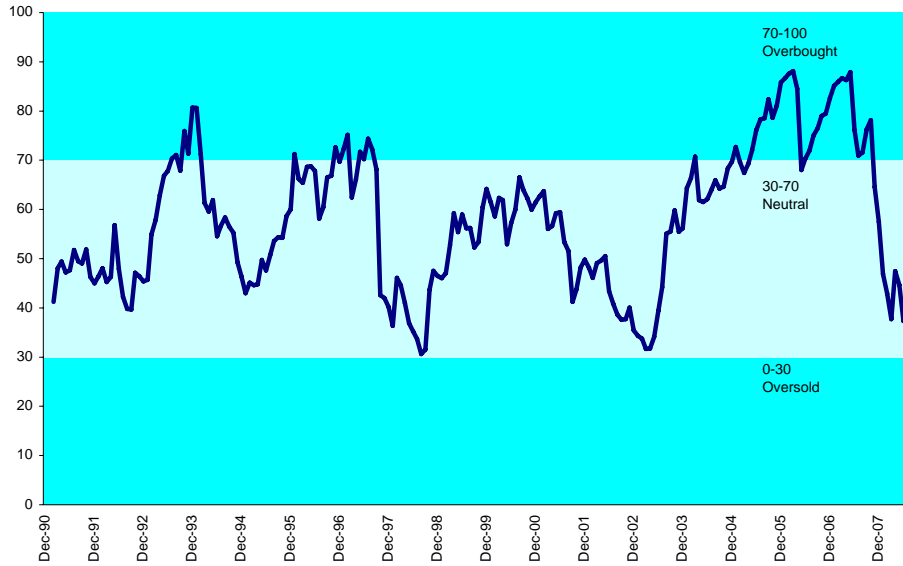
**Graph 28: Average True Range (Index Points) - Asia**



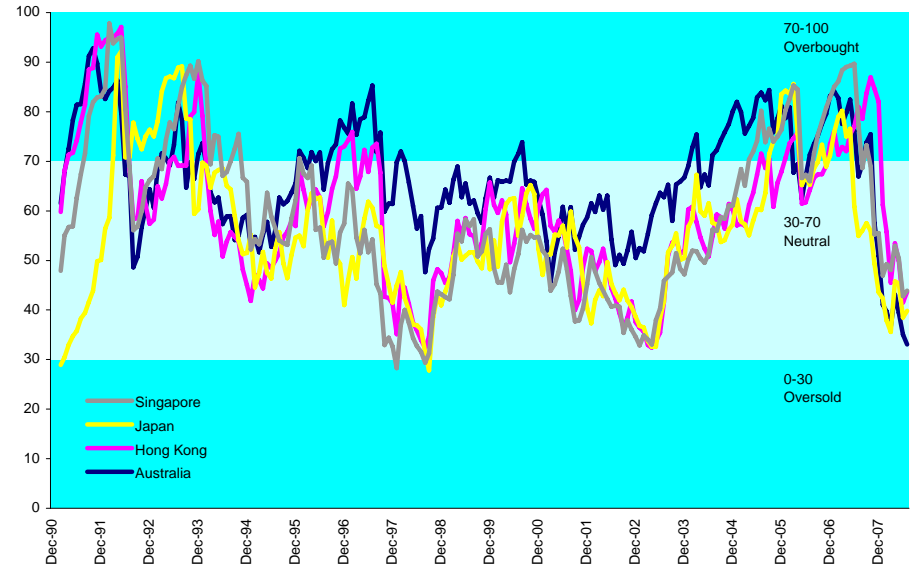
DATE: JULY 2008 CONTACT DETAILS:

EPRA: Schiphol Boulevard 283, 1118 BH Schiphol Airport, The Netherlands, T +31 20 405 3830, F +31 20 405 3840, E info@epra.com, W www.epra.com  
 NAREIT: 1875 Eye Street, N.W., Suite 600, Washington D.C. 20006, USA, T +1 202 739 9400, F +1 202 739 9401, E info@nareit.com, W www.nareit.com

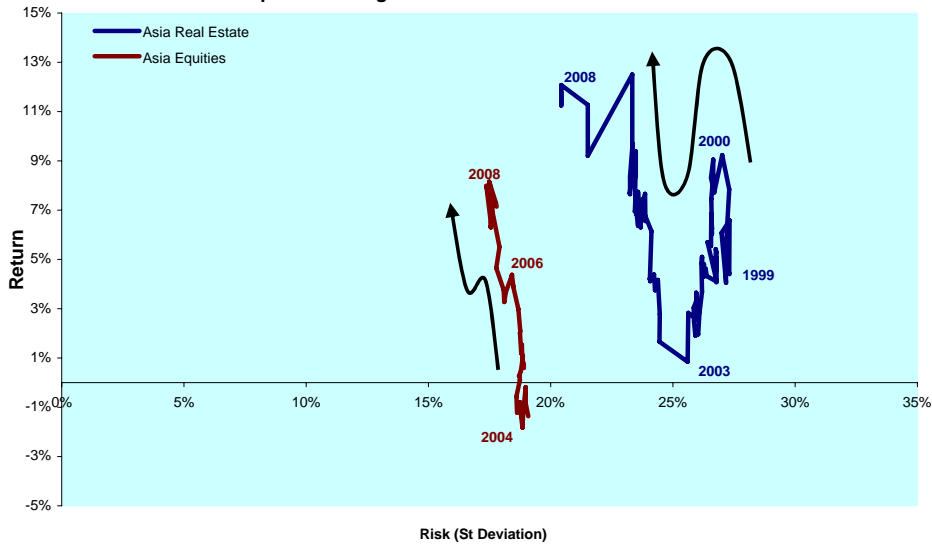
**Graph 29: Relative Strength Indicator - Asia**



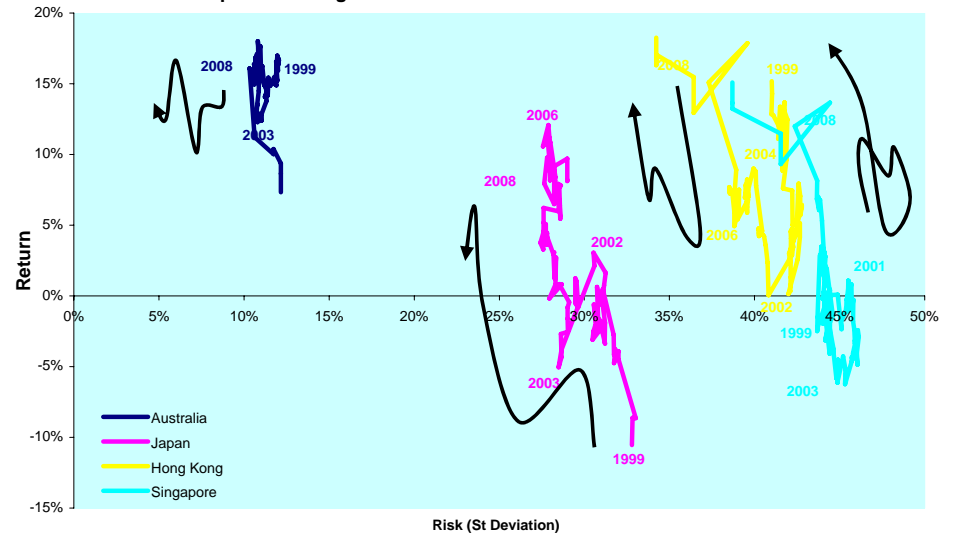
**Graph 30: Relative Strength Indicator - Asia Countries**



**Graph 31: Rolling 10 Years Risk/Return Profile - Asia**



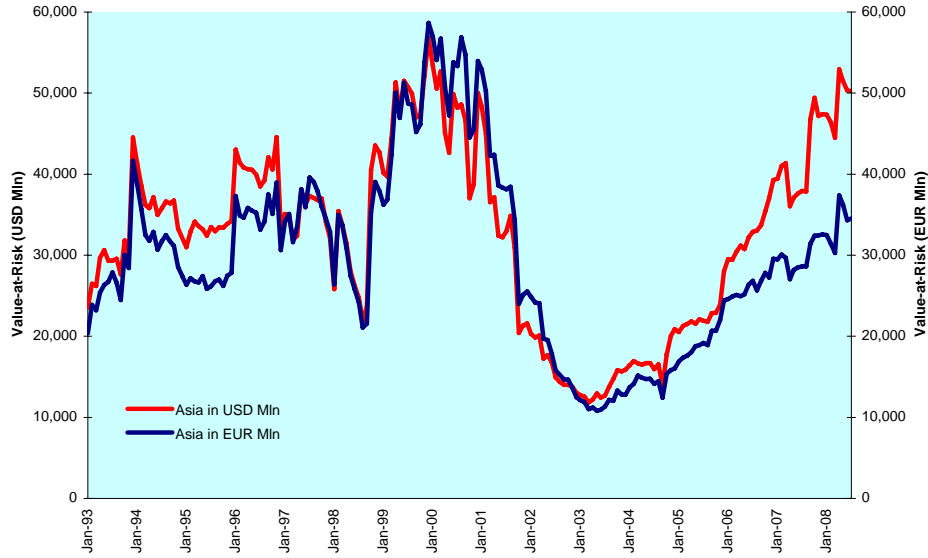
**Graph 32: Rolling 10 Years Risk/Return Profile - Asia Countries**



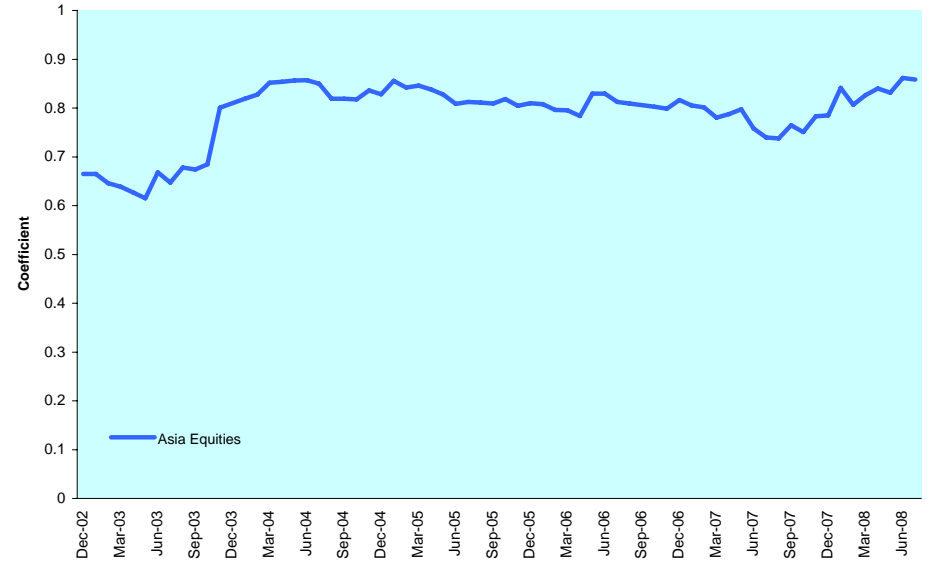
DATE: JULY 2008 CONTACT DETAILS:

EPRA: Schiphol Boulevard 283, 1118 BH Schiphol Airport, The Netherlands, T +31 20 405 3830, F +31 20 405 3840, E info@epra.com, W www.epra.com  
 NAREIT: 1875 Eye Street, N.W., Suite 600, Washington D.C. 20006, USA, T +1 202 739 9400, F +1 202 739 9401, E info@nareit.com, W www.nareit.com

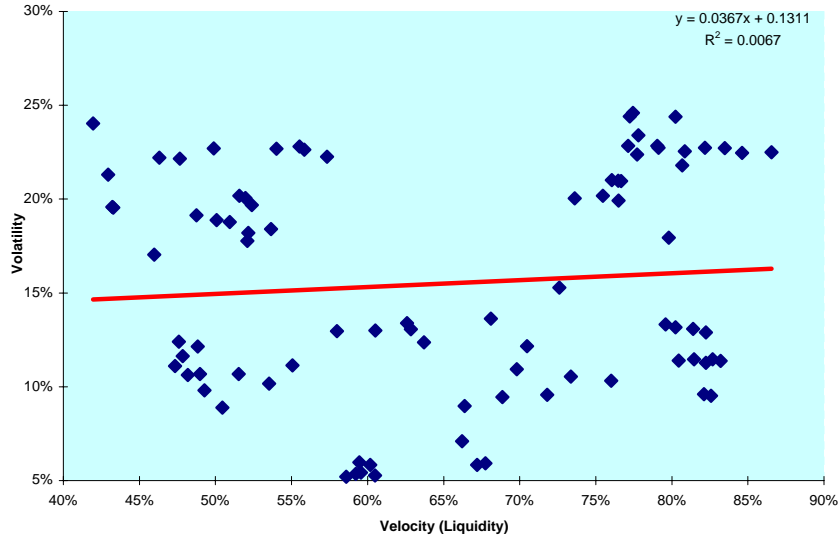
**Graph 33: Equally Weighted Value-at-Risk - Asia**



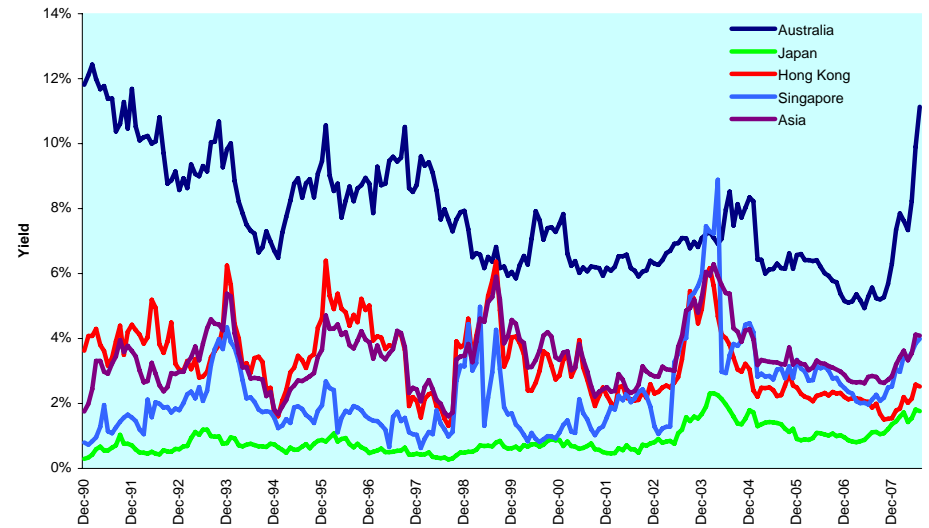
**Graph 34: Asset Classes Correlations - Asia**



**Graph 35: 36 Months Velocity vs. Volatility - Asia**



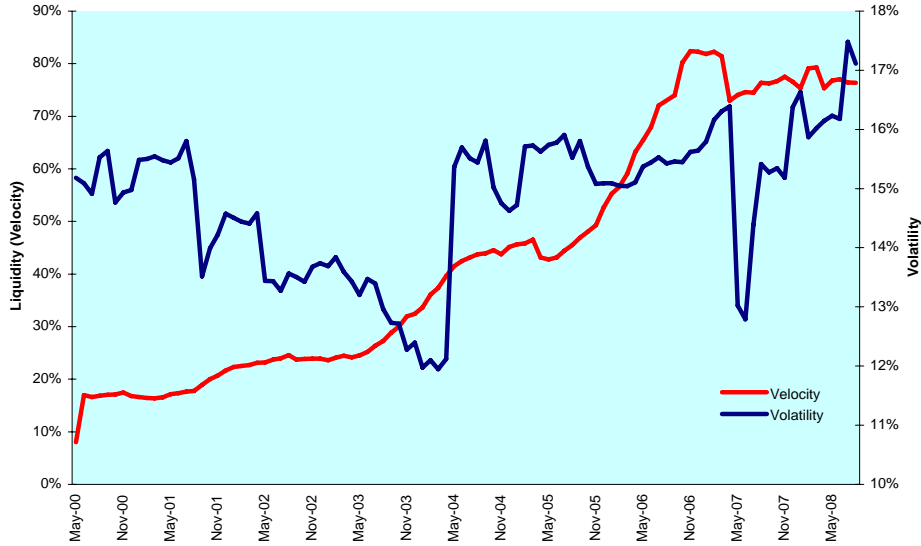
**Graph 36: 12 Months Dividend Yields (Local Currency) - Asia**



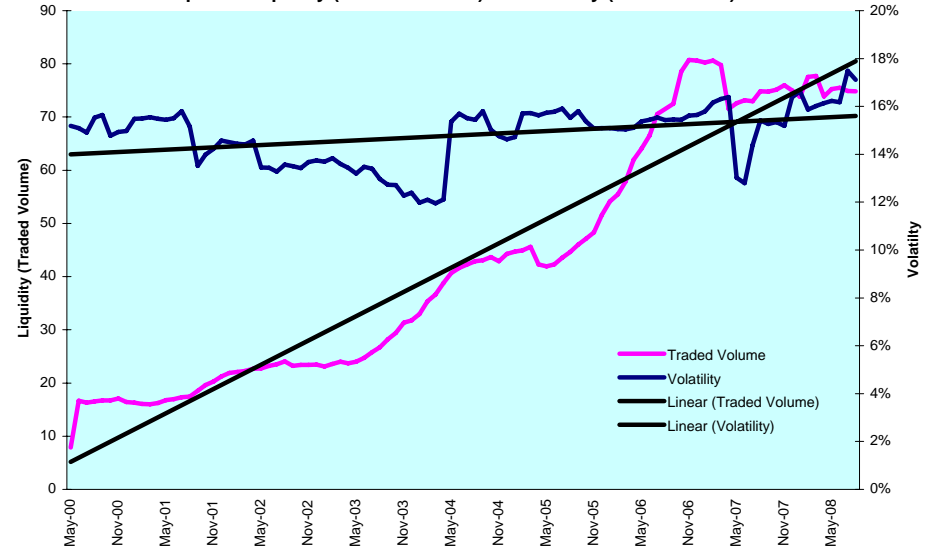
DATE: JULY 2008 CONTACT DETAILS:

EPRA: Schiphol Boulevard 283, 1118 BH Schiphol Airport, The Netherlands, T +31 20 405 3830, F +31 20 405 3840, E info@epra.com, W www.epra.com  
 NAREIT: 1875 Eye Street, N.W., Suite 600, Washington D.C. 20006, USA, T +1 202 739 9400, F + 1 202 739 9401, E info@nareit.com, W www.nareit.com

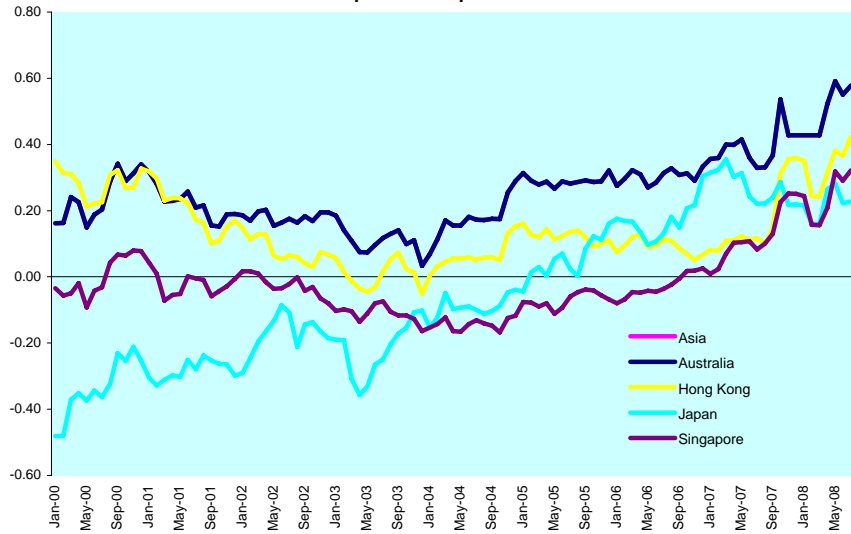
**Graph 37: Liquidity (Velocity) vs. Volatility (St. Deviation) - Asia**



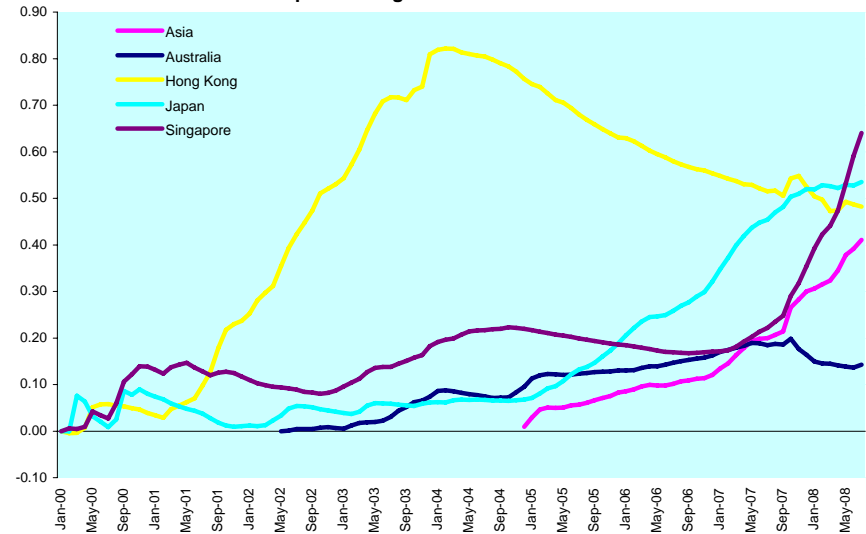
**Graph 38: Liquidity (Traded Volume) vs. Volatility (St. Deviation) - Asia**



**Graph 39: Sharp Ratio - Asia**



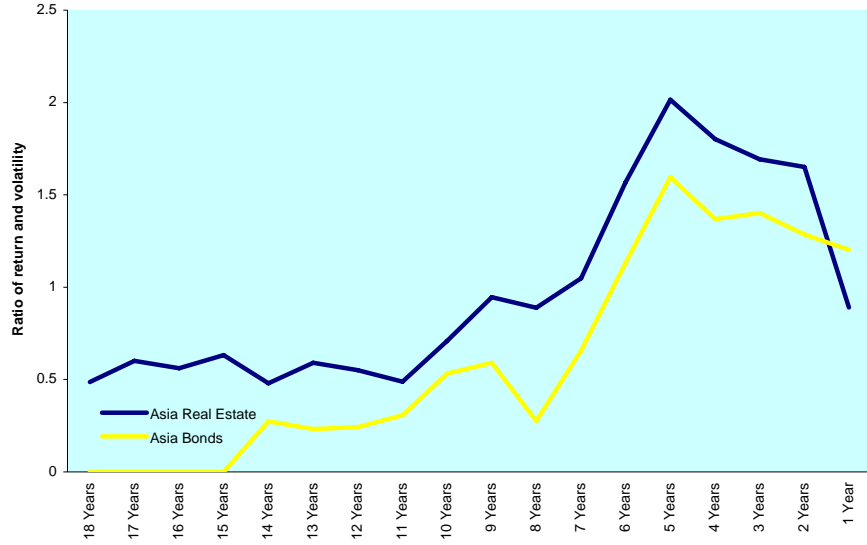
**Graph 40: Long Term Beta Coefficient - Asia**



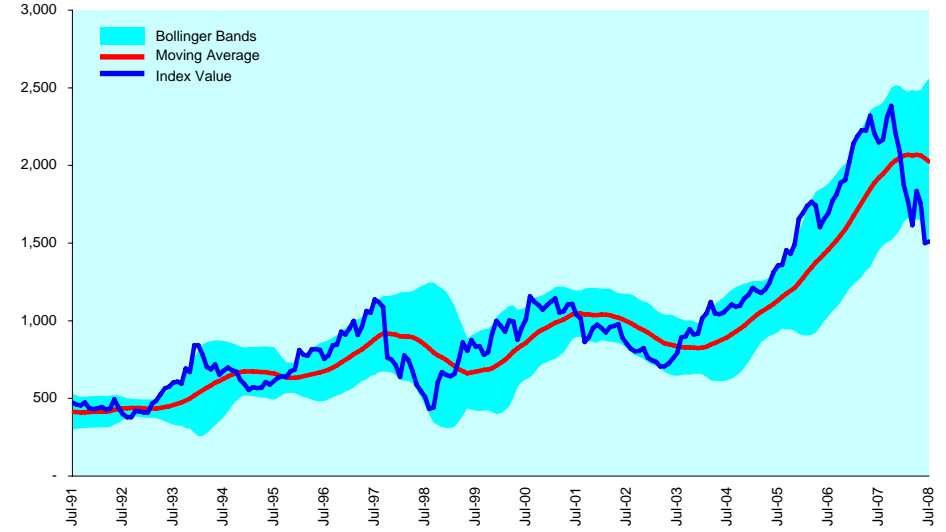
DATE: JULY 2008 CONTACT DETAILS:

EPRA: Schiphol Boulevard 283, 1118 BH Schiphol Airport, The Netherlands, T +31 20 405 3830, F +31 20 405 3840, E info@epra.com, W www.epra.com  
 NAREIT: 1875 Eye Street, N.W., Suite 600, Washington D.C. 20006, USA, T +1 202 739 9400, F + 1 202 739 9401, E info@nareit.com, W www.nareit.com

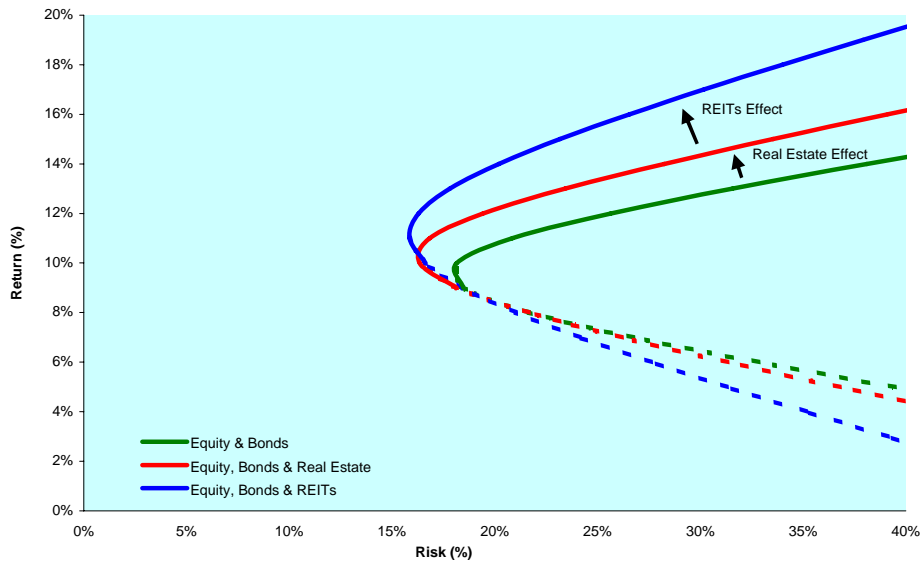
**Graph 41: Investment Horizons - Asia**



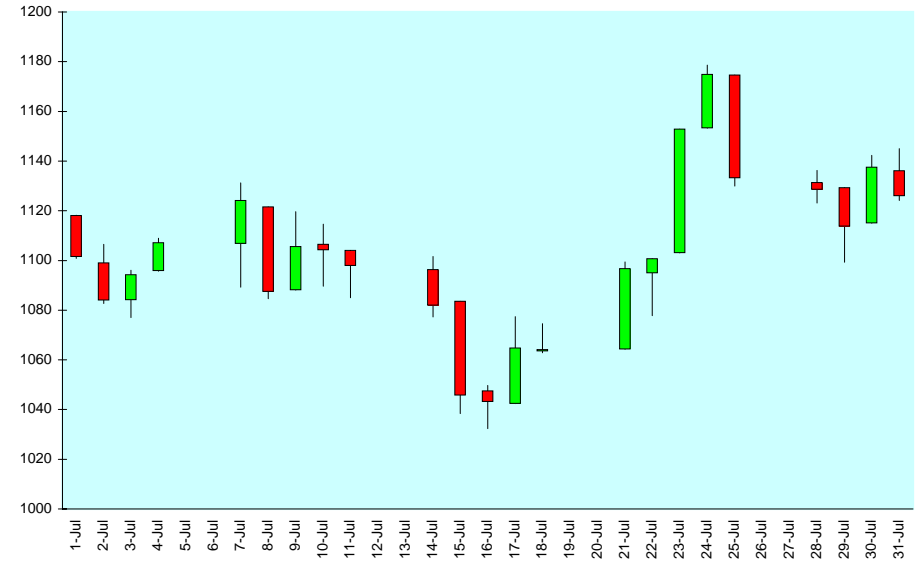
**Graph 42: 20 Month Bollinger Bands - Asia**



**Graph 43: Efficient Frontiers - Asia**



**Graph 44: Candlesticks - Asia**

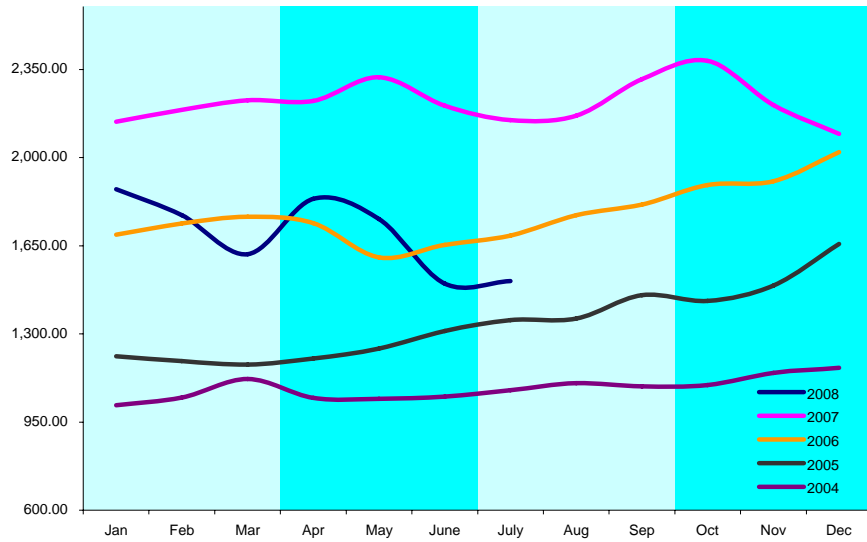


DATE: JULY 2008 CONTACT DETAILS:

EPRA: Schiphol Boulevard 283, 1118 BH Schiphol Airport, The Netherlands, T +31 20 405 3830, F +31 20 405 3840, E info@epra.com, W www.epra.com  
 NAREIT: 1875 Eye Street, N.W., Suite 600, Washington D.C. 20006, USA, T +1 202 739 9400, F +1 202 739 9401, E info@nareit.com, W www.nareit.com



Graph 45: Seasonality Chart - Asia



DATE: JULY 2008 CONTACT DETAILS:

EPRA: Schiphol Boulevard 283, 1118 BH Schiphol Airport, The Netherlands, T +31 20 405 3830, F +31 20 405 3840, E info@epra.com, W www.epra.com  
NAREIT: 1875 Eye Street, N.W., Suite 600, Washington D.C. 20006, USA, T +1 202 739 9400, F +1 202 739 9401, E info@nareit.com, W www.nareit.com

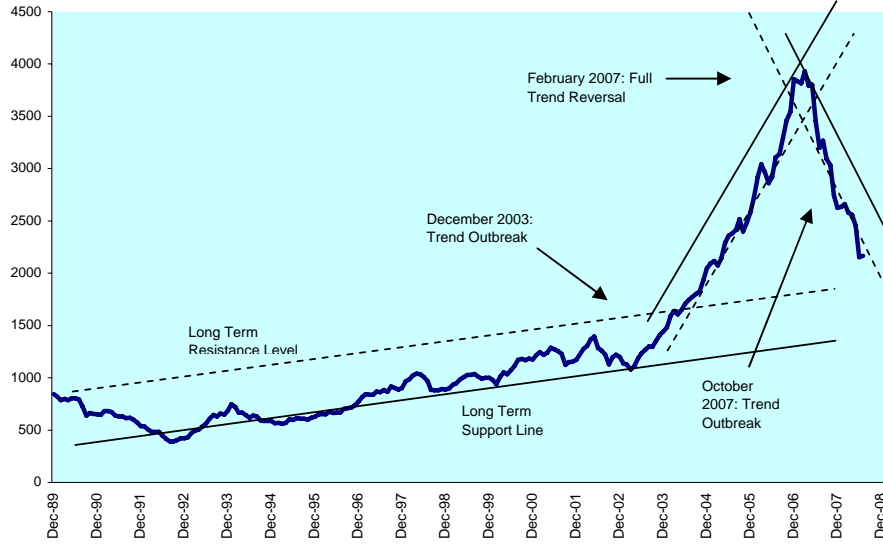
### **Section 3**

#### **Europe**

DATE: JULY 2008 CONTACT DETAILS:

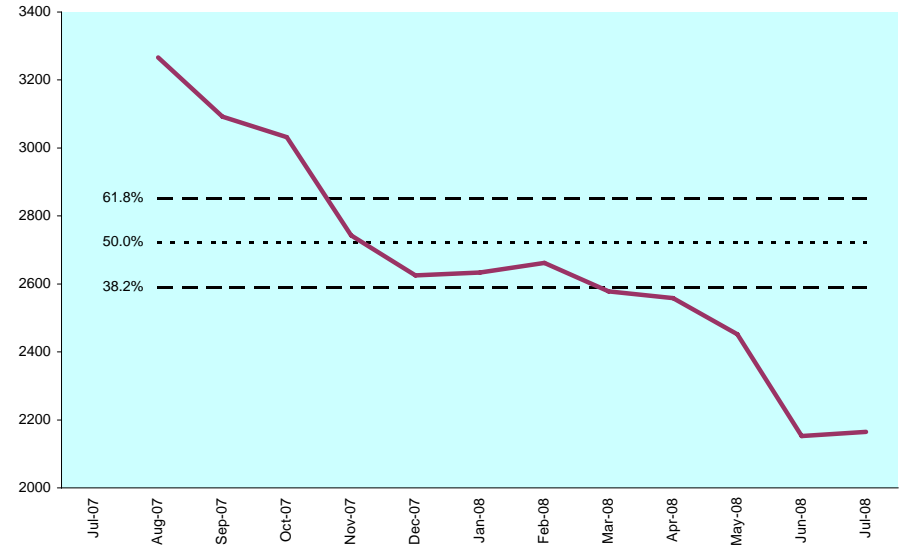
EPRA: Schiphol Boulevard 283, 1118 BH Schiphol Airport, The Netherlands, T +31 20 405 3830, F +31 20 405 3840, E [info@epra.com](mailto:info@epra.com), W [www.epra.com](http://www.epra.com)  
NAREIT: 1875 Eye Street, N.W., Suite 600, Washington D.C. 20006, USA, T +1 202 739 9400, F + 1 202 739 9401, E [info@nareit.com](mailto:info@nareit.com), W [www.nareit.com](http://www.nareit.com)

**Graph 46: Long Term Technical Analysis - Europe \*\*\***

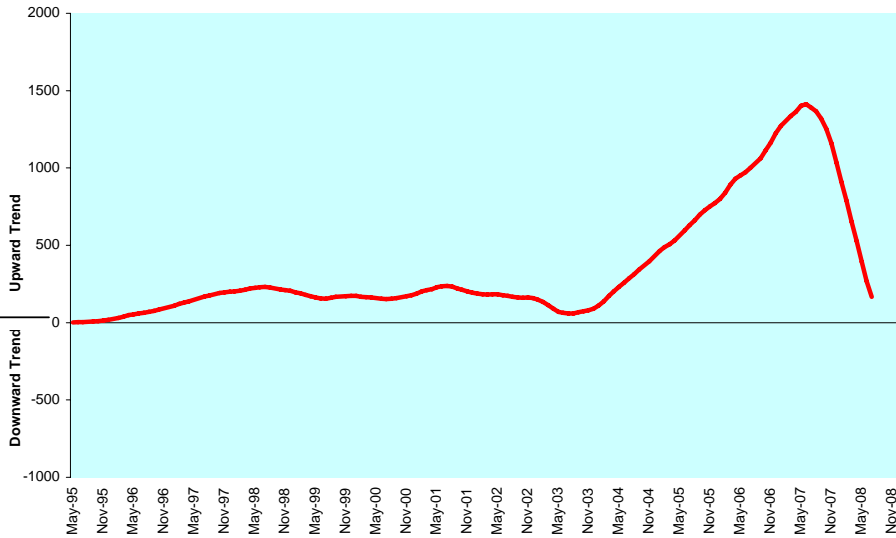


\*\*\* A disclaimer applies to this graph. Please refer to pages 106 and 107.

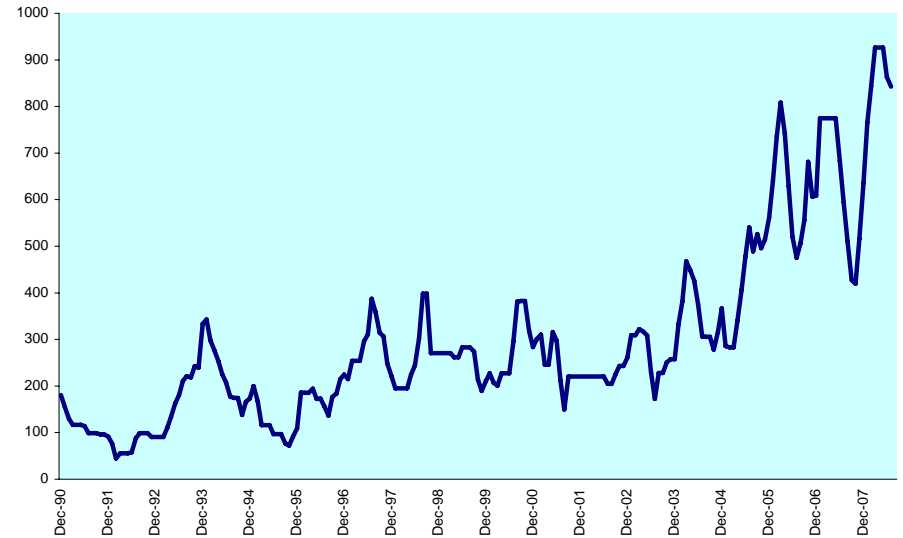
**Graph 47: 1Y Retracement Levels - Europe**



**Graph 48: Moving Averages: 5 Year vs 1 Year Oscillator - Europe**



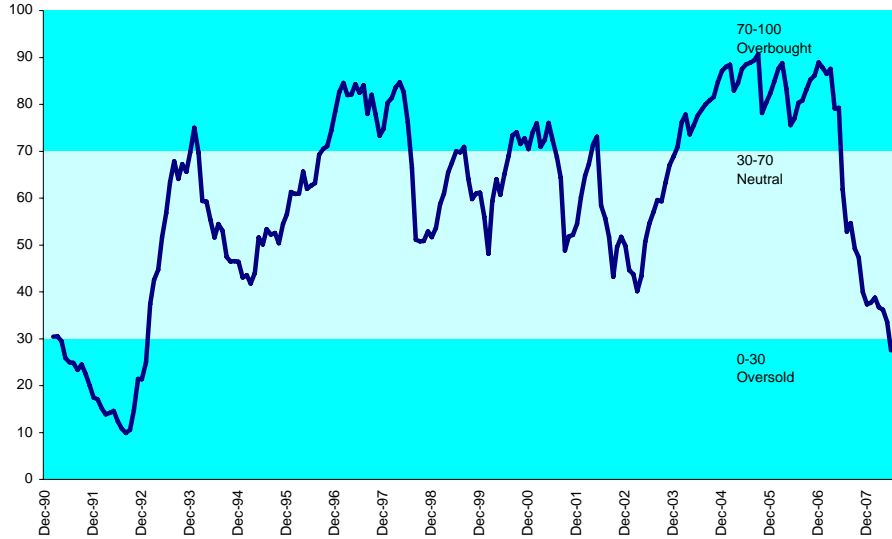
**Graph 49: Average True Range (Index Points) - Europe**



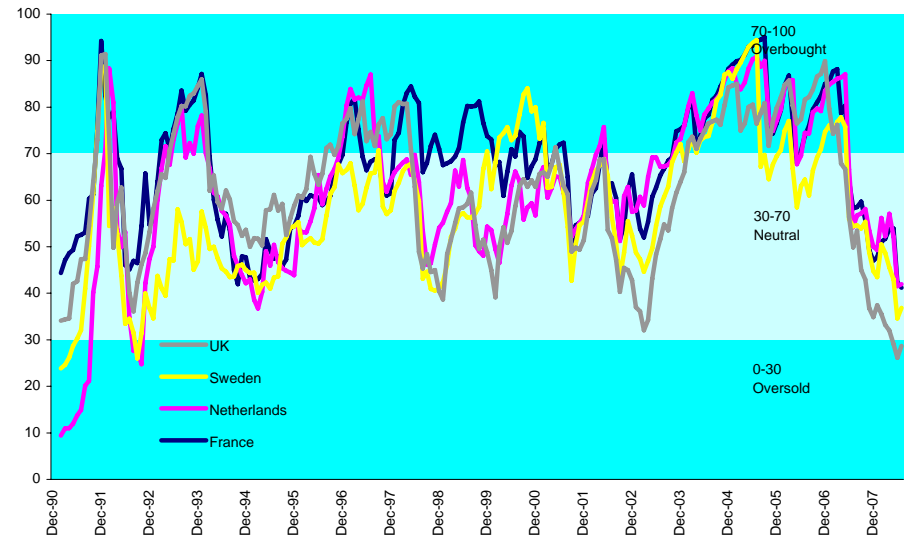
DATE: JULY 2008 CONTACT DETAILS:

EPRA: Schiphol Boulevard 283, 1118 BH Schiphol Airport, The Netherlands, T +31 20 405 3830, F +31 20 405 3840, E info@epra.com, W www.epra.com  
 NAREIT: 1875 Eye Street, N.W., Suite 600, Washington D.C. 20006, USA, T +1 202 739 9400, F +1 202 739 9401, E info@nareit.com, W www.nareit.com

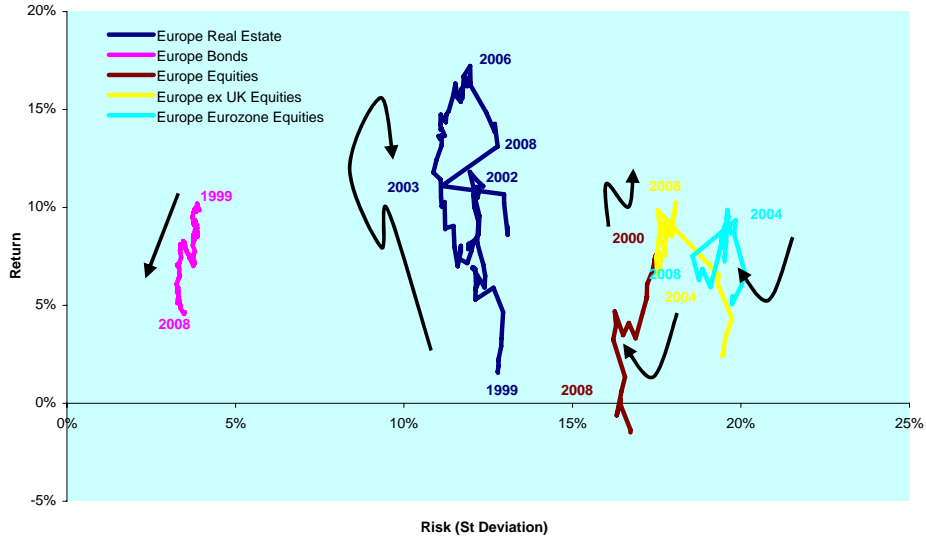
**Graph 50: Relative Strength Indicator - Europe**



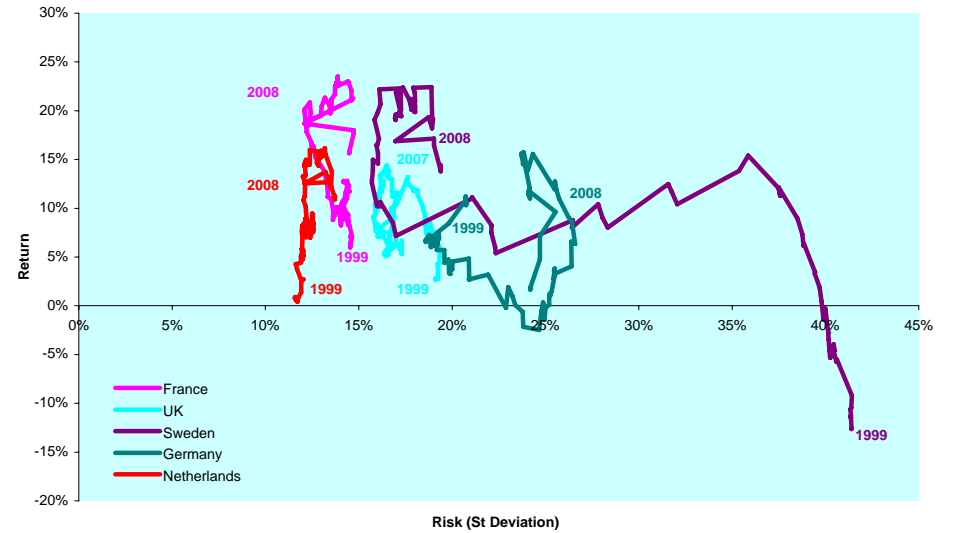
**Graph 51: Relative Strength Indicator - Europe Countries**



**Graph 52: Rolling 10 Years Risk/Return Profile - Europe**



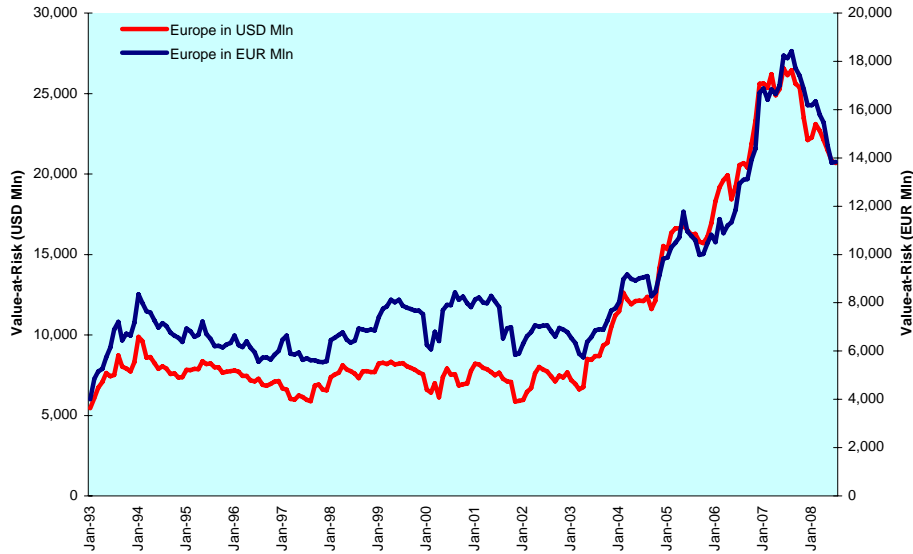
**Graph 53: Rolling 10 Years Risk/Return Profile - Europe Countries**



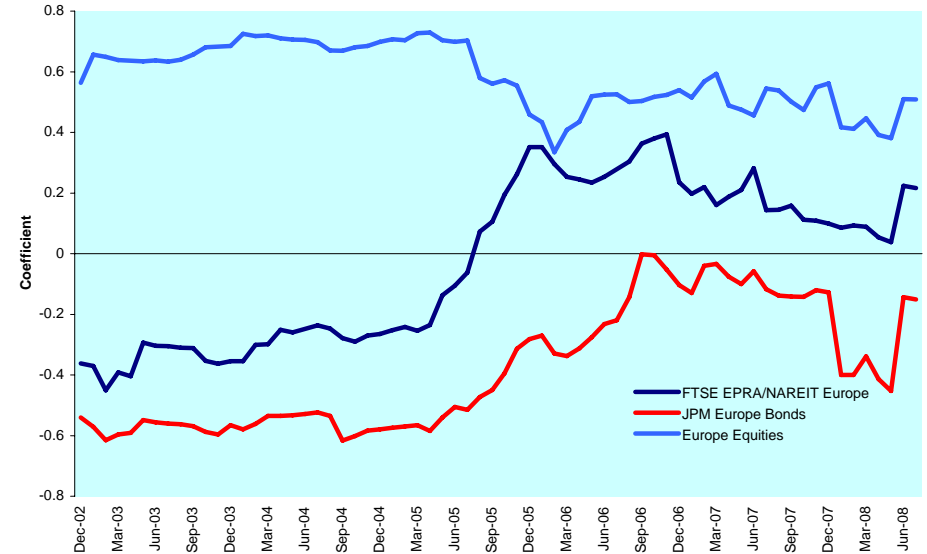
DATE: JULY 2008 CONTACT DETAILS:

EPRA: Schiphol Boulevard 283, 1118 BH Schiphol Airport, The Netherlands, T +31 20 405 3830, F +31 20 405 3840, E info@epra.com, W www.epra.com  
 NAREIT: 1875 Eye Street, N.W., Suite 600, Washington D.C. 20006, USA, T +1 202 739 9400, F + 1 202 739 9401, E info@nareit.com, W www.nareit.com

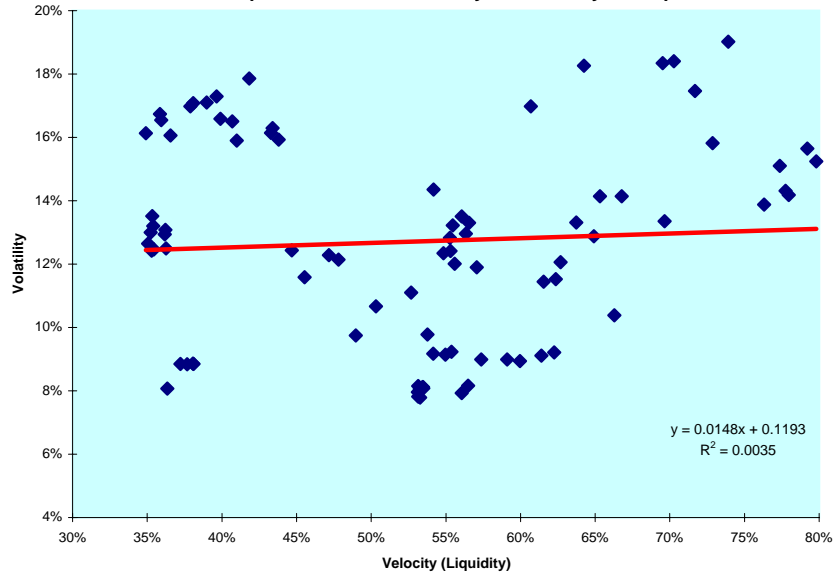
**Graph 54: Equally Weighted Value-at-Risk - Europe**



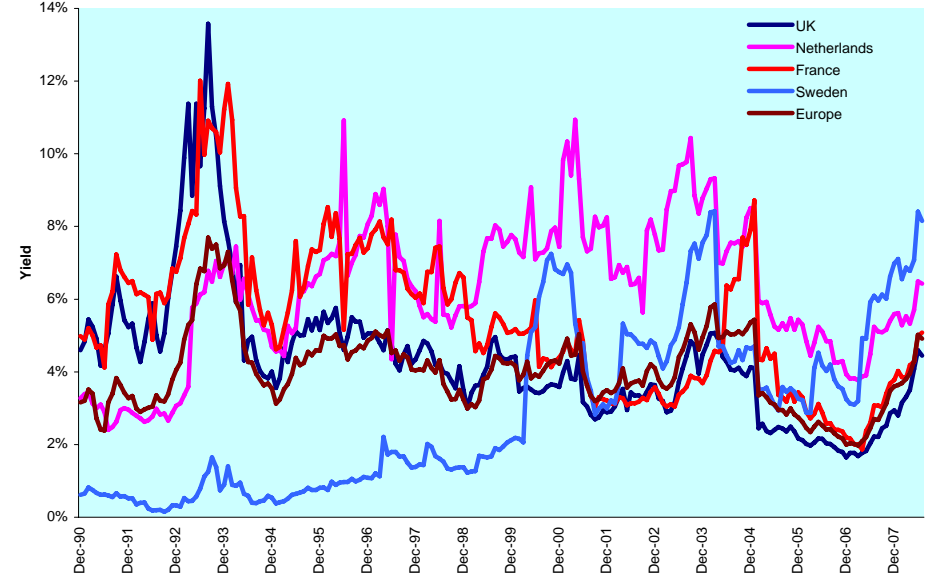
**Graph 55: Asset Classes Correlations - Europe**



**Graph 56: 36 Months Velocity vs. Volatility - Europe**



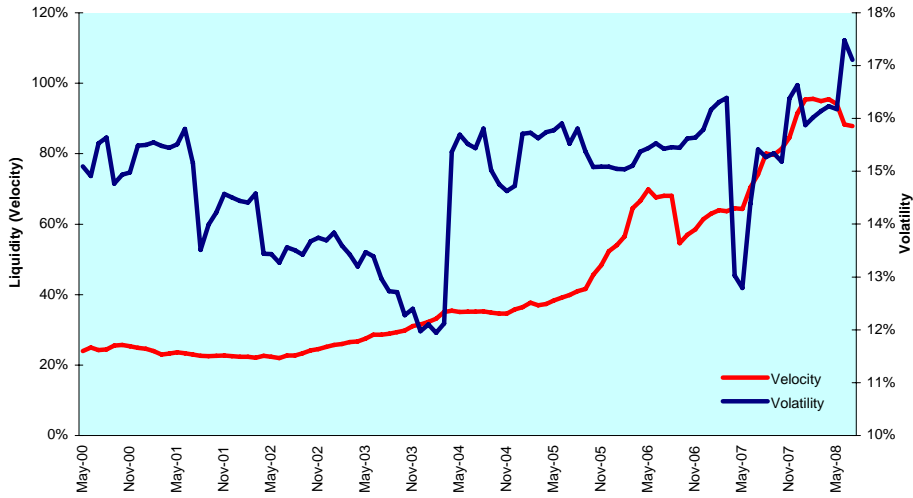
**Graph 57: 12 Months Dividend Yields (Local Currency) - Europe**



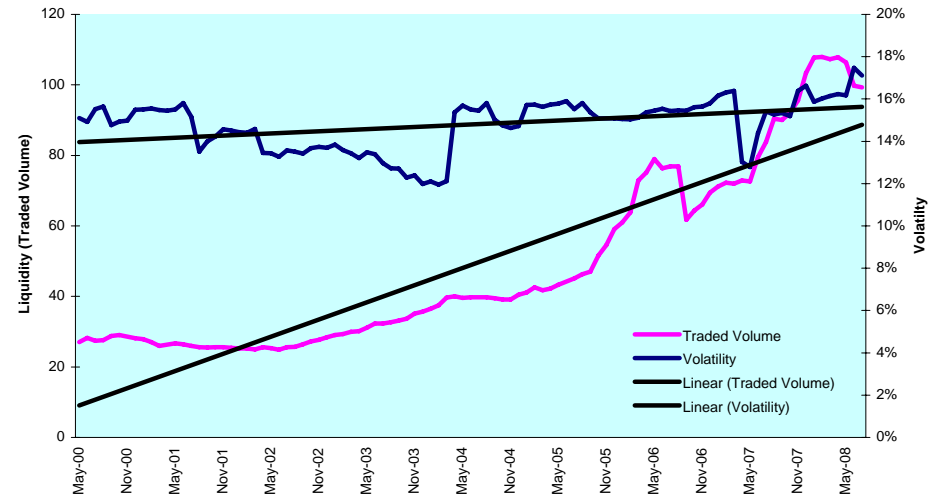
DATE: JULY 2008 CONTACT DETAILS:

EPRA: Schiphol Boulevard 283, 1118 BH Schiphol Airport, The Netherlands, T +31 20 405 3830, F +31 20 405 3840, E info@epra.com, W www.epra.com  
 NAREIT: 1875 Eye Street, N.W., Suite 600, Washington D.C. 20006, USA, T +1 202 739 9400, F +1 202 739 9401, E info@nareit.com, W www.nareit.com

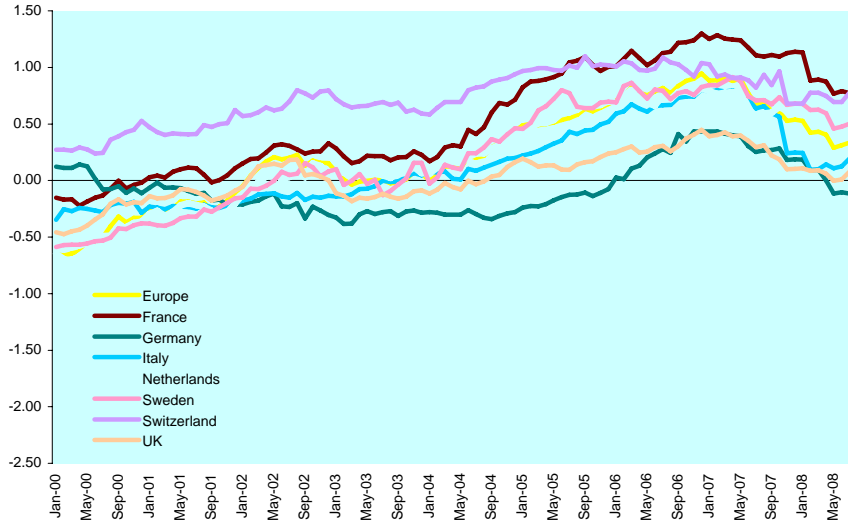
**Graph 58: Liquidity (Velocity) vs. Volatility (St. Deviation) - Europe**



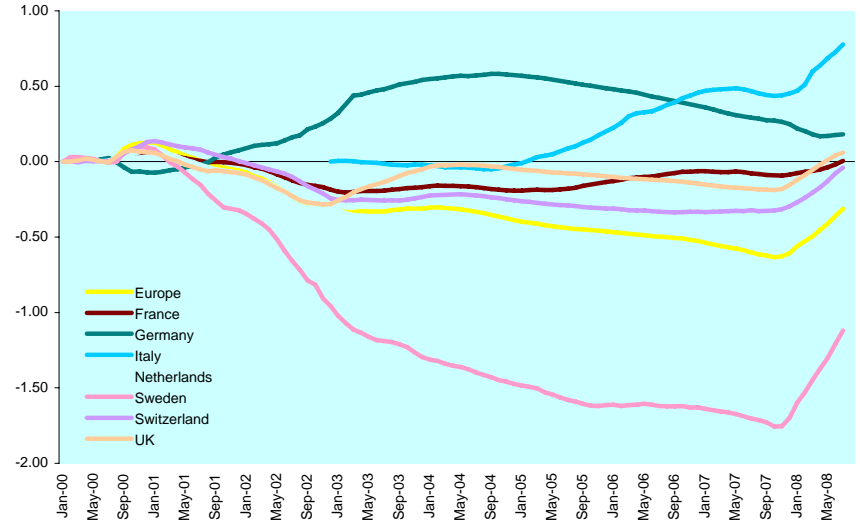
**Graph 59: Liquidity (Traded Volume) vs. Volatility (St. Deviation) - Europe**



**Graph 60: Sharp Ratio - Europe**



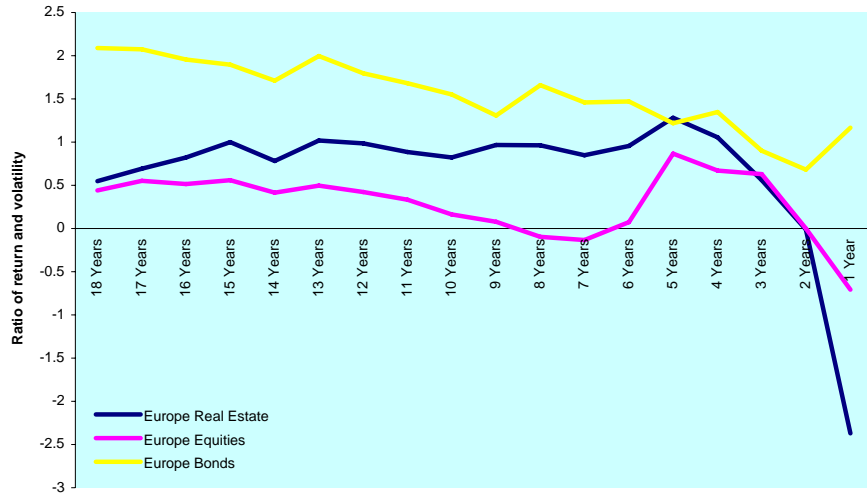
**Graph 61: Long Term Beta Coefficient - Europe**



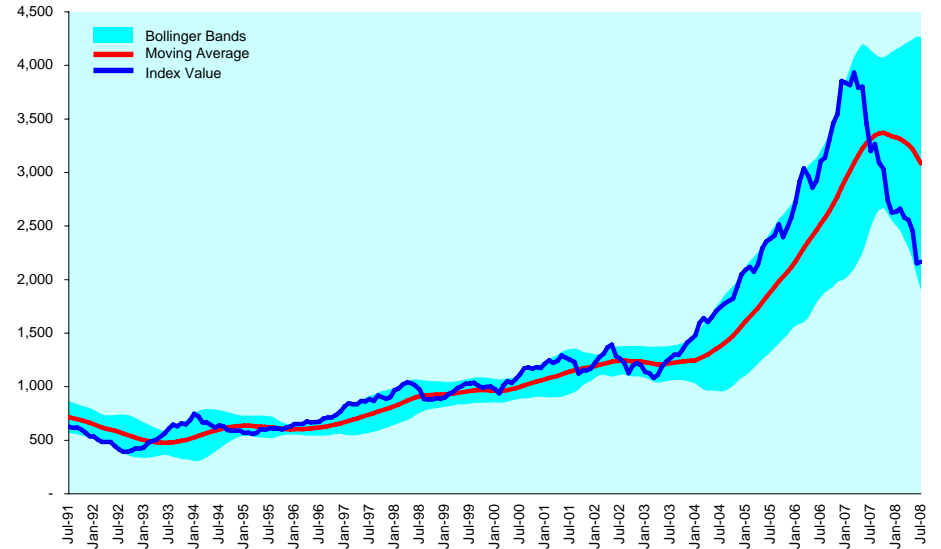
DATE: JULY 2008 CONTACT DETAILS:

EPRA: Schiphol Boulevard 283, 1118 BH Schiphol Airport, The Netherlands, T +31 20 405 3830, F +31 20 405 3840, E info@epra.com, W www.epra.com  
 NAREIT: 1875 Eye Street, N.W., Suite 600, Washington D.C. 20006, USA, T +1 202 739 9400, F + 1 202 739 9401, E info@nareit.com, W www.nareit.com

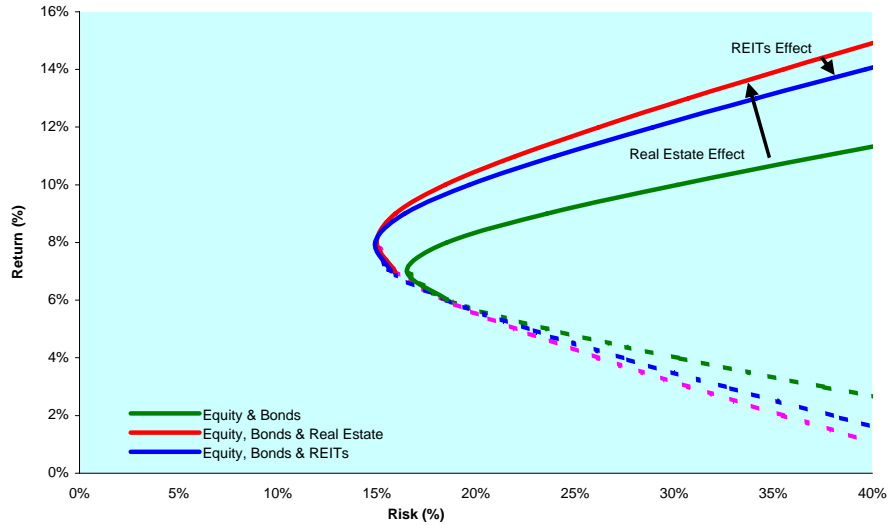
**Graph 62: Investment Horizons - Europe**



**Graph 63: 20 Month Bollinger Bands - Europe**



**Graph 64: Efficient Frontiers - Europe**



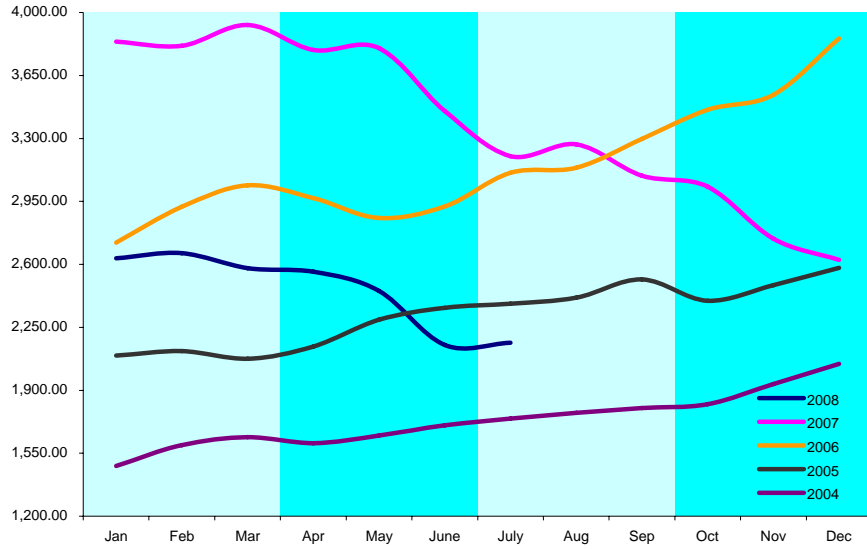
**Graph 65: Candlesticks - Europe**



DATE: JULY 2008 CONTACT DETAILS:

EPRA: Schiphol Boulevard 283, 1118 BH Schiphol Airport, The Netherlands, T +31 20 405 3830, F +31 20 405 3840, E info@epra.com, W www.epra.com  
 NAREIT: 1875 Eye Street, N.W., Suite 600, Washington D.C. 20006, USA, T +1 202 739 9400, F +1 202 739 9401, E info@nareit.com, W www.nareit.com

Graph 66: Seasonality Chart - Europe



DATE: JULY 2008 CONTACT DETAILS:

EPRA: Schiphol Boulevard 283, 1118 BH Schiphol Airport, The Netherlands, T +31 20 405 3830, F +31 20 405 3840, E info@epra.com, W www.epra.com  
NAREIT: 1875 Eye Street, N.W., Suite 600, Washington D.C. 20006, USA, T +1 202 739 9400, F +1 202 739 9401, E info@nareit.com, W www.nareit.com



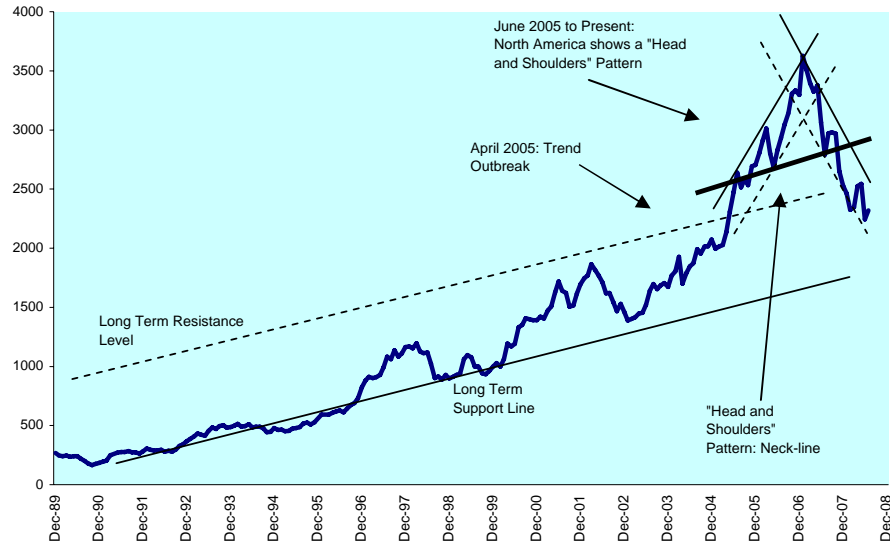
## Section 4

### North America

DATE: JULY 2008 CONTACT DETAILS:

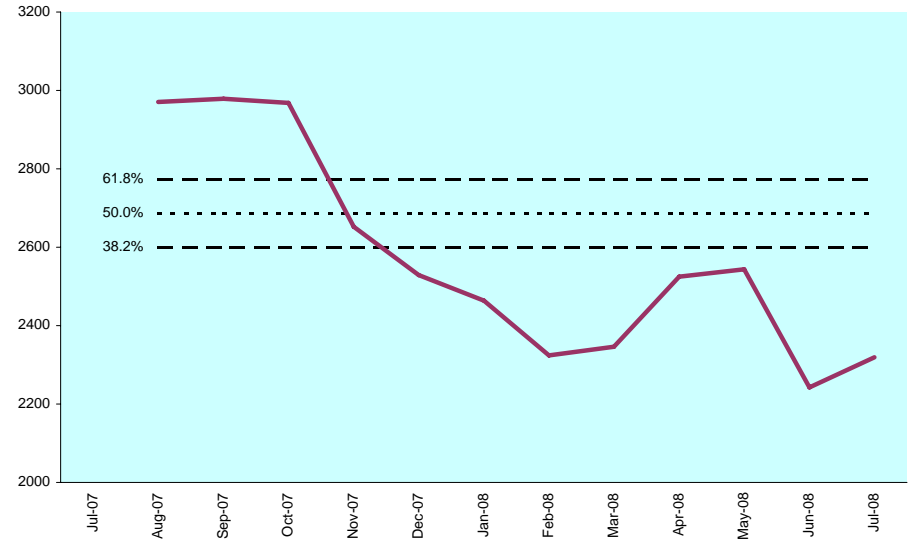
EPRA: Schiphol Boulevard 283, 1118 BH Schiphol Airport, The Netherlands, T +31 20 405 3830, F +31 20 405 3840, E [info@epra.com](mailto:info@epra.com), W [www.epra.com](http://www.epra.com)  
NAREIT: 1875 Eye Street, N.W., Suite 600, Washington D.C. 20006, USA, T +1 202 739 9400, F + 1 202 739 9401, E [info@nareit.com](mailto:info@nareit.com), W [www.nareit.com](http://www.nareit.com)

**Graph 67: Long Term Technical Analysis - North America \*\*\***

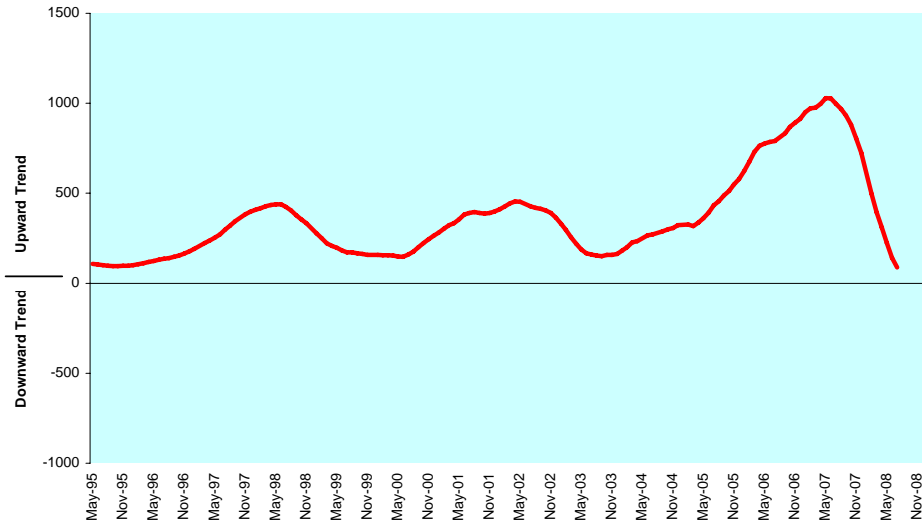


\*\*\* A disclaimer applies to this graph. Please refer to pages 106 and 107.

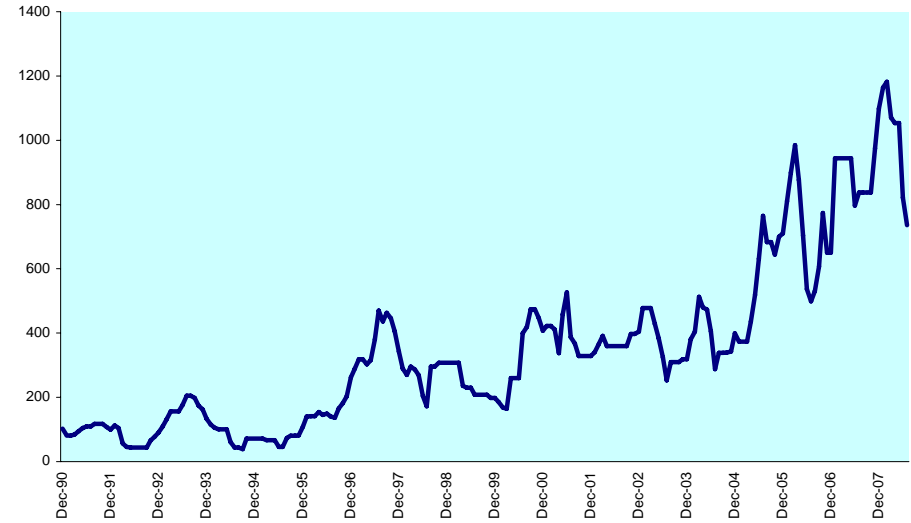
**Graph 68: 1Y Retracement Levels - North America**



**Graph 69: Moving Averages: 5 Year vs 1 Year Oscillator - North America**



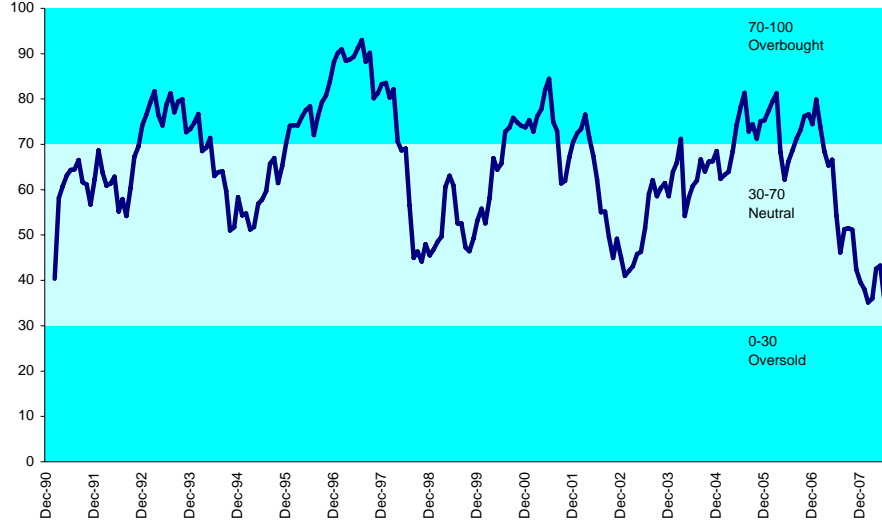
**Graph 70: Average True Range (Index Points) - North America**



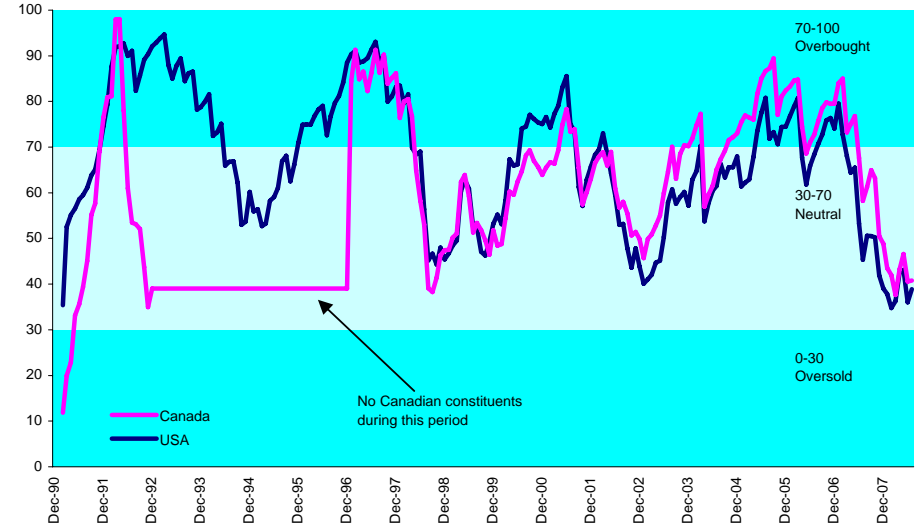
DATE: JULY 2008 CONTACT DETAILS:

EPRA: Schiphol Boulevard 283, 1118 BH Schiphol Airport, The Netherlands, T +31 20 405 3830, F +31 20 405 3840, E info@epra.com, W www.epra.com  
 NAREIT: 1875 Eye Street, N.W., Suite 600, Washington D.C. 20006, USA, T +1 202 739 9400, F +1 202 739 9401, E info@nareit.com, W www.nareit.com

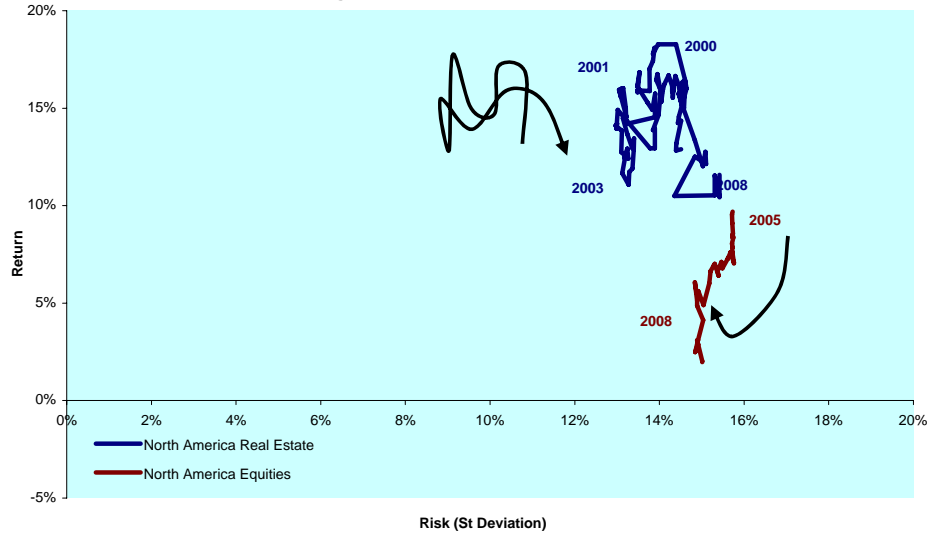
**Graph 71: Relative Strength Indicator - North America**



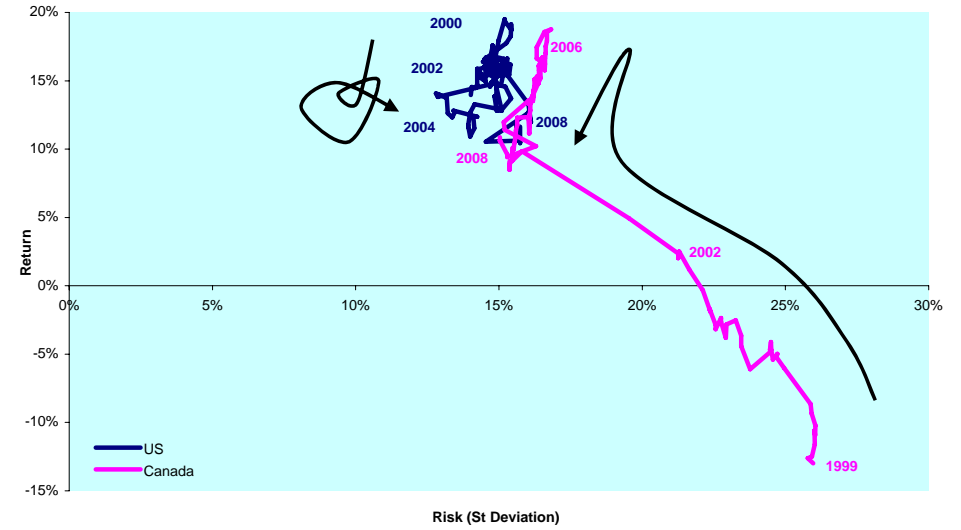
**Graph 72: Relative Strength Indicator - North America Countries**



**Graph 73: Rolling 10 Years Risk/Return Profile - North America**



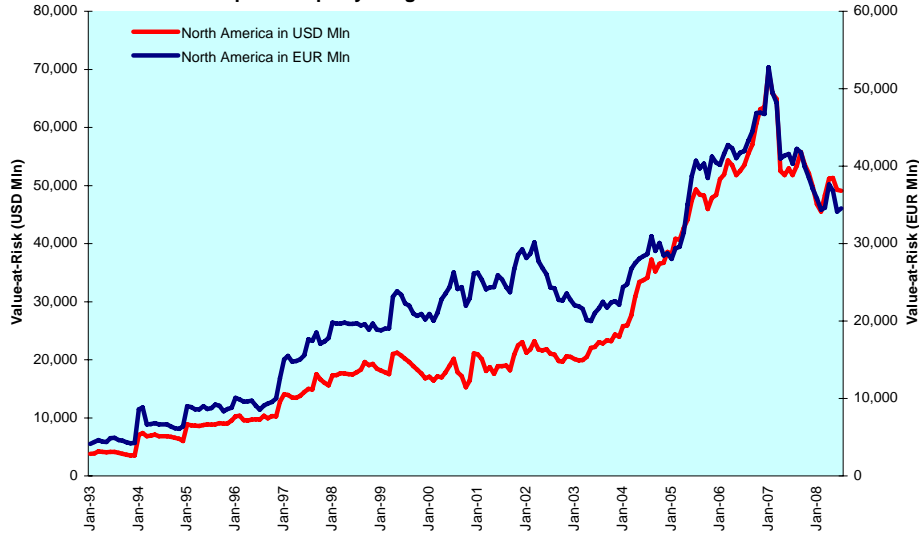
**Graph 74: Rolling 10 Years Risk/Return Profile - North America Countries**



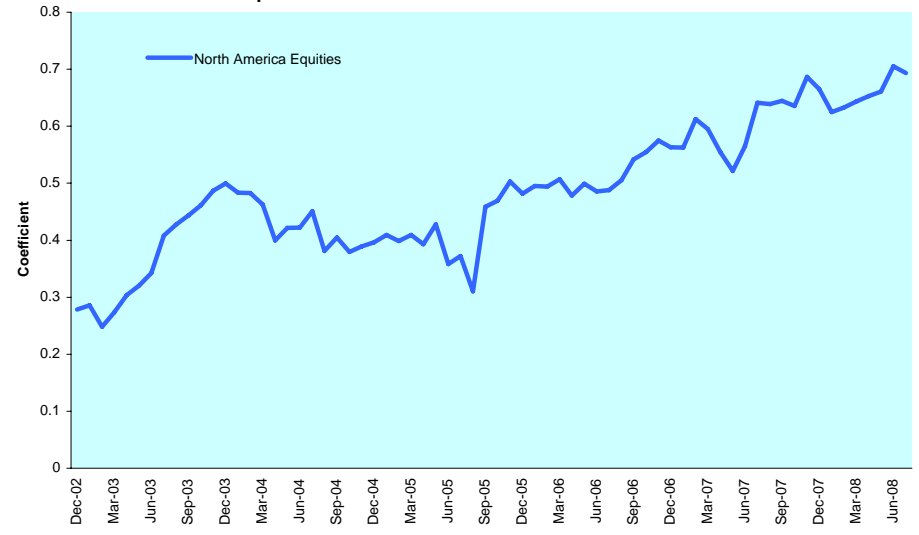
DATE: JULY 2008 CONTACT DETAILS:

EPRA: Schiphol Boulevard 283, 1118 BH Schiphol Airport, The Netherlands, T +31 20 405 3830, F +31 20 405 3840, E info@epra.com, W www.epra.com  
 NAREIT: 1875 Eye Street, N.W., Suite 600, Washington D.C. 20006, USA, T +1 202 739 9400, F +1 202 739 9401, E info@nareit.com, W www.nareit.com

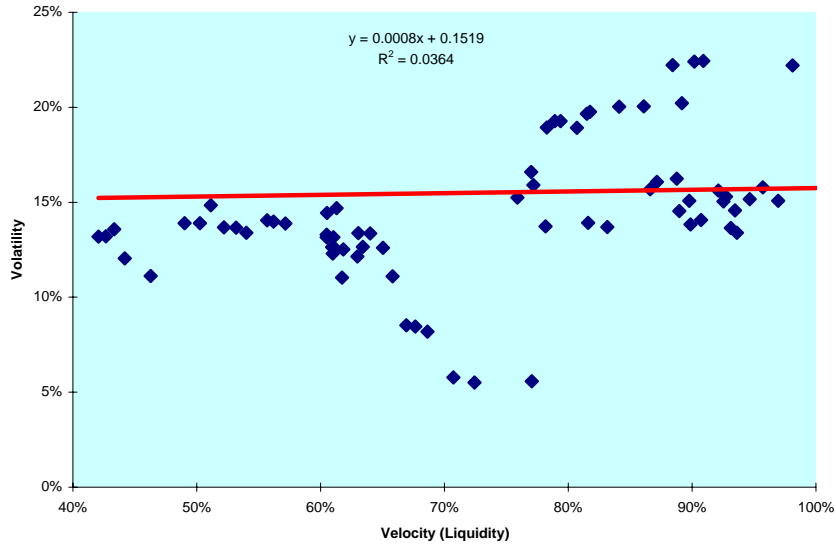
**Graph 75: Equally Weighted Value-at-Risk - North America**



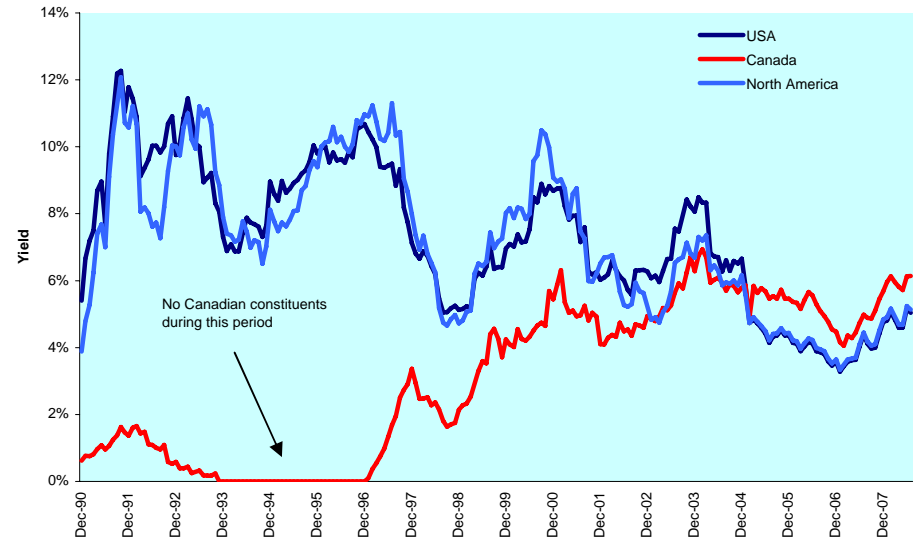
**Graph 76: Asset Classes Correlations - North America**



**Graph 77: 36 Months Velocity vs. Volatility - North America**



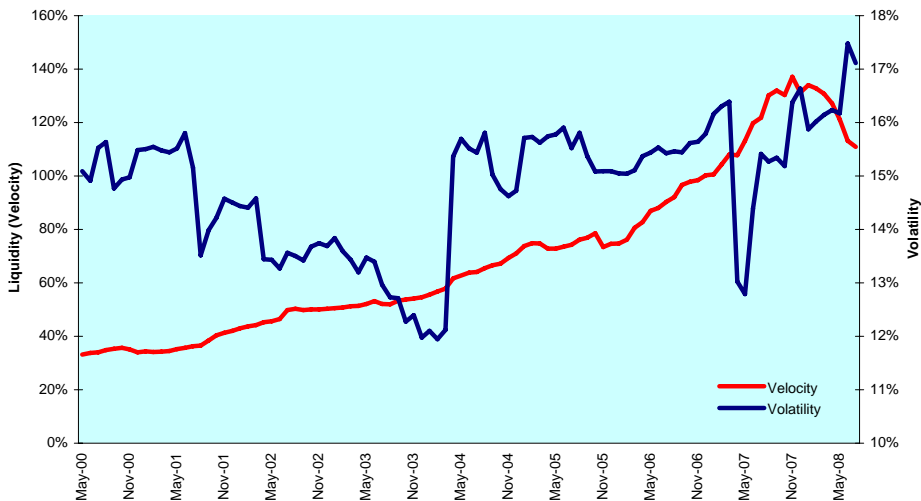
**Graph 78: 12 Months Dividend Yields (Local Currency) - North America**



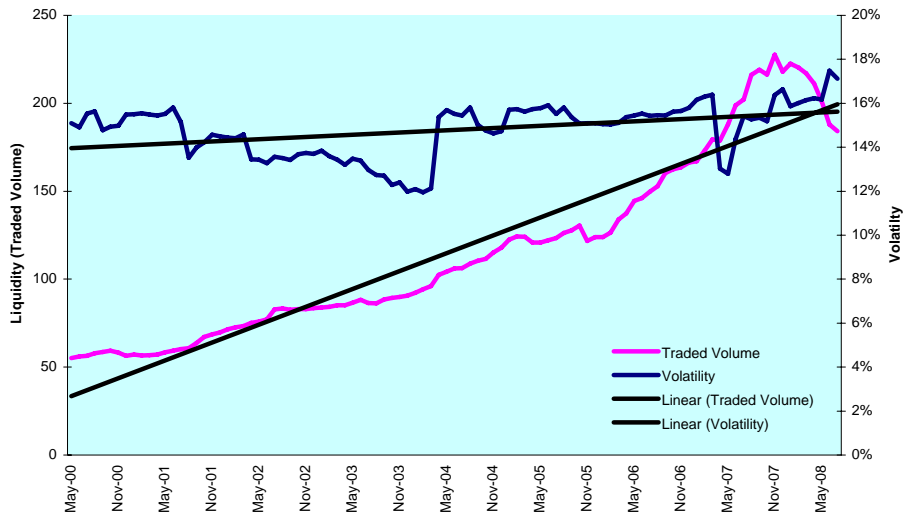
DATE: JULY 2008 CONTACT DETAILS:

EPRA: Schiphol Boulevard 283, 1118 BH Schiphol Airport, The Netherlands, T +31 20 405 3830, F +31 20 405 3840, E info@epra.com, W www.epra.com  
 NAREIT: 1875 Eye Street, N.W., Suite 600, Washington D.C. 20006, USA, T +1 202 739 9400, F + 1 202 739 9401, E info@nareit.com, W www.nareit.com

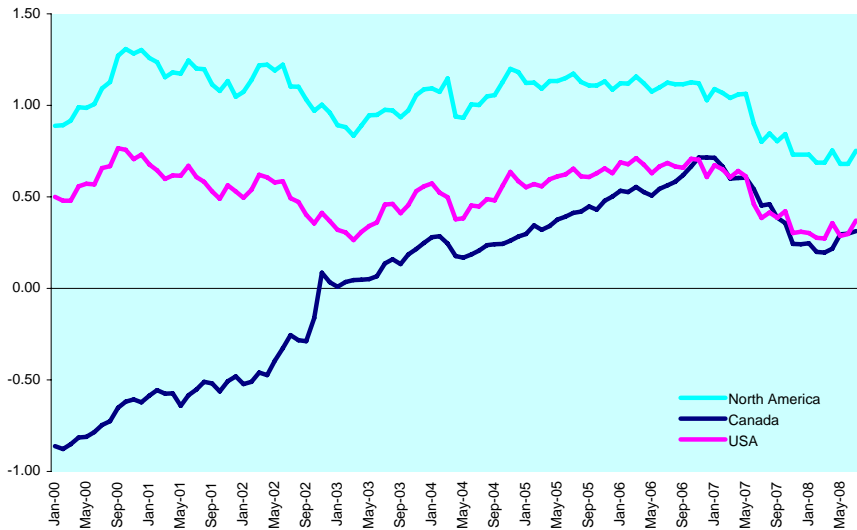
**Graph 79: Liquidity (Velocity) vs. Volatility (St. Deviation) - North America**



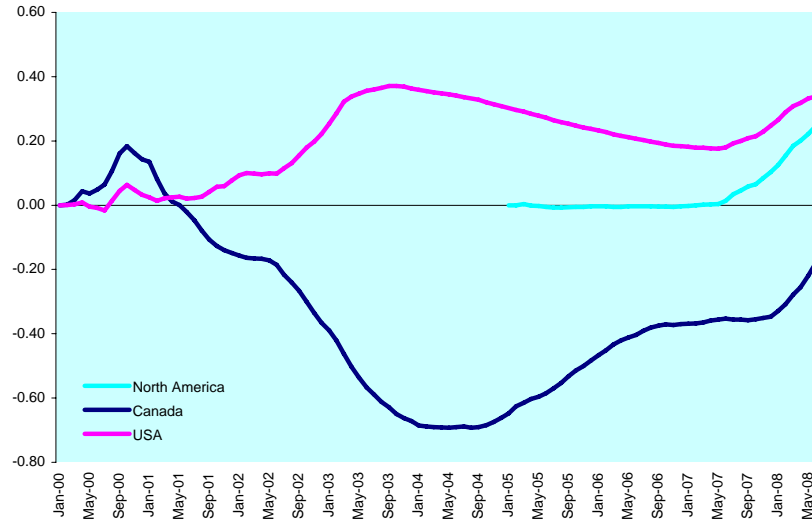
**Graph 80: Liquidity (Traded Volume) vs. Volatility (St. Deviation) - North America**



**Graph 81: Sharp Ratio - North America**



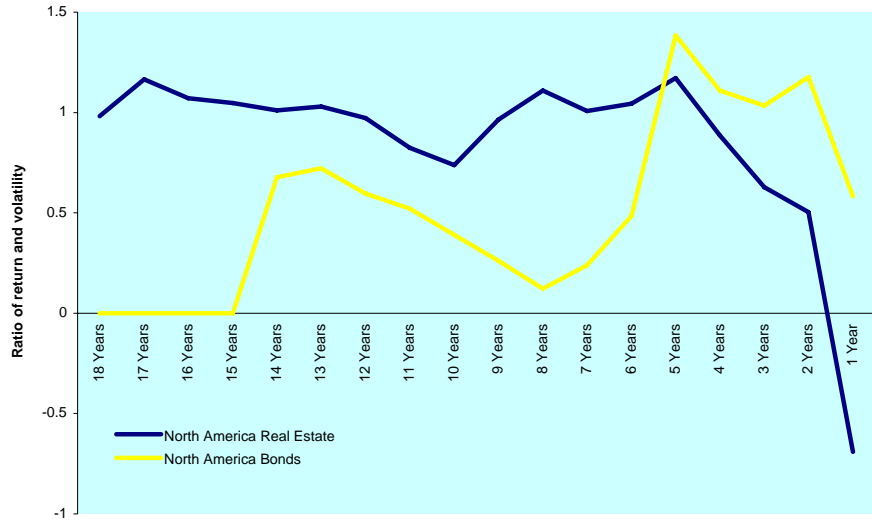
**Graph 82: Long Term Beta Coefficient - North America**



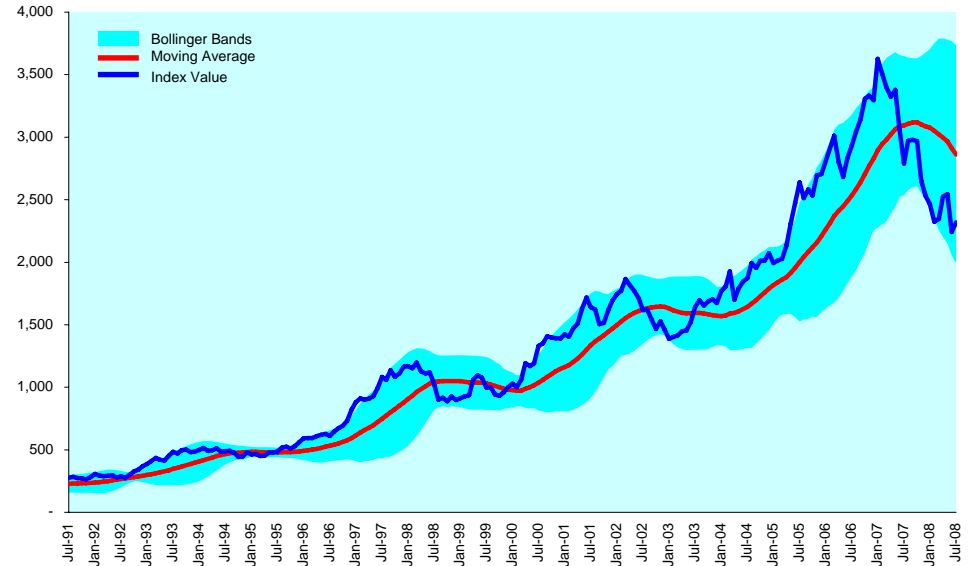
DATE: JULY 2008 CONTACT DETAILS:

EPRA: Schiphol Boulevard 283, 1118 BH Schiphol Airport, The Netherlands, T +31 20 405 3830, F +31 20 405 3840, E info@epra.com, W www.epra.com  
 NAREIT: 1875 Eye Street, N.W., Suite 600, Washington D.C. 20006, USA, T +1 202 739 9400, F + 1 202 739 9401, E info@nareit.com, W www.nareit.com

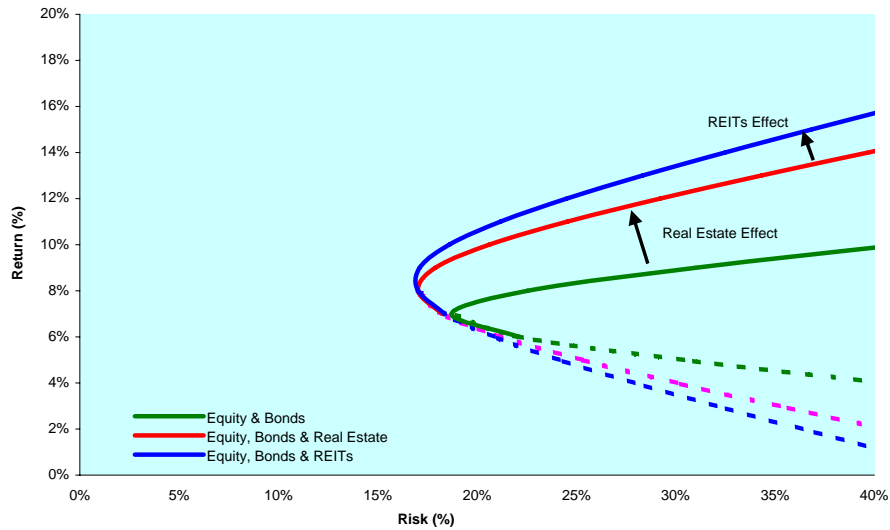
**Graph 83: Investment Horizons - North America**



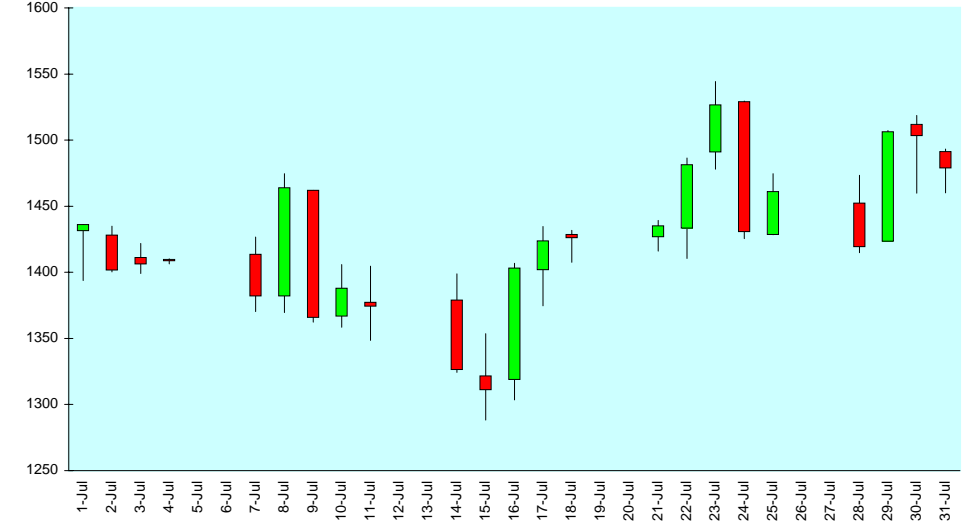
**Graph 84: 20 Month Bollinger Bands - North America**



**Graph 85: Efficient Frontiers - North America**



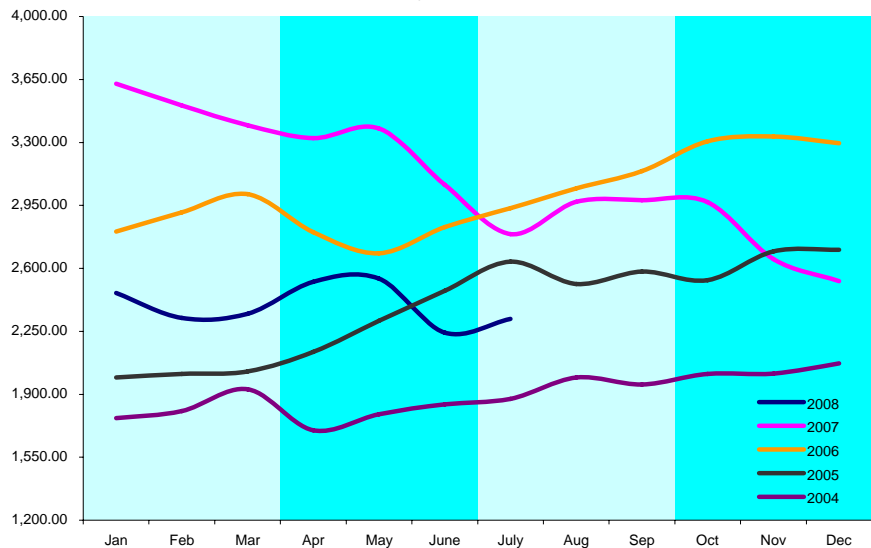
**Graph 86: Candlesticks - North America**



DATE: JULY 2008 CONTACT DETAILS:

EPRA: Schiphol Boulevard 283, 1118 BH Schiphol Airport, The Netherlands, T +31 20 405 3830, F +31 20 405 3840, E info@epra.com, W www.epra.com  
 NAREIT: 1875 Eye Street, N.W., Suite 600, Washington D.C. 20006, USA, T +1 202 739 9400, F +1 202 739 9401, E info@nareit.com, W www.nareit.com

Graph 87: Seasonality Chart - North America



DATE: JULY 2008 CONTACT DETAILS:

EPRA: Schiphol Boulevard 283, 1118 BH Schiphol Airport, The Netherlands, T +31 20 405 3830, F +31 20 405 3840, E info@epra.com, W www.epra.com  
 NAREIT: 1875 Eye Street, N.W., Suite 600, Washington D.C. 20006, USA, T +1 202 739 9400, F +1 202 739 9401, E info@nareit.com, W www.nareit.com

## Section 5

### Individual Countries \*

\* This section contains selected country graphs. Other graphs and graphs for other countries are available upon request.

DATE: JULY 2008 CONTACT DETAILS:

EPRA: Schiphol Boulevard 283, 1118 BH Schiphol Airport, The Netherlands, T +31 20 405 3830, F +31 20 405 3840, E info@epra.com, W www.epra.com  
NAREIT: 1875 Eye Street, N.W., Suite 600, Washington D.C. 20006, USA, T +1 202 739 9400, F + 1 202 739 9401, E info@nareit.com, W www.nareit.com



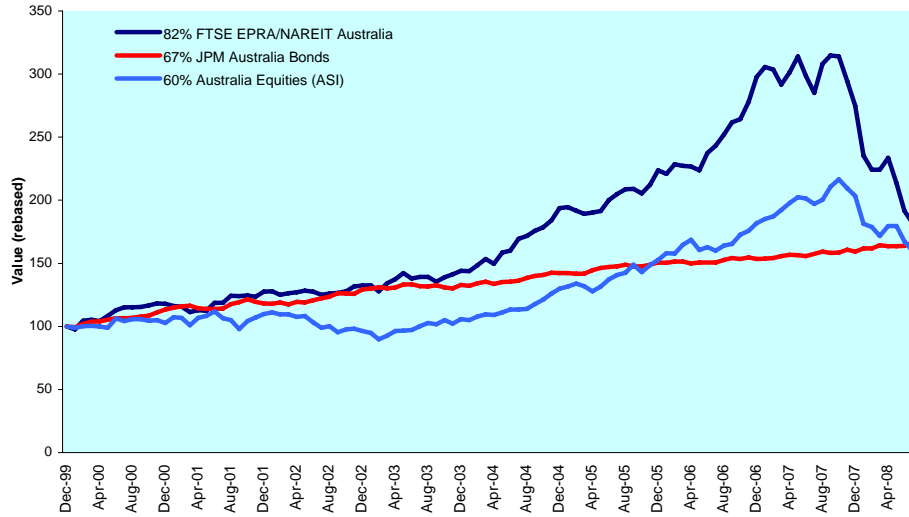
## Section 5.1

### Australia

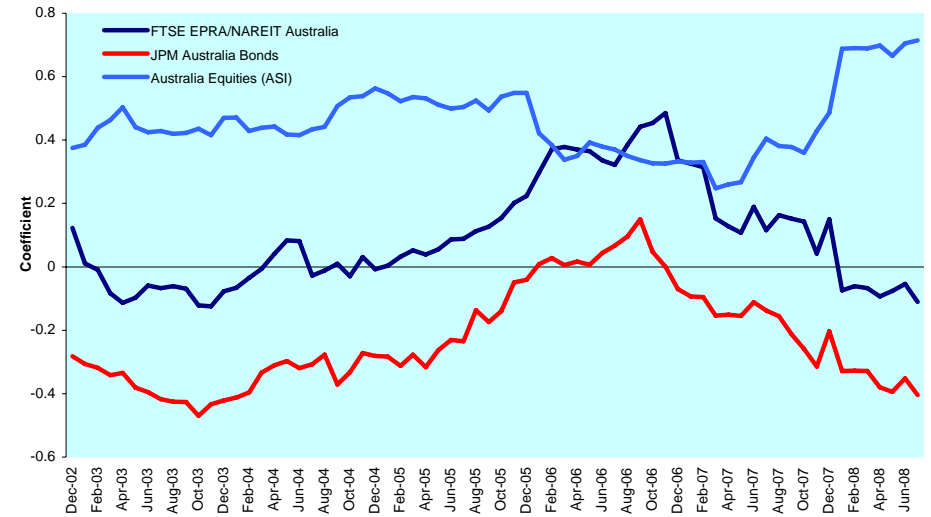
DATE: JULY 2008 CONTACT DETAILS:

EPRA: Schiphol Boulevard 283, 1118 BH Schiphol Airport, The Netherlands, T +31 20 405 3830, F +31 20 405 3840, E [info@epra.com](mailto:info@epra.com), W [www.epra.com](http://www.epra.com)  
NAREIT: 1875 Eye Street, N.W., Suite 600, Washington D.C. 20006, USA, T +1 202 739 9400, F + 1 202 739 9401, E [info@nareit.com](mailto:info@nareit.com), W [www.nareit.com](http://www.nareit.com)

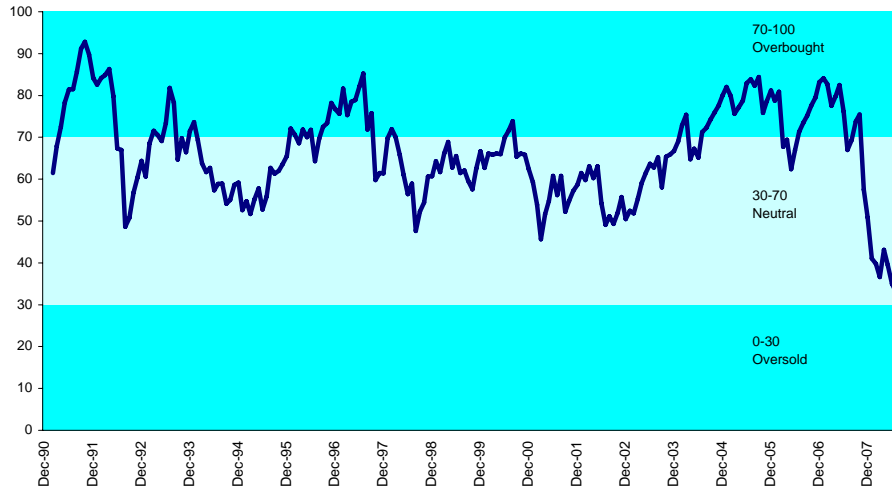
**Graph 88: Bonds, Equities & Real Estate - Australia**



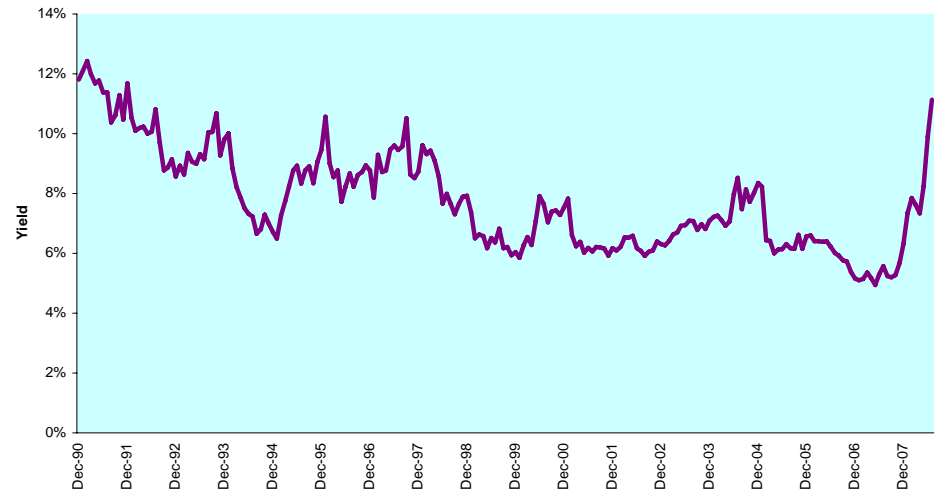
**Graph 89: Asset Classes Correlations - Australia**



**Graph 90: Relative Strength Indicator - Australia**



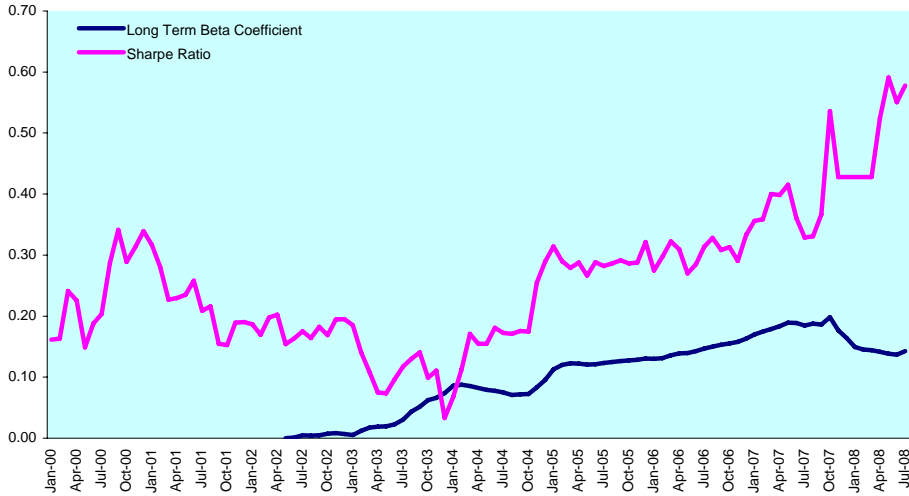
**Graph 91: 12 Months Dividend Yields - Australia**



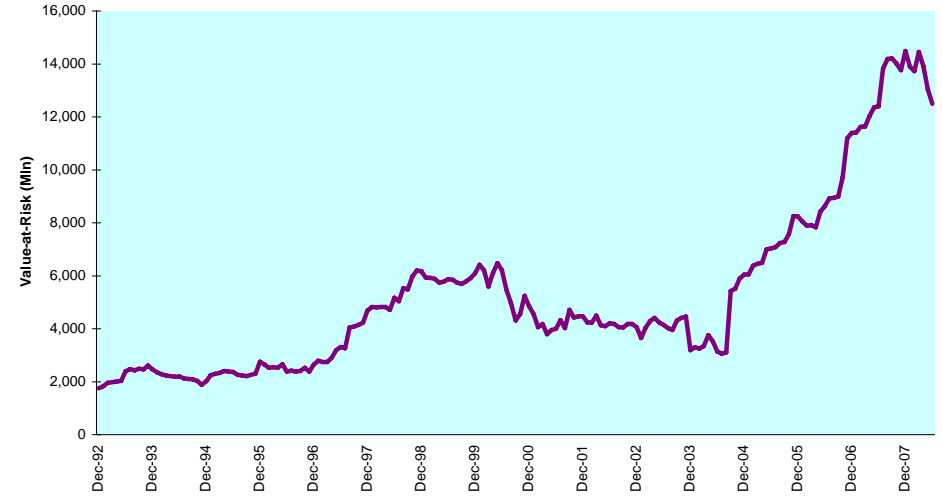
DATE: JULY 2008 CONTACT DETAILS:

EPRA: Schiphol Boulevard 283, 1118 BH Schiphol Airport, The Netherlands, T +31 20 405 3830, F +31 20 405 3840, E info@epra.com, W www.epra.com  
 NAREIT: 1875 Eye Street, N.W., Suite 600, Washington D.C. 20006, USA, T +1 202 739 9400, F +1 202 739 9401, E info@nareit.com, W www.nareit.com

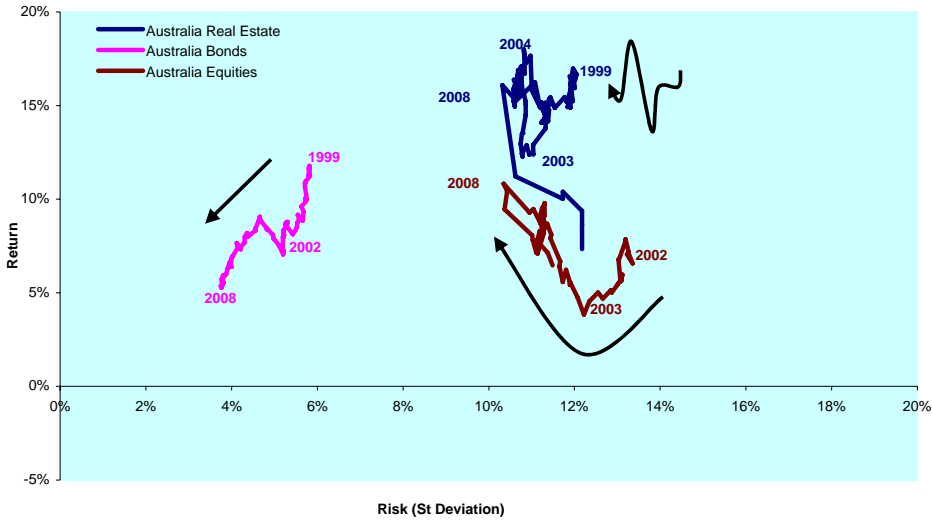
**Graph 92: Long Term Beta Coefficient & Sharpe Ratio - Australia**



**Graph 93: Equally Weighted Value-at-Risk - Australia**



**Graph 94: Rolling 10 Years Risk/Return Profiles - Australia**



DATE: JULY 2008 CONTACT DETAILS:

EPRA: Schiphol Boulevard 283, 1118 BH Schiphol Airport, The Netherlands, T +31 20 405 3830, F +31 20 405 3840, E info@epra.com, W www.epra.com  
 NAREIT: 1875 Eye Street, N.W., Suite 600, Washington D.C. 20006, USA, T +1 202 739 9400, F +1 202 739 9401, E info@nareit.com, W www.nareit.com

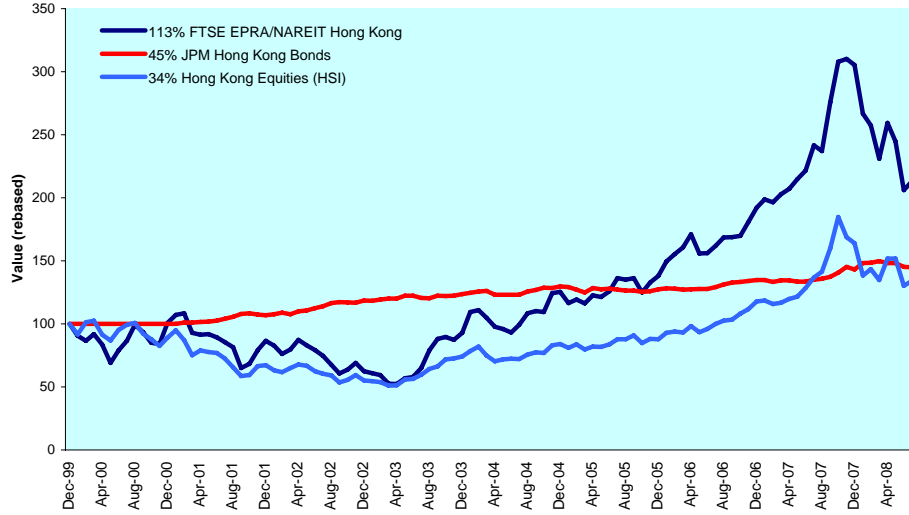
## Section 5.2

### Hong Kong

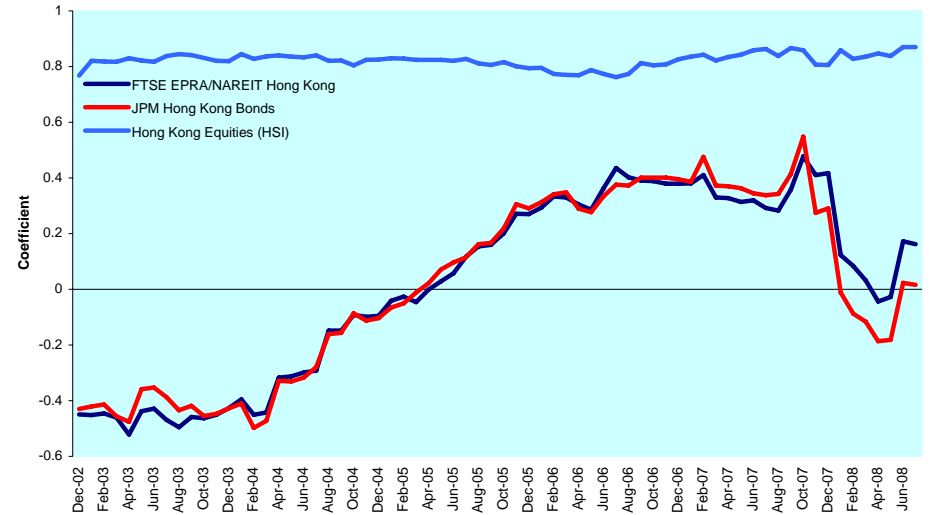
DATE: JULY 2008 CONTACT DETAILS:

EPRA: Schiphol Boulevard 283, 1118 BH Schiphol Airport, The Netherlands, T +31 20 405 3830, F +31 20 405 3840, E [info@epra.com](mailto:info@epra.com), W [www.epra.com](http://www.epra.com)  
NAREIT: 1875 Eye Street, N.W., Suite 600, Washington D.C. 20006, USA, T +1 202 739 9400, F + 1 202 739 9401, E [info@nareit.com](mailto:info@nareit.com), W [www.nareit.com](http://www.nareit.com)

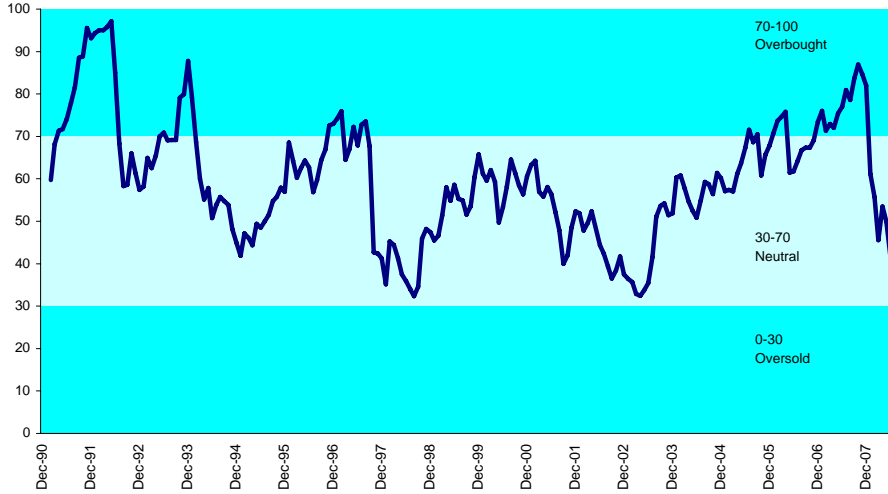
**Graph 95: Bonds, Equities & Real Estate - Hong Kong**



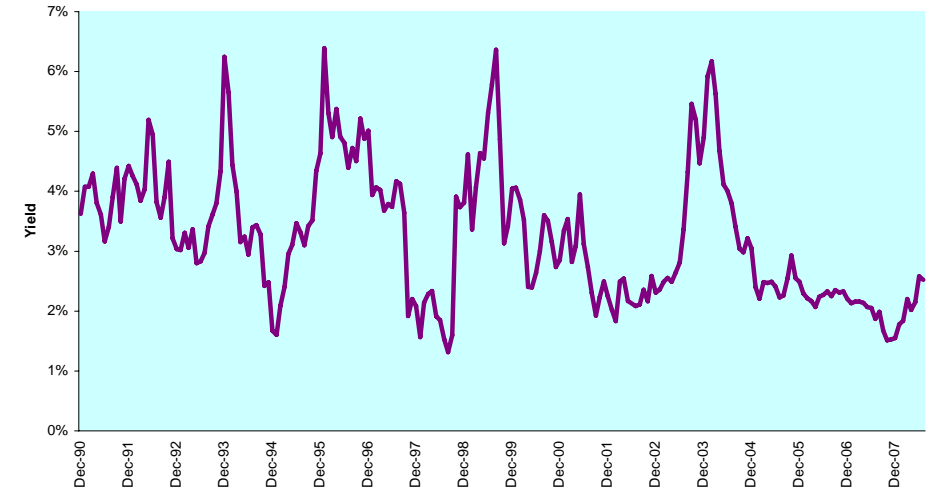
**Graph 96: Asset Classes Correlations - Hong Kong**



**Graph 97: Relative Strength Indicator - Hong Kong**



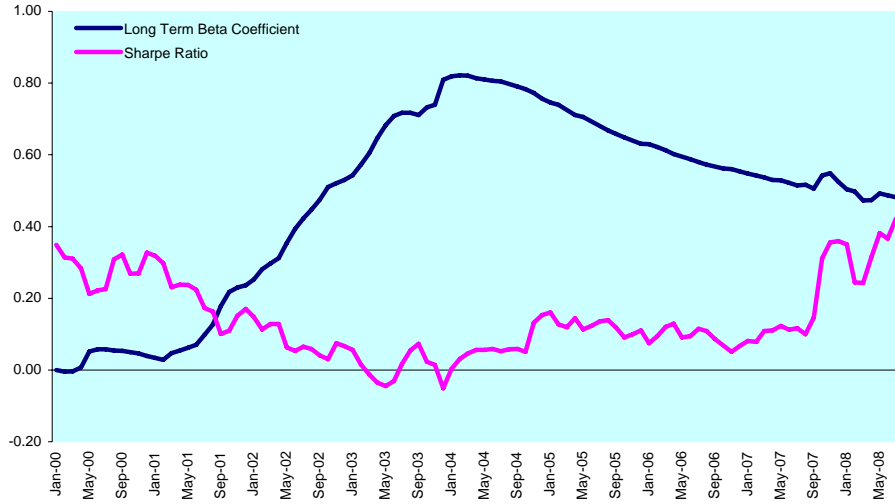
**Graph 98: 12 Months Dividend Yields - Hong Kong**



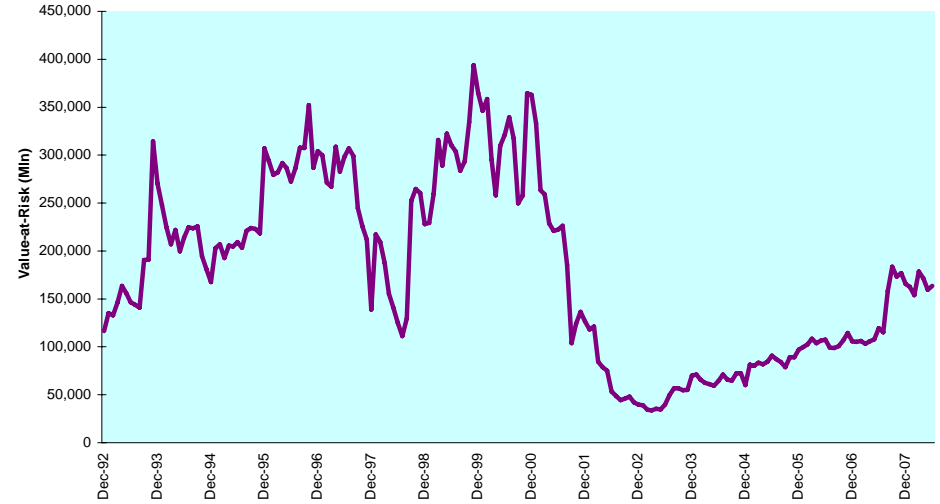
DATE: JULY 2008 CONTACT DETAILS:

EPRA: Schiphol Boulevard 283, 1118 BH Schiphol Airport, The Netherlands, T +31 20 405 3830, F +31 20 405 3840, E info@epra.com, W www.epra.com  
 NAREIT: 1875 Eye Street, N.W., Suite 600, Washington D.C. 20006, USA, T +1 202 739 9400, F +1 202 739 9401, E info@nareit.com, W www.nareit.com

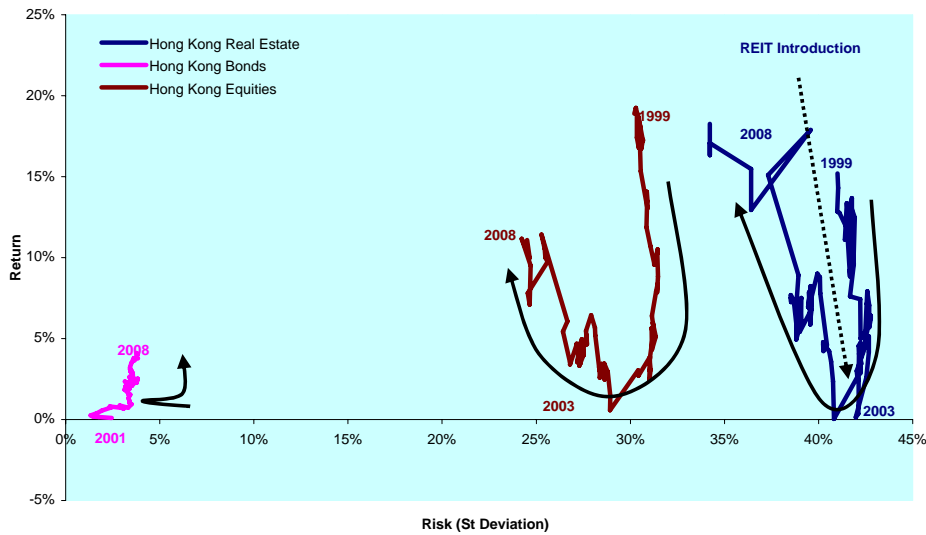
**Graph 99: Long Term Beta Coefficient & Sharpe Ratio - Hong Kong**



**Graph 100: Equally Weighted Value-at-Risk - Hong Kong**



**Graph 101: Rolling 10 Years Risk/Return Profiles - Hong Kong**



DATE: JULY 2008 CONTACT DETAILS:

EPRA: Schiphol Boulevard 283, 1118 BH Schiphol Airport, The Netherlands, T +31 20 405 3830, F +31 20 405 3840, E info@epra.com, W www.epra.com  
 NAREIT: 1875 Eye Street, N.W., Suite 600, Washington D.C. 20006, USA, T +1 202 739 9400, F +1 202 739 9401, E info@nareit.com, W www.nareit.com

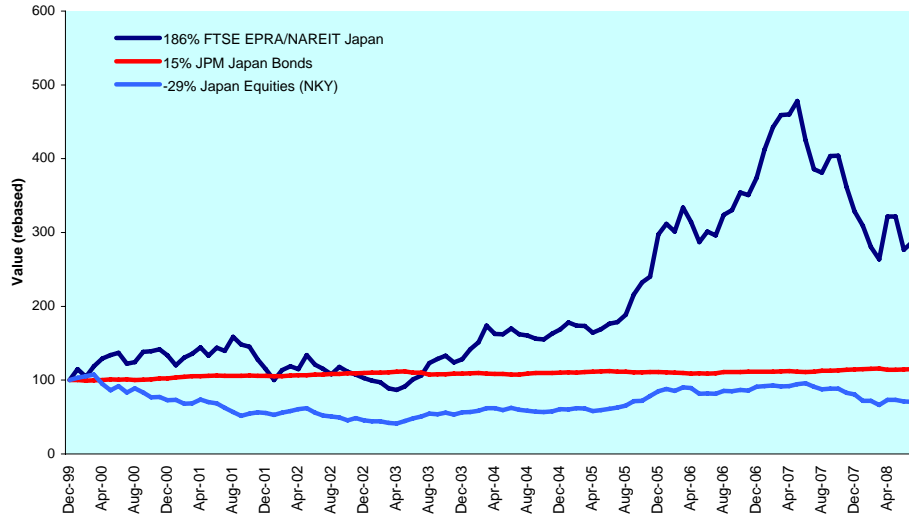
### Section 5.3

#### Japan

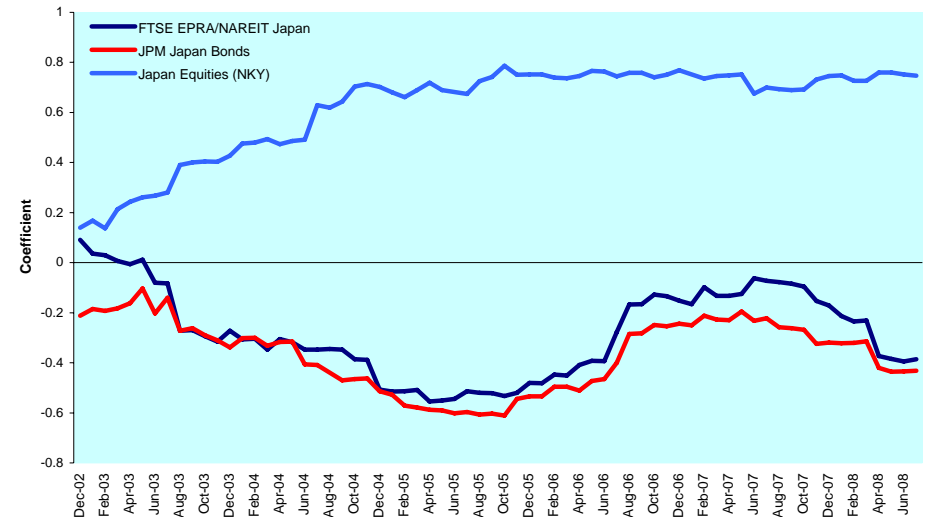
DATE: JULY 2008 CONTACT DETAILS:

EPRA: Schiphol Boulevard 283, 1118 BH Schiphol Airport, The Netherlands, T +31 20 405 3830, F +31 20 405 3840, E info@epra.com, W www.epra.com  
NAREIT: 1875 Eye Street, N.W., Suite 600, Washington D.C. 20006, USA, T +1 202 739 9400, F + 1 202 739 9401, E info@nareit.com, W www.nareit.com

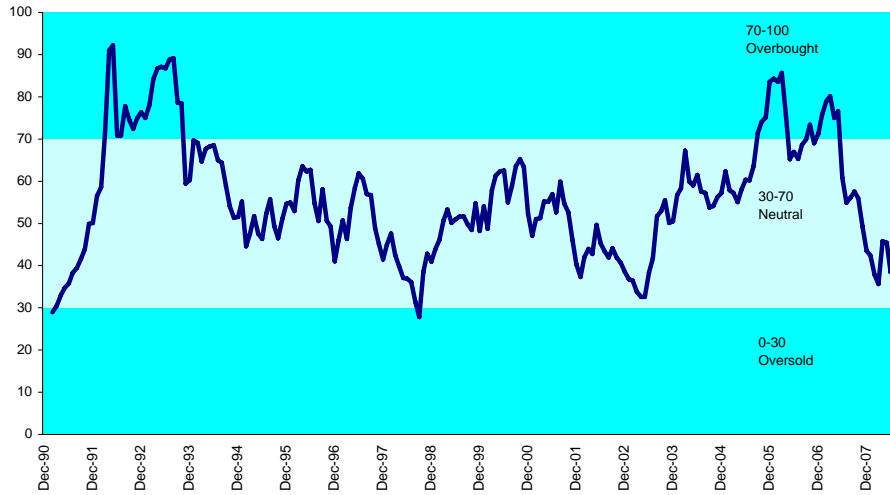
**Graph 102: Bonds, Equities & Real Estate - Japan**



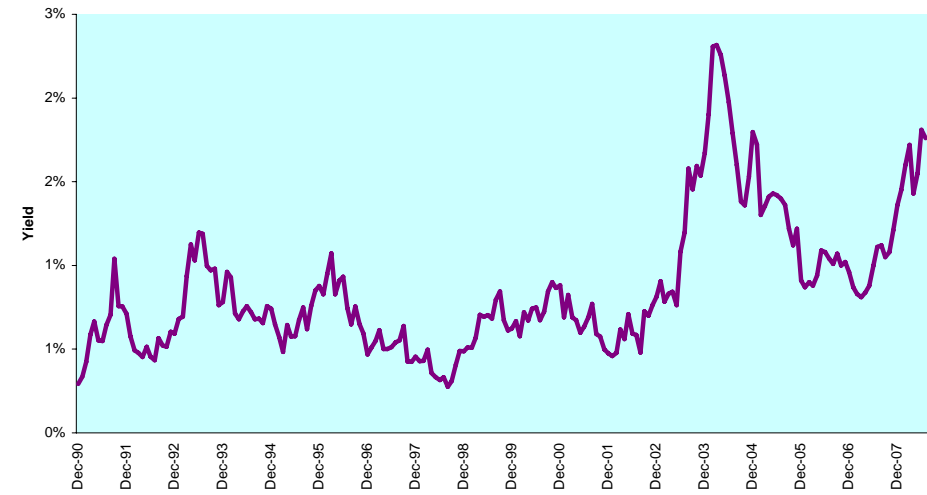
**Graph 103: Asset Classes Correlations - Japan**



**Graph 104: Relative Strength Indicator - Japan**



**Graph 105: 12 Months Dividend Yields - Japan**

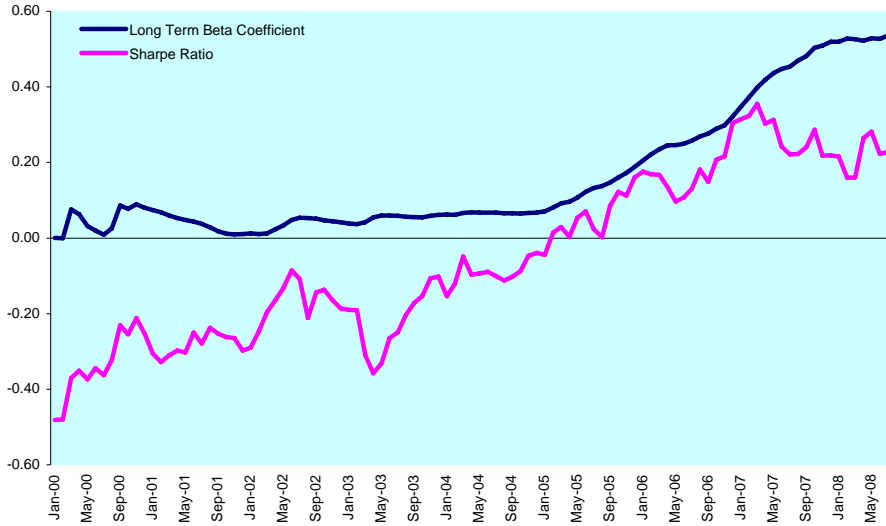


DATE: JULY 2008 CONTACT DETAILS:

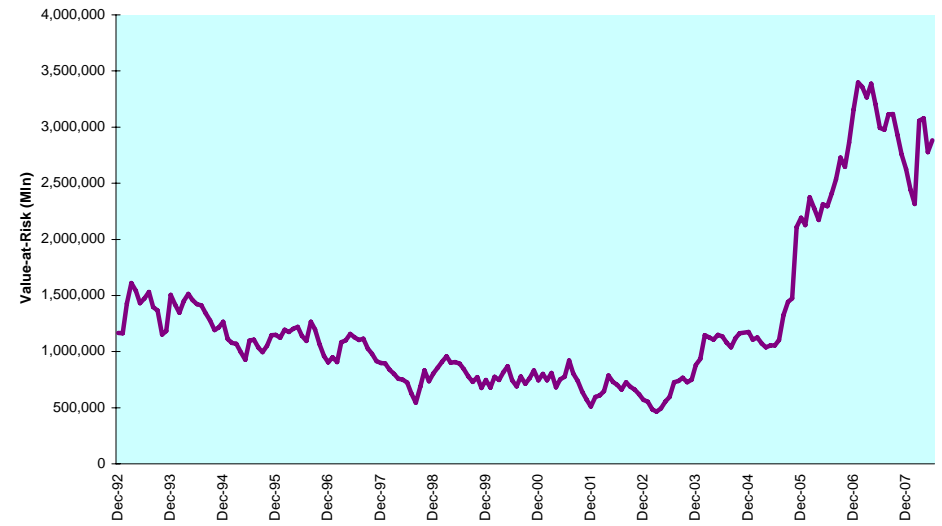
EPRA: Schiphol Boulevard 283, 1118 BH Schiphol Airport, The Netherlands, T +31 20 405 3830, F +31 20 405 3840, E info@epra.com, W www.epra.com  
 NAREIT: 1875 Eye Street, N.W., Suite 600, Washington D.C. 20006, USA, T +1 202 739 9400, F +1 202 739 9401, E info@nareit.com, W www.nareit.com



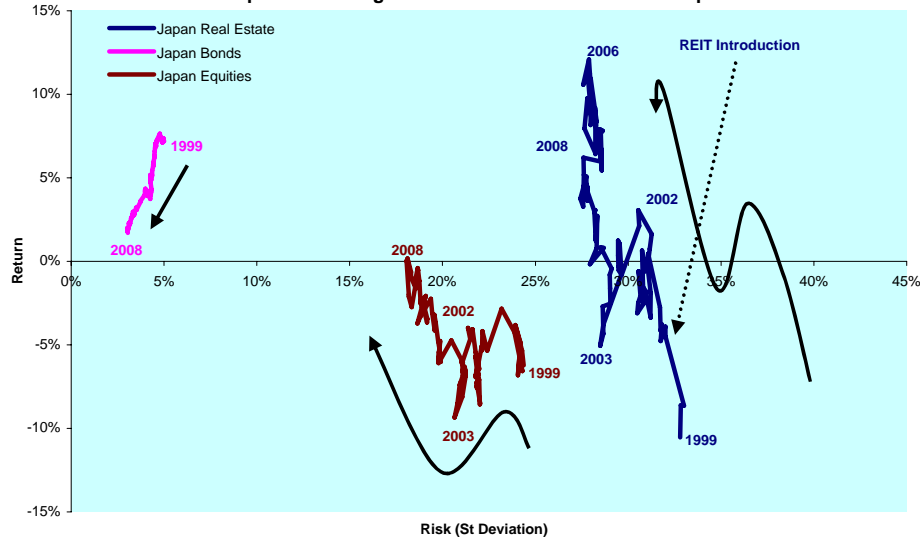
**Graph 106: Long Term Beta Coefficient & Sharpe Ratio - Japan**



**Graph 107: Equally Weighted Value-at-Risk - Japan**



**Graph 108: Rolling 10 Years Risk/Return Profiles - Japan**



DATE: JULY 2008 CONTACT DETAILS:

EPRA: Schiphol Boulevard 283, 1118 BH Schiphol Airport, The Netherlands, T +31 20 405 3830, F +31 20 405 3840, E info@epra.com, W www.epra.com  
 NAREIT: 1875 Eye Street, N.W., Suite 600, Washington D.C. 20006, USA, T +1 202 739 9400, F +1 202 739 9401, E info@nareit.com, W www.nareit.com

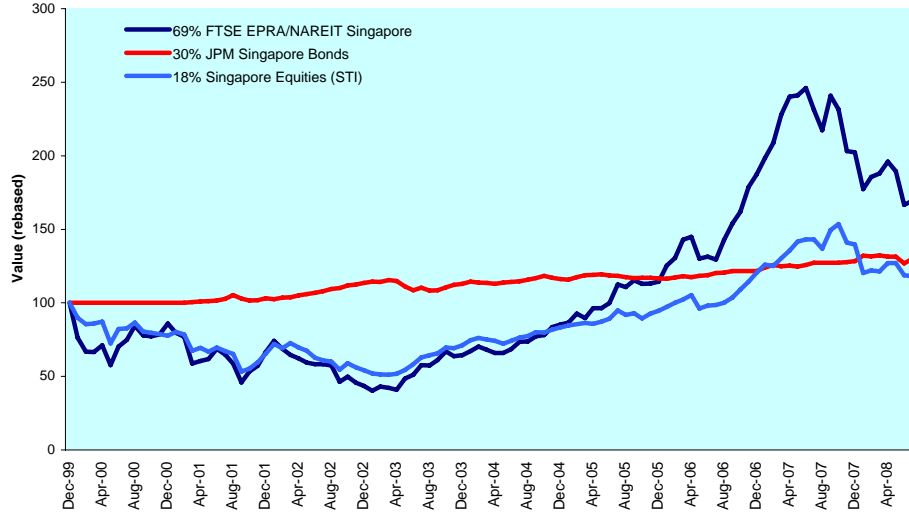
## Section 5.4

### Singapore

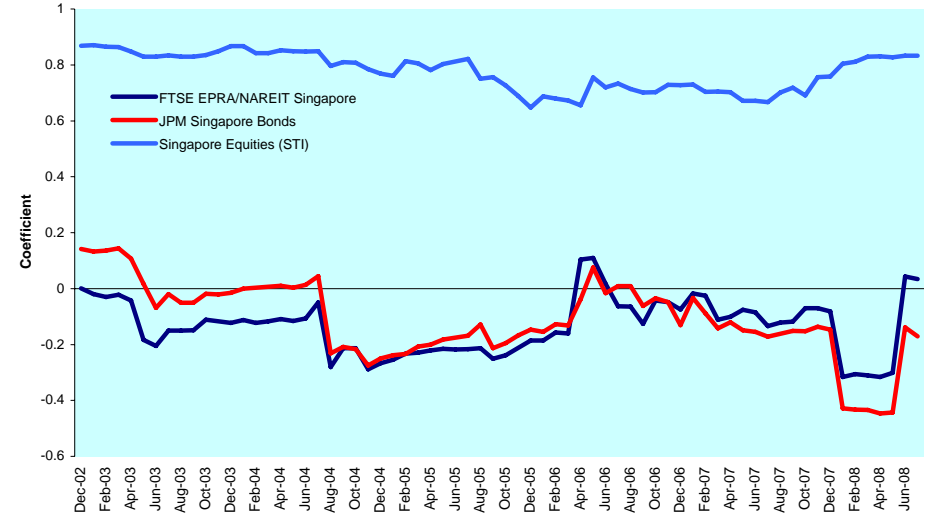
DATE: JULY 2008 CONTACT DETAILS:

EPRA: Schiphol Boulevard 283, 1118 BH Schiphol Airport, The Netherlands, T +31 20 405 3830, F +31 20 405 3840, E [info@epra.com](mailto:info@epra.com), W [www.epra.com](http://www.epra.com)  
NAREIT: 1875 Eye Street, N.W., Suite 600, Washington D.C. 20006, USA, T +1 202 739 9400, F + 1 202 739 9401, E [info@nareit.com](mailto:info@nareit.com), W [www.nareit.com](http://www.nareit.com)

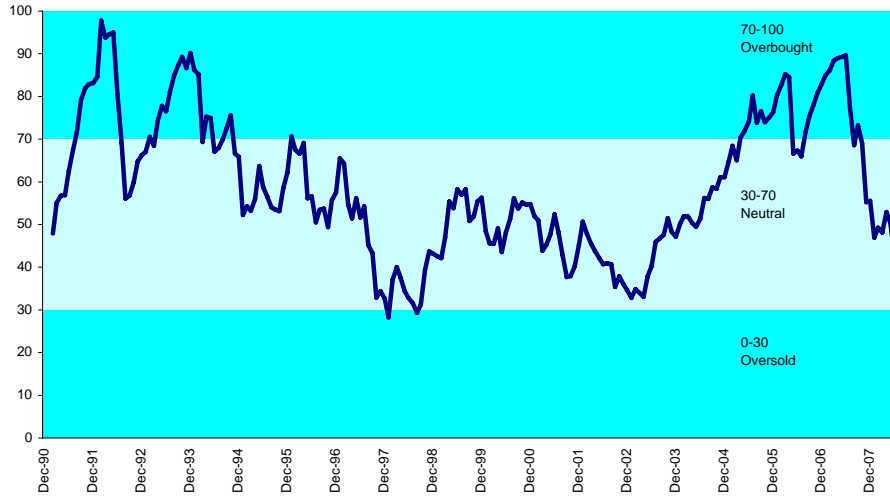
**Graph 109: Bonds, Equities & Real Estate - Singapore**



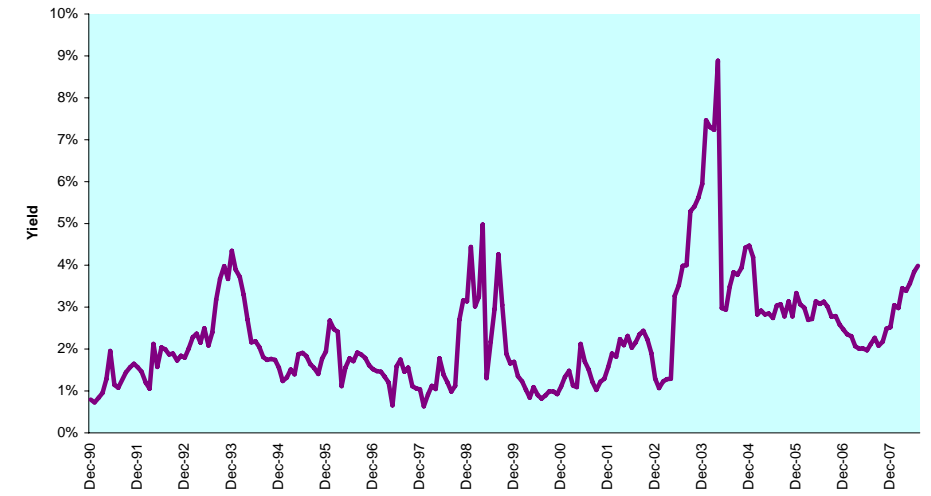
**Graph 110: Asset Classes Correlations - Singapore**



**Graph 111: Relative Strength Indicator - Singapore**



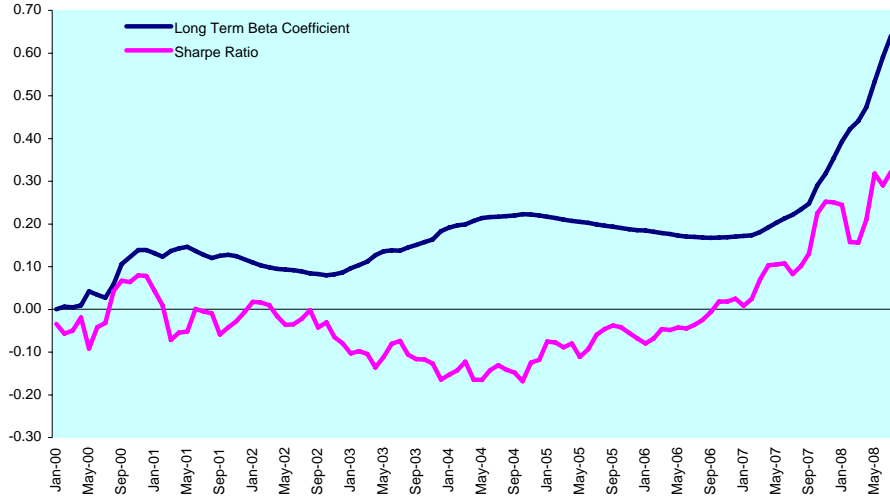
**Graph 112: 12 Months Dividend Yields - Singapore**



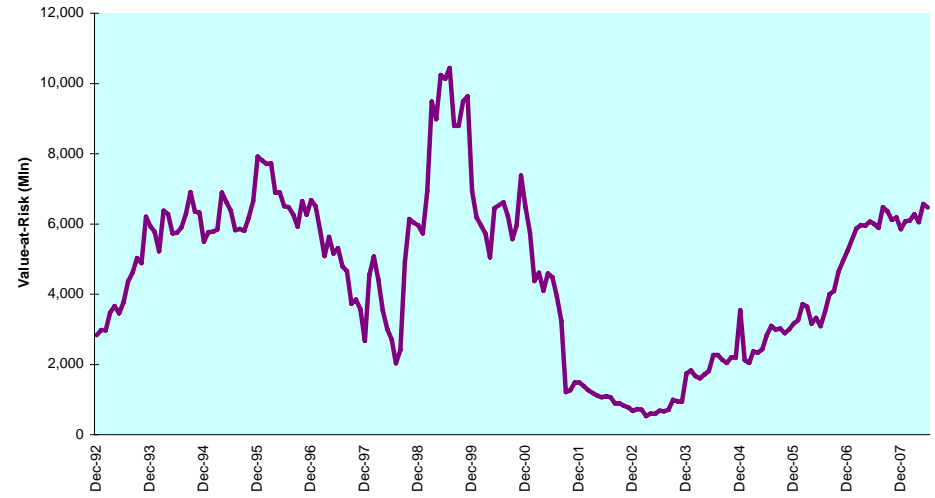
DATE: JULY 2008 CONTACT DETAILS:

EPRA: Schiphol Boulevard 283, 1118 BH Schiphol Airport, The Netherlands, T +31 20 405 3830, F +31 20 405 3840, E info@epra.com, W www.epra.com  
 NAREIT: 1875 Eye Street, N.W., Suite 600, Washington D.C. 20006, USA, T +1 202 739 9400, F +1 202 739 9401, E info@nareit.com, W www.nareit.com

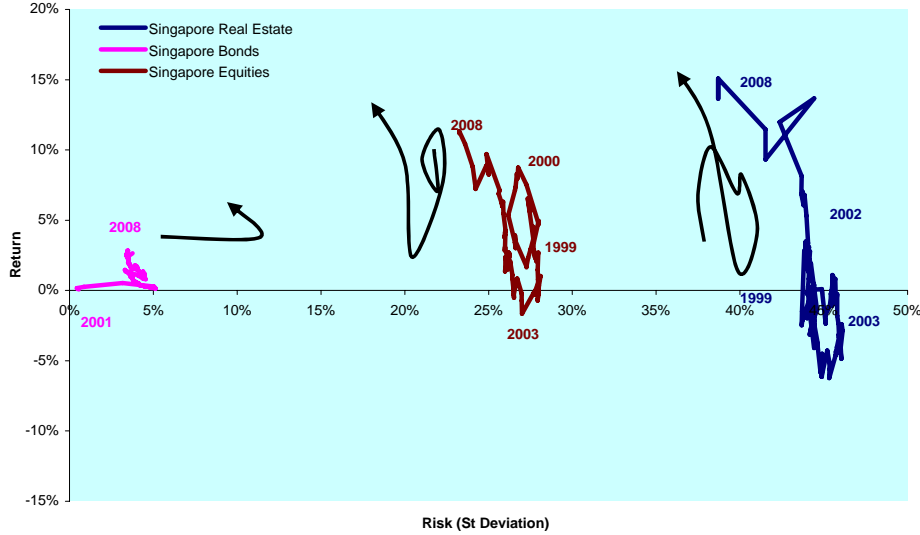
**Graph 113: Long Term Beta Coefficient & Sharpe Ratio - Singapore**



**Graph 114: Equally Weighted Value-at-Risk - Singapore**



**Graph 115: Rolling 10 Years Risk/Return Profiles - Singapore**



DATE: JULY 2008 CONTACT DETAILS:

EPR: Schiphol Boulevard 283, 1118 BH Schiphol Airport, The Netherlands, T +31 20 405 3830, F +31 20 405 3840, E info@epa.com, W www.epa.com  
 NAREIT: 1875 Eye Street, N.W., Suite 600, Washington D.C. 20006, USA, T +1 202 739 9400, F +1 202 739 9401, E info@nareit.com, W www.nareit.com

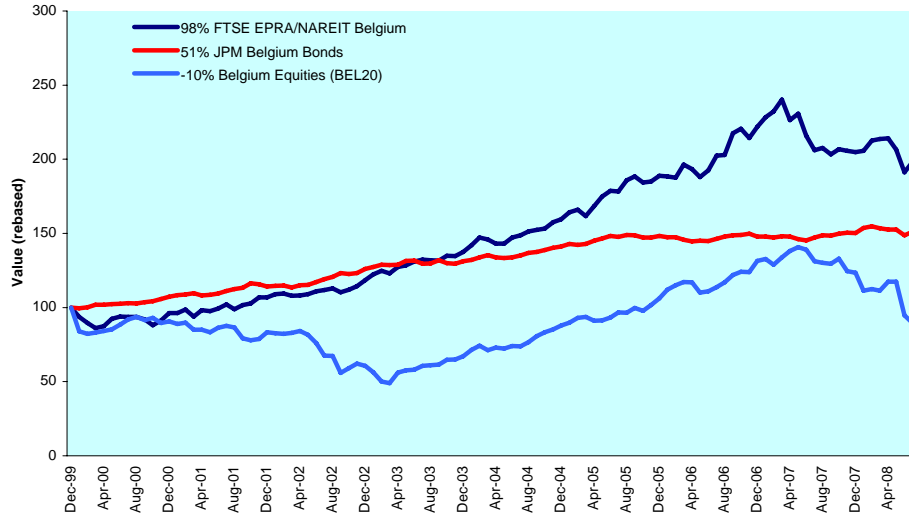
## Section 5.5

### Belgium

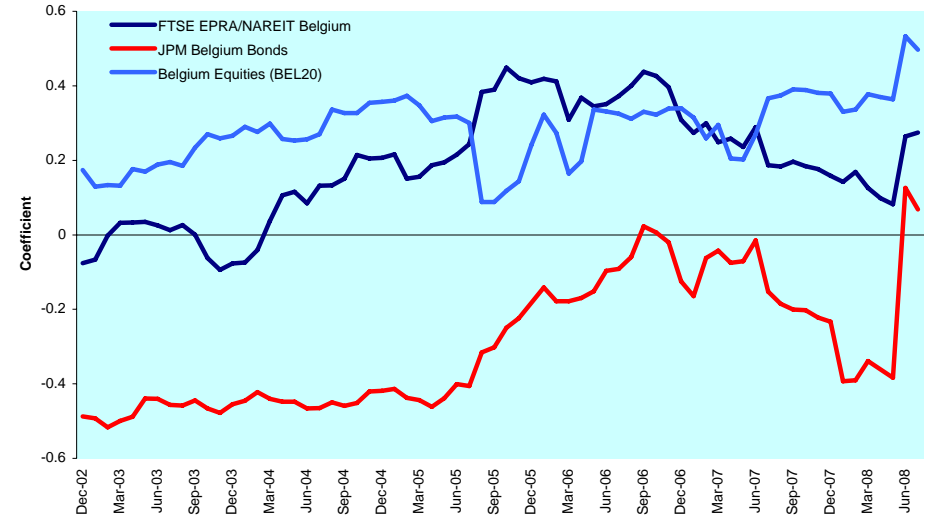
DATE: JULY 2008 CONTACT DETAILS:

EPRA: Schiphol Boulevard 283, 1118 BH Schiphol Airport, The Netherlands, T +31 20 405 3830, F +31 20 405 3840, E [info@epra.com](mailto:info@epra.com), W [www.epra.com](http://www.epra.com)  
NAREIT: 1875 Eye Street, N.W., Suite 600, Washington D.C. 20006, USA, T +1 202 739 9400, F + 1 202 739 9401, E [info@nareit.com](mailto:info@nareit.com), W [www.nareit.com](http://www.nareit.com)

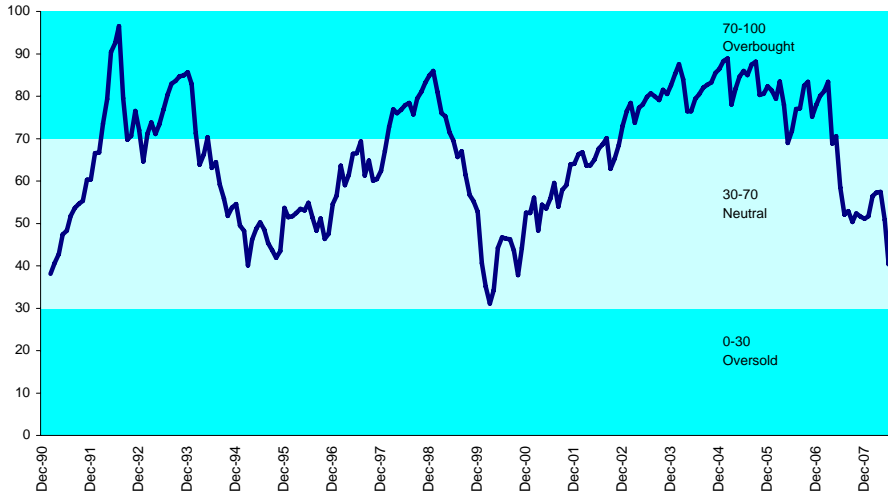
**Graph 116: Bonds, Equities & Real Estate - Belgium**



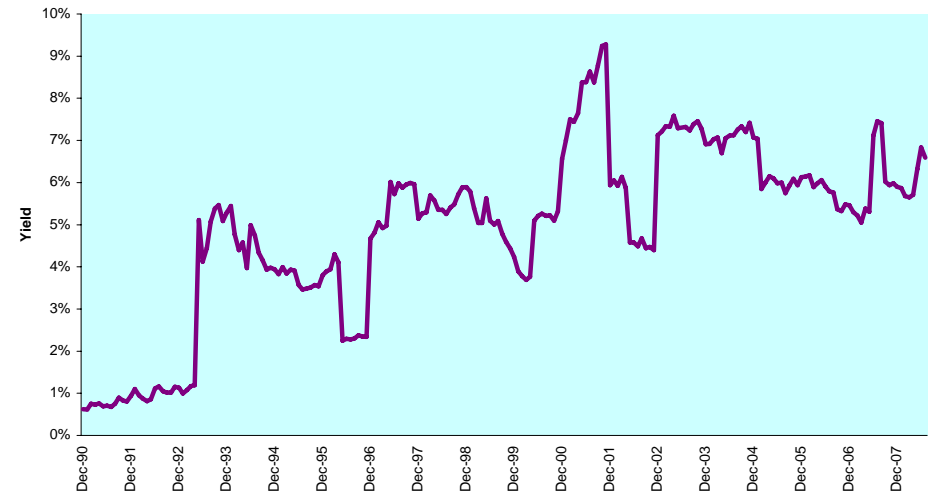
**Graph 117: Asset Classes Correlations - Belgium**



**Graph 118: Relative Strength Indicator - Belgium**



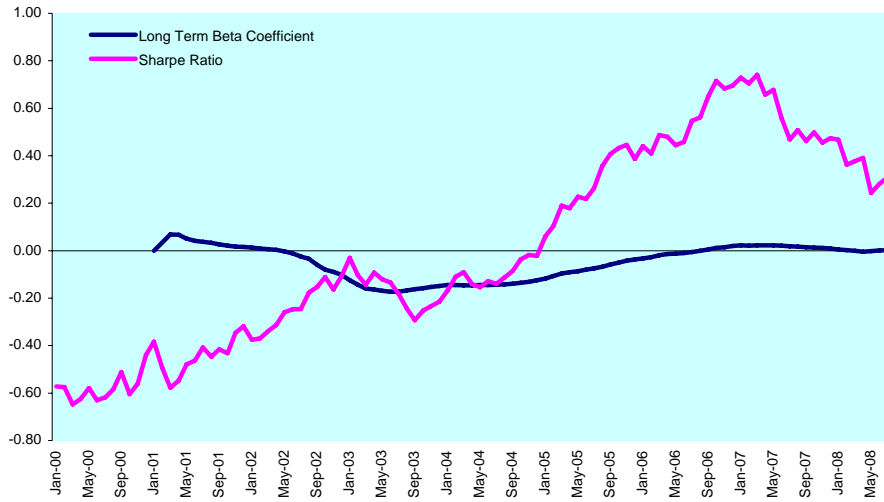
**Graph 119: 12 Months Dividend Yields - Belgium**



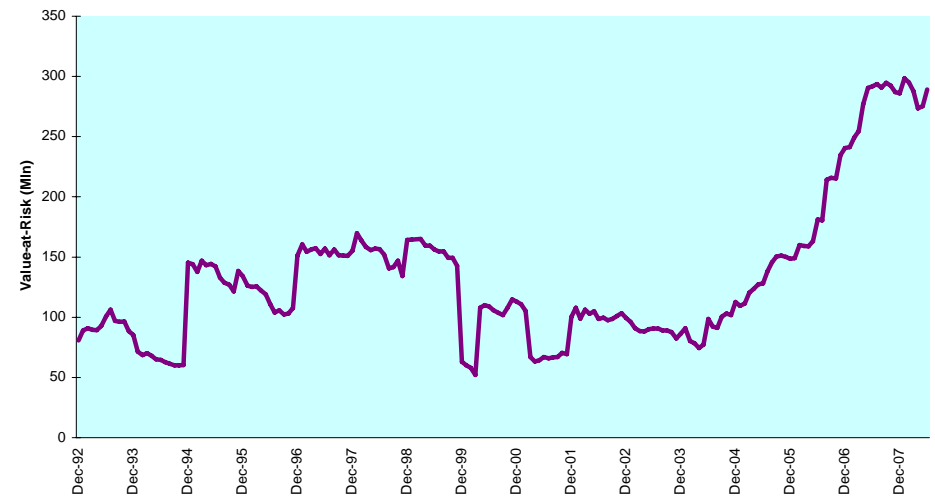
DATE: JULY 2008 CONTACT DETAILS:

EPRA: Schiphol Boulevard 283, 1118 BH Schiphol Airport, The Netherlands, T +31 20 405 3830, F +31 20 405 3840, E info@epra.com, W www.epra.com  
 NAREIT: 1875 Eye Street, N.W., Suite 600, Washington D.C. 20006, USA, T +1 202 739 9400, F + 1 202 739 9401, E info@nareit.com, W www.nareit.com

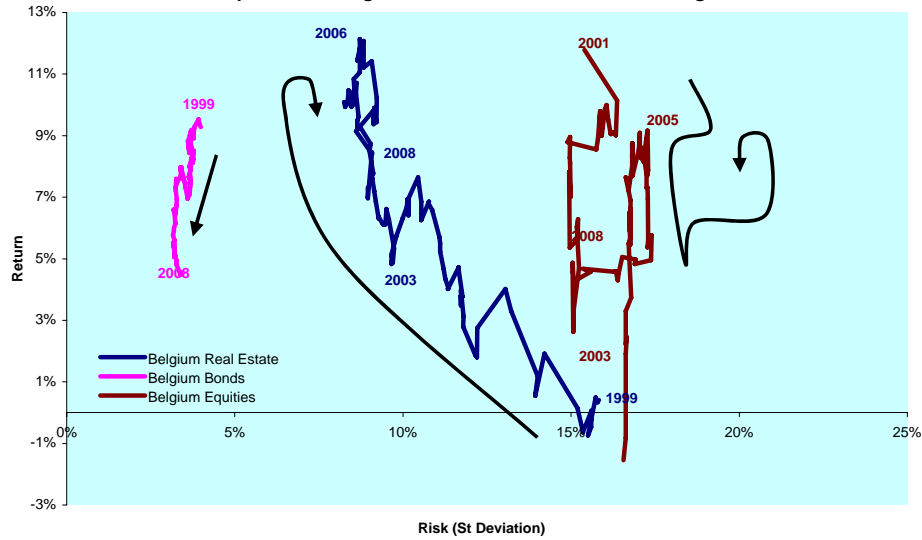
**Graph 120: Long Term Beta Coefficient & Sharpe Ratio - Belgium**



**Graph 121: Equally Weighted Value-at-Risk - Belgium**



**Graph 122: Rolling 10 Years Risk/Return Profiles - Belgium**



DATE: JULY 2008 CONTACT DETAILS:

EPRA: Schiphol Boulevard 283, 1118 BH Schiphol Airport, The Netherlands, T +31 20 405 3830, F +31 20 405 3840, E info@epra.com, W www.epra.com  
 NAREIT: 1875 Eye Street, N.W., Suite 600, Washington D.C. 20006, USA, T +1 202 739 9400, F +1 202 739 9401, E info@nareit.com, W www.nareit.com

## Section 5.6

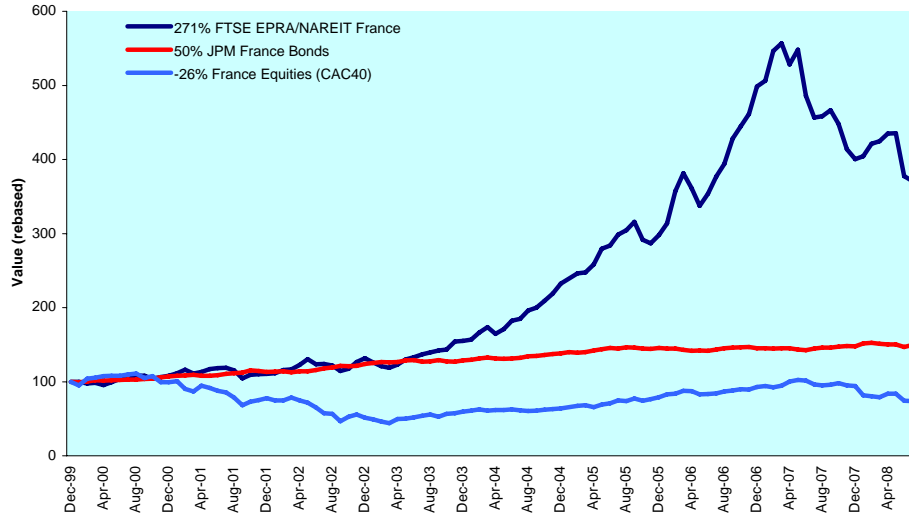
### France

DATE: JULY 2008 CONTACT DETAILS:

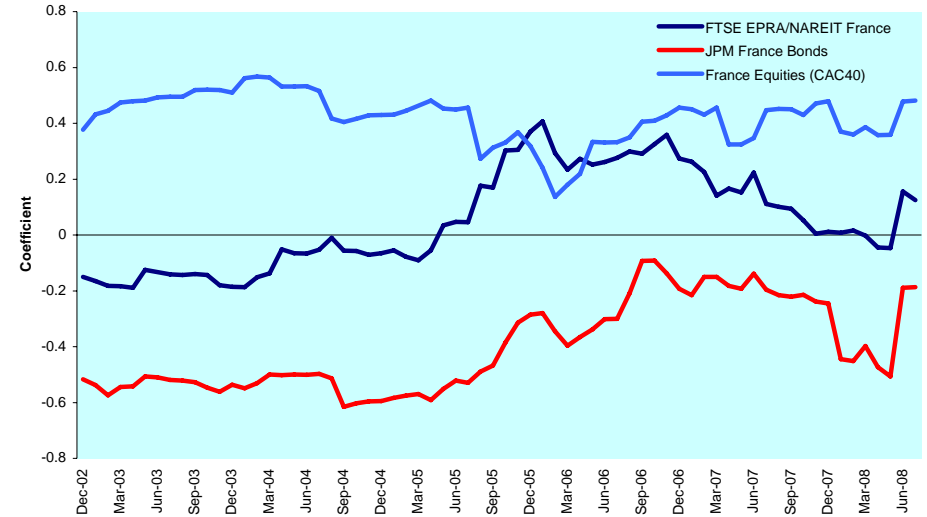
EPRA: Schiphol Boulevard 283, 1118 BH Schiphol Airport, The Netherlands, T +31 20 405 3830, F +31 20 405 3840, E [info@epra.com](mailto:info@epra.com), W [www.epra.com](http://www.epra.com)  
NAREIT: 1875 Eye Street, N.W., Suite 600, Washington D.C. 20006, USA, T +1 202 739 9400, F + 1 202 739 9401, E [info@nareit.com](mailto:info@nareit.com), W [www.nareit.com](http://www.nareit.com)



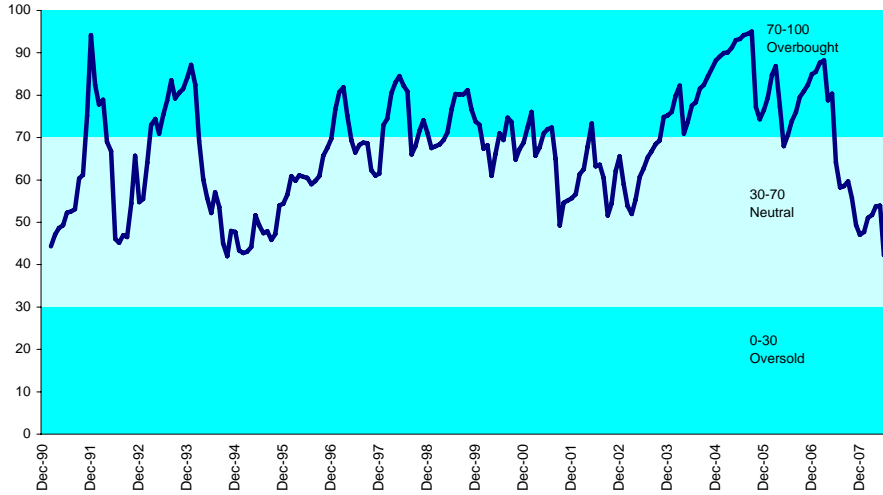
**Graph 123: Bonds, Equities & Real Estate - France**



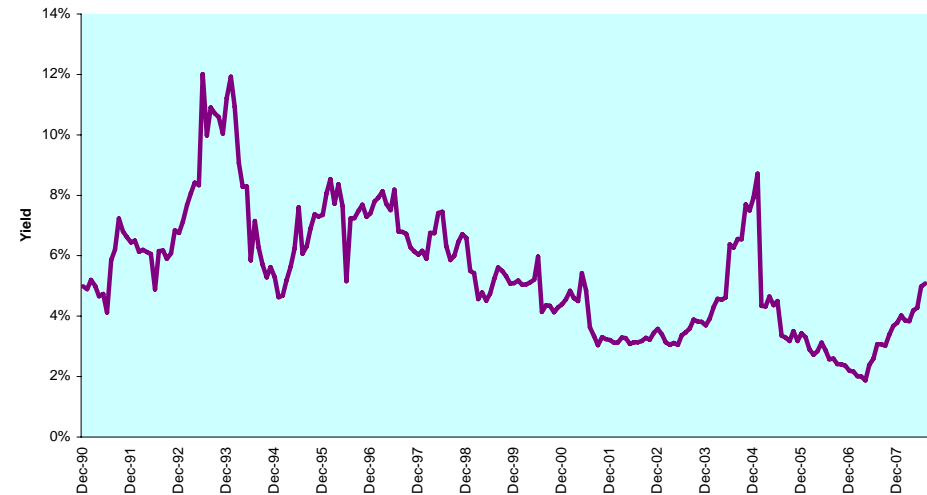
**Graph 124: Asset Classes Correlations - France**



**Graph 125: Relative Strength Indicator - France**



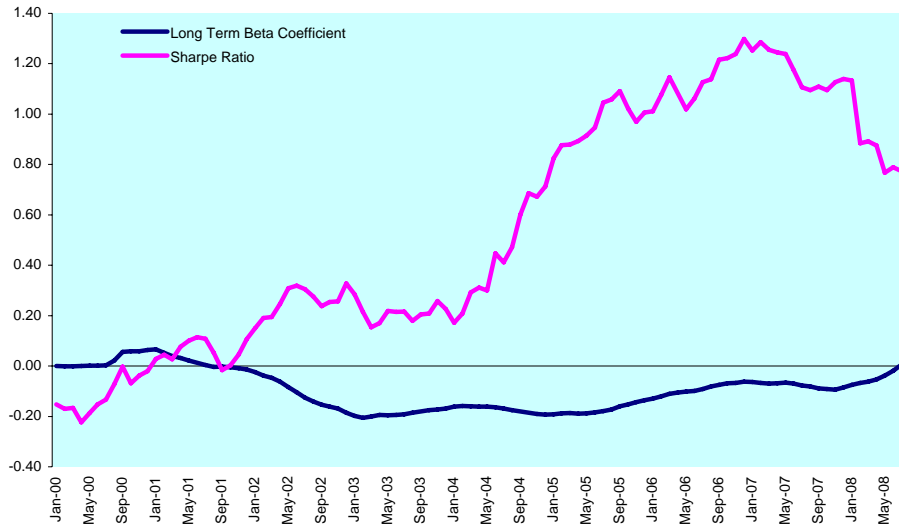
**Graph 126: 12 Months Dividend Yields - France**



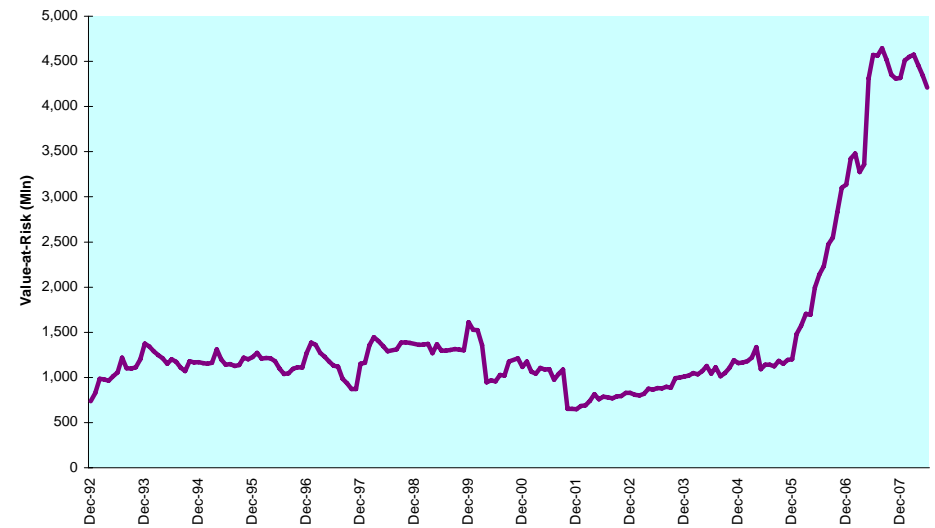
DATE: JULY 2008 CONTACT DETAILS:

EPRA: Schiphol Boulevard 283, 1118 BH Schiphol Airport, The Netherlands, T +31 20 405 3830, F +31 20 405 3840, E info@epra.com, W www.epra.com  
 NAREIT: 1875 Eye Street, N.W., Suite 600, Washington D.C. 20006, USA, T +1 202 739 9400, F +1 202 739 9401, E info@nareit.com, W www.nareit.com

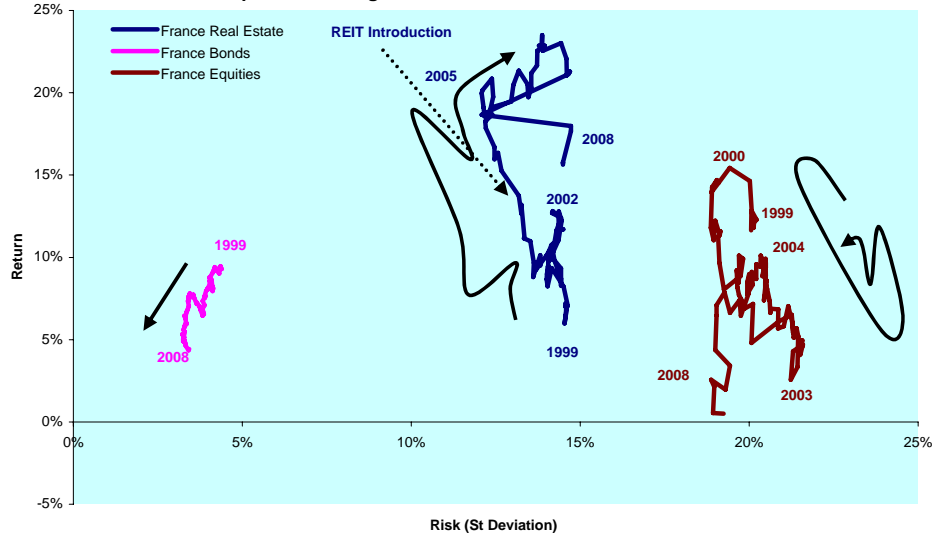
**Graph 127: Long Term Beta Coefficient & Sharpe Ratio - France**



**Graph 128: Equally Weighted Value-at-Risk - France**



**Graph 129: Rolling 10 Years Risk/Return Profiles - France**



DATE: JULY 2008 CONTACT DETAILS:

EPRA: Schiphol Boulevard 283, 1118 BH Schiphol Airport, The Netherlands, T +31 20 405 3830, F +31 20 405 3840, E info@epra.com, W www.epra.com  
 NAREIT: 1875 Eye Street, N.W., Suite 600, Washington D.C. 20006, USA, T +1 202 739 9400, F +1 202 739 9401, E info@nareit.com, W www.nareit.com

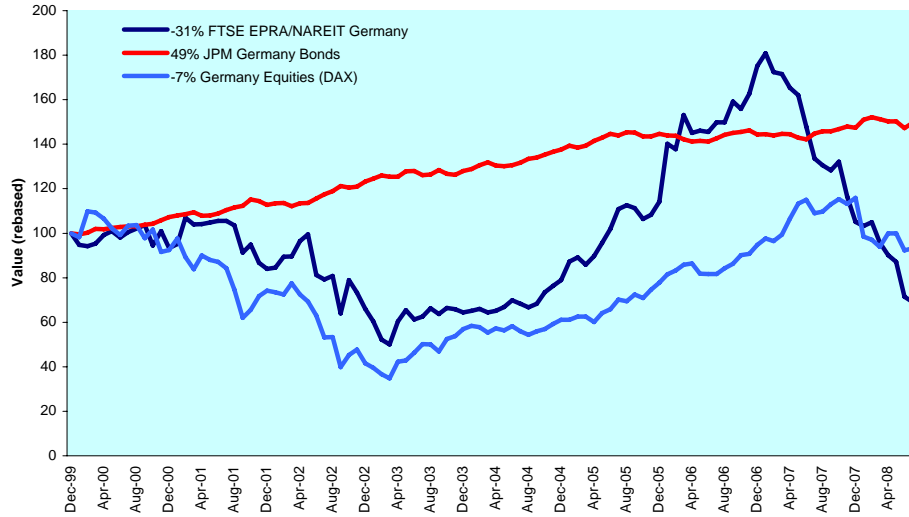
## Section 5.7

### Germany

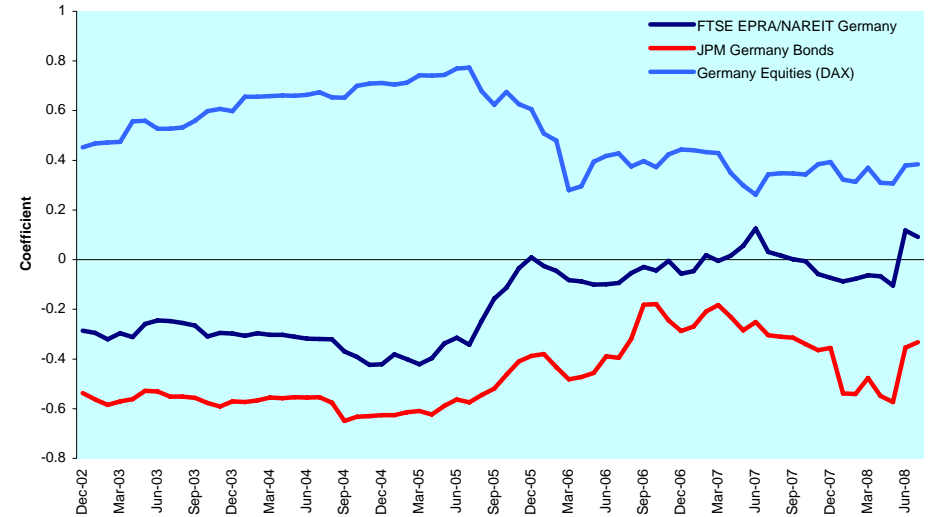
DATE: JULY 2008 CONTACT DETAILS:

EPRA: Schiphol Boulevard 283, 1118 BH Schiphol Airport, The Netherlands, T +31 20 405 3830, F +31 20 405 3840, E [info@epra.com](mailto:info@epra.com), W [www.epra.com](http://www.epra.com)  
NAREIT: 1875 Eye Street, N.W., Suite 600, Washington D.C. 20006, USA, T +1 202 739 9400, F + 1 202 739 9401, E [info@nareit.com](mailto:info@nareit.com), W [www.nareit.com](http://www.nareit.com)

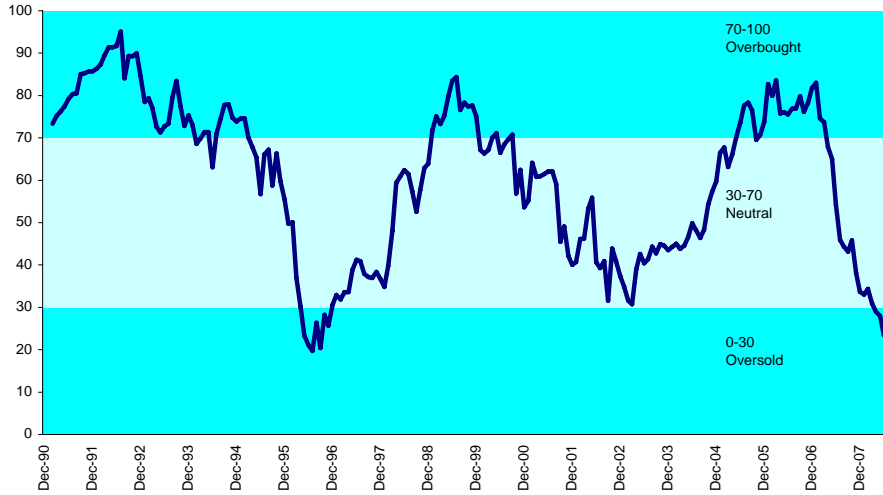
**Graph 130: Bonds, Equities & Real Estate - Germany**



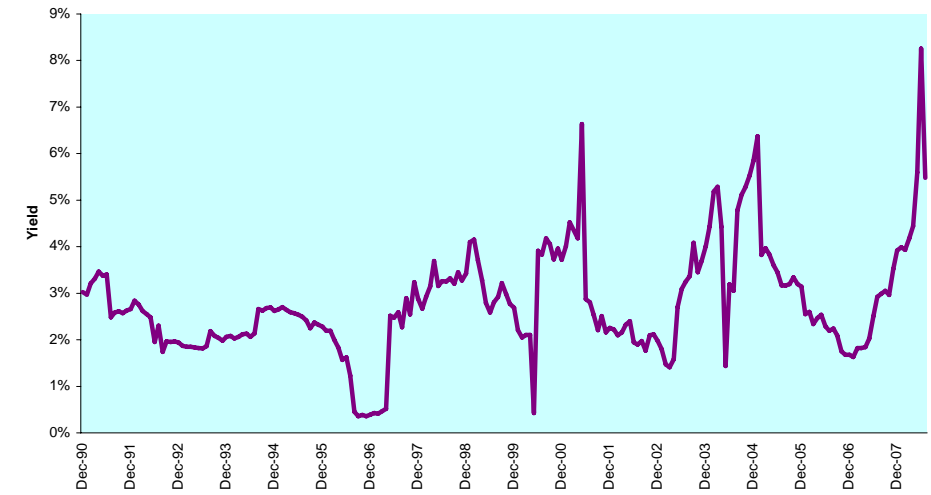
**Graph 131: Asset Classes Correlations - Germany**



**Graph 132: Relative Strength Indicator - Germany**



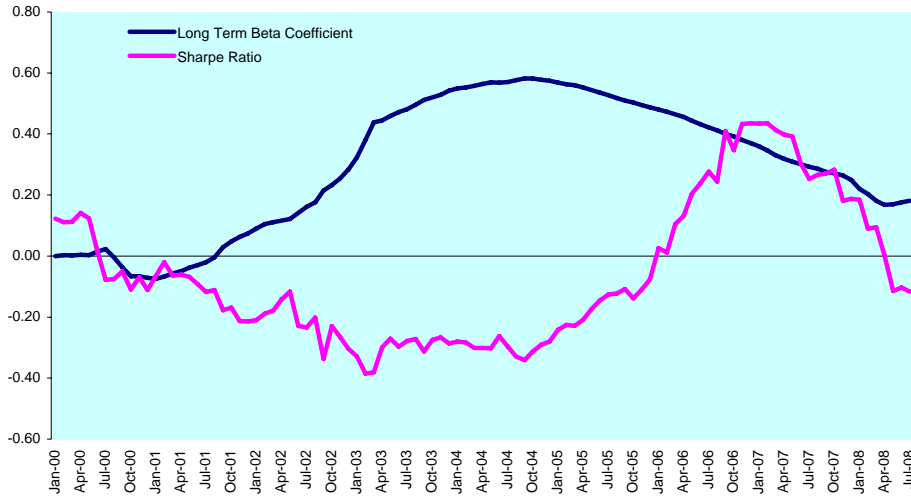
**Graph 133: 12 Months Dividend Yields - Germany**



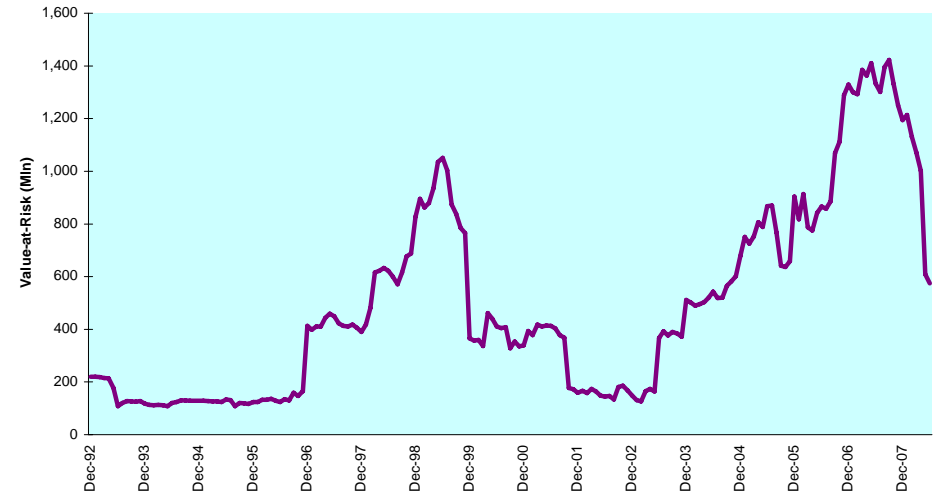
DATE: JULY 2008 CONTACT DETAILS:

EPRA: Schiphol Boulevard 283, 1118 BH Schiphol Airport, The Netherlands, T +31 20 405 3830, F +31 20 405 3840, E info@epra.com, W www.epra.com  
 NAREIT: 1875 Eye Street, N.W., Suite 600, Washington D.C. 20006, USA, T +1 202 739 9400, F +1 202 739 9401, E info@nareit.com, W www.nareit.com

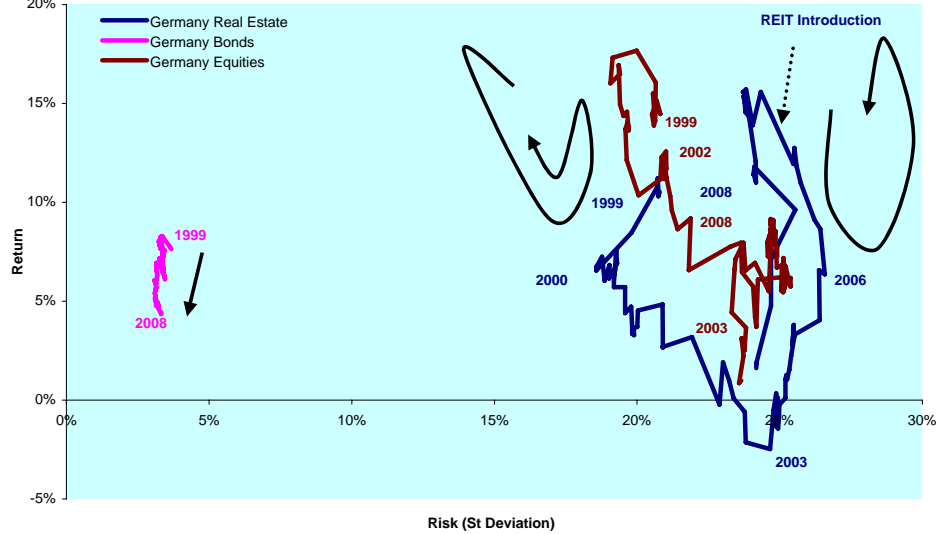
**Graph 134: Long Term Beta Coefficient & Sharpe Ratio - Germany**



**Graph 135: Equally Weighted Value-at-Risk - Germany**



**Graph 136: Rolling 10 Years Risk/Return Profiles - Germany**



DATE: JULY 2008 CONTACT DETAILS:

EPRA: Schiphol Boulevard 283, 1118 BH Schiphol Airport, The Netherlands, T +31 20 405 3830, F +31 20 405 3840, E info@epra.com, W www.epra.com  
 NAREIT: 1875 Eye Street, N.W., Suite 600, Washington D.C. 20006, USA, T +1 202 739 9400, F +1 202 739 9401, E info@nareit.com, W www.nareit.com

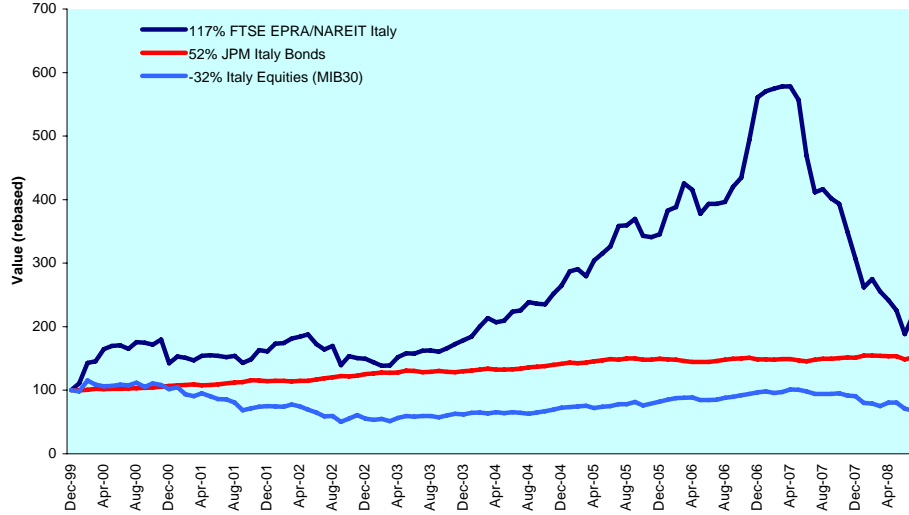
## Section 5.8

### Italy

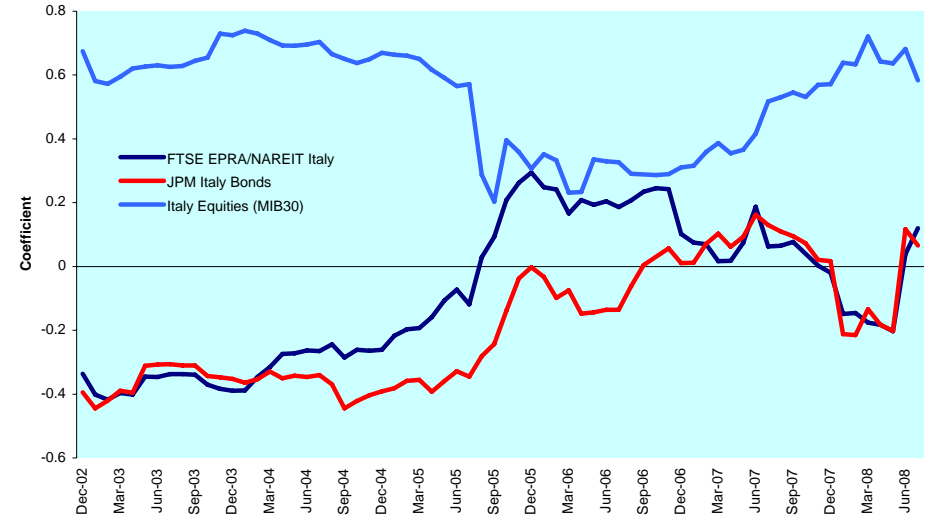
DATE: JULY 2008 CONTACT DETAILS:

EPRA: Schiphol Boulevard 283, 1118 BH Schiphol Airport, The Netherlands, T +31 20 405 3830, F +31 20 405 3840, E [info@epra.com](mailto:info@epra.com), W [www.epra.com](http://www.epra.com)  
NAREIT: 1875 Eye Street, N.W., Suite 600, Washington D.C. 20006, USA, T +1 202 739 9400, F + 1 202 739 9401, E [info@nareit.com](mailto:info@nareit.com), W [www.nareit.com](http://www.nareit.com)

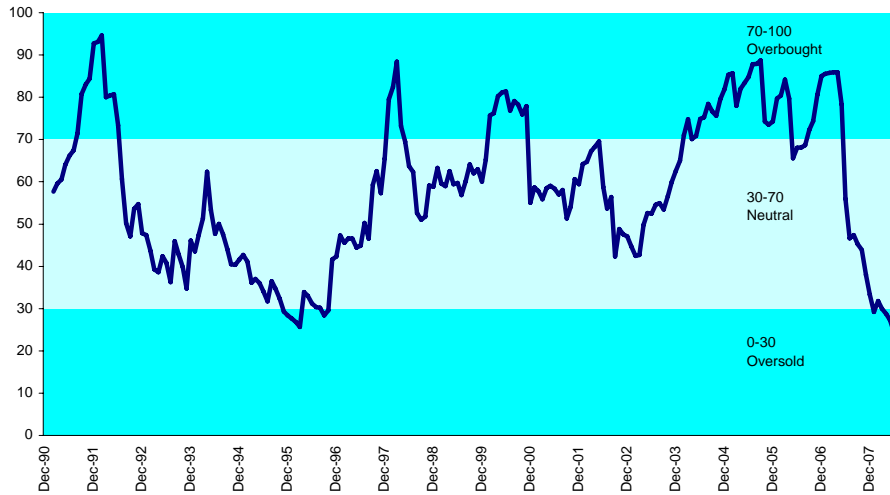
**Graph 137: Bonds, Equities & Real Estate - Italy**



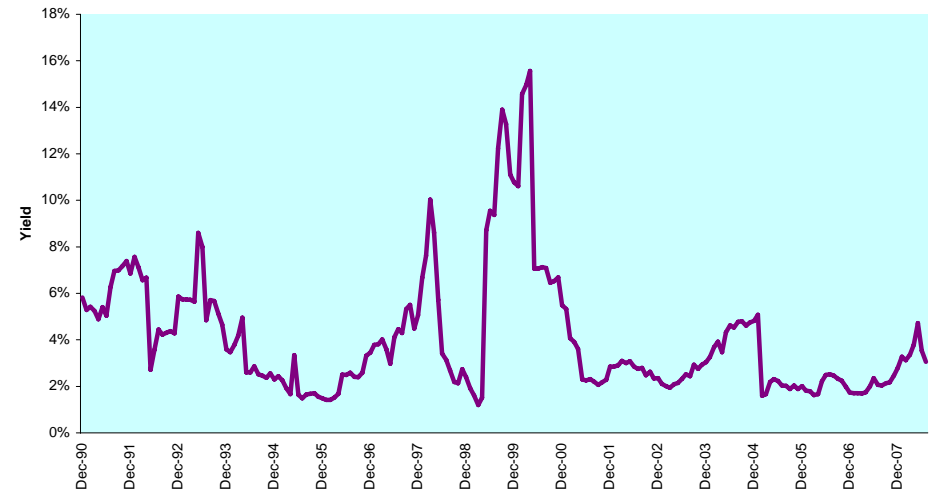
**Graph 138: Asset Classes Correlations - Italy**



**Graph 139: Relative Strength Indicator - Italy**



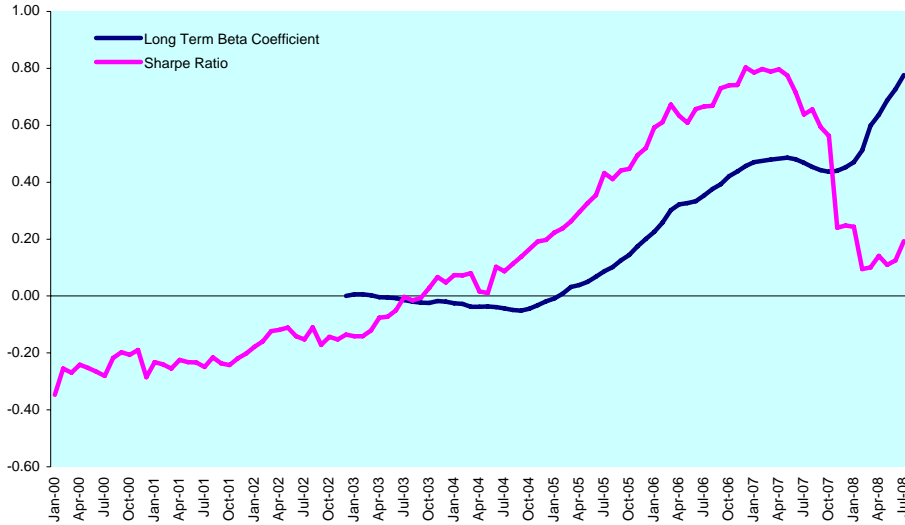
**Graph 140: 12 Months Dividend Yields - Italy**



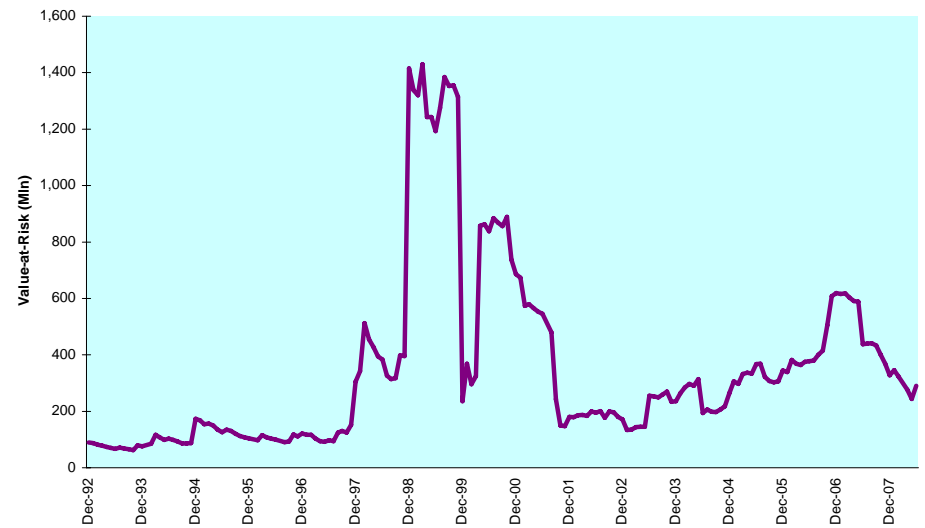
DATE: JULY 2008 CONTACT DETAILS:

EPRA: Schiphol Boulevard 283, 1118 BH Schiphol Airport, The Netherlands, T +31 20 405 3830, F +31 20 405 3840, E info@epra.com, W www.epra.com  
 NAREIT: 1875 Eye Street, N.W., Suite 600, Washington D.C. 20006, USA, T +1 202 739 9400, F +1 202 739 9401, E info@nareit.com, W www.nareit.com

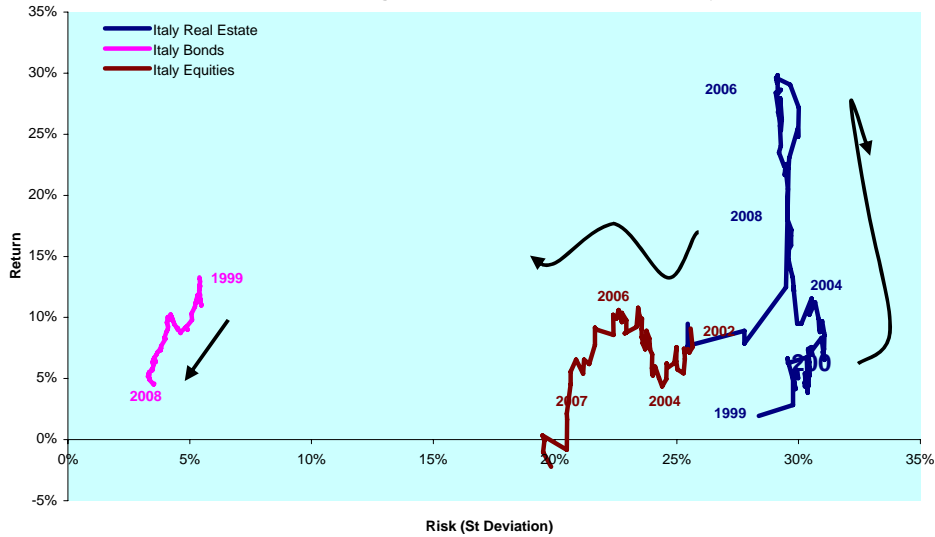
**Graph 141: Long Term Beta Coefficient & Sharpe Ratio - Italy**



**Graph 142: Equally Weighted Value-at-Risk - Italy**



**Graph 143: Rolling 10 Years Risk/Return Profiles - Italy**



DATE: JULY 2008 CONTACT DETAILS:

EPRA: Schiphol Boulevard 283, 1118 BH Schiphol Airport, The Netherlands, T +31 20 405 3830, F +31 20 405 3840, E info@epra.com, W www.epra.com  
 NAREIT: 1875 Eye Street, N.W., Suite 600, Washington D.C. 20006, USA, T +1 202 739 9400, F +1 202 739 9401, E info@nareit.com, W www.nareit.com



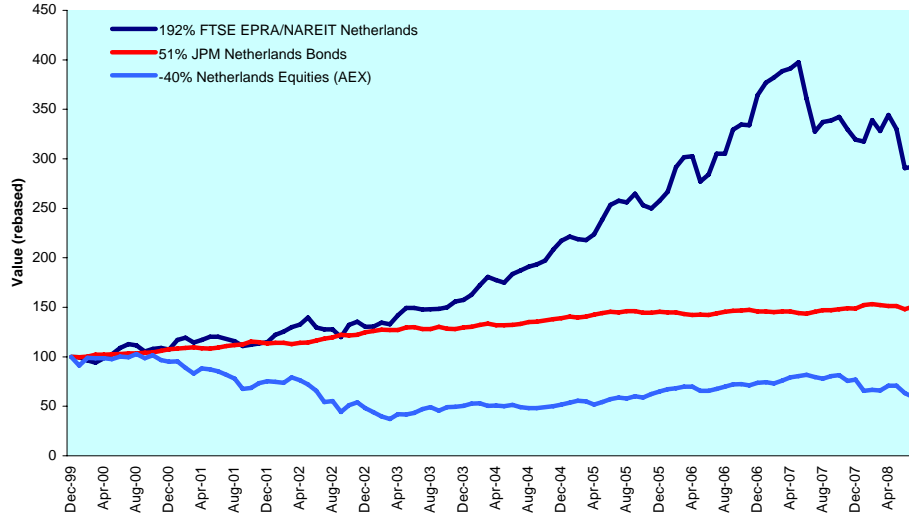
## Section 5.9

### Netherlands

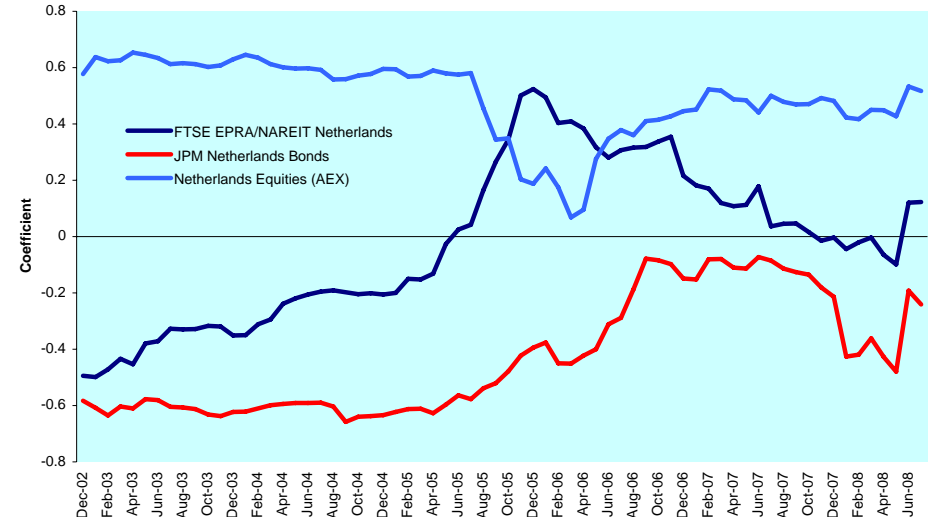
DATE: JULY 2008 CONTACT DETAILS:

EPRA: Schiphol Boulevard 283, 1118 BH Schiphol Airport, The Netherlands, T +31 20 405 3830, F +31 20 405 3840, E [info@epra.com](mailto:info@epra.com), W [www.epra.com](http://www.epra.com)  
NAREIT: 1875 Eye Street, N.W., Suite 600, Washington D.C. 20006, USA, T +1 202 739 9400, F + 1 202 739 9401, E [info@nareit.com](mailto:info@nareit.com), W [www.nareit.com](http://www.nareit.com)

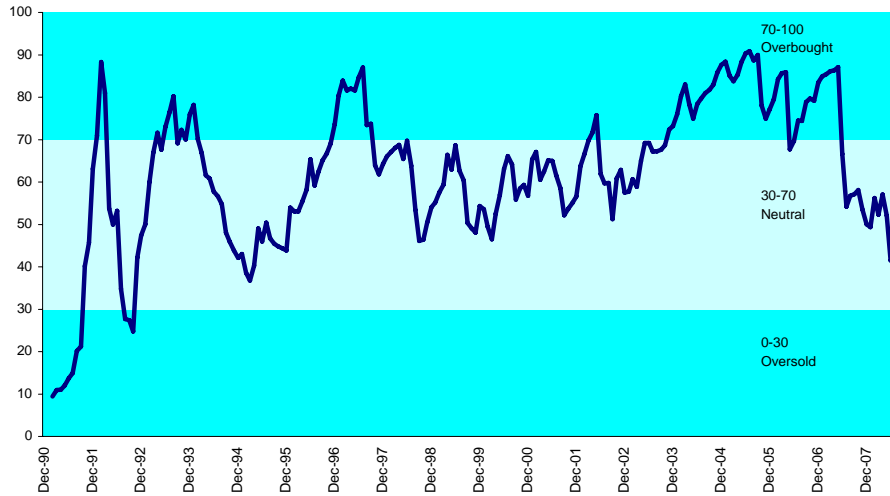
**Graph 144: Bonds, Equities & Real Estate - Netherlands**



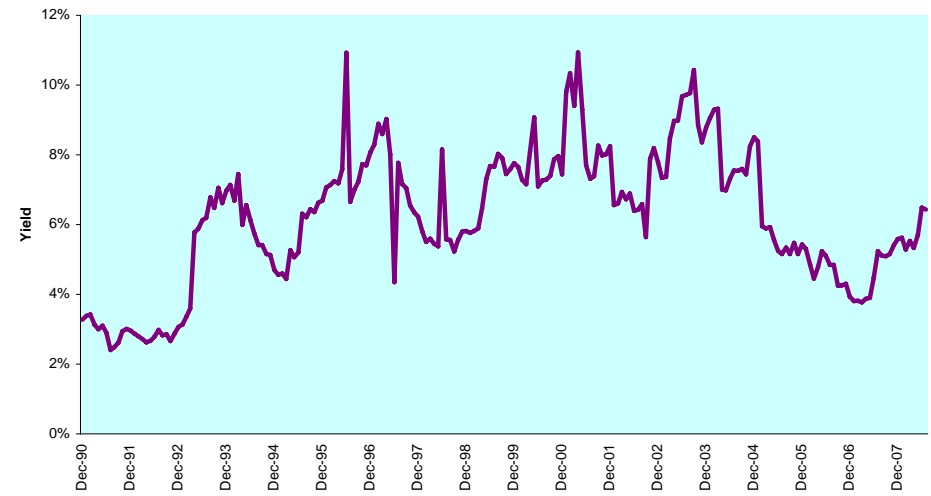
**Graph 145: Asset Classes Correlations - Netherlands**



**Graph 146: Relative Strength Indicator - Netherlands**



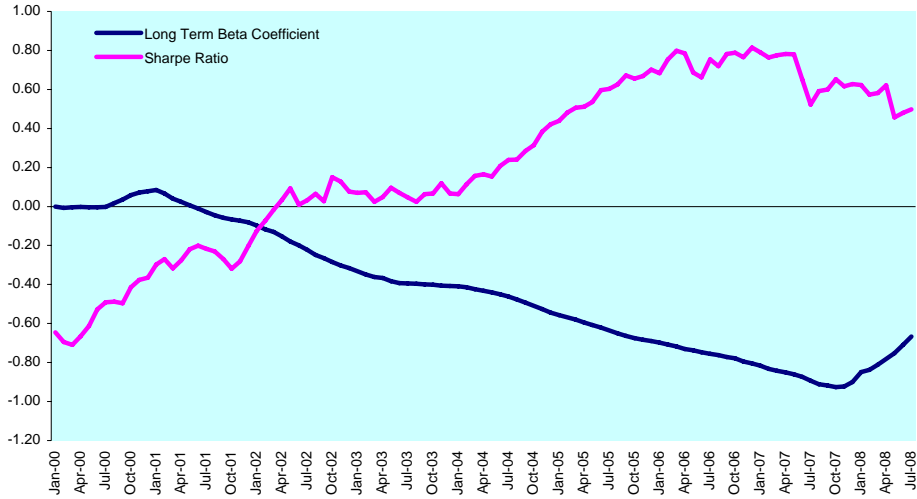
**Graph 147: 12 Months Dividend Yields - Netherlands**



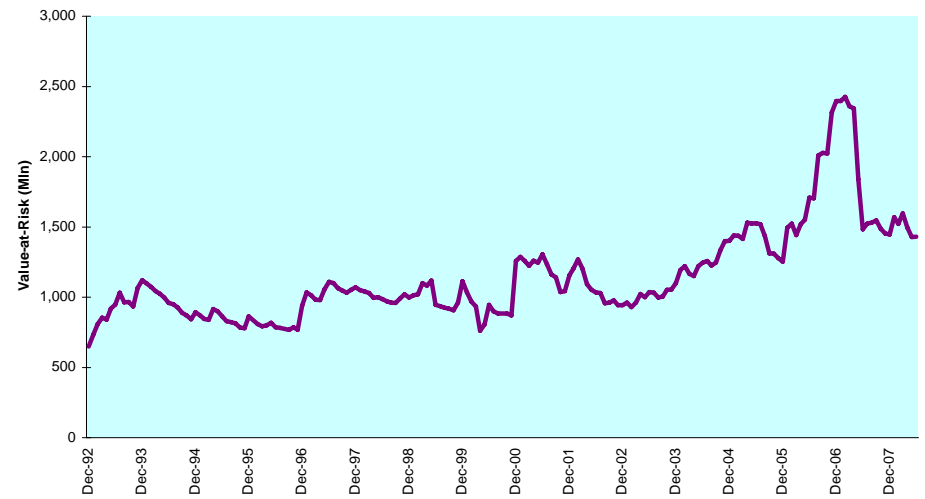
DATE: JULY 2008 CONTACT DETAILS:

EPRA: Schiphol Boulevard 283, 1118 BH Schiphol Airport, The Netherlands, T +31 20 405 3830, F +31 20 405 3840, E info@epra.com, W www.epra.com  
 NAREIT: 1875 Eye Street, N.W., Suite 600, Washington D.C. 20006, USA, T +1 202 739 9400, F +1 202 739 9401, E info@nareit.com, W www.nareit.com

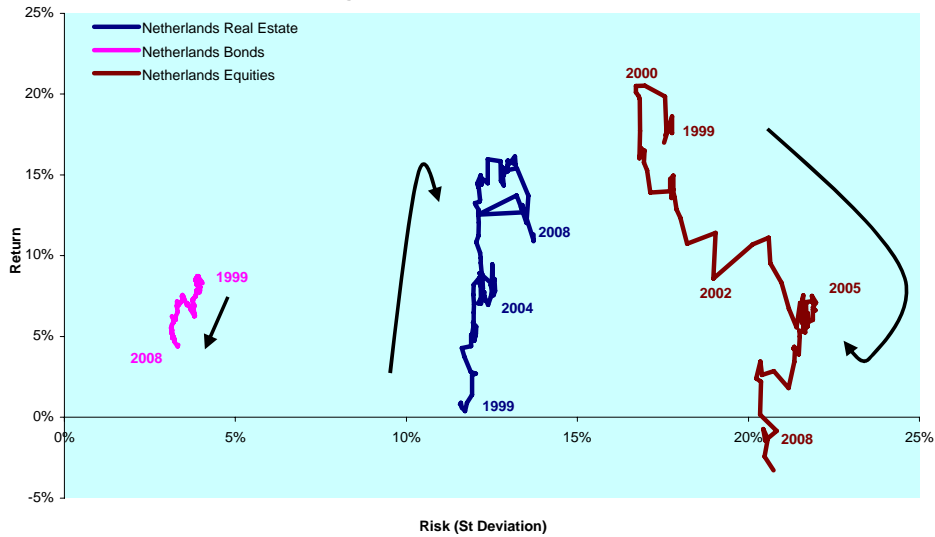
**Graph 148: Long Term Beta Coefficient & Sharpe Ratio - Netherlands**



**Graph 149: Equally Weighted Value-at-Risk - Netherlands**



**Graph 150: Rolling 10 Years Risk/Return Profiles - Netherlands**



DATE: JULY 2008 CONTACT DETAILS:

EPRA: Schiphol Boulevard 283, 1118 BH Schiphol Airport, The Netherlands, T +31 20 405 3830, F +31 20 405 3840, E info@epra.com, W www.epra.com  
 NAREIT: 1875 Eye Street, N.W., Suite 600, Washington D.C. 20006, USA, T +1 202 739 9400, F +1 202 739 9401, E info@nareit.com, W www.nareit.com

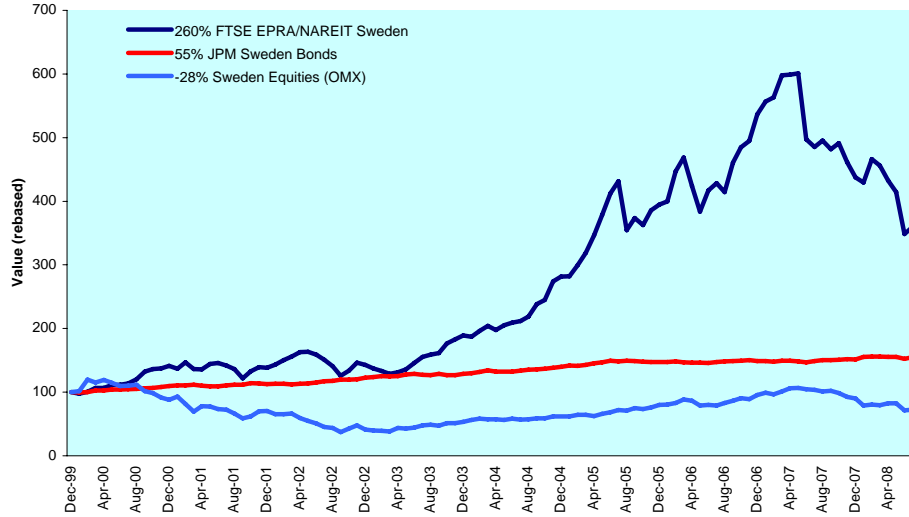
## Section 5.10

### Sweden

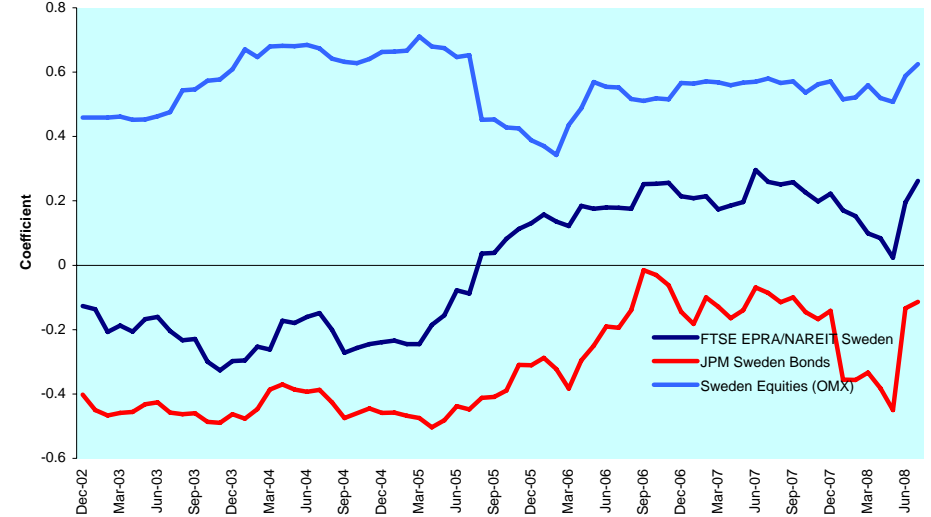
DATE: JULY 2008 CONTACT DETAILS:

EPRA: Schiphol Boulevard 283, 1118 BH Schiphol Airport, The Netherlands, T +31 20 405 3830, F +31 20 405 3840, E [info@epra.com](mailto:info@epra.com), W [www.epra.com](http://www.epra.com)  
NAREIT: 1875 Eye Street, N.W., Suite 600, Washington D.C. 20006, USA, T +1 202 739 9400, F + 1 202 739 9401, E [info@nareit.com](mailto:info@nareit.com), W [www.nareit.com](http://www.nareit.com)

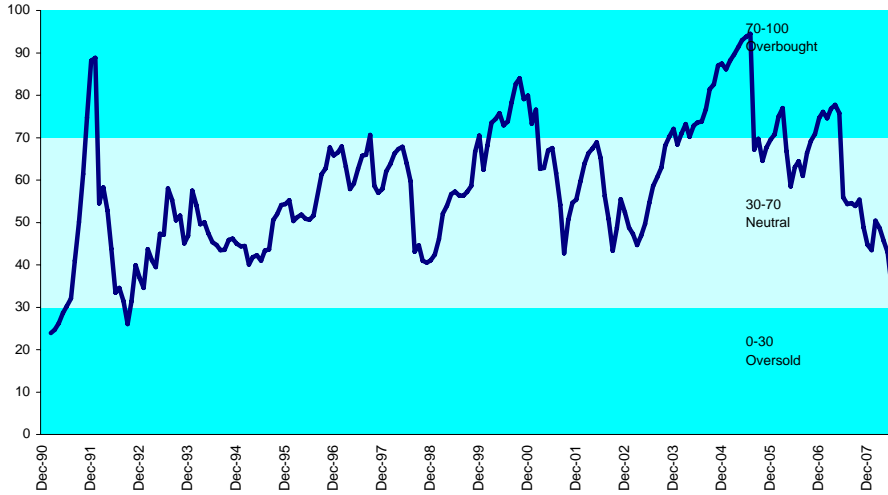
**Graph 151: Bonds, Equities & Real Estate - Sweden**



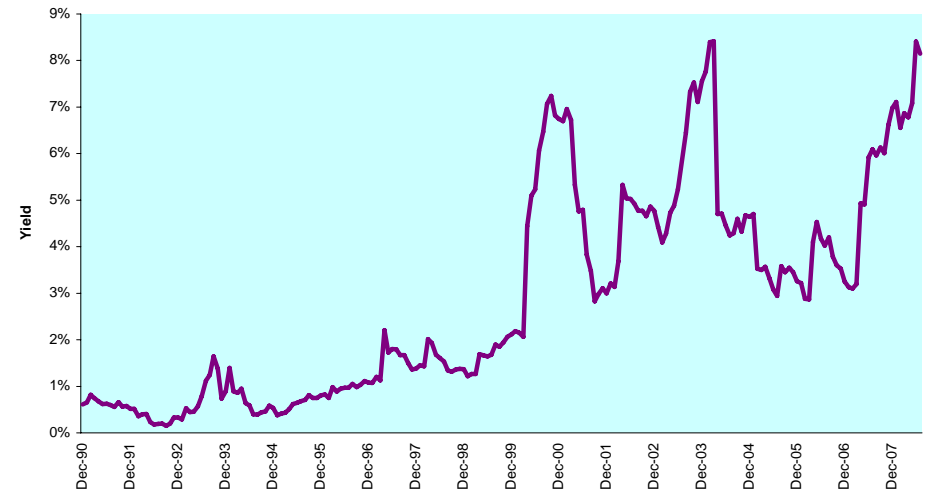
**Graph 152: Asset Classes Correlations - Sweden**



**Graph 153: Relative Strength Indicator - Sweden**



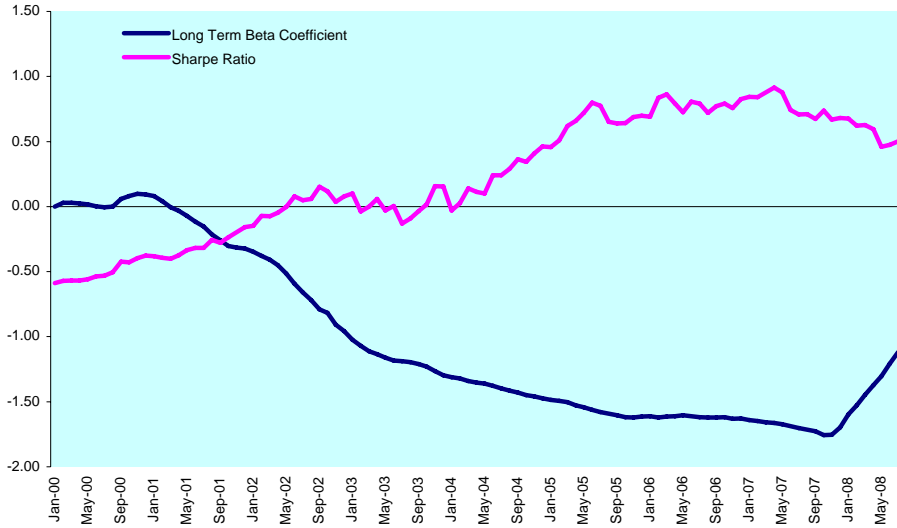
**Graph 154: 12 Months Dividend Yields - Sweden**



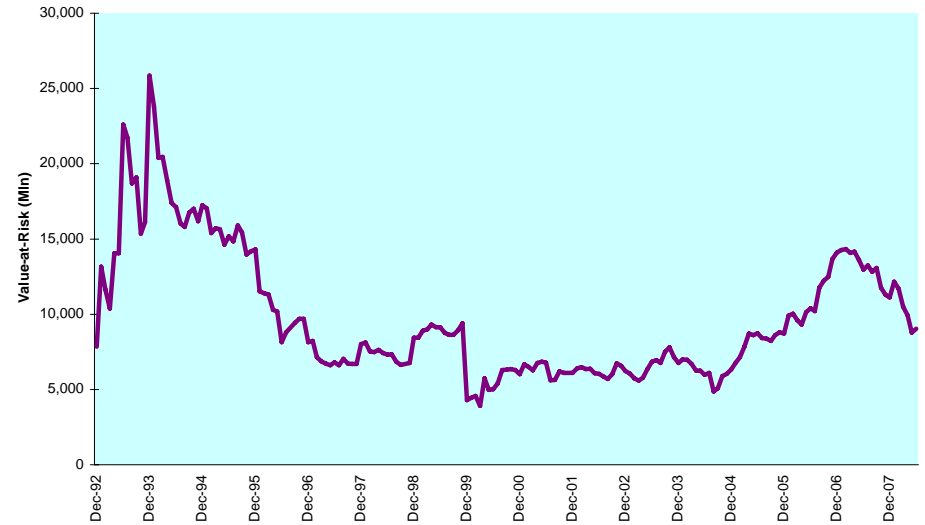
DATE: JULY 2008 CONTACT DETAILS:

EPRA: Schiphol Boulevard 283, 1118 BH Schiphol Airport, The Netherlands, T +31 20 405 3830, F +31 20 405 3840, E info@epra.com, W www.epra.com  
 NAREIT: 1875 Eye Street, N.W., Suite 600, Washington D.C. 20006, USA, T +1 202 739 9400, F +1 202 739 9401, E info@nareit.com, W www.nareit.com

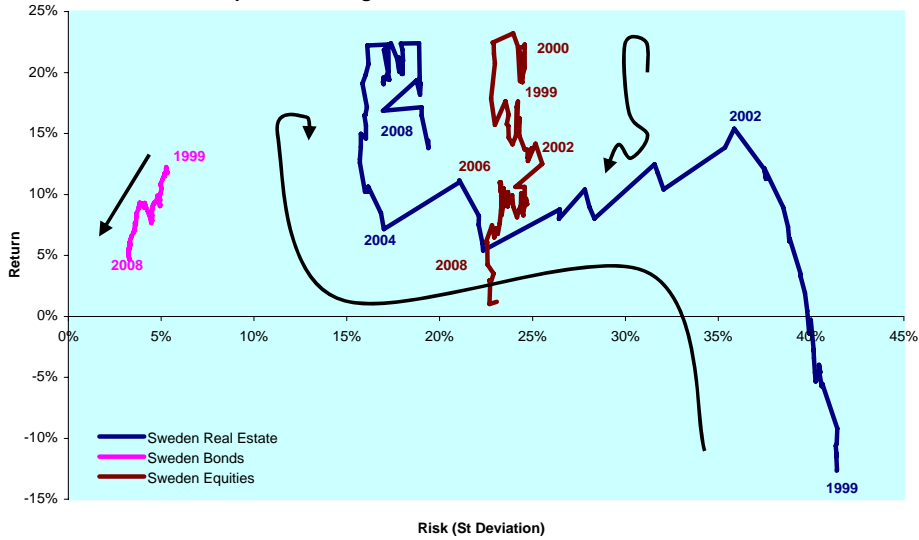
**Graph 155: Long Term Beta Coefficient & Sharpe Ratio - Sweden**



**Graph 156: Equally Weighted Value-at-Risk - Sweden**



**Graph 157: Rolling 10 Years Risk/Return Profiles - Sweden**



DATE: JULY 2008 CONTACT DETAILS:

EPRA: Schiphol Boulevard 283, 1118 BH Schiphol Airport, The Netherlands, T +31 20 405 3830, F +31 20 405 3840, E info@epra.com, W www.epra.com  
 NAREIT: 1875 Eye Street, N.W., Suite 600, Washington D.C. 20006, USA, T +1 202 739 9400, F +1 202 739 9401, E info@nareit.com, W www.nareit.com

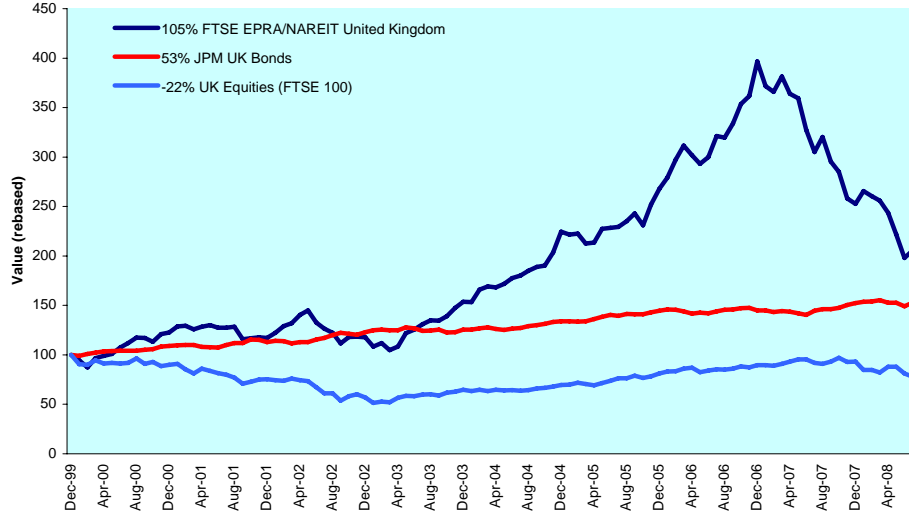
**Section 5.11**

**United Kingdom**

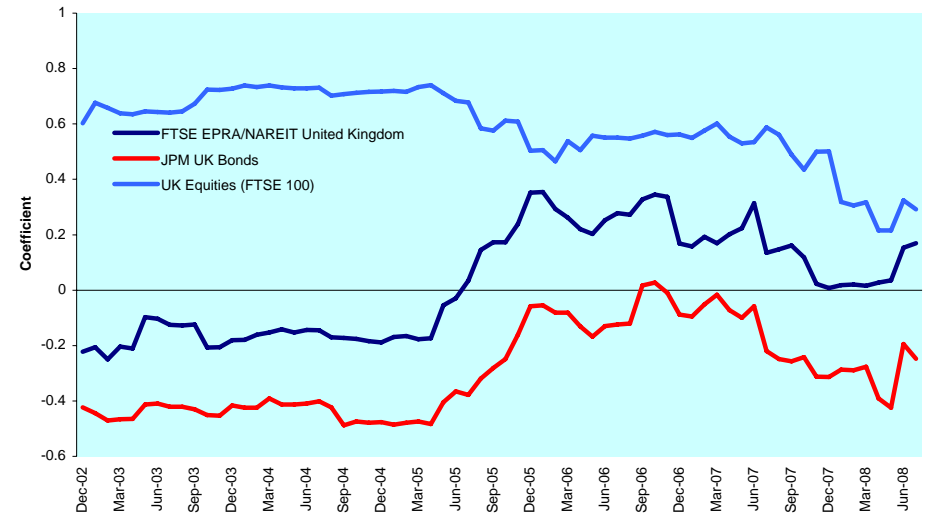
DATE: JULY 2008 CONTACT DETAILS:

EPRA: Schiphol Boulevard 283, 1118 BH Schiphol Airport, The Netherlands, T +31 20 405 3830, F +31 20 405 3840, E info@epra.com, W www.epra.com  
NAREIT: 1875 Eye Street, N.W., Suite 600, Washington D.C. 20006, USA, T +1 202 739 9400, F + 1 202 739 9401, E info@nareit.com, W www.nareit.com

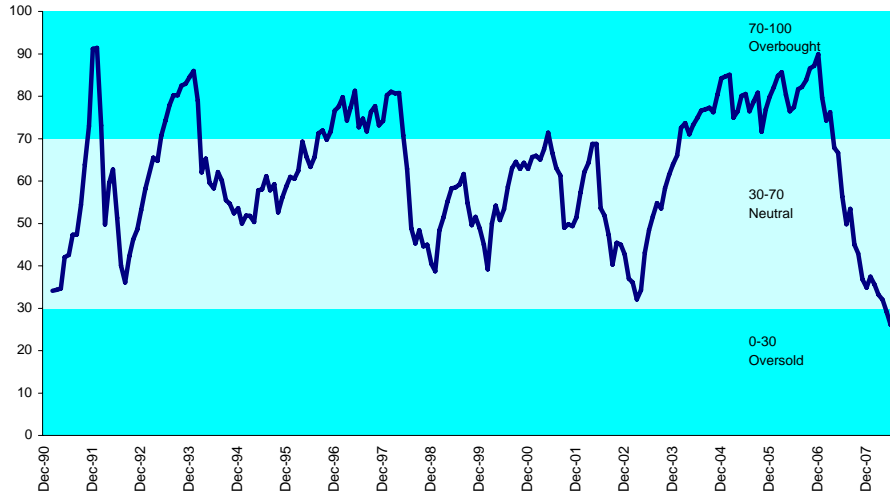
**Graph 158: Bonds, Equities & Real Estate - United Kingdom**



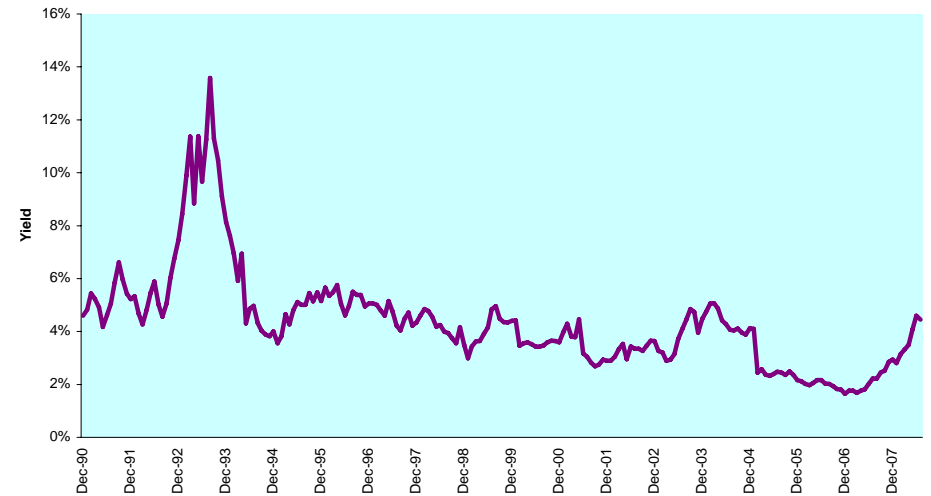
**Graph 159: Asset Classes Correlations - United Kingdom**



**Graph 160: Relative Strength Indicator - United Kingdom**



**Graph 161: 12 Months Dividend Yields - United Kingdom**

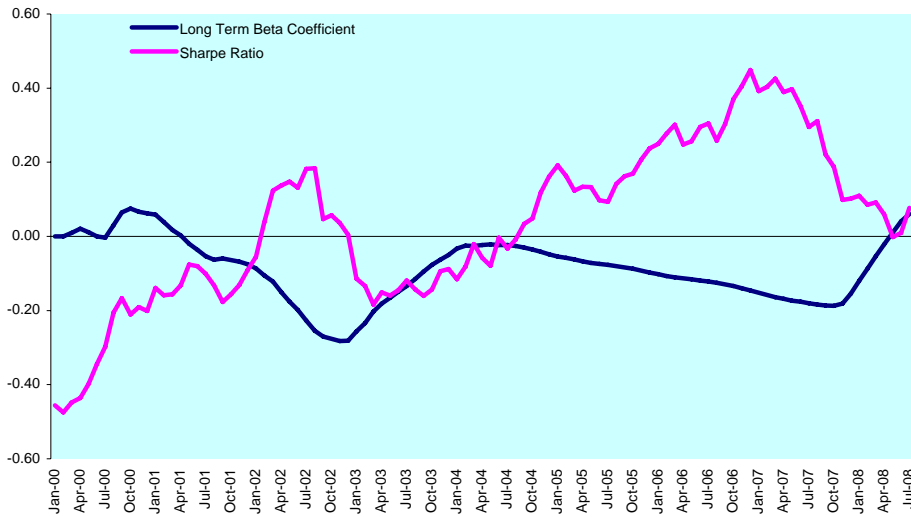


DATE: JULY 2008 CONTACT DETAILS:

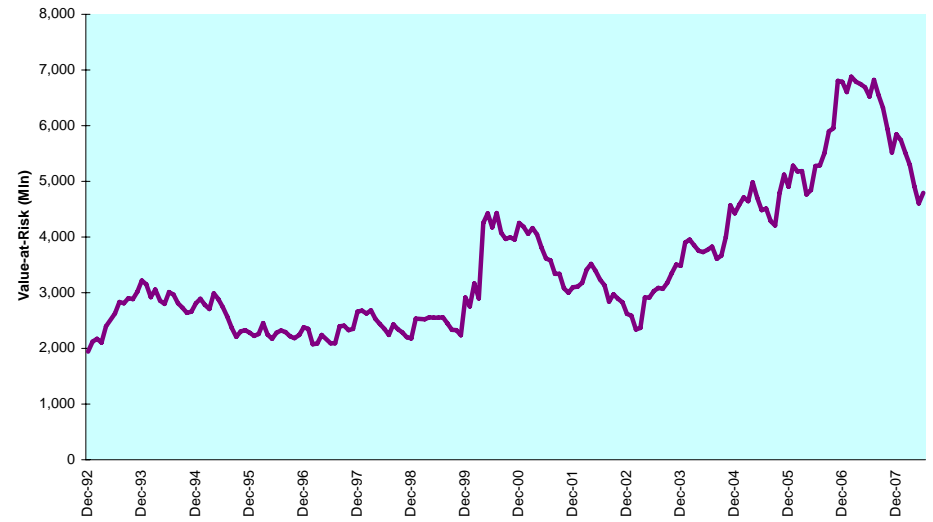
EPRA: Schiphol Boulevard 283, 1118 BH Schiphol Airport, The Netherlands, T +31 20 405 3830, F +31 20 405 3840, E info@epra.com, W www.epra.com  
 NAREIT: 1875 Eye Street, N.W., Suite 600, Washington D.C. 20006, USA, T +1 202 739 9400, F +1 202 739 9401, E info@nareit.com, W www.nareit.com



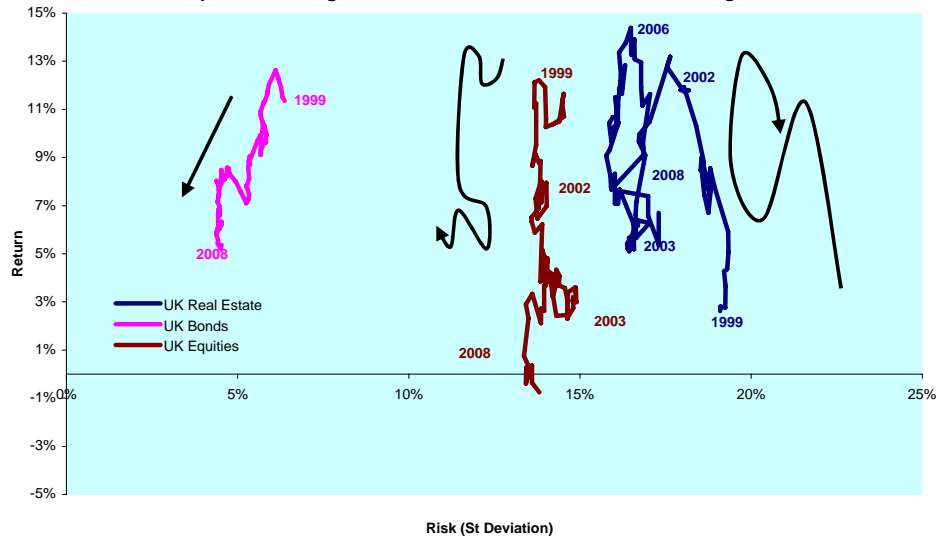
**Graph 162: Long Term Beta Coefficient & Sharpe Ratio - United Kingdom**



**Graph 163: Equally Weighted Value-at-Risk - United Kingdom**



**Graph 164: Rolling 10 Years Risk/Return Profiles - United Kingdom**



DATE: JULY 2008 CONTACT DETAILS:

EPRA: Schiphol Boulevard 283, 1118 BH Schiphol Airport, The Netherlands, T +31 20 405 3830, F +31 20 405 3840, E info@epra.com, W www.epra.com  
 NAREIT: 1875 Eye Street, N.W., Suite 600, Washington D.C. 20006, USA, T +1 202 739 9400, F +1 202 739 9401, E info@nareit.com, W www.nareit.com

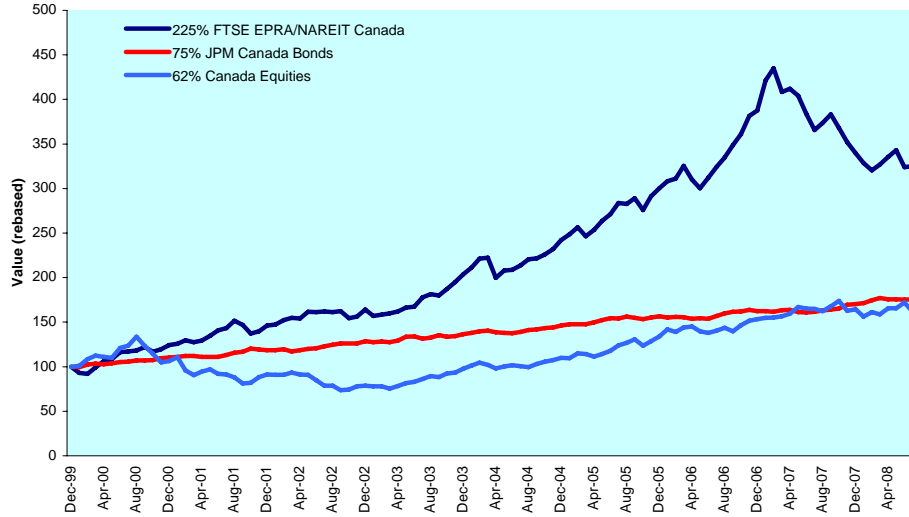
## Section 5.12

### Canada

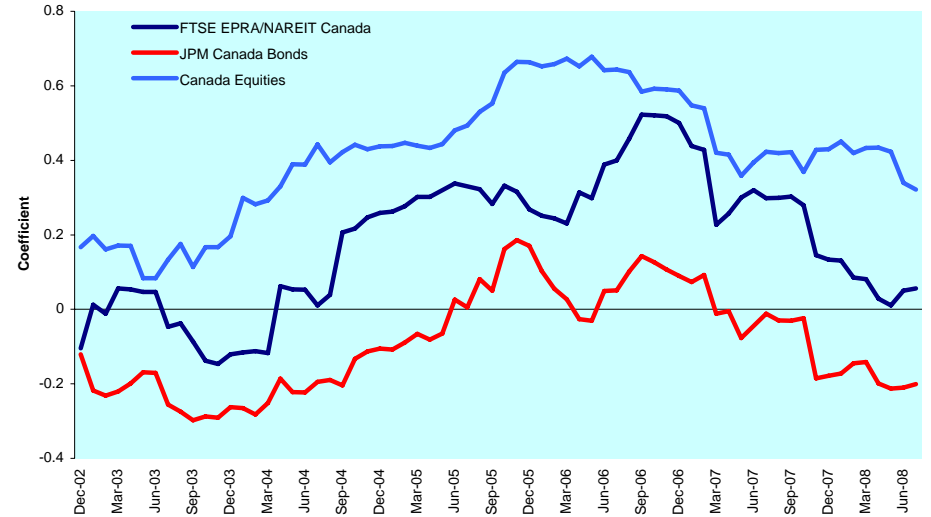
DATE: JULY 2008 CONTACT DETAILS:

EPRA: Schiphol Boulevard 283, 1118 BH Schiphol Airport, The Netherlands, T +31 20 405 3830, F +31 20 405 3840, E [info@epra.com](mailto:info@epra.com), W [www.epra.com](http://www.epra.com)  
NAREIT: 1875 Eye Street, N.W., Suite 600, Washington D.C. 20006, USA, T +1 202 739 9400, F + 1 202 739 9401, E [info@nareit.com](mailto:info@nareit.com), W [www.nareit.com](http://www.nareit.com)

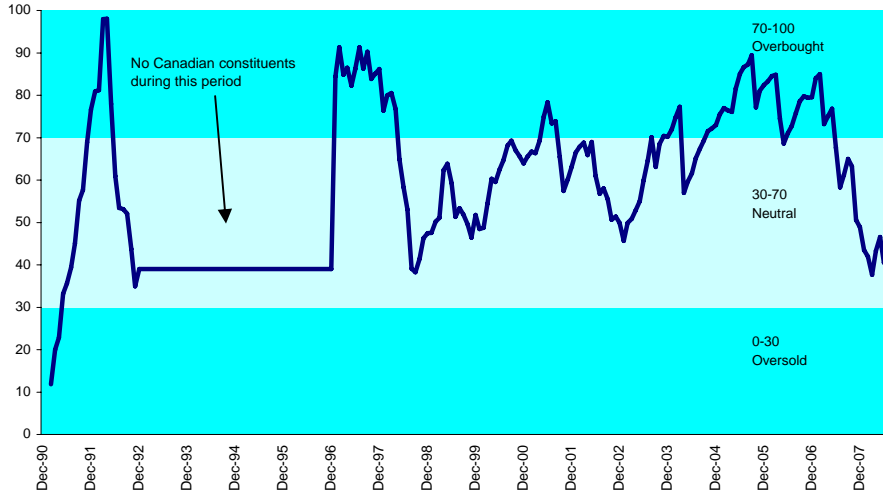
**Graph 165: Bonds, Equities & Real Estate - Canada**



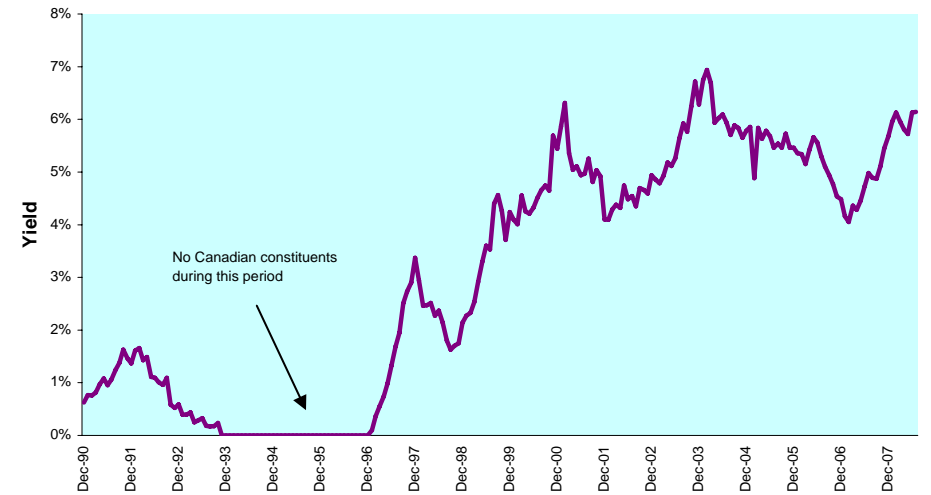
**Graph 166: Asset Classes Correlations - Canada**



**Graph 167: Relative Strength Indicator - Canada**



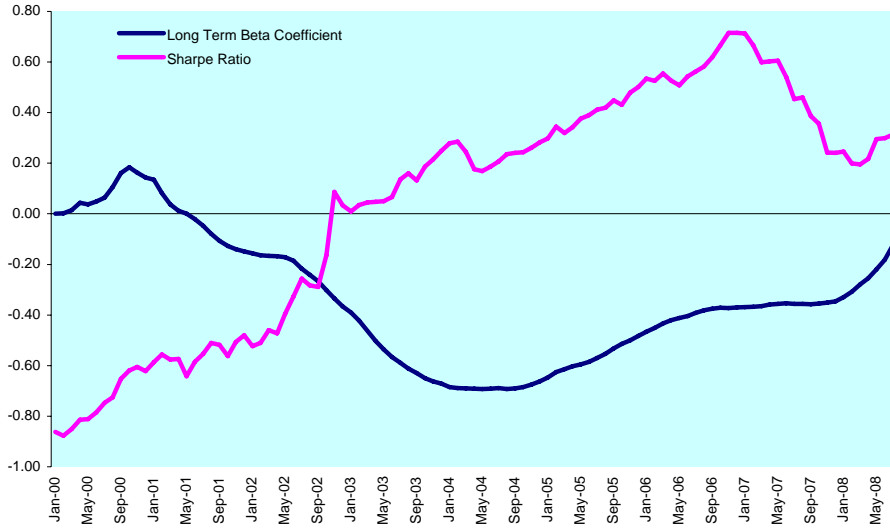
**Graph 168: 12 Months Dividend Yields - Canada**



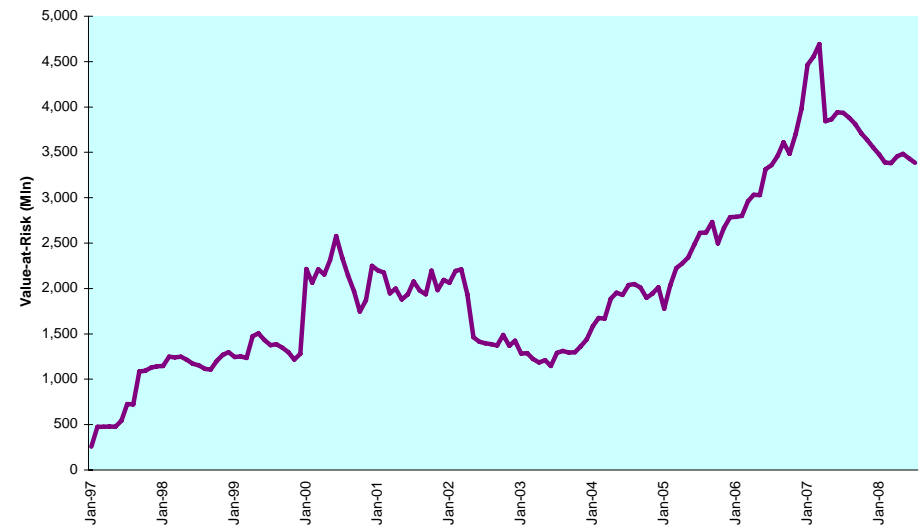
DATE: JULY 2008 CONTACT DETAILS:

EPRA: Schiphol Boulevard 283, 1118 BH Schiphol Airport, The Netherlands, T +31 20 405 3830, F +31 20 405 3840, E info@epra.com, W www.epra.com  
 NAREIT: 1875 Eye Street, N.W., Suite 600, Washington D.C. 20006, USA, T +1 202 739 9400, F +1 202 739 9401, E info@nareit.com, W www.nareit.com

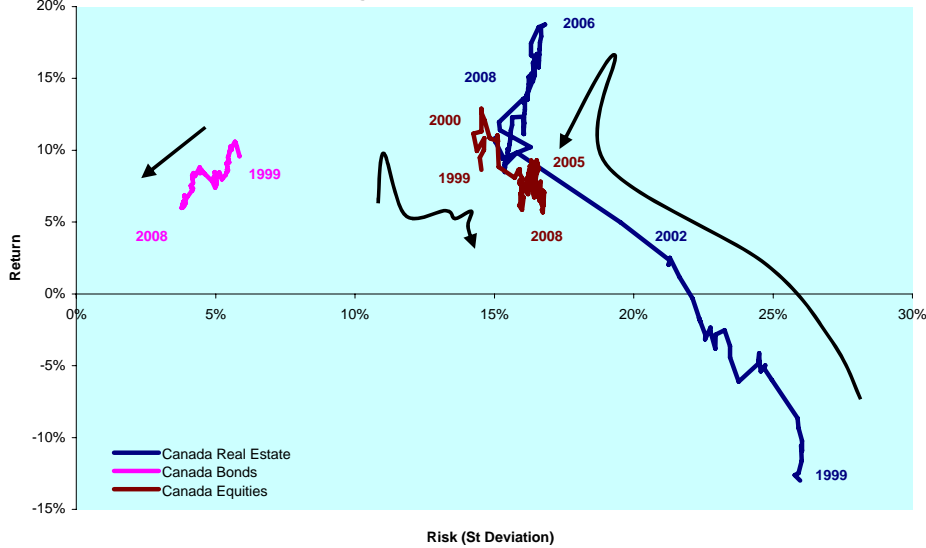
**Graph 169: Long Term Beta Coefficient & Sharpe Ratio - Canada**



**Graph 170: Equally Weighted Value-at-Risk - Canada**



**Graph 171: Rolling 10 Years Risk/Return Profiles - Canada**



DATE: JULY 2008 CONTACT DETAILS:

EPRA: Schiphol Boulevard 283, 1118 BH Schiphol Airport, The Netherlands, T +31 20 405 3830, F +31 20 405 3840, E info@epra.com, W www.epra.com  
 NAREIT: 1875 Eye Street, N.W., Suite 600, Washington D.C. 20006, USA, T +1 202 739 9400, F +1 202 739 9401, E info@nareit.com, W www.nareit.com

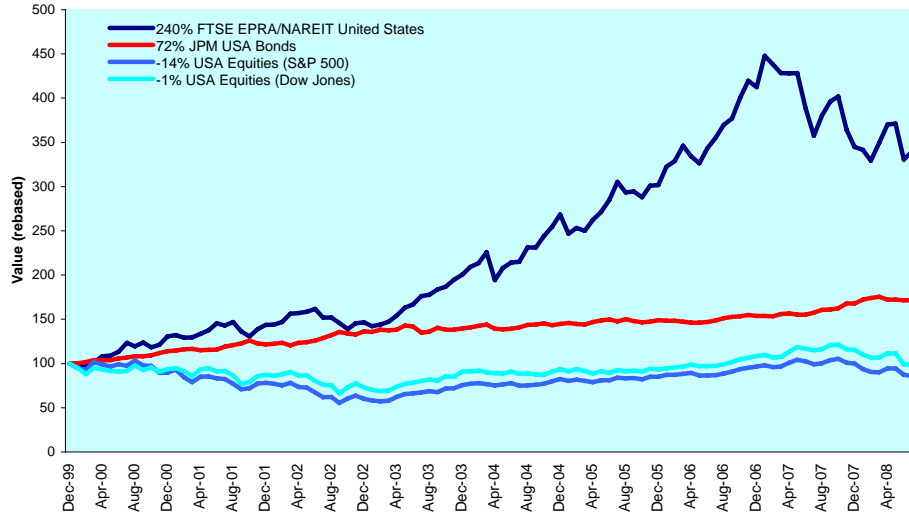
**Section 5.13**

**United States**

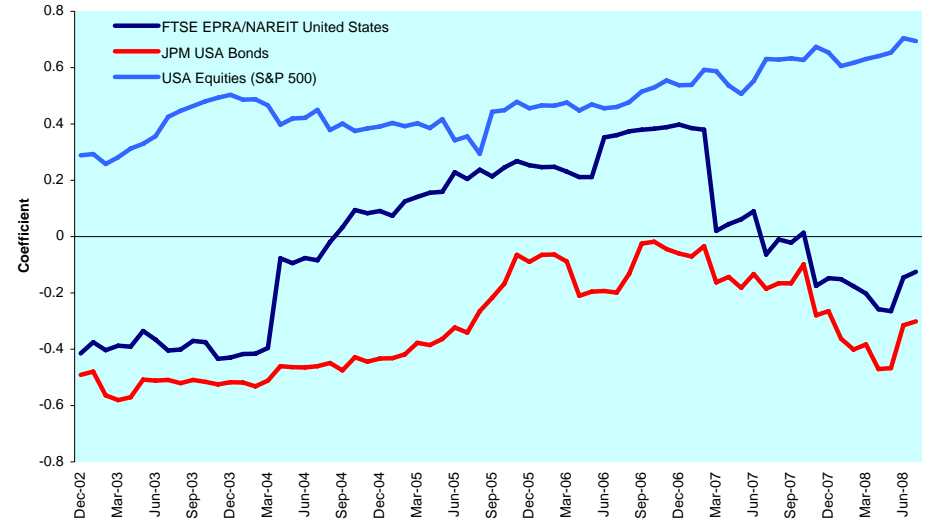
DATE: JULY 2008 CONTACT DETAILS:

EPRA: Schiphol Boulevard 283, 1118 BH Schiphol Airport, The Netherlands, T +31 20 405 3830, F +31 20 405 3840, E info@epra.com, W www.epra.com  
NAREIT: 1875 Eye Street, N.W., Suite 600, Washington D.C. 20006, USA, T +1 202 739 9400, F + 1 202 739 9401, E info@nareit.com, W www.nareit.com

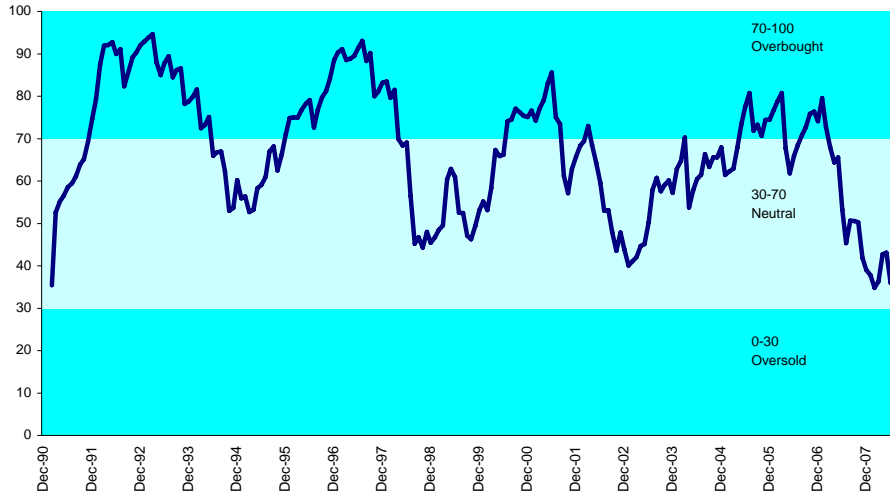
**Graph 172: Bonds, Equities & Real Estate - United States**



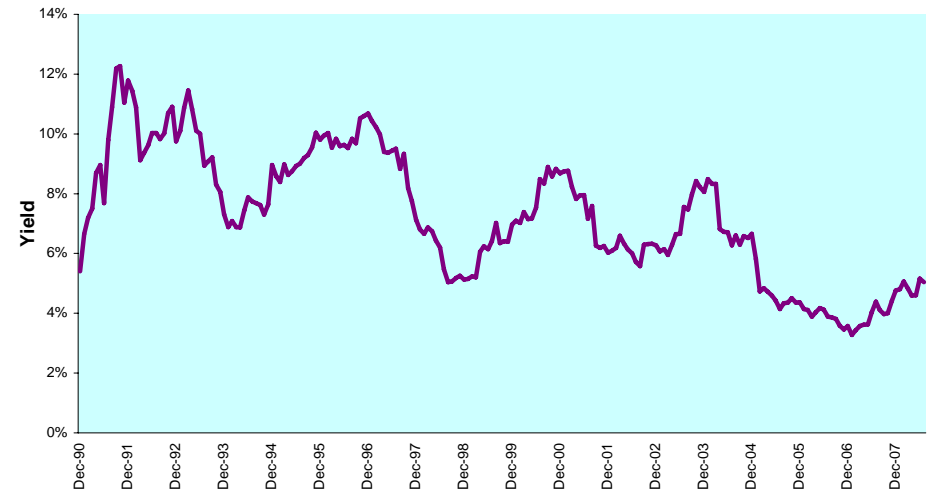
**Graph 173: Asset Classes Correlations - United States**



**Graph 174: Relative Strength Indicator - United States**



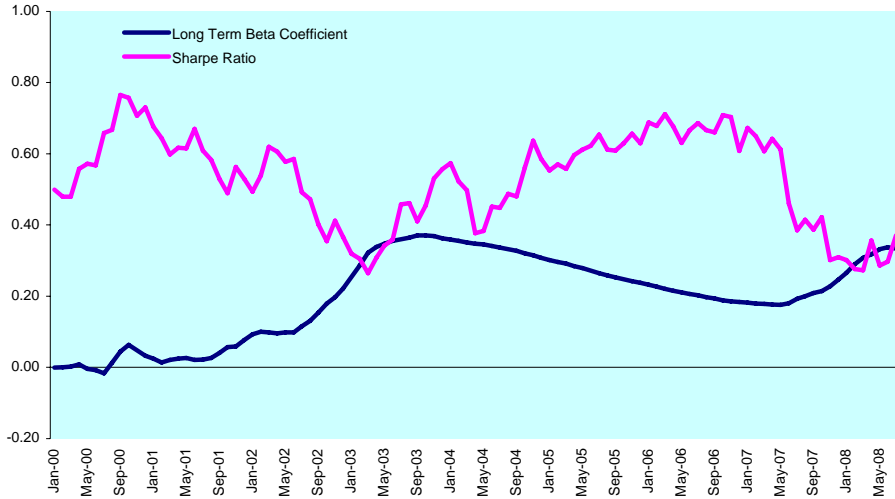
**Graph 175: 12 Months Dividend Yields - United States**



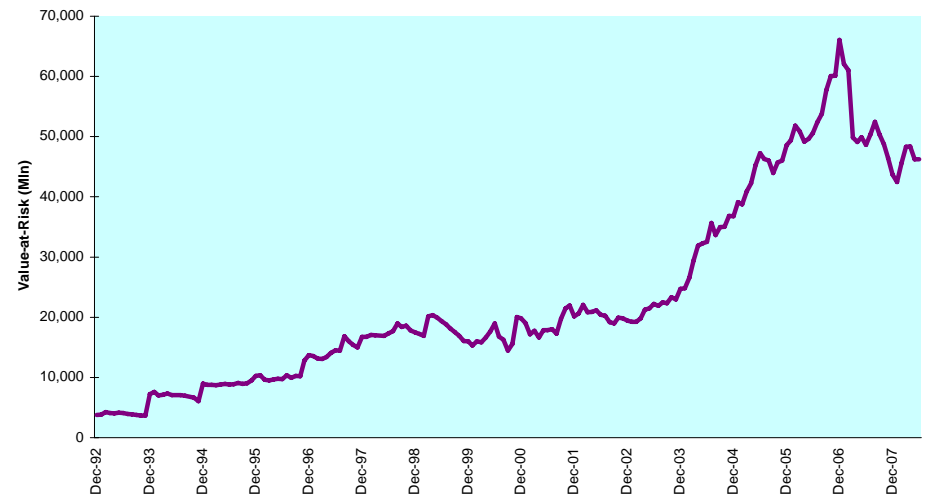
DATE: JULY 2008 CONTACT DETAILS:

EPRA: Schiphol Boulevard 283, 1118 BH Schiphol Airport, The Netherlands, T +31 20 405 3830, F +31 20 405 3840, E info@epra.com, W www.epra.com  
 NAREIT: 1875 Eye Street, N.W., Suite 600, Washington D.C. 20006, USA, T +1 202 739 9400, F +1 202 739 9401, E info@nareit.com, W www.nareit.com

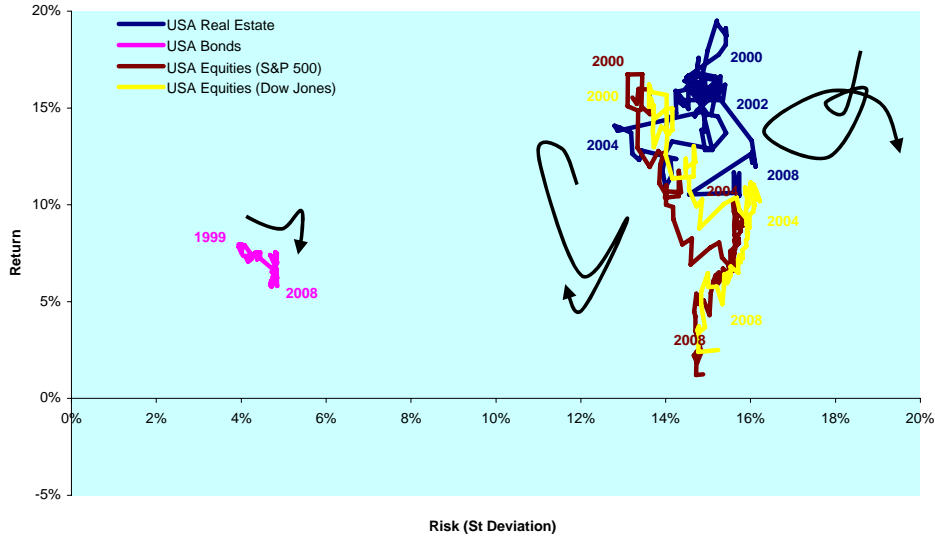
**Graph 176: Long Term Beta Coefficient & Sharpe Ratio - United States**



**Graph 177: Equally Weighted Value-at-Risk - United States**



**Graph 178: Rolling 10 Years Risk/Return Profiles - United States**



DATE: JULY 2008 CONTACT DETAILS:

EPRA: Schiphol Boulevard 283, 1118 BH Schiphol Airport, The Netherlands, T +31 20 405 3830, F +31 20 405 3840, E info@epra.com, W www.epra.com  
 NAREIT: 1875 Eye Street, N.W., Suite 600, Washington D.C. 20006, USA, T + 1 202 739 9400, F + 1 202 739 9401, E info@nareit.com, W www.nareit.com

**Section 6**

**End-of-Year Constituent Chart**

DATE: JULY 2008 CONTACT DETAILS:

EPRA: Schiphol Boulevard 283, 1118 BH Schiphol Airport, The Netherlands, T +31 20 405 3830, F +31 20 405 3840, E [info@epra.com](mailto:info@epra.com), W [www.epra.com](http://www.epra.com)  
NAREIT: 1875 Eye Street, N.W., Suite 600, Washington D.C. 20006, USA, T +1 202 739 9400, F + 1 202 739 9401, E [info@nareit.com](mailto:info@nareit.com), W [www.nareit.com](http://www.nareit.com)



## Number of Constituents

Country	1989	1990	1991	1992	1993	1994	1995	1996	1997	1998	1999	2000	2001	2002	2003	2004	2005	2006	2007	2008 YTD
Australia	5	5	6	5	8	7	9	14	18	19	19	17	24	23	22	15	25	30	23	22
Japan	9	9	10	8	11	11	11	11	8	7	9	8	6	8	7	17	21	26	23	22
Hong Kong	17	17	17	26	35	25	19	29	34	19	20	17	15	10	9	11	13	25	21	21
New Zealand	0	0	0	0	0	0	0	0	0	0	0	0	0	0	0	0	1	1	1	1
Singapore	3	3	3	5	8	7	6	6	5	5	6	5	4	3	3	9	10	13	11	10
<b>Asia</b>	<b>34</b>	<b>34</b>	<b>36</b>	<b>44</b>	<b>62</b>	<b>50</b>	<b>45</b>	<b>60</b>	<b>65</b>	<b>50</b>	<b>54</b>	<b>47</b>	<b>49</b>	<b>44</b>	<b>41</b>	<b>52</b>	<b>70</b>	<b>95</b>	<b>79</b>	<b>76</b>
Austria	0	0	0	0	0	0	0	0	0	0	0	0	1	1	1	1	5	6	5	4
Belgium	1	1	2	2	2	2	3	3	4	3	4	2	1	2	2	4	5	6	6	6
Denmark	0	0	0	1	2	2	2	2	2	2	3	3	2	1	1	2	4	2	1	1
Finland	0	0	0	0	1	1	1	1	1	1	2	2	1	1	1	2	3	3	3	3
France	4	4	4	7	8	9	9	9	10	11	9	6	6	6	6	4	6	10	10	10
Germany	3	3	3	3	3	3	3	4	5	5	5	2	2	2	2	3	3	6	9	8
Greece	0	0	0	0	0	0	0	0	0	0	0	0	0	0	0	2	2	3	3	3
Ireland	2	2	2	2	2	2	2	2	2	2	2	1	1	0	0	0	0	0	0	0
Italy	2	2	2	3	3	3	4	4	4	4	5	2	1	2	3	3	4	4	4	4
Netherlands	5	5	6	7	7	7	8	8	8	8	9	9	9	7	8	8	8	8	7	7
Norway	2	2	2	2	2	2	3	3	3	4	4	2	2	1	1	0	0	2	1	1
Poland	0	0	0	0	0	0	0	0	0	0	0	0	0	0	0	0	1	1	1	1
Portugal	1	1	1	1	1	1	1	1	1	2	2	1	0	0	0	0	0	0	0	0
Spain	2	2	2	2	2	2	2	2	2	3	3	4	3	3	2	2	2	1	1	1
Sweden	4	4	5	6	9	10	12	12	15	17	21	9	9	9	8	5	6	6	6	6
Switzerland	2	2	2	2	2	2	2	2	2	2	2	4	2	4	4	4	4	4	4	4
UK	28	28	28	28	29	30	34	35	40	42	43	36	34	33	30	29	38	41	36	34
<b>Europe</b>	<b>56</b>	<b>56</b>	<b>59</b>	<b>66</b>	<b>73</b>	<b>76</b>	<b>86</b>	<b>88</b>	<b>99</b>	<b>106</b>	<b>114</b>	<b>83</b>	<b>74</b>	<b>72</b>	<b>69</b>	<b>69</b>	<b>91</b>	<b>103</b>	<b>97</b>	<b>93</b>
Canada	1	1	1	1	0	0	0	0	5	5	5	8	7	8	8	12	19	21	16	16
USA	12	12	16	19	25	51	79	88	100	106	101	114	112	108	105	110	127	119	103	101
<b>North America</b>	<b>13</b>	<b>13</b>	<b>17</b>	<b>20</b>	<b>25</b>	<b>51</b>	<b>79</b>	<b>88</b>	<b>105</b>	<b>111</b>	<b>106</b>	<b>122</b>	<b>119</b>	<b>116</b>	<b>113</b>	<b>122</b>	<b>146</b>	<b>140</b>	<b>119</b>	<b>117</b>
<b>Total</b>	<b>103</b>	<b>103</b>	<b>112</b>	<b>130</b>	<b>160</b>	<b>177</b>	<b>210</b>	<b>236</b>	<b>269</b>	<b>267</b>	<b>274</b>	<b>252</b>	<b>242</b>	<b>232</b>	<b>223</b>	<b>243</b>	<b>307</b>	<b>338</b>	<b>295</b>	<b>286</b>

DATE: JULY 2008 CONTACT DETAILS:

EPR: Schiphol Boulevard 283, 1118 BH Schiphol Airport, The Netherlands, T +31 20 405 3830, F +31 20 405 3840, E info@epa.com, W www.epa.com  
 NAREIT: 1875 Eye Street, N.W., Suite 600, Washington D.C. 20006, USA, T +1 202 739 9400, F + 1 202 739 9401, E info@nareit.com, W www.nareit.com

## End-of-Year Constituents Chart

Company	Region	Country	1989	1990	1991	1992	1993	1994	1995	1996	1997	1998	1999	2000	2001	2002	2003	2004	2005	2006	2007	2008 YTD
Abacus Property Group	Asia	Australia																				
AMP Diversified Property Trust	Asia	Australia																				
AMP Industrial Trust	Asia	Australia																				
AMP Shopping Centre	Asia	Australia																				
Australand Property Group	Asia	Australia																				
Babcock & Brown Japan Property Trust	Asia	Australia																				
Bunnings Warehouse Property Trust	Asia	Australia																				
Centro Properties	Asia	Australia																				
Centro Retail Trust	Asia	Australia																				
Centro Shopping America Trust	Asia	Australia																				
CFS Retail Property Trust	Asia	Australia																				
Colonial First State Properties Trust	Asia	Australia																				
Commonwealth Property Office Fund	Asia	Australia																				
DB RREEF Trust	Asia	Australia																				
Deutsche Diversified Trust	Asia	Australia																				
Deutsche Industrial Trust	Asia	Australia																				
Deutsche Office Trust	Asia	Australia																				
FKP Property Group	Asia	Australia																				
Goodman Group	Asia	Australia																				
GPT Group	Asia	Australia																				
ING Industrial Fund	Asia	Australia																				
ING Office Fund	Asia	Australia																				
ING Real Estate Community Living	Asia	Australia																				
Investa Property Group	Asia	Australia																				
Lend Lease Corp.	Asia	Australia																				
Macquarie Countrywide	Asia	Australia																				
Macquarie DDR	Asia	Australia																				
Macquarie Office	Asia	Australia																				
Macquarie Prologis Trust	Asia	Australia																				
Mirvac Group	Asia	Australia																				
Multiplex Group	Asia	Australia																				
Principal America Office Trust	Asia	Australia																				
Principal Office Trust	Asia	Australia																				
Ronin Property Trust	Asia	Australia																				
Rubicon America Trust	Asia	Australia																				
Rubicon Europe Trust	Asia	Australia																				
Stockland	Asia	Australia																				
Sunland Group	Asia	Australia																				

DATE: JULY 2008 CONTACT DETAILS:

EPR: Schiphol Boulevard 283, 1118 BH Schiphol Airport, The Netherlands, T +31 20 405 3830, F +31 20 405 3840, E info@epa.com, W www.epa.com  
 NAREIT: 1875 Eye Street, N.W., Suite 600, Washington D.C. 20006, USA, T +1 202 739 9400, F + 1 202 739 9401, E info@nareit.com, W www.nareit.com

## End-of-Year Constituents Chart

Company	Region	Country	1989	1990	1991	1992	1993	1994	1995	1996	1997	1998	1999	2000	2001	2002	2003	2004	2005	2006	2007	2008 YTD
Tishman Speyer Office Fund	Asia	Australia																				
Valad Property Group	Asia	Australia																				
Westfield America	Asia	Australia																				
Westfield Group	Asia	Australia																				
Westfield Holdings	Asia	Australia																				
Westfield Trust	Asia	Australia																				
Agile Property Holdings	Asia	Hong Kong																				
Allied Properties	Asia	Hong Kong																				
Asean Residential	Asia	Hong Kong																				
Asia Oriental	Asia	Hong Kong																				
Asia Standard	Asia	Hong Kong																				
Century City	Asia	Hong Kong																				
Champion REIT	Asia	Hong Kong																				
Cheung Kong Holdings	Asia	Hong Kong																				
Chi Cheung	Asia	Hong Kong																				
China Investment Holdings	Asia	Hong Kong																				
China Land Group	Asia	Hong Kong																				
China Overseas Land & Investment	Asia	Hong Kong																				
China Resources Land	Asia	Hong Kong																				
China State Construction International	Asia	Hong Kong																				
Chinese Estate Holdings	Asia	Hong Kong																				
Chuang's China Investments	Asia	Hong Kong																				
Chuang's Consortium International	Asia	Hong Kong																				
Country Garden	Asia	Hong Kong																				
Dan Form Holdings	Asia	Hong Kong																				
Dynamic Holdings	Asia	Hong Kong																				
Emperor International	Asia	Hong Kong																				
Emperor Investments	Asia	Hong Kong																				
Far East Consortium	Asia	Hong Kong																				
Gold - Face Holdings	Asia	Hong Kong																				
G-Prop Holdings	Asia	Hong Kong																				
Great Eagle Holdings	Asia	Hong Kong																				
GZI REIT	Asia	Hong Kong																				
Hang Lung Group	Asia	Hong Kong																				
Hang Lung Properties	Asia	Hong Kong																				
Henderson China	Asia	Hong Kong																				
Henderson Investors	Asia	Hong Kong																				
Henderson Land Development	Asia	Hong Kong																				

DATE: JULY 2008 CONTACT DETAILS:

Epra: Schiphol Boulevard 283, 1118 BH Schiphol Airport, The Netherlands, T +31 20 405 3830, F +31 20 405 3840, E info@epa.com, W www.epa.com  
 Nareit: 1875 Eye Street, N.W., Suite 600, Washington D.C. 20006, USA, T +1 202 739 9400, F + 1 202 739 9401, E info@nareit.com, W www.nareit.com

## End-of-Year Constituents Chart

Company	Region	Country	1989	1990	1991	1992	1993	1994	1995	1996	1997	1998	1999	2000	2001	2002	2003	2004	2005	2006	2007	2008 YTD
Heritage International Holdings	Asia	Hong Kong																				
HKR International	Asia	Hong Kong																				
Hon Kwok Land Investments	Asia	Hong Kong																				
Hong Kong Fortune	Asia	Hong Kong																				
Hong Kong Land	Asia	Hong Kong																				
Hong Kong Parkview Group	Asia	Hong Kong																				
Hopson Development Holdings	Asia	Hong Kong																				
Hycomm Wireless	Asia	Hong Kong																				
Hysan Development	Asia	Hong Kong																				
Interchina Holdings	Asia	Hong Kong																				
K Wah International Holdings	Asia	Hong Kong																				
Kerry Properties	Asia	Hong Kong																				
Kowloon Development	Asia	Hong Kong																				
Kwong Sand Hong International	Asia	Hong Kong																				
Lai Fung Holdings	Asia	Hong Kong																				
Lai Sun Development	Asia	Hong Kong																				
Link Real Estate Investment Trust	Asia	Hong Kong																				
Lippo Ltd.	Asia	Hong Kong																				
Liu Chong Hing Investments	Asia	Hong Kong																				
Midland Realty Holdings	Asia	Hong Kong																				
Nam Fong International Holdings	Asia	Hong Kong																				
New Century Group Hong Kong	Asia	Hong Kong																				
New City Beijing Development	Asia	Hong Kong																				
New World China Land	Asia	Hong Kong																				
New World Development	Asia	Hong Kong																				
Pacific Century Premium Development	Asia	Hong Kong																				
Pacific Concord Holdings	Asia	Hong Kong																				
Pearl Oriental Holdings	Asia	Hong Kong																				
Prosperity REIT	Asia	Hong Kong																				
Shanghai Real Estate	Asia	Hong Kong																				
Shenzhen Investment	Asia	Hong Kong																				
Shimao Property Holdings	Asia	Hong Kong																				
Shui On Land	Asia	Hong Kong																				
Silver Grant International	Asia	Hong Kong																				
Sino Land	Asia	Hong Kong																				
Sun Hung Kai Properties	Asia	Hong Kong																				
Swire Pacific	Asia	Hong Kong																				
The Wharf Holdings	Asia	Hong Kong																				

DATE: JULY 2008 CONTACT DETAILS:

EPR: Schiphol Boulevard 283, 1118 BH Schiphol Airport, The Netherlands, T +31 20 405 3830, F +31 20 405 3840, E info@epa.com, W www.epa.com  
 NAREIT: 1875 Eye Street, N.W., Suite 600, Washington D.C. 20006, USA, T +1 202 739 9400, F + 1 202 739 9401, E info@nareit.com, W www.nareit.com

## End-of-Year Constituents Chart

Company	Region	Country	1989	1990	1991	1992	1993	1994	1995	1996	1997	1998	1999	2000	2001	2002	2003	2004	2005	2006	2007	2008	YTD
Wheelock Properties	Asia	Hong Kong																					
Aeon Mall Co. Ltd	Asia	Japan																					
Cesar	Asia	Japan																					
Daibiru Corp.	Asia	Japan																					
Daikyo	Asia	Japan																					
Diamond City	Asia	Japan																					
Goldcrest	Asia	Japan																					
Hankyu Realty	Asia	Japan																					
Heiwa Real Estate	Asia	Japan																					
Japan Prime Realty Investment	Asia	Japan																					
Japan Real Estate Investment Corporation	Asia	Japan																					
Japan Retail Fund Investment	Asia	Japan																					
Kenedix Realty Investment	Asia	Japan																					
Leopalace21 Corp.	Asia	Japan																					
Mitsubishi Estate	Asia	Japan																					
Mitsui Fudosan Co.	Asia	Japan																					
Mitsui Real Estate Sales	Asia	Japan																					
Mori Trust Sogo REIT	Asia	Japan																					
Nippon Building Fund Inc.	Asia	Japan																					
Nippon Commercial Investment	Asia	Japan																					
Nomura Real Estate Office Fund	Asia	Japan																					
NTT Urban Development	Asia	Japan																					
Orix Jreit Inc.	Asia	Japan																					
Premier Investment Co.	Asia	Japan																					
Shoei	Asia	Japan																					
Sumitomo Realty & Development	Asia	Japan																					
Toc Co.	Asia	Japan																					
Tokyo Tatemono	Asia	Japan																					
Tokyu Land	Asia	Japan																					
Tokyu REIT Inc.	Asia	Japan																					
Towa Real Estate Development	Asia	Japan																					
United Urban Investment	Asia	Japan																					
AMP NZ Office Trust	Asia	New Zealand																					
Kiwi Income Property Trust	Asia	New Zealand																					
Allgreen Properties	Asia	Singapore																					
Allco Commercial Real Estate	Asia	Singapore																					
Ascendas Real Estate Investment Trust	Asia	Singapore																					
CapitaCommercial Trust	Asia	Singapore																					

DATE: JULY 2008 CONTACT DETAILS:

EPR: Schiphol Boulevard 283, 1118 BH Schiphol Airport, The Netherlands, T +31 20 405 3830, F +31 20 405 3840, E info@epa.com, W www.epa.com  
 NAREIT: 1875 Eye Street, N.W., Suite 600, Washington D.C. 20006, USA, T +1 202 739 9400, F + 1 202 739 9401, E info@nareit.com, W www.nareit.com

## End-of-Year Constituents Chart

Company	Region	Country	1989	1990	1991	1992	1993	1994	1995	1996	1997	1998	1999	2000	2001	2002	2003	2004	2005	2006	2007	2008	YTD
Capitaland	Asia	Singapore																					
CapitaMall Trust	Asia	Singapore																					
Fortune REIT	Asia	Singapore																					
Guocoland	Asia	Singapore																					
Hongkong Land Holdings	Asia	Singapore																					
Keppel Land	Asia	Singapore																					
K-REIT Asia	Asia	Singapore																					
Mapletree Logistics Trust	Asia	Singapore																					
Pacific Century Regional Development	Asia	Singapore																					
Singapore Land	Asia	Singapore																					
Suntec REIT	Asia	Singapore																					
Tuan Sing Holdings	Asia	Singapore																					
United Overseas Land	Asia	Singapore																					
Wing Tai Holdings	Asia	Singapore																					
CA Immobilien	Europe	Austria																					
Conwert Immobilien	Europe	Austria																					
Immoeast	Europe	Austria																					
Immofinanz	Europe	Austria																					
Sparkassen Immo Invest	Europe	Austria																					
Sparkassen Immobilien	Europe	Austria																					
Befimmo	Europe	Belgium																					
Bern Comofi	Europe	Belgium																					
Cofinimmo	Europe	Belgium																					
Immobel	Europe	Belgium																					
Intervest Offices	Europe	Belgium																					
Leasinvest	Europe	Belgium																					
Warehouses De Pauw	Europe	Belgium																					
Wereldhave Belgium	Europe	Belgium																					
ES Norden	Europe	Denmark																					
Keops	Europe	Denmark																					
Nordicom	Europe	Denmark																					
Sjaelso Gruppen	Europe	Denmark																					
TK Development	Europe	Denmark																					
Citycon	Europe	Finland																					
Sponda	Europe	Finland																					
Technopolis	Europe	Finland																					
Acanthe Developpement	Europe	France																					
Affine	Europe	France																					

DATE: JULY 2008 CONTACT DETAILS:

EPRA: Schiphol Boulevard 283, 1118 BH Schiphol Airport, The Netherlands, T +31 20 405 3830, F +31 20 405 3840, E info@epra.com, W www.epra.com  
 NAREIT: 1875 Eye Street, N.W., Suite 600, Washington D.C. 20006, USA, T +1 202 739 9400, F + 1 202 739 9401, E info@nareit.com, W www.nareit.com

## End-of-Year Constituents Chart

Company	Region	Country	1989	1990	1991	1992	1993	1994	1995	1996	1997	1998	1999	2000	2001	2002	2003	2004	2005	2006	2007	2008	YTD
Fidei	Europe	France																					
Fonciere Des Regions	Europe	France																					
Fonciere Lyonnaise	Europe	France																					
Gecina	Europe	France																					
Icade	Europe	France																					
Klepierre	Europe	France																					
Locafinanciere	Europe	France																					
Mercialys	Europe	France																					
Sefimeg	Europe	France																					
Silic	Europe	France																					
Simco	Europe	France																					
Societe de la Tour Eiffel	Europe	France																					
Sogeparc	Europe	France																					
Sophia	Europe	France																					
Unibail - Rodamco	Europe	France																					
Union Immobiliere de France	Europe	France																					
Alstria Office	Europe	Germany																					
Bau-Verein Zu Hamburg	Europe	Germany																					
CBB Holding	Europe	Germany																					
Colonia Real Estate	Europe	Germany																					
Deutsche Euroshop	Europe	Germany																					
Deutsche Wohnen	Europe	Germany																					
DIC Asset	Europe	Germany																					
Gagfah	Europe	Germany																					
Hamborner	Europe	Germany																					
IVG Immobilien	Europe	Germany																					
Patrizia Immobilien	Europe	Germany																					
RSE Grundbesitz U-Beteiligung	Europe	Germany																					
Vivacon	Europe	Germany																					
Babis Vovos International	Europe	Greece																					
Eurobank Properties Real Estate Investment	Europe	Greece																					
Lamda Development	Europe	Greece																					
Dunloe Ewart	Europe	Ireland																					
Green Property	Europe	Ireland																					
Aedes	Europe	Italy																					
Beni Stabili	Europe	Italy																					
Gifim	Europe	Italy																					
Immobiliare Grande Distribution	Europe	Italy																					

DATE: JULY 2008 CONTACT DETAILS:

EPR: Schiphol Boulevard 283, 1118 BH Schiphol Airport, The Netherlands, T +31 20 405 3830, F +31 20 405 3840, E info@epa.com, W www.epa.com  
 NAREIT: 1875 Eye Street, N.W., Suite 600, Washington D.C. 20006, USA, T +1 202 739 9400, F + 1 202 739 9401, E info@nareit.com, W www.nareit.com

## End-of-Year Constituents Chart

Company	Region	Country	1989	1990	1991	1992	1993	1994	1995	1996	1997	1998	1999	2000	2001	2002	2003	2004	2005	2006	2007	2008	YTD
Immobiliare Metanopoli	Europe	Italy																					
IPI	Europe	Italy																					
Jolly Hotels	Europe	Italy																					
Pirelli & Co. Real Estate	Europe	Italy																					
Premafin	Europe	Italy																					
Risanamento	Europe	Italy																					
Unione Immobiliare	Europe	Italy																					
AM N.V.	Europe	Netherlands																					
Corio	Europe	Netherlands																					
Eurocommercial Properties	Europe	Netherlands																					
Haslemere	Europe	Netherlands																					
Nieuwe Steen Investments	Europe	Netherlands																					
ProLogis European Properties	Europe	Netherlands																					
Rodamco	Europe	Netherlands																					
Rodamco Europe	Europe	Netherlands																					
Rodamco Retail Nederland	Europe	Netherlands																					
Uni-Invest	Europe	Netherlands																					
Vastned Offices/Industrial	Europe	Netherlands																					
Vastned Retail	Europe	Netherlands																					
Wereldhave	Europe	Netherlands																					
Avantor	Europe	Norway																					
Choice Hotels	Europe	Norway																					
Norgani Hotels	Europe	Norway																					
Norwegian Property	Europe	Norway																					
Olav Thon	Europe	Norway																					
Steen & Strom	Europe	Norway																					
Globe Trade Centre	Europe	Poland																					
Mundicenter	Europe	Portugal																					
Sonae Imobiliaria	Europe	Portugal																					
Inmobiliaria Colonial	Europe	Spain																					
Metrovacesa	Europe	Spain																					
Renta Corp Real Estate	Europe	Spain																					
Testa Inmuebles En Renta (Prima Inmobiliara)	Europe	Spain																					
Vallehermoso	Europe	Spain																					
Asticus	Europe	Sweden																					
Bostads AB Drott	Europe	Sweden																					
Castellum	Europe	Sweden																					
Custos	Europe	Sweden																					

DATE: JULY 2008 CONTACT DETAILS:

EPRA: Schiphol Boulevard 283, 1118 BH Schiphol Airport, The Netherlands, T +31 20 405 3830, F +31 20 405 3840, E info@epra.com, W www.epra.com  
 NAREIT: 1875 Eye Street, N.W., Suite 600, Washington D.C. 20006, USA, T +1 202 739 9400, F + 1 202 739 9401, E info@nareit.com, W www.nareit.com



## End-of-Year Constituents Chart

Company	Region	Country	1989	1990	1991	1992	1993	1994	1995	1996	1997	1998	1999	2000	2001	2002	2003	2004	2005	2006	2007	2008	YTD
Diligentia	Europe	Sweden																					
Dios Anders	Europe	Sweden																					
Fabege	Europe	Sweden																					
Fabege (ex Drott March 2004)	Europe	Sweden																					
Fabege (ex Wihlborgs May 2005)	Europe	Sweden																					
Fast Balder	Europe	Sweden																					
Hufvudstaden A	Europe	Sweden																					
JM	Europe	Sweden																					
Klovern AB	Europe	Sweden																					
Kungsleden	Europe	Sweden																					
Lundbergs B	Europe	Sweden																					
Mandamus Fastigheter	Europe	Sweden																					
Nackebro	Europe	Sweden																					
Norrporten	Europe	Sweden																					
Pandox	Europe	Sweden																					
Piren	Europe	Sweden																					
Platzer	Europe	Sweden																					
Prifast	Europe	Sweden																					
Storheden Fastighets	Europe	Sweden																					
Tornet Fastighets	Europe	Sweden																					
Wihlborgs Fastigheter	Europe	Sweden																					
Allreal Holdings	Europe	Switzerland																					
Intershop B	Europe	Switzerland																					
Maag B	Europe	Switzerland																					
PSP Swiss Property	Europe	Switzerland																					
REG Real Estate Group	Europe	Switzerland																					
Swiss Prime Site	Europe	Switzerland																					
Zueblin Immobilien Holding	Europe	Switzerland																					
Asda Property Holdings	Europe	UK																					
Ashtenne Holdings	Europe	UK																					
Assura	Europe	UK																					
Benchmark Group	Europe	UK																					
Big Yellow Group	Europe	UK																					
BPT	Europe	UK																					
British Land Corp.	Europe	UK																					
Brixton	Europe	UK																					
Burford Holdings	Europe	UK																					
Canary Wharf Group	Europe	UK																					

DATE: JULY 2008 CONTACT DETAILS:

EPR: Schiphol Boulevard 283, 1118 BH Schiphol Airport, The Netherlands, T +31 20 405 3830, F +31 20 405 3840, E info@epa.com, W www.epa.com  
 NAREIT: 1875 Eye Street, N.W., Suite 600, Washington D.C. 20006, USA, T +1 202 739 9400, F + 1 202 739 9401, E info@nareit.com, W www.nareit.com

## End-of-Year Constituents Chart

Company	Region	Country	1989	1990	1991	1992	1993	1994	1995	1996	1997	1998	1999	2000	2001	2002	2003	2004	2005	2006	2007	2008	YTD
Capital & Regional Property	Europe	UK																					
Capital Shopping Centers	Europe	UK																					
Chelsfield	Europe	UK																					
CLS Holdings	Europe	UK																					
Compco Holdings	Europe	UK																					
Daejan Holdings	Europe	UK																					
Delancey Estates	Europe	UK																					
Dencora	Europe	UK																					
Derwent London Holdings	Europe	UK																					
Development Securities	Europe	UK																					
Eskmuir	Europe	UK																					
F&C Commercial Property Trust	Europe	UK																					
Freeport	Europe	UK																					
Frogmore Estates	Europe	UK																					
Grainger Trust	Europe	UK																					
Grantchester Holdings	Europe	UK																					
Great Portland Estates	Europe	UK																					
Hammerson	Europe	UK																					
Helical Bar	Europe	UK																					
ING UK Real Estate Income Trust	Europe	UK																					
Invista Foundation Property Trust	Europe	UK																					
Invesco UK Property Income Trust	Europe	UK																					
ISIS Property Trust 2 Ltd	Europe	UK																					
ISIS Property Trust Ltd	Europe	UK																					
James Smith Estates	Europe	UK																					
Jermyn Investment Properties	Europe	UK																					
Land Securities Group	Europe	UK																					
Liberty International	Europe	UK																					
London Merchant Securities	Europe	UK																					
London Merchant Securities Dfd	Europe	UK																					
Mapeley	Europe	UK																					
Marylebone Warwick Balfour Group	Europe	UK																					
McKay Securities	Europe	UK																					
MEPC	Europe	UK																					
Minerva	Europe	UK																					
Moorfield Group	Europe	UK																					
Mucklow (A. & J.) Group	Europe	UK																					
NHP	Europe	UK																					

DATE: JULY 2008 CONTACT DETAILS:

EPRA: Schiphol Boulevard 283, 1118 BH Schiphol Airport, The Netherlands, T +31 20 405 3830, F +31 20 405 3840, E info@epa.com, W www.epa.com  
 NAREIT: 1875 Eye Street, N.W., Suite 600, Washington D.C. 20006, USA, T +1 202 739 9400, F + 1 202 739 9401, E info@nareit.com, W www.nareit.com

## End-of-Year Constituents Chart

Company	Region	Country	1989	1990	1991	1992	1993	1994	1995	1996	1997	1998	1999	2000	2001	2002	2003	2004	2005	2006	2007	2008	YTD
Pillar Property	Europe	UK																					
Plaza Centers NV	Europe	UK																					
Primary Health Properties	Europe	UK																					
Quintain Estates & Development	Europe	UK																					
Raglan Properties	Europe	UK																					
Saville Gordon Estates	Europe	UK																					
Scottish Met	Europe	UK																					
Shaftesbury	Europe	UK																					
SEGRO	Europe	UK																					
St.Modwen Properties	Europe	UK																					
Standard Life Inv Prop Income Trust	Europe	UK																					
Advantage Property Income Trust	Europe	UK																					
Tops Estates	Europe	UK																					
Town Centre Securities	Europe	UK																					
UK Balanced Property Trust	Europe	UK																					
UK Commercial Property Trust	Europe	UK																					
Unite Group	Europe	UK																					
Warner Estate Holdings	Europe	UK																					
Wates City of London	Europe	UK																					
Westbury Property Fund	Europe	UK																					
Workspace Group	Europe	UK																					
Alexis Nihon REIT	North America	Canada																					
Allied Properties REIT	North America	Canada																					
Boardwalk Real Estate Investment Trust	North America	Canada																					
BPO Properties	North America	Canada																					
Brookfield Properties Corp.	North America	Canada																					
Calloway REIT	North America	Canada																					
Canadian Apartment Properties REIT	North America	Canada																					
Canadian Hotel Income Properties REIT	North America	Canada																					
Canadian REIT	North America	Canada																					
Chartwell Seniors Housing REIT	North America	Canada																					
Cominar REIT	North America	Canada																					
Dundee Real Estate Investment Trust	North America	Canada																					
Extencare Real Estate Investment Trust	North America	Canada																					
First Capital Realty	North America	Canada																					
H & R REIT	North America	Canada																					
InnVest Real Estate Investment Trust	North America	Canada																					
IPC US Real Estate	North America	Canada																					

DATE: JULY 2008 CONTACT DETAILS:

EPR: Schiphol Boulevard 283, 1118 BH Schiphol Airport, The Netherlands, T +31 20 405 3830, F +31 20 405 3840, E info@epa.com, W www.epa.com  
 NAREIT: 1875 Eye Street, N.W., Suite 600, Washington D.C. 20006, USA, T +1 202 739 9400, F + 1 202 739 9401, E info@nareit.com, W www.nareit.com

## End-of-Year Constituents Chart

Company	Region	Country	1989	1990	1991	1992	1993	1994	1995	1996	1997	1998	1999	2000	2001	2002	2003	2004	2005	2006	2007	2008	YTD
Legacy Hotels REIT	North America	Canada																					
Morguard Real Estate Investment Trust	North America	Canada																					
Northern Property REIT	North America	Canada																					
O & Y Real Estate	North America	Canada																					
Oxford Properties Group	North America	Canada																					
Primaris Retail REIT	North America	Canada																					
Residential Equities REIT	North America	Canada																					
Retirement Residences REIT	North America	Canada																					
Riocan REIT	North America	Canada																					
Summit Real Estate	North America	Canada																					
Sunrise Senior Living Real Estate	North America	Canada																					
Trizec Hahn Corp.	North America	Canada																					
Acadia Realty	North America	USA																					
Hilltop Holdings	North America	USA																					
Agree Realty	North America	USA																					
Alexanders Inc.	North America	USA																					
Alexandria Real Estate Equity	North America	USA																					
AMB Property	North America	USA																					
American Campus Communities	North America	USA																					
American Financial Realty Trust	North America	USA																					
AML Residential Property Trust	North America	USA																					
Anthracite Capital	North America	USA																					
Apartment Investment Management	North America	USA																					
Archstone-Smith Trust	North America	USA																					
Arden Realty	North America	USA																					
Ashford Hospitality Trust	North America	USA																					
Associated Estates Realty	North America	USA																					
Avalonbay Communities	North America	USA																					
Bedford Property Investors	North America	USA																					
BioMed Realty Trust	North America	USA																					
BNP Residential Properties	North America	USA																					
Boca Resorts	North America	USA																					
Boston Property	North America	USA																					
Boykin Lodging	North America	USA																					
Brandywine Realty	North America	USA																					
BRE Properties	North America	USA																					
Burnham Pacific Properties	North America	USA																					
Cabot	North America	USA																					

DATE: JULY 2008 CONTACT DETAILS:

EPRA: Schiphol Boulevard 283, 1118 BH Schiphol Airport, The Netherlands, T +31 20 405 3830, F +31 20 405 3840, E info@epra.com, W www.epra.com  
 NAREIT: 1875 Eye Street, N.W., Suite 600, Washington D.C. 20006, USA, T +1 202 739 9400, F + 1 202 739 9401, E info@nareit.com, W www.nareit.com

## End-of-Year Constituents Chart

Company	Region	Country	1989	1990	1991	1992	1993	1994	1995	1996	1997	1998	1999	2000	2001	2002	2003	2004	2005	2006	2007	2008	YTD
Camden Property	North America	USA																					
Capital Automotive Trust	North America	USA																					
Carramerica Trust	North America	USA																					
Catellus Development Corp.	North America	USA																					
CBL & Associates Properties	North America	USA																					
Cedar Shopping Centers	North America	USA																					
Center Trust	North America	USA																					
Centerpoint Properties	North America	USA																					
Centracore Properties Trust	North America	USA																					
Charles E Smith Residential Realty	North America	USA																					
Chateau Communities	North America	USA																					
Chelsea Property Group	North America	USA																					
Choice Hotels	North America	USA																					
Colonial Properties	North America	USA																					
Columbia Equity Trust Inc.	North America	USA																					
Cornerstone Realty Income Trust	North America	USA																					
Corporate Office Properties	North America	USA																					
Corrections Corporation of America	North America	USA																					
Cousins Property	North America	USA																					
Crescent Real Estate Equity Corp.	North America	USA																					
Crestline Capital	North America	USA																					
Criimi Mae Inc.	North America	USA																					
Crown American Realty	North America	USA																					
CRT Properties	North America	USA																					
DCT Industrial Trust	North America	USA																					
Developers Diversified Realty	North America	USA																					
Diamondrock Hospitality	North America	USA																					
Digital Realty Trust	North America	USA																					
Douglas Emmett	North America	USA																					
Duke Realty Corp	North America	USA																					
Dupont Fabros Technology	North America	USA																					
Dynex Capital	North America	USA																					
Eastgroup Properties	North America	USA																					
Education Realty Trust	North America	USA																					
Entertainment Properties Trust	North America	USA																					
Equity Inns	North America	USA																					
Equity Lifestyle Properties	North America	USA																					
Equity Office Properties	North America	USA																					

DATE: JULY 2008 CONTACT DETAILS:

EPR: Schiphol Boulevard 283, 1118 BH Schiphol Airport, The Netherlands, T +31 20 405 3830, F +31 20 405 3840, E info@epa.com, W www.epa.com  
 NAREIT: 1875 Eye Street, N.W., Suite 600, Washington D.C. 20006, USA, T +1 202 739 9400, F + 1 202 739 9401, E info@nareit.com, W www.nareit.com

## End-of-Year Constituents Chart

Company	Region	Country	1989	1990	1991	1992	1993	1994	1995	1996	1997	1998	1999	2000	2001	2002	2003	2004	2005	2006	2007	2008 YTD
Equity One Inc	North America	USA																				
Equity Residential	North America	USA																				
Essex Property Trust	North America	USA																				
Extended Stay America	North America	USA																				
Extra Space Storage	North America	USA																				
Federal Realty Investors	North America	USA																				
FelCor Lodging	North America	USA																				
First Industrial Realty Trust	North America	USA																				
First Potomac Realty Trust	North America	USA																				
Forest City A	North America	USA																				
Franchise Finance Corp. of America	North America	USA																				
Gables Residential Trust	North America	USA																				
General Growth Properties	North America	USA																				
Getty Realty	North America	USA																				
Glenborough Realty Trust	North America	USA																				
Glimcher Realty Trust	North America	USA																				
Global Signal Inc.	North America	USA																				
GMH Communities Trust	North America	USA																				
Golf Trust America	North America	USA																				
Government Properties Trust	North America	USA																				
Gramercy Capital Corp	North America	USA																				
Great Lakes REIT	North America	USA																				
Health Care Property Investments	North America	USA																				
Healthcare Realty Trust	North America	USA																				
Healthcare REIT	North America	USA																				
Heritage Property Investments	North America	USA																				
Hersha Hospitality Trust A	North America	USA																				
Highland Hospitality	North America	USA																				
Highwoods Properties	North America	USA																				
Hilton Hotels	North America	USA																				
Home Properties	North America	USA																				
Hospitality Properties Trust	North America	USA																				
Host Hotels & Resorts	North America	USA																				
HRPT Properties	North America	USA																				
Inland Real Estate	North America	USA																				
Innkeepers USA Trust	North America	USA																				
Investors Real Estate Trust	North America	USA																				
IRT Property	North America	USA																				

DATE: JULY 2008 CONTACT DETAILS:

EPR: Schiphol Boulevard 283, 1118 BH Schiphol Airport, The Netherlands, T +31 20 405 3830, F +31 20 405 3840, E info@epa.com, W www.epa.com  
 NAREIT: 1875 Eye Street, N.W., Suite 600, Washington D.C. 20006, USA, T +1 202 739 9400, F + 1 202 739 9401, E info@nareit.com, W www.nareit.com

## End-of-Year Constituents Chart

Company	Region	Country	1989	1990	1991	1992	1993	1994	1995	1996	1997	1998	1999	2000	2001	2002	2003	2004	2005	2006	2007	2008	YTD
JDN Realty Corp.	North America	USA																					
JP Realty	North America	USA																					
Keystone Property Trust	North America	USA																					
Kilroy Realty	North America	USA																					
Kimco Realty Corp.	North America	USA																					
Kite Realty Group Trust	North America	USA																					
Konover Property	North America	USA																					
Kramont Realty Trust	North America	USA																					
La Quinta Properties	North America	USA																					
LaSalle Hotel Properties	North America	USA																					
Lexington Realty Trust	North America	USA																					
Liberty Property Trust	North America	USA																					
LTC Properties	North America	USA																					
Macerich	North America	USA																					
Mack Cali Realty	North America	USA																					
Maguire Properties	North America	USA																					
Manor Care	North America	USA																					
Medical Properties Trust	North America	USA																					
Meristar Hospitality	North America	USA																					
Mid-America Apartment Communities	North America	USA																					
Mid-Atlantic Realty Trust	North America	USA																					
Mission West Properties	North America	USA																					
National Golf Properties	North America	USA																					
National Health Investors	North America	USA																					
National Healthcare	North America	USA																					
National Retail Properties	North America	USA																					
Nationwide Health Properties	North America	USA																					
New Plan Excel Realty Trust	North America	USA																					
Omega Healthcare REIT	North America	USA																					
Orient Express Hotels	North America	USA																					
Pan Pacific Retail Properties	North America	USA																					
Parkway Properties	North America	USA																					
Pennsylvania Real Estate Investment Trust	North America	USA																					
Post Properties	North America	USA																					
Prentiss Properties Trust	North America	USA																					
Prime Group Realty Trust	North America	USA																					
Prime Hospitality	North America	USA																					
Prime Legacy	North America	USA																					

DATE: JULY 2008 CONTACT DETAILS:

EPR: Schiphol Boulevard 283, 1118 BH Schiphol Airport, The Netherlands, T +31 20 405 3830, F +31 20 405 3840, E info@epa.com, W www.epa.com  
 NAREIT: 1875 Eye Street, N.W., Suite 600, Washington D.C. 20006, USA, T +1 202 739 9400, F + 1 202 739 9401, E info@nareit.com, W www.nareit.com

## End-of-Year Constituents Chart

Company	Region	Country	1989	1990	1991	1992	1993	1994	1995	1996	1997	1998	1999	2000	2001	2002	2003	2004	2005	2006	2007	2008 YTD
Prologis	North America	USA																				
PS Business Parks	North America	USA																				
Public Storage	North America	USA																				
Ramco-Gershenson Properties	North America	USA																				
Realty Income	North America	USA																				
Reckson Associates Realty Corp. A	North America	USA																				
Reckson Associates Realty Corp. B	North America	USA																				
Regency Centers	North America	USA																				
Republic Property	North America	USA																				
RFS Hotel Investors	North America	USA																				
Saul Centers	North America	USA																				
Senior Housing Property Trust	North America	USA																				
Shurgard Storage Centers	North America	USA																				
Simon Property Group	North America	USA																				
Sizele Property Investors	North America	USA																				
SL Green Realty	North America	USA																				
Sovran Self Storage	North America	USA																				
Spirit Finance Corp.	North America	USA																				
Starwood Hotels & Resorts	North America	USA																				
Storage USA	North America	USA																				
Strategic Hotels & Resorts	North America	USA																				
Summit Properties	North America	USA																				
Sun Communities	North America	USA																				
Sunstone Hotel Investors	North America	USA																				
Tanger Factory Outlet Center	North America	USA																				
Taubman Centers	North America	USA																				
The Mills Corporation	North America	USA																				
The Rouse Corporation	North America	USA																				
The St. Joe Company	North America	USA																				
Town and Country Trust	North America	USA																				
Trizec Properties	North America	USA																				
Truststreet Properties	North America	USA																				
UDR	North America	USA																				
Universal Health Realty Income	North America	USA																				
Urstadt Biddle Properties	North America	USA																				
U-Store-It Trust	North America	USA																				
Ventas Inc	North America	USA																				
Vornado Realty	North America	USA																				

DATE: JULY 2008 CONTACT DETAILS:

EPRA: Schiphol Boulevard 283, 1118 BH Schiphol Airport, The Netherlands, T +31 20 405 3830, F +31 20 405 3840, E info@epra.com, W www.epra.com  
 NAREIT: 1875 Eye Street, N.W., Suite 600, Washington D.C. 20006, USA, T +1 202 739 9400, F + 1 202 739 9401, E info@nareit.com, W www.nareit.com



## End-of-Year Constituents Chart

Company	Region	Country	1989	1990	1991	1992	1993	1994	1995	1996	1997	1998	1999	2000	2001	2002	2003	2004	2005	2006	2007	2008	YTD	
Washington Real Estate Investments	North America	USA																						
Weingarten Realty Investors	North America	USA																						
Windrose Medical Properties	North America	USA																						
Winston Hotels	North America	USA																						
Winthrop Realty Trust	North America	USA																						
Wyndham International	North America	USA																						

DATE: JULY 2008 CONTACT DETAILS:

EPRA: Schiphol Boulevard 283, 1118 BH Schiphol Airport, The Netherlands, T +31 20 405 3830, F +31 20 405 3840, E info@epra.com, W www.epra.com  
 NAREIT: 1875 Eye Street, N.W., Suite 600, Washington D.C. 20006, USA, T +1 202 739 9400, F + 1 202 739 9401, E info@nareit.com, W www.nareit.com

## Section 7

### Details on Methodology

DATE: JULY 2008 CONTACT DETAILS:

EPRA: Schiphol Boulevard 283, 1118 BH Schiphol Airport, The Netherlands, T +31 20 405 3830, F +31 20 405 3840, E [info@epra.com](mailto:info@epra.com), W [www.epra.com](http://www.epra.com)  
NAREIT: 1875 Eye Street, N.W., Suite 600, Washington D.C. 20006, USA, T +1 202 739 9400, F + 1 202 739 9401, E [info@nareit.com](mailto:info@nareit.com), W [www.nareit.com](http://www.nareit.com)

### Asset Class Comparisons and Correlations

The asset classes are defined as follows. For real estate, the FTSE EPRA/NAREIT indices are used. For broad equities, the national headline index is used (i.e. FTSE 100, CAC 40 etc.) and for multi-country profiles, the FTSE All-world index series is used. For bonds, the JPMorgan Bond index series is used.

### Average True Range

The difference between the 1Y high and the 1Y low in index points. A higher reading indicates a higher volatility.

### Beta Coefficient

The Beta Coefficient is a measure of a portfolio in relation to the rest of the financial market. It is calculated as follows:

$$\text{Beta} = \frac{\text{Covariance}(10\text{Y Average Returns Broad Equities and } 10\text{Y Average Returns Real Estate})}{\text{Variance Real Estate}} * 100$$

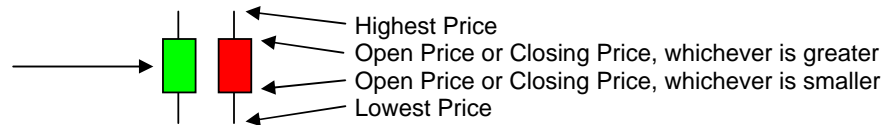
### Bollinger Bands

A set of Bollinger Bands are a tool that can be used to measure the 'high-ness' or 'low-ness' of the price relative to the previous one, and acts as a measure of volatility. The Bollinger Bands consist of three lines: a middle band showing a simple moving average, an upper band located at twice the standard deviation above the middle band, and a lower band located at twice the standard deviation below the middle band.

### Candlesticks

Candlestick charts give an overview of the daily Open, High, Low, and Close price of the index over a certain period, in this case a month. The graph presents the relationship between these prices and as such show an indication of volatility. Candlesticks can only be created on securities that have intraday pricing, and so for this graph the real time price indices are used (instead of the total return indices that are used in the remainder of this chart book). A candlestick chart reads as follows:

If the body is colored green,  
then the index went up.  
If colored red, the index closed  
down



### Capital Allocation Line

The CAL is the line between a risky asset (either a real estate portfolio or a broad equity portfolio), and the risk-free rate. The risk-free rate is derived by extrapolating the line between the risky asset and the JPMorgan bond index.

### Dividend Yields

The dividend market capitalisation (defined as the dividend multiplied by the shares in issue and free float percentage) paid during the last twelve months as a percentage of the investable market capitalisation of the index.

### Efficient Frontier

The efficient frontier shows the minimum variance portfolio (or least risky portfolio) for a given rate of return. The resulting line shows the most efficient portfolio for any given combination of risk and return. Rational investors will construct portfolios that have risk-return profiles that are located on this frontier.

DATE: JULY 2008 CONTACT DETAILS:

EPRA: Schiphol Boulevard 283, 1118 BH Schiphol Airport, The Netherlands, T +31 20 405 3830, F +31 20 405 3840, E info@epra.com, W www.epra.com  
NAREIT: 1875 Eye Street, N.W., Suite 600, Washington D.C. 20006, USA, T +1 202 739 9400, F +1 202 739 9401, E info@nareit.com, W www.nareit.com

### Equally Weighted Value-at-Risk

The Value-at-Risk of an index is calculated by multiplying the market capitalisation of an index by the 10Y standard deviation of the index. Equally weighted refers to that older observations are given the same weight as the more recent observations.

### Investment Horizons

The ratio of the average monthly return divided by the average monthly volatility over the specified periods, 1 to 18 years.

### Moving Averages

The oscillator compares the long term (5Y) average with the short term (1Y) average. When these two lines cross a change in trend is identified. The graph shows the difference between the long term and short term. A negative difference indicates a downward trend, and a positive difference indicates an upward trend.

### Relative Strength Indicator

The Relative Strength Indicator is an index between 0 and 100. A value between 70 and 100 indicates that the market is overbought, and a value between 0 and 30 indicates the market is oversold. The RSI is calculated using the following formula:

$$RSI = 100 - \left[ \frac{100}{\left( 1 + ABS \left\{ \frac{1Y \text{ Average Monthly Gain}}{1Y \text{ Average Monthly Loss}} \right\} \right)} \right]$$

### Retracement Levels

The Fibonacci ratios (0.618, 0.50 and 0.382) are applied to the range between the 1Y High and 1Y Low.

Retracement levels are important in the case of a "changing market", i.e. when the index breaks out of its trend.

When the index breaks out of a long-term upward trend and starts a downward correction, the retracement levels show support levels.

When the index breaks out of a long-term downward trend and starts an upward correction, the retracement levels show resistance levels.

### Risk/Return Profiles

The risk/return profile-value is determined by the 10Y average risk (calculated by the standard deviation) on the X-axis and the 10Y average return on the Y-axis.

### Seasonality Chart

This chart compares the index value on a year-by-year basis. Each line represents the index in a particular year, and when combined with each other, a comparison can be made to see whether a pattern can be found, i.e. does the index always perform the same way in a particular month.

DATE: JULY 2008 CONTACT DETAILS:

EPRA: Schiphol Boulevard 283, 1118 BH Schiphol Airport, The Netherlands, T +31 20 405 3830, F +31 20 405 3840, E info@epra.com, W www.epra.com  
NAREIT: 1875 Eye Street, N.W., Suite 600, Washington D.C. 20006, USA, T +1 202 739 9400, F +1 202 739 9401, E info@nareit.com, W www.nareit.com

### Sharpe Ratio

The Sharpe ratio is a measure of the excess return (or Risk Premium) above the risk free rate (as measured by the JPMorgan Bond index) per unit of risk in an investment asset or a trading strategy. It is calculated as follows:

$$\text{Sharpe} = \frac{(10\text{Y average return of the index} - 10\text{Y average return of the risk free rate})}{10\text{Y Volatility}}$$

### Technical Analysis

This is an attempt to indicate long term trends in the movement of the index.

**PLEASE NOTE: Identifying these trends, especially the resistance and support levels, is subjective and expresses the views of the author only and not necessarily the view of EPRA. Please refer to pages 106 and 107 for further details.**

### Velocity

This liquidity measure is calculated by the number of shares traded over a 12-month period divided by the free-float adjusted shares in issue at the end of the period.

### Volatility

The volatility shows the variability of returns over a 12-month period, revealing the extent by which the returns of an index value change from the average.

Low volatility indicates the returns for an index have stayed quite close to the average whereas a high volatility would indicate a larger fluctuation over the time period. Volatility can therefore be seen as a market measure for risk.

DATE: JULY 2008 CONTACT DETAILS:

EPRA: Schiphol Boulevard 283, 1118 BH Schiphol Airport, The Netherlands, T +31 20 405 3830, F +31 20 405 3840, E info@epra.com, W www.epra.com  
NAREIT: 1875 Eye Street, N.W., Suite 600, Washington D.C. 20006, USA, T +1 202 739 9400, F + 1 202 739 9401, E info@nareit.com, W www.nareit.com

## **Section 8**

### **Data Vendor Codes**

DATE: JULY 2008 CONTACT DETAILS:

EPRA: Schiphol Boulevard 283, 1118 BH Schiphol Airport, The Netherlands, T +31 20 405 3830, F +31 20 405 3840, E [info@epra.com](mailto:info@epra.com), W [www.epra.com](http://www.epra.com)  
NAREIT: 1875 Eye Street, N.W., Suite 600, Washington D.C. 20006, USA, T +1 202 739 9400, F + 1 202 739 9401, E [info@nareit.com](mailto:info@nareit.com), W [www.nareit.com](http://www.nareit.com)

Data Vendor Codes - Indices




Index	Price Indices						Gross Total Return Indices						Net Total Return Indices					
	EUR	USD	GBP	JPY	AUD	Local	EUR	USD	GBP	JPY	AUD	Local	EUR	USD	GBP	JPY	AUD	Local
ASIA 33 INDEX																		
ASIA DIVERSIFIED INDEX	EGADE	EGADU	EGADG	EGADJ	EGADA	ENA3 (HKD)	TEGADE	TEGADU	TEGADG	TEGADJ	TEGADA							
ASIA DIVIDEND+ INDEX	ENAD																	
ASIA EX AUSTRALIA DIVERSIFIED INDEX	EAADE	EAADU	EAAAG	EAAAJ	EAAAD		TEAADE	TEAADU	TEAAG	TEAAJ	TEAADA							
ASIA EX AUSTRALIA HEALTHCARE INDEX	EAAHE	EAAHU	EAAHG	EAAHJ	EAAHA		TEAAHE	TEAAHU	TEAAHG	TEAAHJ	TEAAHA							
ASIA EX AUSTRALIA INDEX	EPAAE	EPAAU	EPAAG	EPAAJ	EPAAD		TEPAAE	TEPAAU	TEPAG	TEPAJ	TEPAAD		TRPAAE	TRPAU	TRPAG	TRPAJ		
ASIA EX AUSTRALIA INDUSTRIAL INDEX	EAAIE	EAAIU	EAAIG	EAAIJ	EAAIA		TEAAIE	TEAAIU	TEAIG	TEAAJ	TEAIA							
ASIA EX AUSTRALIA INDUSTRIAL/OFFICE MIXED INDEX	EAAIME	EAAIMU	EAAIMG	EAAIJ	EAAIMA		TEAAIME	TEAAIMU	TEAIMG	TEAAIJ	TEAIMA							
ASIA EX AUSTRALIA LODGING/RESORTS INDEX	EAALE	EAALU	EAAALG	EAAALJ	EAAALA		TEAALE	TEAALU	TEAALG	TEAAIJ	TEAALA							
ASIA EX AUSTRALIA NON-RENTAL INDEX	EAAANE	EAAANU	EAAANG	EAAANJ	EAAANA		TEAAANE	TEAAANU	TEAANG	TEAAANJ	TEAANA							
ASIA EX AUSTRALIA OFFICE INDEX	EAAODE	EAAODU	EAAODG	EAAODJ	EAAODA		TEAAODE	TEAAODU	TEAODG	TEAAODJ	TEAODA							
ASIA EX AUSTRALIA RENTAL INDEX	EAAARE	EAAARU	EAAARG	EAAARJ	EAAARA		TEAAARE	TEAARU	TEAARG	TEAARJ	TEAARA							
ASIA EX AUSTRALIA RETAIL INDEX	EAAATE	EAAATU	EAAATG	EAAATJ	EAAATA		TEAAATE	TEAATU	TEAATG	TEAAATJ	TEAATA							
ASIA EX AUSTRALIA SELF STORAGE INDEX	EAAASE	EAAASU	EAAASG	EAAASJ	EAAASA		TEAAASE	TEAASU	TEAASG	TEAAASJ	TEAASA							
ASIA EX AUSTRALIA RESIDENTIAL INDEX	EAAAEI	EAAAEU	EAAAEI	EAAAEJ	EAAAEA		TEAAAEI	TEAAEU	TEAAEI	EAAAEJ	TEAAEA							
ASIA EX AUSTRALIA SPECIALTY INDEX	EAAAPE	EAAAPU	EAAAPG	EAAAPJ	EAAAPA		TEAAPE	TEAAPU	TEAAPG	TEAAPJ	TEAAPA							
ASIA INDEX	EGAS	UGAS	YGAS				REGA	RUGA	RYAS				TRGASE	TRGASU	TRGASG	TRGASJ		
ASIA INDUSTRIAL INDEX	EGAI	EGAU	EGAG	EGAJ	EGAI		TEGAI	TEGAU	TEGAG	TEGAJ	TEGAI							
ASIA LODGING/RESORTS INDEX	EGALE	EGALU	EGALG	EGALJ	EGALA		TEGALE	TEGALU	TEGALG	TEGAJ	TEGALA							
ASIA NON-REITS INDEX	ENASE	ENASU	ENASG	ENASJ	ENASA		TEENASE	TEENASU	TEENASG	TEENASJ	TEENASA							
ASIA OFFICE INDEX	EGAFI	EGAFU	EGAFG	EGAFJ	EGAFI		TEGAFI	TEGAFU	TEGAFG	TEGAFJ	TEGAFI							
ASIA PAC EX JPN EX AUS LIQUID INDEX	GSLOAPE	GSLOAPU	GSLOAPG	GSLOAPJ	GSLOAPA	GSLOAPH (HKD), GSLOAPS (SGD)	TGSLOAPE	TGSLOAPU	TGSLOAPG	TGSLOAPJ	TGSLOAPA	TGSLOAPH (HKD), TGSLOAPS (SGD)						
ASIA REITS INDEX	ERASE	ERASU	ERASG	ERASJ	ERASA		TERASE	TERASU	TERASG	TERASJ	TERASA							
ASIA RESIDENTIAL INDEX	EGAEI	EGAEU	EGAEI	EGAEJ	EGAEA		TEGAEI	TEGAEU	TEGAEI	EGAEJ	TEGAEA							
ASIA RETAIL INDEX	EGATE	EGATU	EGATG	EGATJ	EGATA		TEGATE	TEGATU	TEGATG	EGATJ	TEGATA							
AUSTRALIA HEDGED IN US\$ INDEX												FTAHUST						
AUSTRALIA INDEX	ENAU	UNAU	PLAU	RLAU	ELAU		REAU	RUAU	RYAU	RDUA		TRLAUE	TRLAU	TRLAUG	TRLAUJ	TRLAU		
AUSTRALIA LIQUID INDEX	LIQELAU	LIQELAUJ	LIQELAUJ	LIQELAUJ	LIQELAUJ		TLIQELAU	TLIQELAUJ	TLIQELAUJ	TLIQELAUJ	TLIQELAUJ							
AUSTRIA INDEX	EPAS	PPAS	PPAS	YPAS			REPAS	RPAS	RYAS			TRPASE	TRPASU	TRPAG	TRPAJ			
BELGIUM INDEX	EPBL	LPBL	RPBL	YPBL			RBPBL	RBPBL	RYPB			TRPBL	TRPBLU	TRPBLG	TRPBLJ			
CANADA INDEX	ENCA	UNCA	PLCA	YLCA		ELCA (CAD)	RCAE	RCUA	RPCA	RYCA		TRLCAE	TRLCAU	TRLCAG	TRLCAJ		TRLCA (CAD)	
CUSTOM GLOBAL INDEX	FTGIEUR	FTGUSD					FTGIEUR	FTGUSTR				FTGLCTR						
CZECH REPUBLIC INDEX																		
DENMARK INDEX	EPDK	LPDK	PLDK	YDK		ELDK (DKK)	RPKK	RPKK	RYDK			TRPKZE	TRPKZU	TRPKZG	TRPKZJ		TRPKZL (NZZ)	
EUROPE CAPPED INDEX	EORA	EORAU	EORAG	EORAJ	EORAG		TEORA	TEORAU	TEORAG	TEORAJ		TRLDKE	TRLDKU	TRLDKG	TRLDKJ			
EUROPE DIVERSIFIED INDEX	EPRDE	EPREDU	EPRDRG	EPRDRJ	EPRDA		TEPRDE	TEPRDU	TEPRDRG	TEPRDRJ	TEPRDA							
EUROPE EURO ZONE CAPPED INDEX	EOEU	EOEUU	EOEUG	EOEUJ			TEOEUE	TEOEUU	TEOEUG	TEOEUJ								
EUROPE EURO ZONE DIVERSIFIED INDEX	EPEDE	EPEDU	EPEDRG	EPEDRJ	EPEDA		TEPEDE	TEPEDU	TEPEDRG	TEPEDRJ	TEPEDA							
EUROPE EURO ZONE INDEX	EPEU	EPEUJ	EPEUG	EPEUJ			TEPEU	TEPEUJ	TEPEUG	TEPEUJ		NEPEU	NJPEU	NJPEU	NJPEU			
EUROPE EURO ZONE INDUSTRIAL INDEX	EPEIE	EPEIU	EPEIG	EPEIJ	EPEIA		TEPEIE	TEPEIU	TEPEIG	TEPEIJ	TEPEIA							
EUROPE EURO ZONE OFFICE INDEX	EPEFE	EPEFU	EPEFG	EPEFJ	EPEFA		TEPEFE	TEPEFU	TEPEFG	TEPEFJ	TEPEFA							
EUROPE EURO ZONE RESIDENTIAL INDEX	EPERE	EPERU	EPERG	EPERJ	EPERA		TEPERE	TEPERU	TEPERG	TEPERJ	TEPERA							
EUROPE EURO ZONE RETAIL INDEX	EPEETE	EPEETU	EPEETG	EPEETJ	EPEETA		TEPEETE	TEPEETU	TEPEETG	EPEETJ	TEPEETA							
EUROPE EX UK CAPPED INDEX	EOKU	EOKUJ					TEOKU	TEOKUJ										
EUROPE EX UK DIVIDEND+ INDEX	ENDP																	
EUROPE EX UK INDEX	EUK	UXUK	GUK	YUK			RUK	RUK	RYUK			REXUK	NJXUK	NJXUK	NJXUK			
EUROPE EX UK LIQUID INDEX	GSLOEUE	GSLOEUJ	GSLOEUG	GSLOEUJ	GSLOEUA	GSLOEUI (HKD), GSLOEUS (SGD)	TGSLOEUE	TGSLOEUJ	TGSLOEUG	TGSLOEUJ	TGSLOEUA	TGSLOEUI (HKD), TGSLOEUS (SGD)						
EUROPE HEALTHCARE INDEX	EPRIE	EPRIU	EPRIAG	EPRIJ	EPRIA		TEPRIE	TEPRIU	TEPRIAG	TEPRIJ	TEPRIA							
EUROPE INDEX	EPRA	UPRA	GPRA	YPRA			RPRRA	RUPRA	RPRA	RYRA		NEPRA	NJPRRA	NJPRRA	NJPRRA			
EUROPE INDUSTRIAL INDEX	EPRIE	EPRIU	EPRIAG	EPRIJ	EPRIA		TEPRIE	TEPRIU	TEPRIAG	TEPRIJ	TEPRIA							
EUROPE LIQUID 40 CAPPED INDEX		SOELU	SOELG	SOELJ			TSOELU	TSOELUJ	TSOELG	TSOELJ								
EUROPE LIQUID 40 EX UK CAPPED INDEX		SOXUJ	SOXUG	SOXUJ			TSOXUJ	TSOXUJ	TSOXUG	TSOXUJ								
EUROPE LIQUID 40 EX UK INDEX	SSXU	LSXU	PSXU	YSXU			RSXU	RUSX	RYXU		NSXU	NJXUJ	NJXUJ	NJXUJ				
EUROPE LIQUID 40 INDEX	SSEL	USEL	PSEL	YSEL			RSEL	RUSE	RPEL	RYSE		NSSL	NJSSL	NJSSL	NJSSL			
EUROPE LODGING/RESORTS INDEX	EPRLI	EPRLU	EPRLG	EPRLJ	EPRLA		TEPRLI	TEPRLU	TEPRLG	TEPRLJ	TEPRLA							
EUROPE NON-REITS INDEX	ENEE	ENEU	ENEEG	ENEEJ	ENEEA		TENEE	TENEU	TENEEG	TENEJ	TENEA							
EUROPE OFFICE INDEX	EPRIE	EPRIU	EPRIAG	EPRIJ	EPRIA		TEPRIE	TEPRIU	TEPRIAG	TEPRIJ	TEPRIA							
EUROPE REITS INDEX	ERIE	EREU	EREEG	EREEJ	EREEA		TERIE	TEREU	TEREEG	TEREJ	TEREA							
EUROPE RESIDENTIAL INDEX	EPREE	EPREU	EPREG	EPREJ	EPREA		TEPREE	TEPREU	TEPRG	TEPREJ	TEPREA							
EUROPE RETAIL INDEX	EPRTI	EPRTU	EPRTG	EPRTJ	EPRTA		TEPRTI	TEPRTU	TEPRTG	TEPRTJ	TEPRTA							
EUROPE SELF STORAGE INDEX	EPRIE	EPRIU	EPRIAG	EPRIJ	EPRIA		TEPRIE	TEPRIU	TEPRIAG	TEPRIJ	TEPRIA							
EUROPE SPECIALTY INDEX	EPRIE	EPRIU	EPRIAG	EPRIJ	EPRIA		TEPRIE	TEPRIU	TEPRIAG	TEPRIJ	TEPRIA							
EUROPE UK RESTRICTED INDEX	EPHG	UPHG	YPHG				RPHG	RUPH	RYPH			TRPHGE	TRPHGU	TRPHGG	TRPHGJ			
FINLAND INDEX	EPFI	UPFI	YPFI				RPHI	RUPFI	RYFI			TRPFI	TRPFIJ	TRPFIJ	TRPFIJ			
FRANCE INDEX	EPFR	UPFR	YPFR				RPHI	RUPFR	RYFR			TRPFI	TRPFIJ	TRPFIJ	TRPFIJ			
GERMANY INDEX	EPGR	UPGR	YPGR				RPHI	RUPGR	RYGR			TRPFI	TRPFIJ	TRPFIJ	TRPFIJ			
GLOBAL DIVERSIFIED INDEX	ENGVE	ENGVU	ENGVG	ENGVJ	ENGVA		TENGVE	TENGVU	TENGVG	TENGVI	TENGVA							
GLOBAL DIVIDEND+ INDEX	ENGDD																	
GLOBAL EX ASIA INDEX	EGXA	UGXA	YGXA				REXA	RUGA	RYXA			TRGXAE	TRGXAU	TRGXAG	TRGXAJ			
GLOBAL EX ASIA NON-REITS INDEX	ENXAE	ENXAU	ENXAG	ENXAJ			TERNXAE	TERNXAU	TERNXAG	TERNXAJ								
GLOBAL EX ASIA REITS INDEX	ERXAE	ERXAU	ERXAG	ERXAJ			TERXAE	TERXAU	TERXAG	TERXAJ								
GLOBAL EX AUSTRALIA HEDGED IN AUD INDEX						EGAAL						TEGAAL						
GLOBAL EX AUSTRALIA HEDGED IN USD INDEX																		
GLOBAL EX AUSTRALIA INDEX						GAXAU						TGAXAU						TRAXAU

DATE: JULY 2008 CONTACT DETAILS:

EPRA: Schiphol Boulevard 283, 1118 BH Schiphol Airport, The Netherlands, T +31 20 405 3830, F +31 20 405 3840, E info@epra.com, W www.epra.com  
 NAREIT: 1875 Eye Street, N.W., Suite 600, Washington D.C. 20006, USA, T +1 202 739 9400, F +1 202 739 9401, E info@nareit.com, W www.nareit.com

Data Vendor Codes - Indices



Index	Price Indices						Gross Total Return Indices						Net Total Return Indices						
	EUR	USD	GBP	JPY	AUD	Local	EUR	USD	GBP	JPY	AUD	Local	EUR	USD	GBP	JPY	AUD	Local	
GLOBAL EX AUSTRALIA NON-RENTAL IN AUD HEDGED INDEX		GAHNU			GAHNA			TGAHNU			GAHNA								
GLOBAL EX AUSTRALIA NON-RENTAL IN AUD UNHEDGED INDEX		GAHNU			GAHNA			GAHNU			GAHNA								
GLOBAL EX AUSTRALIA RENTAL IN AUD HEDGED INDEX		GAHRU			GAHRA			GAHRU			GAHRA								
GLOBAL EX AUSTRALIA RENTAL IN AUD UNHEDGED INDEX		GAURU			GAURA			GAURU			GAURA								
GLOBAL EX EUROPE INDEX	EGXE	UGXE	PGXE	YGXE			REXE	RUXE	RPXE	RYXE			TRGXEE	TRGXEU	TRGXEG	TRGXEJ			
GLOBAL EX EUROPE NON-REITS INDEX	ENXE	ENUE	ENEG	ENJE			TENXEE	TENXEU	TENXEG	TENXEJ									
GLOBAL EX EUROPE REITS INDEX	ERXE	ERXU	ERXG	ERXJ			TERXEE	TERXEU	TERXEG	TERXEJ									
GLOBAL EX JAPAN INDEX	EGXJ	EGXU	EGXG	EGXJ			TEGXEE	TEGXEU	TEGXEG	TEGXEJ			TRGXJE	TRGXJU	TRGXJG	TRGXJJ			
GLOBAL EX NORTH AMERICA	EGN	UGN	PGN	YGN			REXN	RUXN	RPXN	RYXN			TRGXNE	TRGXNU	TRGXNG	TRGXNJ			
GLOBAL EX US INDEX	EGU	UGU	PGU	YGU			REXU	RUXU	RPXU	RYXU			TRGXUE	TRGXUU	TRGXUG	TRGXUJ			
GLOBAL EX US LIQUID INDEX	GSLXSE	GSLXUS	GSLXSG	GSLXJ	GSLXSA	GSLXSL (HKD), GSLXSL (SGD)	TGSLXSE	TGSLXEU	TGSLXSG	TGSLXJ	TGSLXSA	TGSLXSL (HKD), TGSLXSL (SGD)							
GLOBAL EX US NON-REITS INDEX	ENXUE	ENXU	ENXG	ENXJ			TENXUE	TENXEU	TENXEG	TENXEJ									
GLOBAL EX US REITS INDEX	ERXUE	ERXU	ERXG	ERXJ			TERXUE	TERXEU	TERXEG	TERXEJ									
GLOBAL HEALTHCARE INDEX	ENGEE	ENGUE	ENGEG	ENGJ	ENGEA		TENXEE	TENXEU	TENXEG	TENXEJ	TENGEA								
GLOBAL HEDGED IN AUD INDEX					EGHAA						TEGHEA								
GLOBAL INDEX	ENGL	UNGL	PNGL	YNGL			RNGL	RUGL	RPGL	RYGL			TRNGLE	TRNGLU	TRNGLG	TRNGLJ			
GLOBAL INDUSTRIAL INDEX	ENGIE	ENGU	ENGIG	ENGJ	ENGLA		TENXIE	TENXIU	TENXIG	TENXIEJ	TENGLA								
GLOBAL INDUSTRIAL OFFICE INDEX	ENMG	ENMU	ENMG	ENMJ	ENMGA		TENXME	TENXMU	TENXMG	TENXMEJ	TENMGA								
GLOBAL LIQUID INDEX	GSLQLE	GSLQLU	GSLQLG	GSLQLJ	GSLQLA	GSLQGLH (HKD), GSLQGLS (SGD)	TGSLQLE	TGSLQLEU	TGSLQLG	TGSLQLJ	TGSLQLA	TGSLQGLH (HKD), TGSLQGLS (SGD)							
GLOBAL LODGING/RESORTS INDEX	ENGOE	ENGOU	ENGOG	ENGOJ	ENGOA		TENXOE	TENXOU	TENXOG	TENXOJ	TENGOA								
GLOBAL NON-REITS INDEX	ENRGE	ENRGU	ENRGG	ENRGJ	ENRGA		TENRGE	TENRGU	TENRGG	TENRGEJ									
GLOBAL OFFICE INDEX	ENGF	ENGFU	ENFG	ENFJ	ENFGA		TENXFE	TENXFU	TENXFG	TENXFEJ	TENFGA								
GLOBAL REITS INDEX	ERGLU						TERGLE	TERGLU	TERGLG	TERGLJ									
GLOBAL REITS INDEX	ERGLE	ERGLU	ERGLG	ERGLJ			TENXGL	TENXGLU	TENXGLG	TENXGLJ	TENGLA								
GLOBAL RESIDENTIAL INDEX	ENGA	ENGAU	ENGAG	ENGJ	ENGA		TENXEA	TENXEAU	TENXEG	TENXEJ	TENGA								
GLOBAL RETAIL INDEX	ENGT	ENGTU	ENGTG	ENGTJ	ENGT		TENXTE	TENXTU	TENXTG	TENXTEJ	TENGT								
GLOBAL SELF STORAGE INDEX	ENSG	ENSGU	ENSGG	ENSGJ	ENSGA		TENXSE	TENXSEU	TENXSG	TENXSEJ	TENSGA								
GLOBAL SPECIALTY INDEX	ENSGP	ENSGU	ENSGP	ENSGJ	ENSGA		TENXPE	TENXPEU	TENXPG	TENXPEJ	TENSGA								
GREECE INDEX	EPG	EPGU	EPGG	EPGJ	EPGA		TERPGE	TERPGU	TERPGG	TERPGEJ			TRPGCE	TRPGCU	TRPGCG	TRPGCJ			
HONG KONG INDEX	EHK	EHKU	EHKG	EHKJ		ELHK (HKD)	REHK	RHK	RPK	RJK		RHK (HKD)	TRPKE	TRPKU	TRPKG	TRPKJ			TRLHK (HKD)
HUNGARY INDEX																			TRPHL (HUG)
IRELAND INDEX	EPR	UPR					RPR	RUR					TRPRI	TRPRU	TRPRG	TRPRIJ			
ITALY INDEX	EPIT	UPIT	PPI	YPI			RPI	RUR	RPI	RYI			TRPRI	TRPRU	TRPRG	TRPRIJ			
JAPAN INDEX	ENP	UNP	PNP	YPN			RPN	RUP	RPN	RYN			TRPPI	TRPRU	TRPRG	TRPPIJ			
JAPAN LIQUID INDEX	LIQELJ	LIQELU	LIQELG	LIQELJ	LIQELJ	LIQELJ (HKD), LIQELJ (SGD)	TLIQELJ	TLIQELU	TLIQELG	TLIQELJ	TLIQELJ	TLIQELJ (HKD), TLIQELJ (SGD)							
NETHERLANDS INDEX	EPNL	UNPL	PNL	YPN			RPN	RUP	RPN	RYN			TRPNI	TRPRU	TRPRG	TRPNIJ			
NEW ZEALAND INDEX	ENZ	UNZ	PNZ	YPZ		ELNZ (NZD)	RENZ	RUNZ	RPNZ	RYNZ			TRPNI	TRPRU	TRPRG	TRPNIJ			TRLNZ (NZD)
NORTH AMERICA DIVERSIFIED INDEX	EGND	EGNDU	EGNDG	EGNDJ	EGNDA		TENXDE	TENXDEU	TENXDG	TENXDEJ	TENGDA								
NORTH AMERICA HEALTHCARE INDEX	EGNE	EGNEU	EGNEG	EGNEJ	EGNEA		TENXNE	TENXNEU	TENXNG	TENXNEJ	TENGNA								
NORTH AMERICA INDEX	EGNA	UGNA	PGNA	YNA			REXN	RUXN	RPXN	RYXN			TRXNE	TRXNU	TRXNG	TRXNJ			
NORTH AMERICA INDUSTRIAL INDEX	EGNE	EGNU	EGNG	EGNJ	EGNA		TENXNE	TENXNEU	TENXNG	TENXNEJ	TENGNA								
NORTH AMERICA LIQUID INDEX	GSLQNAE	GSLQNAU	GSLQNAG	GSLQNJ	GSLQNA	GSLQNAH (HKD), GSLQNAS (SGD)	TGSLQNAE	TGSLQNAU	TGSLNAG	TGSLQNJ	TGSLQNA	TGSLQNAH (HKD), TGSLQNAS (SGD)							
NORTH AMERICA LODGING/RESORTS INDEX	ENGO	ENGOU	ENGOG	ENGOJ	ENGOA		TENXOE	TENXOU	TENXOG	TENXOJ	TENGOA								
NORTH AMERICA INDUSTRIAL OFFICE MIXED INDEX	ENMG	ENMU	ENMG	ENMJ	ENMGA		TENXME	TENXMU	TENXMG	TENXMEJ	TENMGA								
NORTH AMERICA OFFICE INDEX	ENGF	ENGFU	ENFG	ENFJ	ENFGA		TENXFE	TENXFU	TENXFG	TENXFEJ	TENFGA								
NORTH AMERICA RESIDENTIAL INDEX	ENGA	ENGAU	ENGAG	ENGJ	ENGA		TENXEA	TENXEAU	TENXEG	TENXEJ	TENGA								
NORTH AMERICA RETAIL INDEX	ENGT	ENGTU	ENGTG	ENGTJ	ENGT		TENXTE	TENXTU	TENXTG	TENXTEJ	TENGT								
NORTH AMERICA SELF STORAGE INDEX	ENSG	ENSGU	ENSGG	ENSGJ	ENSGA		TENXSE	TENXSEU	TENXSG	TENXSEJ	TENSGA								
NORTH AMERICA SPECIALTY INDEX	ENSGP	ENSGU	ENSGP	ENSGJ	ENSGA		TENXPE	TENXPEU	TENXPG	TENXPEJ	TENSGA								
NORWAY INDEX	ENPK	UNPK				ELNK (NOK)	RPNK	RURK					TRPNKE	TRPNKU	TRPNKG	TRPNKJ			TRLNK (NOK)
POLAND INDEX	EPPT	UPPT					RPP	RURP					TRPPOE	TRPPOU	TRPPOG	TRPPOJ			TRPPOL (PLN)
PORTUGAL INDEX							TFEPAAE						TRPPT	TRPPTU	TRPPTG	TRPPTJ			
PURE ASIA EX AUSTRALIA INDEX													TRPAE	TRPAU	TRPAG	TRPAJ			
PURE ASIA INDEX	EGPA	UGPA	PGPA	YGA			REPA	RUPA	RPPA	RYPA			TRPAE	TRPAU	TRPAG	TRPAJ			TRPAL
PURE AUSTRALIA INDEX	EPAU	UPAU	PPAU	YPAU	LPAU		REPAU	RUPAU	RPPAU	RYPAU	RLPA		TRPAU	TRPAU	TRPAG	TRPAU			TRPAL
SINGAPORE INDEX	ENSI	UNSI	PSI	YSI		ELSI (SGD)	RESI	RUSI	RPSI	RSI		RSDI (SGD)	TRPSE	TRPSU	TRPSG	TRPSJ			TRPSL (SGD)
SOUTH KOREA INDEX	EPSP	UPSP	PPSP	YSP			RSP	RURP	RPPS	RYSP			TRPSP	TRPSU	TRPSG	TRPSJ			TRPKR (KRW)
SWEDEN INDEX	EPSP	UPSD	PSD	YSD		ELSD (SEK)	RPSD	RURSD	RPPSD	RYSD		RSD (SEK)	TRPSE	TRPSU	TRPSG	TRPSJ			TRPSL (SEK)
SWITZERLAND INDEX	EPSP	UPSW	PSW	YSW		ELSW (CHF)	RPSW	RURSW	RPPSW	RYSW		RLSW (CHF)	TRPSE	TRPSU	TRPSG	TRPSJ			TRPSL (CHF)
UK DIVERSIFIED INDEX	ELUDE	ELUDU	ELUDG	ELUDJ	ELUDA		TENXUE	TENXUEU	TENXUG	TENXUEJ	TENLUA								
UK HEALTHCARE INDEX	ELUHE	ELUHU	ELUHG	ELUJ	ELUHA		TENXUE	TENXUEU	TENXUG	TENXUEJ	TENLUA								
UK INDEX	ELUK	ELUKU	ELUKG	ELUKJ	ELUKA		TENXUE	TENXUEU	TENXUG	TENXUEJ	TENLUA								
UK INDUSTRIAL INDEX	ELUIE	ELUIU	ELUIG	ELUIJ	ELUIA		TENXUE	TENXUEU	TENXUG	TENXUEJ	TENLUA								
UK LIQUID INDEX	LIQELU	LIQELU	LIQELU	LIQELU	LIQELU	LIQELU (HKD), LIQELU (SGD)	TLIQELU	TLIQELU	TLIQELU	TLIQELU	TLIQELU	TLIQELU (HKD), TLIQELU (SGD)							
UK LIQUID INDEX	LIQELU	LIQELU	LIQELU	LIQELU	LIQELU	LIQELU (HKD), LIQELU (SGD)	TLIQELU	TLIQELU	TLIQELU	TLIQELU	TLIQELU	TLIQELU (HKD), TLIQELU (SGD)							
UK LODGING/RESORTS INDEX	ENGO	ENGOU	ENGOG	ENGOJ	ENGOA		TENXOE	TENXOU	TENXOG	TENXOJ	TENGOA								
UK NON-REITS INDEX	ENKRE	ENKRU	ENKRG	ENKJ	ENKRA		TENXKE	TENXKEU	TENXKG	TENXKEJ	TENKRA								
UK OFFICE INDEX	ENKRE	ENKRU	ENKRG	ENKJ	ENKRA		TENXKE	TENXKEU	TENXKG	TENXKEJ	TENKRA								
UK PROPERTY INDEX	ENKRE	ENKRU	ENKRG	ENKJ	ENKRA		TENXKE	TENXKEU	TENXKG	TENXKEJ	TENKRA								
UK REITS INDEX	ENKRE	ENKRU	ENKRG	ENKJ	ENKRA		TENXKE	TENXKEU	TENXKG	TENXKEJ	TENKRA								
UK RESIDENTIAL INDEX	ELUE	ELUEU	ELUEG	ELUEJ	ELUEA		TENXKE	TENXKEU	TENXKG	TENXKEJ	TENLUA								
UK RETAIL INDEX	ELUTE	ELUTU	ELUTG	ELUTJ	ELUTA		TENXTE	TENXTU	TENXTG	TENXTEJ	TENGT								
UK SELF STORAGE INDEX	ELUSE	ELUSU	ELUSG	ELUSJ	ELUSA		TENXSE	TENXSEU	TENXSG	TENXSEJ	TENSGA								

DATE: JULY 2008 CONTACT DETAILS:

Epra: Schiphol Boulevard 283, 1118 BH Schiphol Airport, The Netherlands, T +31 20 405 3830, F +31 20 405 3840, E info@epa.com, W www.epa.com  
 Nareit: 1875 Eye Street, N.W., Suite 600, Washington D.C. 20006, USA, T +1 202 739 9400, F +1 202 739 9401, E info@nareit.com, W www.nareit.com



## Data Vendor Codes - Indices



Index	Price Indices						Gross Total Return Indices						Net Total Return Indices						
	EUR	USD	GBP	JPY	AUD	Local	EUR	USD	GBP	JPY	AUD	Local	EUR	USD	GBP	JPY	AUD	Local	
UK SPECIALTY INDEX	ELUPE	ELUPU	ELUPG	ELUPJ	ELUPA		TELUPE	TELUPU	TELUPG	TELUPJ	TELUPA								
US DIVERSIFIED INDEX	UNLDE	UNLDU	UNLDG	UNLDJ	UNLDA		TUNLDE	TUNLDU	TUNLDG	TUNLDJ	TUNLDA								
US DIVIDEND+ INDEX	ENUD																		
US HEALTHCARE INDEX	UNLHE	UNLHU	UNLHG	UNLHJ	UNLHA		TUNLHE	TUNLHU	TUNLHG	TUNLHJ	TUNLHA								
US INDEX	ENUS	UNUS	PNUS	YNUS			REUS	RIUS	RPNU	RYUS			TRNUSE	TRNUSU	TRNUSG	TRNUSJ			
US INDUSTRIAL INDEX	UNLIE	UNLIU	UNLIG	UNLIJ	UNLIA		TUNLIE	TUNLIU	TUNLIG	TUNLIJ	TUNLIA								
US INDUSTRIAL/OFFICE MIXED INDEX	UNLME	UNLMU	UNLMG	UNLMJ	UNLMA		TUNLME	TUNLMU	TUNLMG	TUNLMJ	TUNLMA								
US LOGGINGS/RESORTS INDEX	UNLLE	UNLLU	UNLLE	UNLLJ	UNLLA		TUNLLE	TUNLLU	TUNLLE	TUNLLJ	TUNLLA								
US OFFICE INDEX	UNLFA	UNLFU	UNLFG	UNLFJ	UNLFA		TUNLFA	TUNLFU	TUNLFG	TUNLFJ	TUNLFA								
US RESIDENTIAL INDEX	UNLEE	UNLEU	UNLEG	UNLEJ	UNLEA		TUNLEE	TUNLEU	TUNLEG	TUNLEJ	TUNLEA								
US RETAIL INDEX	UNLFE	UNLFU	UNLFG	UNLFJ	UNLFA		TUNLFE	TUNLFU	TUNLFG	TUNLFJ	TUNLFA								
US SELF STORAGE INDEX	UNLOE	UNLOU	UNLOG	UNLOJ	UNLOA		TUNLOE	TUNLOU	TUNLOG	TUNLOJ	TUNLOA								
US SPECIALTY INDEX	UNLPE	UNLPU	UNLPG	UNLPJ	UNLPA		TUNLPE	TUNLPU	TUNLPG	TUNLPJ	TUNLPA								

DATE: JULY 2008 CONTACT DETAILS:

EPRA: Schiphol Boulevard 283, 1118 BH Schiphol Airport, The Netherlands, T +31 20 405 3830, F +31 20 405 3840, E info@epra.com, W www.epra.com  
 NAREIT: 1875 Eye Street, N.W., Suite 600, Washington D.C. 20006, USA, T +1 202 739 9400, F + 1 202 739 9401, E info@nareit.com, W www.nareit.com

# Data Vendor Codes - Indices



Index	Price Indices						Gross Total Return Indices						Net Total Return Indices						
	EUR	USD	GBP	JPY	AUD	Local	EUR	USD	GBP	JPY	AUD	Local	EUR	USD	GBP	JPY	AUD	Local	
ASIA 33 INDEX	.FTENAE3						.FTENAJ3												
ASIA DIVIDEND+ INDEX	.FTENAD						.FTENAD												
ASIA EX AUSTRALIA INDEX																			
ASIA INDEX	.FTEGAS	.FTUGAS					.FTEGASE	.FTEGASU	.FTEGASY	.FTEGASS		.FTEGASL	.FTFRPAAE	.FTFRPAAU	.FTFRPAAS	.FTFRPAA		.FTFRPAAL	
ASIA NON-REITS INDEX							.FTENASE	.FTENASU	.FTENASS	.FTENASY		.FTENASL	.FTENASE	.FTENASU	.FTENASS	.FTENASY		.FTENASL	
AUSTRALIA INDEX					.FTELAU		.FTELAUE	.FTELAUJ	.FTELAUS				.FTFRPABE	.FTFRPABU	.FTFRPABS	.FTFRPAB		.FTFRPABL	
AUSTRIA INDEX							.FTEPASE	.FTEPASU	.FTEPASV	.FTEPASS		.FTEPASL	.FTFRPABE	.FTFRPABU	.FTFRPABS	.FTFRPAB		.FTFRPABL	
BELGIUM INDEX							.FTEPBLE	.FTEPBLU	.FTEPBLV	.FTEPBLS		.FTEPBLL	.FTFRPABE	.FTFRPABU	.FTFRPABS	.FTFRPAB		.FTFRPABL	
CANADA INDEX							.FTEPCAE	.FTEPCAU	.FTEPCAY	.FTEPCAS		.FTEPCAL	.FTFRPABE	.FTFRPABU	.FTFRPABS	.FTFRPAB		.FTFRPABL	
CZECH INDEX																			
DENMARK INDEX							.FTELDKE	.FTELDKU	.FTELDKY	.FTELDKS		.FTELDKL	.FTFRPABE	.FTFRPABU	.FTFRPABS	.FTFRPAB		.FTFRPABL	
EUROPE CAPPED INDEX	.FTEORA						.FTEORA												
EUROPE EURO ZONE CAPPED INDEX	.FTEDEU						.FTEDEU												
EUROPE EURO ZONE INDEX	.FTEPEU						.FTEPEUE	.FTEPEUJ	.FTEPEUS				.FTFRPEUE	.FTFRPEUJ	.FTFRPEUS	.FTFRPEU		.FTFRPEUL	
EUROPE EX UK CAPPED INDEX	.FTEOUK						.FTEOUK												
EUROPE EX UK DIVIDEND+ INDEX	.FTENDP												.FTFRPEUE	.FTFRPEUJ	.FTFRPEUS	.FTFRPEU		.FTFRPEUL	
EUROPE EX UK INDEX	.FTEUKK						.FTEUKKE	.FTEUKKU	.FTEUKKY	.FTEUKKS		.FTEUKKL	.FTFRPEUE	.FTFRPEUJ	.FTFRPEUS	.FTFRPEU		.FTFRPEUL	
EUROPE INDEX	.FTEPRA	.FTUPRA					.FTEPRAE	.FTEPRAU	.FTEPRAY	.FTEPRAS		.FTEPRAL	.FTFRPABE	.FTFRPABU	.FTFRPABS	.FTFRPAB		.FTFRPABL	
EUROPE LIQUID 40 EX UK INDEX							.FTSSUJE	.FTSSUJU	.FTSSUY	.FTSSUS		.FTSSULL	.FTFRPABE	.FTFRPABU	.FTFRPABS	.FTFRPAB		.FTFRPABL	
EUROPE LIQUID 40 INDEX							.FTSSELE	.FTSSELU	.FTSSELY	.FTSSELS		.FTSSELL	.FTFRPABE	.FTFRPABU	.FTFRPABS	.FTFRPAB		.FTFRPABL	
EUROPE NON-REITS INDEX	.FTENEE						.FTENEE						.FTFRPABE	.FTFRPABU	.FTFRPABS	.FTFRPAB		.FTFRPABL	
EUROPE REITS INDEX	.FTEREE						.FTEREE												
EUROPE UK RESTRICTED INDEX	.FTEPHG						.FTEPHGE	.FTEPHGU	.FTEPHGY	.FTEPHGS		.FTEPHGL	.FTFRPABE	.FTFRPABU	.FTFRPABS	.FTFRPAB		.FTFRPABL	
FINLAND INDEX							.FTEPFIE	.FTEPFUJ	.FTEPFY	.FTEPFS		.FTEPFL	.FTFRPABE	.FTFRPABU	.FTFRPABS	.FTFRPAB		.FTFRPABL	
FRANCE INDEX							.FTEPFRE	.FTEPFRU	.FTEPFY	.FTEPFS		.FTEPFL	.FTFRPABE	.FTFRPABU	.FTFRPABS	.FTFRPAB		.FTFRPABL	
GERMANY INDEX							.FTEPGRE	.FTEPGRU	.FTEPGY	.FTEPGRS		.FTEPGRL	.FTFRPABE	.FTFRPABU	.FTFRPABS	.FTFRPAB		.FTFRPABL	
GLOBAL DIVIDEND+ INDEX	.FTENG0						.FTENG0												
GLOBAL EX ASIA INDEX							.FTEGAE	.FTEGAU	.FTEGAY	.FTEGAS		.FTEGAL	.FTFRGAAE	.FTFRGAUJ	.FTFRGAS	.FTFRGAA		.FTFRGAL	
GLOBAL EX ASIA NON-REITS INDEX							.FTENXAE	.FTENXAU	.FTENXAY	.FTENXAS		.FTENXAL	.FTFRGAAE	.FTFRGAUJ	.FTFRGAS	.FTFRGAA		.FTFRGAL	
GLOBAL EX ASIA REITS INDEX							.FTERXAE	.FTERXAU	.FTERXAY	.FTERXAS		.FTERXAL	.FTFRGAAE	.FTFRGAUJ	.FTFRGAS	.FTFRGAA		.FTFRGAL	
GLOBAL EX AUSTRALIA HEDGED IN AUD INDEX												.FTFRAXAA							
GLOBAL EX AUSTRALIA HEDGED IN USD INDEX																			
GLOBAL EX AUSTRALIA INDEX																			
GLOBAL EX EUROPE INDEX							.FTEGXEE	.FTEGXEU	.FTEGXEV	.FTEGXES		.FTEGXEL	.FTFRGXEE	.FTFRGXEU	.FTFRGXES	.FTFRGXEV		.FTFRGXEL	
GLOBAL EX EUROPE NON-REITS INDEX							.FTENXEE	.FTENXEU	.FTENXEV	.FTENXES		.FTENXEL	.FTFRGXEE	.FTFRGXEU	.FTFRGXES	.FTFRGXEV		.FTFRGXEL	
GLOBAL EX EUROPE REITS INDEX							.FTEKXEE	.FTEKXEU	.FTEKXEV	.FTEKXES		.FTEKXEL	.FTFRGXEE	.FTFRGXEU	.FTFRGXES	.FTFRGXEV		.FTFRGXEL	
GLOBAL EX JAPAN INDEX							.FTEGXNE	.FTEGXNJ	.FTEGXNY	.FTEGXNS		.FTEGXNL	.FTFRGXEE	.FTFRGXEU	.FTFRGXES	.FTFRGXEV		.FTFRGXEL	
GLOBAL EX NORTH AMERICA INDEX													.FTFRGXEE	.FTFRGXEU	.FTFRGXES	.FTFRGXEV		.FTFRGXEL	
GLOBAL EX NORTH AMERICA REITS INDEX													.FTFRGXEE	.FTFRGXEU	.FTFRGXES	.FTFRGXEV		.FTFRGXEL	
GLOBAL EX US INDEX	.FTEGX0						.FTENXUE	.FTENXUJ	.FTENXUY	.FTENXUS		.FTENXUL	.FTFRGXEE	.FTFRGXEU	.FTFRGXES	.FTFRGXEV		.FTFRGXEL	
GLOBAL EX US NON-REITS INDEX							.FTENXUE	.FTENXUJ	.FTENXUY	.FTENXUS		.FTENXUL	.FTFRGXEE	.FTFRGXEU	.FTFRGXES	.FTFRGXEV		.FTFRGXEL	
GLOBAL EX US REITS INDEX																			
GLOBAL HEDGED IN AUD INDEX																			
GLOBAL HEDGED IN USD INDEX																			
GLOBAL INDEX	.FTENGL	.FTUNGL					.FTENGL	.FTENGLU	.FTENGLY	.FTENGLS		.FTENGLL	.FTFRNGLE	.FTFRNGLU	.FTFRNGLS	.FTFRNGLY		.FTFRNGLL	
GLOBAL NON-REITS INDEX							.FTENRGE	.FTENRGU	.FTENRGS	.FTENRGY		.FTENRGL	.FTFRNGLE	.FTFRNGLU	.FTFRNGLS	.FTFRNGLY		.FTFRNGLL	
GLOBAL REITS INDEX							.FTEPGCE	.FTEPGCU	.FTEPGCY	.FTEPGCS		.FTEPGCL	.FTFRNGLE	.FTFRNGLU	.FTFRNGLS	.FTFRNGLY		.FTFRNGLL	
GREECE INDEX							.FTEPHKE	.FTEPHKU	.FTEPHKY	.FTEPHKS		.FTEPHKL	.FTFRNGLE	.FTFRNGLU	.FTFRNGLS	.FTFRNGLY		.FTFRNGLL	
HONG KONG INDEX																			
HUNGARY INDEX																			
IRELAND INDEX							.FTEPRIE	.FTEPRUJ	.FTEPRY	.FTEPRS		.FTEPRL	.FTFRNGLE	.FTFRNGLU	.FTFRNGLS	.FTFRNGLY		.FTFRNGLL	
ITALY INDEX							.FTEPITE	.FTEPITU	.FTEPITY	.FTEPITS		.FTEPITL	.FTFRNGLE	.FTFRNGLU	.FTFRNGLS	.FTFRNGLY		.FTFRNGLL	
JAPAN INDEX							.FTEPLPE	.FTEPLPU	.FTEPLPY	.FTEPLPS		.FTEPLPL	.FTFRNGLE	.FTFRNGLU	.FTFRNGLS	.FTFRNGLY		.FTFRNGLL	
NETHERLANDS INDEX							.FTEPNLE	.FTEPNLU	.FTEPNLY	.FTEPNLS		.FTEPNLL	.FTFRNGLE	.FTFRNGLU	.FTFRNGLS	.FTFRNGLY		.FTFRNGLL	
NEW ZEALAND INDEX							.FTEPLNE	.FTEPLNU	.FTEPLNY	.FTEPLNS		.FTEPLNL	.FTFRNGLE	.FTFRNGLU	.FTFRNGLS	.FTFRNGLY		.FTFRNGLL	
NORTH AMERICA INDEX	.FTEGNA	.FTUGNA					.FTEGNAE	.FTEGNAU	.FTEGNAV	.FTEGNAS		.FTEGNAL	.FTFRNGLE	.FTFRNGLU	.FTFRNGLS	.FTFRNGLY		.FTFRNGLL	
NORWAY INDEX							.FTELNKE	.FTELNKU	.FTELNKY	.FTELNKS		.FTELNKL	.FTFRNGLE	.FTFRNGLU	.FTFRNGLS	.FTFRNGLY		.FTFRNGLL	
POLAND INDEX													.FTFRNGLE	.FTFRNGLU	.FTFRNGLS	.FTFRNGLY		.FTFRNGLL	
PORTUGAL INDEX							.FTEPPTI	.FTEPPTU	.FTEPPTY	.FTEPPTS		.FTEPPTL	.FTFRNGLE	.FTFRNGLU	.FTFRNGLS	.FTFRNGLY		.FTFRNGLL	
PURE ASIA INDEX							.FTEGPAE	.FTEGPAU	.FTEGPAY	.FTEGPAS		.FTEGPAL	.FTFRNGLE	.FTFRNGLU	.FTFRNGLS	.FTFRNGLY		.FTFRNGLL	
PURE AUSTRALIA INDEX							.FTLPAJE	.FTLPAJU	.FTLPAJY	.FTLPAJS		.FTLPAJL	.FTFRNGLE	.FTFRNGLU	.FTFRNGLS	.FTFRNGLY		.FTFRNGLL	
SINGAPORE INDEX							.FTELSIE	.FTELSIU	.FTELSY	.FTELSIS		.FTELSIL	.FTFRNGLE	.FTFRNGLU	.FTFRNGLS	.FTFRNGLY		.FTFRNGLL	
SOUTH KOREA INDEX													.FTFRNGLE	.FTFRNGLU	.FTFRNGLS	.FTFRNGLY		.FTFRNGLL	
SPAIN INDEX							.FTEPSP	.FTEPSPU	.FTEPSPY	.FTEPSPS		.FTEPSPL	.FTFRNGLE	.FTFRNGLU	.FTFRNGLS	.FTFRNGLY		.FTFRNGLL	
SWEDEN INDEX							.FTELSDE	.FTELSDU	.FTELSDY	.FTELSDS		.FTELSDL	.FTFRNGLE	.FTFRNGLU	.FTFRNGLS	.FTFRNGLY		.FTFRNGLL	
SWITZERLAND INDEX							.FTELSWE	.FTELSWU	.FTELSWY	.FTELSWS		.FTELSWL	.FTFRNGLE	.FTFRNGLU	.FTFRNGLS	.FTFRNGLY		.FTFRNGLL	
UK INDEX			.FTELUK				.FTELUKE	.FTELUKU	.FTELUKY	.FTELUKS		.FTELUKL	.FTFRNGLE	.FTFRNGLU	.FTFRNGLS	.FTFRNGLY		.FTFRNGLL	
UK NON-REITS INDEX							.FTEUKNRE	.FTEUKNRU	.FTEUKNRY	.FTEUKNRS		.FTEUKNRL	.FTFRNGLE	.FTFRNGLU	.FTFRNGLS	.FTFRNGLY		.FTFRNGLL	
UK REITS INDEX							.FTEUKNRE	.FTEUKNRU	.FTEUKNRY	.FTEUKNRS		.FTEUKNRL	.FTFRNGLE	.FTFRNGLU	.FTFRNGLS	.FTFRNGLY		.FTFRNGLL	
US DIVIDEND+ INDEX	.FTENUD						.FTENUKRE	.FTENUKRU	.FTENUKRY	.FTENUKRS		.FTENUKRL	.FTFRNGLE	.FTFRNGLU	.FTFRNGLS	.FTFRNGLY		.FTFRNGLL	
US INDEX		.FTUNUS					.FTUNUSE	.FTUNUSU	.FTUNUSY	.FTUNUSS		.FTUNUSL	.FTFRNGLE	.FTFRNGLU	.FTFRNGLS	.FTFRNGLY		.FTFRNGLL	

DATE: JULY 2008 CONTACT DETAILS:

EPR: Schiphol Boulevard 283, 1118 BH Schiphol Airport, The Netherlands, T +31 20 405 3830, F +31 20 405 3840, E info@epri.com, W www.epri.com  
 NAREIT: 1875 Eye Street, N.W., Suite 600, Washington D.C. 20006, USA, T +1 202 739 9400, F +1 202 739 9401, E info@nareit.com, W www.nareit.com

# Data Vendor Codes - Indices



## DATASTREAM

Index	Price Indices						Gross Total Return Indices						Net Total Return Indices						
	EUR	USD	GBP	JPY	AUD	Local	EUR	USD	GBP	JPY	AUD	Local	EUR	USD	GBP	JPY	AUD	Local	
ASIA INDEX	EPRAAE PI	EPRAAU PI	EPRAAI PI				EPRAAE RI	EPRAAU RI	EPRAAI RI										
AUSTRALIA INDEX	EPRAAU PI	EPRAAU PI	EPRAAI PI			EPRAAU PI	EPRAAU RI	EPRAAU RI											EPRAAU RI
AUSTRIA INDEX	EPRAAU PI	EPRAAU PI					EPRAAU RI	EPRAAU RI											
BELGIUM INDEX	EPRABG PI	EPRABG PI					EPRABG RI	EPRABG RI											
CANADA INDEX	EPRACAE PI	EPRACAU PI				EPRACAE PI	EPRACAE RI	EPRACAU RI											EPRACAC RI
DENMARK INDEX	EPRADNE PI	EPRADKU PI				EPRADNE PI	EPRADNE RI	EPRADKU RI											EPRADND RI
EUROPE EURO ZONE INDEX	EPRAEZ PI	EPRAEZU PI				EPRAEZG PI	EPRAEZ RI	EPRAEZU RI				EPRAEZG RI							
EUROPE EX UK INDEX	EPRAXUE PI	EPRAXUJ PI				EPRAXUG PI	EPRAXUE RI	EPRAXUJ RI				EPRAXUG RI							
EUROPE INDEX	EPRAXE PI	EPRAXU PI				EPRAXG PI	EPRAXE RI	EPRAXU RI				EPRAXG RI							
FINLAND INDEX	EPRAFNE PI	EPRAFNU PI					EPRAFNE RI	EPRAFNU RI											
FRANCE INDEX	EPRAFRE PI	EPRAFRU PI					EPRAFRE RI	EPRAFRU RI											
GERMANY INDEX	EPRAGRE PI	EPRAGRU PI					EPRAGRE RI	EPRAGRU RI											
GLOBAL EX ASIA INDEX	EPRGXAE PI	EPRGXAU PI				EPRGXAG PI	EPRGXAE RI	EPRGXAU RI				EPRGXAG RI							
GLOBAL EX EUROPE INDEX	EPRGXEE PI	EPRGXEU PI				EPRGXEG PI	EPRGXEE RI	EPRGXEU RI				EPRGXEG RI							
GLOBAL EX NORTH AMERICA INDEX	EPRONAE PI	EPRONAU PI				EPRONAG PI	EPRONAE RI	EPRONAU RI				EPRONAG RI							
GLOBAL INDEX	EPRAGLE PI	EPRAGLU PI				EPRAGLG PI	EPRAGLE RI	EPRAGLU RI				EPRAGLG RI							
HONG KONG INDEX	EPRAHKE PI	EPRAHKU PI				EPRAHKH PI	EPRAHKE RI	EPRAHKU RI											EPRAHKH RI
IRELAND INDEX	EPAIRRE PI	EPAIRRU PI					EPAIRRE RI	EPAIRRU RI											
ITALY INDEX	EPRATE PI	EPRATU PI					EPRATE RI	EPRATU RI											
JAPAN INDEX	EPRAJPE PI	EPRAJPU PI				EPRAJPJ PI	EPRAJPE RI	EPRAJPU RI											EPRAJPJ RI
NETHERLANDS INDEX	EPRANLE PI	EPRANLU PI					EPRANLE RI	EPRANLU RI											
NORTH AMERICA INDEX	EPRANAE PI	EPRANAU PI				EPRANAG PI	EPRANAE RI	EPRANAU RI				EPRANAG RI							
NORWAY INDEX	EPRANWE PI	EPRANWU PI				EPRANWN PI	EPRANWE RI	EPRANWU RI											EPRANWN RI
PORTUGAL INDEX	EPRAPRE PI	EPRAPRU PI					EPRAPRE RI	EPRAPRU RI											
SINGAPORE INDEX	EPRASGE PI	EPRASGU PI				EPRASGS PI	EPRASGE RI	EPRASGU RI											EPRASGS RI
SPAIN INDEX	EPRASPE PI	EPRASPU PI					EPRASPE RI	EPRASPU RI											
SWEDEN INDEX	EPRASWE PI	EPRASWU PI				EPRASWS PI	EPRASWE RI	EPRASWU RI											EPRASWS RI
SWITZERLAND INDEX	EPRASZE PI	EPRASZU PI				EPRASZC PI	EPRASZE RI	EPRASZU RI											EPRASZC RI
UK INDEX	EPRALKE PI	EPRALKU PI				EPRALKG PI	EPRALKE RI	EPRALKU RI				EPRALKG RI							
US INDEX	EPRALSE PI	EPRALSU PI					EPRALSE RI	EPRALSU RI											



## THOMSON ONE

ASIA 33 INDEX	ENAS-LN																		
ASIA DIVIDEND+ INDEX	ENAD-LN																		
ASIA INDEX	EGAS-LN	UGAS-LN																	
AUSTRALIA INDEX						ELAU-LN													
EUROPE CAPPED INDEX	EORA-LN																		
EUROPE EURO ZONE CAPPED INDEX	EOEU-LN																		
EUROPE EURO ZONE INDEX	EPEU-LN																		
EUROPE EX UK CAPPED INDEX	EOUK-LN																		
EUROPE EX UK DIVIDEND+ INDEX	ENDP-LN																		
EUROPE EX UK INDEX	EXUK-LN																		
EUROPE INDEX	EPRAL-LN	UPRA-LN																	
EUROPE NON-REITS INDEX	ENEE-LN																		
EUROPE REITS INDEX	EREE-LN																		
EUROPE UK RESTRICTED INDEX	EPHG-LN																		
GLOBAL DIVIDEND+ INDEX	ENGD-LN																		
GLOBAL EX US INDEX	EGXU-LN																		
GLOBAL INDEX	ENGL-LN	UNGL-LN																	
HONG KONG INDEX																			ELHK-LN
JAPAN INDEX																			ELJP-LN
NORTH AMERICA INDEX	EGNA-LN	UGNA-LN																	ELUJ-LN
UK INDEX																			
US DIVIDEND+ INDEX	ENUD-LN																		
US INDEX		UNUS-LN																	

DATE: JULY 2008 CONTACT DETAILS:

Epra: Schiphol Boulevard 283, 1118 BH Schiphol Airport, The Netherlands, T +31 20 405 3830, F +31 20 405 3840, E info@epra.com, W www.epra.com  
 NAREIT: 1875 Eye Street, N.W., Suite 600, Washington D.C. 20006, USA, T +1 202 739 9400, F +1 202 739 9401, E info@nareit.com, W www.nareit.com

## Data Vendor Codes - Indices



### THOMSON GLOBAL TOPIC

Index	Price Indices						Gross Total Return Indices						Net Total Return Indices					
	EUR	USD	GBP	JPY	AUD	Local	EUR	USD	GBP	JPY	AUD	Local	EUR	USD	GBP	JPY	AUD	Local
ASIA 33 INDEX	=ENAS.FT																	
ASIA DIVIDEND+ INDEX	=ENAD.FT																	
ASIA INDEX	=EGAS.FT	=UGAS.FT																
AUSTRALIA INDEX						=ELAU.FT												
EUROPE CAPPED INDEX	=EORA.FT																	
EUROPE EURO ZONE CAPPED INDEX	=EOEL.FT																	
EUROPE EURO ZONE INDEX	=EPAU.FT																	
EUROPE EX UK CAPPED INDEX	=EOUK.FT																	
EUROPE EX UK DIVIDEND+ INDEX	=ENDP.FT																	
EUROPE EX UK INDEX	=EXUK.FT																	
EUROPE INDEX	=EPRA.FT	=UPRA.FT																
EUROPE NON-REITS INDEX	=ENEE.FT																	
EUROPE REITS INDEX	=EREE.FT																	
EUROPE UK RESTRICTED INDEX	=EPHG.FT																	
GLOBAL DIVIDEND+ INDEX	=ENGD.FT																	
GLOBAL EX US INDEX	=EGXU.FT																	
GLOBAL INDEX	=ENGL.FT	=UNGL.FT																
HONG KONG INDEX						=ELHK.FT												
JAPAN INDEX						=ELJP.FT												
NORTH AMERICA INDEX	=EGNA.FT	=UGNA.FT																
UK INDEX						=ELUK.FT												
US DIVIDEND+ INDEX	=ENUO.FT																	
US INDEX		=UNUS.FT																



ASIA 33 INDEX	3220369																	
ASIA DIVIDEND+ INDEX	2677759																	
ASIA INDEX	1313678	1313682																
AUSTRALIA INDEX						1314427												
EUROPE CAPPED INDEX	3191123																	
EUROPE EURO ZONE CAPPED INDEX	3191105																	
EUROPE EURO ZONE INDEX	1125979																	
EUROPE EX UK CAPPED INDEX	3191135																	
EUROPE EX UK DIVIDEND+ INDEX	2289296																	
EUROPE EX UK INDEX	1148944																	
EUROPE INDEX	1125954	1148773																
EUROPE NON-REITS INDEX	3135683																	
EUROPE REITS INDEX	3135668																	
EUROPE UK RESTRICTED INDEX	1181456																	
GLOBAL DIVIDEND+ INDEX	2677743																	
GLOBAL EX US INDEX	2337044																	
GLOBAL INDEX	1313614	1313646																
HONG KONG INDEX						1314349												
JAPAN INDEX						1314439												
NORTH AMERICA INDEX	1313713	1314124																
UK INDEX						1126372												
US DIVIDEND+ INDEX	2677767																	
US INDEX		1314322																

DATE: JULY 2008 CONTACT DETAILS:

EPRA: Schiphol Boulevard 283, 1118 BH Schiphol Airport, The Netherlands, T +31 20 405 3830, F +31 20 405 3840, E info@epra.com, W www.epra.com  
 NAREIT: 1875 Eye Street, N.W., Suite 600, Washington D.C. 20006, USA, T +1 202 739 9400, F +1 202 739 9401, E info@nareit.com, W www.nareit.com

## Data Vendor Codes - Index Constituents

Constituent	Country	ISIN	Bloomberg	Reuters	Constituent	Country	ISIN	Bloomberg	Reuters
Immofinanz	AT	AT0000809058	IIA AV	IMFI.VI	TK Development	DK	DK0010258995	TKDV DC	TKDV.CO
CA Immobilien Anlage	AT	AT0000641352	CAI AV	CAIV.VI	Aedes	IT	IT0000074028	AE IM	AEDI.MI
Conwert Immobilien	AT	AT0000697750	CWI AV	CONW.VI	Beni Stabili	IT	IT0001389631	BNS IM	BNSI.MI
Sparkassen Immobilien	AT	AT0000652250	SPI AV	SIAG.VI	IGD *	IT	IT0003745889	IGD IM	IGD.MI
Befimmo *	BE	BE0003678894	BEFB BB	BEFB.BR	Risanamento	IT	IT0001402269	RN IM	RN.MI
Cofinimmo *	BE	BE0003593044	COFB BB	COFB.BR	Corio *	NL	NL0000288967	CORA NA	COR.AS
Intervest Offices *	BE	BE0003746600	INTO BB	PRIF.BR	Eurocommercial Props *	NL	NL0000288876	ECMPA NA	SIPFc.AS
Leasinvest Real Estate *	BE	BE0003770840	LEAS BB	LNRE.BR	Nieuwe Steen Inv *	NL	NL0000292324	NISTI NA	NSTEc.AS
Wereldhave Belgium *	BE	BE0003724383	WEHB BB	WEHB.BR	ProLogis European Properties *	NL	LU0100194785	PEPR NA	PEPR.AS
Warehouses De Pauw *	BE	BE0003763779	WDP BB	WDPP.BR	Vastned Offices/Ind *	NL	NL0000288934	VNOI NA	VWNN.AS
Allreal	CH	CH0008837566	ALLN SW	ALLN.S	Vastned Retail *	NL	NL0000288918	VASTN NA	VASN.AS
PSP Swiss Property	CH	CH0018294154	PSPN SW	PSPN.S	Wereldhave *	NL	NL0000289213	WHA NA	WEHA.AS
Swiss Prime Site	CH	CH0008038389	SPSN SW	SPSN.S	Norwegian Property	NW	NO0010317811	NPRO NO	NPRO.OL
Zueblin Immobilien Holding	CH	CH0021831182	ZUBN SW	ZUBN.S	Globe Trade Centre	POL	PLGTC0000037	GTC PW	GTCA.WA
Sponda	FI	FI0009006829	SDA1V FH	SDA1V.HE	Castellum	SE	SE0000379190	CAST SS	CAST.ST
Citycon OYJ	FI	FI0009002471	CTY1S FH	CTY1S.HE	Hufvudstaden A	SE	SE0000170375	HUFVA SS	HUFVa.ST
Technopolis	FI	FI0009006886	TPS1V FH	TPS1V.HE	Klovern AB	SE	SE0000331225	KLOV SS	KLOV.ST
Acanthe Developpement *	FR	FR0000064602	ACAN FP	CFMP.PA	Kungsleden	SE	SE0000549412	KLED SS	KLED.ST
Affine *	FR	FR0000036105	IML FP	BTPP.PA	Fabege	SE	SE0000950636	FABG SS	FABG.ST
Fonciere Des Regions *	FR	FR0000064578	FDR FP	FDR.PA	Wihlborgs Fastigheter	SE	SE0001413600	WIHL SS	WIHL.ST
Gecina *	FR	FR0010040865	GFC FP	GFCP.PA	Renta Corporation	ES	ES0173365018	REN SM	REN.MC
Icade *	FR	FR0000035081	ICA FP	ICAD.PA	British Land *	UK	GB0001367019	BLND LN	BLND.L
Klepierre *	FR	FR0000121964	LI FP	LOIM.PA	Brixton *	UK	GB0001430023	BXTN LN	BXTN.L
Mercialys *	FR	FR0010241638	MERY FP	MERY.PA	Big Yellow Group *	UK	GB0002869419	BYG LN	BYG.L
Silic *	FR	FR0000050916	SIL FP	SILP.PA	Capital & Regional Props	UK	GB0001741544	CAL LN	CAL.L
Societe de la Tour Eiffel *	FR	FR0000036816	EIFF FP	TEIF.PA	CLS Holdings	UK	GB0001592475	CLI LN	CLSH.L
Unibail-Rodamco *	FR	FR0000124711	UL FP	UNBP.PA	Daejan Holdings	UK	GB0002502036	DJAN LN	DJAN.L
Babis Vovos	GR	GRS421003005	VOVOS GA	VOVr.AT	Derwent London *	UK	GB0002652740	DLN LN	DLN.L
Eurobank Properties *	GR	GRS491003000	EUPRO GA	EUPr.AT	Development Securities	UK	GB0002668464	DSC LN	DSC.L
Lamda Development	GR	GRS245213004	LAMDA GA	LMDr.AT	F&C Commercial Prop	UK	GB00B05KL904	FCPT LN	FCPT.L
Alstria Office *	DE	DE000A0LD2U1	AOX GR	AOXG.F	Grainger Plc	UK	GB00B04V1276	GRI LN	GRI.L
Colonia Real Estate	DE	DE0006338007	KBU GR	KBUG.F	Great Portland Estates *	UK	GB00B01FLL16	GPOR LN	GPOR.L
Deutsche Wohnen	DE	DE000A0HN5C6	DWN GY	DWNG.F	ING UK Real Estate Income Trust	UK	GB00B0LCW208	IRET LN	IRET.L
Deutsche Euroshop	DE	DE0007480204	DEQ GR	DEQGn.DE	Hammerson *	UK	GB0004065016	HMSO LN	HMSO.L
DIC Asset	DE	DE0005098404	DAZ GR	DAZG.DE	ISIS Property Trust Ld	UK	GB0033674564	IPT LN	IPT.L
Gagfah	DE	LU0269583422	GFJ GR	GFJG.DE	ISIS Property Trust 2 Ld	UK	GB00B012T521	IRP LN	IRP.L
Patrizia Immobilien	DE	DE000PAT1AG3	P1Z GR	P1ZGn.F	Invista Foundation Prop	UK	GB00B01HM147	IFD LN	INRE.L
Vivacon AG	DE	DE0006048911	VIA GR	VIVG.DE	Invesco Property Income Trust	UK	GB00B02TTS55	IPI LN	IPI.L

DATE: JULY 2008 CONTACT DETAILS:

EPR: Schiphol Boulevard 283, 1118 BH Schiphol Airport, The Netherlands, T +31 20 405 3830, F +31 20 405 3840, E info@epa.com, W www.epa.com  
 NAREIT: 1875 Eye Street, N.W., Suite 600, Washington D.C. 20006, USA, T +1 202 739 9400, F +1 202 739 9401, E info@nareit.com, W www.nareit.com

## Data Vendor Codes - Index Constituents

Constituent	Country	ISIN	Bloomberg	Reuters	Constituent	Country	ISIN	Bloomberg	Reuters
Helical Bar	UK	GB00B0FYMT95	HLCL LN	HLCL.L	Westfield Group *	AU	AU000000WDC7	WDC AU	WDC.AX
Land Securities *	UK	GB0031809436	LAND LN	LAND.L	Agile Property Holdings	HK	KYG011981035	3383 HK	3383.HK
Liberty International *	UK	GB0006834344	LII LN	LII.L	Champion REIT *	HK	HK2778034606	2778 HK	2778.HK
Mapeley	UK	GB00B0BHCR03	MAY LN	MAY.L	China Overseas Land	HK	HK0688002218	688 HK	0688.HK
Minerva	UK	GB0005953681	MNR LN	MNR.L	China Resources Land	HK	KYG2108Y1052	1109 HK	1109.HK
Mucklow <A&J> *	UK	GB0006091408	MKLW LN	MKLW.L	Country Garden Holdings	HK	KYG245241032	2007 HK	2007.HK
Primary Health Prop.*	UK	GB0007015521	PHP LN	PHP.L	Great Eagle Holdings	HK	BMG4069C1486	41 HK	0041.HK
Plaza Centers	UK	NL0000686772	PLAZ LN	PLAZ.L	Hang Lung Properties	HK	HK0101000591	101 HK	0101.HK
Quintain Estates	UK	GB0007184442	QED LN	QED.L	Henderson Land Dev	HK	HK0012000102	12 HK	0012.HK
Shaftesbury *	UK	GB0007990962	SHB LN	SHB.L	Hopson Development	HK	BMG4600H1016	754 HK	0754.HK
Segro *	UK	GB00B1YFN979	SGRO LN	SGRO.L	Hysan Development	HK	HK0014000126	14 HK	0014.HK
St Modwen Properties	UK	GB0007291015	SMP LN	SMP.L	Kerry Properties	HK	BMG524401079	683 HK	0683.HK
Standard Life Inv Prop	UK	GB0033875286	SLI LN	SLI.L	Kowloon Dev	HK	HK0034000254	34 HK	0034.HK
Advantage Property Trust	UK	GB00B05LNH59	TAP LN	TAP.L	Link REIT *	HK	HK0823032773	823 HK	0823.HK
UK Commercial Property Trust	UK	GB00B19Z2J52	UKCM LN	UKCM.L	New World China Land	HK	KYG6493A1013	917 HK	0917.HK
Unite Group	UK	GB0006928617	UTG LN	UTG.L	New World Development	HK	HK0017000149	17 HK	0017.HK
Workspace Group *	UK	GB0005296354	WKP LN	WKP.L	Shenzhen Investment	HK	HK0604011236	604 HK	0604.HK
Abacus Property Group *	AU	AU000000ABP9	ABP AU	ABP.AX	Shimao Property Holdings	HK	KYG810431042	813 HK	0813.HK
Australand Property Group	AU	AU000000ALZ7	ALZ AU	ALZ.AX	Shui On Land	HK	KYG811511131	272 HK	0272.HK
Babcock & Brown Japan Prop Tr *	AU	AU000000BJT2	BJT AU	BJT.AX	Sino Land	HK	HK0083000502	83 HK	0083.HK
Bunnings Warehouse Prop *	AU	AU000000BWP3	BWP AU	BWP.AX	Sun Hung Kai Props	HK	HK0016000132	16 HK	0016.HK
Centro Retail Trust *	AU	AU000000CER5	CER AU	CER.AX	Aeon Mall Co Ltd	JP	JP3131430005	8905 JP	8905.T
CFS Retail Property Trust *	AU	AU000000CFX0	CFX AU	CFX.AX	Heiwa Real Estate	JP	JP3834800009	8803 JP	8803.T
Cmnwealth Prop Office *	AU	AU000000CPA7	CPA AU	CPA.AX	Daibiru Corp	JP	JP3497200000	8806 JP	8806.OS
Dexus Property Group *	AU	AU000000DXS1	DXS AU	DXS.AX	Japan Prime Realty Inv. *	JP	JP3040890000	8955 JP	8955.T
FKP Property Group	AU	AU000000FKP9	FKP AU	FKP.AX	Japan Real Estate *	JP	JP3027680002	8952 JP	8952.T
GPT Group *	AU	AU000000GPT8	GPT AU	GPT.AX	Japan Retail Fund *	JP	JP3039710003	8953 JP	8953.T
ING Industrial Fund *	AU	AU000000IIF8	IIF AU	IIF.AX	Kenedix Realty Investment *	JP	JP3046270009	8972 JP	8972.T
ING Office Fund *	AU	AU000000IOF6	IOF AU	IOF.AX	Mitsubishi Estate	JP	JP3899600005	8802 JP	8802.T
Macquarie DDR *	AU	AU000000MDT2	MDT AU	MDT.AX	Mitsui Fudosan	JP	JP3893200000	8801 JP	8801.T
Goodman Group *	AU	AU000000GMG2	GMG AU	GMG.AX	Mori Trust Sogo REIT *	JP	JP3046170001	8961 JP	8961.T
Macquarie Office Trust *	AU	AU000000MOF8	MOF AU	MOF.AX	Nippon Building Fund *	JP	JP3027670003	8951 JP	8951.T
Macquarie Countrywide *	AU	AU000000MCW8	MCW AU	MCW.AX	Nippon Commercial Investment *	JP	JP3046460006	3229 JP	3229.T
Mirvac Group *	AU	AU000000MGR9	MGR AU	MGR.AX	Nomura Real Estate Office Fund *	JP	JP3045530007	8959 JP	8959.T
Stockland Trust Group *	AU	AU000000SGP0	SGP AU	SGP.AX	NTT Urban Development	JP	JP3165690003	8933 JP	8933.T
Sunland Group	AU	AU000000SDG6	SDG AU	SDG.AX	ORIX JREIT *	JP	JP3040880001	8954 JP	8954.T
Tishman Speyer Office Fund *	AU	AU000000TSO6	TSO AU	TSO.AX	Premier Investment Co. *	JP	JP3041770003	8956 JP	8956.T
Valad Property Group	AU	AU000000VPG4	VPG AU	VPG.AX	Sumitomo Realty & Dev	JP	JP3409000001	8830 JP	8830.T

DATE: JULY 2008 CONTACT DETAILS:

EPR: Schiphol Boulevard 283, 1118 BH Schiphol Airport, The Netherlands, T +31 20 405 3830, F +31 20 405 3840, E info@epa.com, W www.epa.com  
 NAREIT: 1875 Eye Street, N.W., Suite 600, Washington D.C. 20006, USA, T +1 202 739 9400, F + 1 202 739 9401, E info@nareit.com, W www.nareit.com

## Data Vendor Codes - Index Constituents

Constituent	Country	ISIN	Bloomberg	Reuters
Toc Co	JP	JP3538400007	8841 JP	8841.T
Tokyo Tatemono	JP	JP3582600007	8804 JP	8804.T
Tokyu Land	JP	JP3569000007	8815 JP	8815.T
Tokyu REIT *	JP	JP3044510000	8957 JP	8957.T
United Urban Investment *	JP	JP3045540006	8960 JP	8960.T
Kiwi Income Property Trust *	NZ	NZKIPE0001S5	KIP NZ	KIP.NZ
Allgreen Properties	SG	SG1G61871305	AG SP	AGRN.SI
Ascendas REIT *	SG	SG1M77906915	AREIT SP	AEMN.SI
CapitaCommercial Trust *	SG	SG1P32918333	CCT SP	CACT.SI
Capitaland	SG	SG1J27887962	CAPL SP	CATL.SI
Capitamall Trust *	SG	SG1M51904654	CT SP	CMLT.SI
Hongkong Land Hldgs	HK	BMG4587L1090	HKL SP	HKLD.SI
Keppel Land	SG	SG1R31002210	KPLD SP	KLAN.SI
Mapletree Logistics Trust *	SG	SG1S03926213	MLT SP	MAPL.SI
Singapore Land	SG	SG1S69002321	SL SP	SLND.SI
Suntec REIT *	SG	SG1Q52922370	SUN SP	SUNT.SI
Wing Tai Holdings	SG	SG1K66001688	WINGT SP	WTHS.SI
Allied Properties REIT *	CA	CA0194561027	AP-U CN	AP_u.TO
Boardwalk REIT *	CA	CA0966311064	BEI-u CN	BEI_u.TO
Brookfield Props	CA	CA1129001055	BPO CN	BPO.TO
Calloway REIT *	CA	CA1312532056	CWT-U Cn	CWT_u.TO
Canadian Apartment Props *	CA	CA1349211054	CAR-U CN	CAR_u.TO
Canadian REIT *	CA	CA13650J1049	REF-U CN	REF_u.TO
Chartwell Seniors Housing REIT *	CA	CA16140U1003	CSH-U CN	CSH_u.TO
Cominar REIT *	CA	CA1999101001	CUF-U CN	CUF_u.TO
Dundee REIT *	CA	CA2652702077	D-U CN	D_u.TO
Extencare Real Estate Investment Tr	CA	CA3022511032	EXE-U CN	EXE_u.TO
H & R Real Estate *	CA	CA4039251000	HR-U CN	HR_u.TO
Innvest REIT *	CA	CA45771T1084	INN-U CN	INN_u.TO
Morguard REIT *	CA	CA6179141065	MRT-U CN	MRT_u.TO
Northern Property REIT *	CA	CA6656241024	NPR-U CN	NPR_u.TO
Primaris Retail REIT *	CA	CA74157U1093	PMZ-U CN	PMZ_u.TO
Riocan Real Estate *	CA	CA7669101031	REI-U CN	REI_u.TO
Acadia Realty Trust *	US	US0042391096	AKR US	AKR.N
Hilltop Holdings	US	US4327481010	ARC US	HTH.N
Agree Realty Corp *	US	US0084921008	ADC US	ADC.N
Alexander's Inc. *	US	US0147521092	ALX US	ALX.N
Alexandria Real Estate *	US	US0152711091	ARE US	ARE.N

Constituent	Country	ISIN	Bloomberg	Reuters
AMB Property *	US	US00163T1097	AMB US	AMB.N
American Campus Communities *	US	US0248351001	ACC US	ACC.N
Apartment Investment *	US	US03748R1014	AIV US	AIV.N
Ashford Hospitality *	US	US0441031095	AHT US	AHT.N
Associated Estates Realty *	US	US0456041054	AEC US	AEC.N
Avalonbay Communities *	US	US0534841012	AVB US	AVB.N
BioMed Realty Trust *	US	US09063H1077	BMR US	BMR.N
Boston Properties *	US	US1011211018	BXP US	BXP.N
Brandywine Realty Trust *	US	US1053682035	BDN US	BDN.N
BRE Properties *	US	US05564E1064	BRE US	BRE.N
Camden Property Trust *	US	US1331311027	CPT US	CPT.N
CBL & Associates Props *	US	US1248301004	CBL US	CBL.N
Cedar Shopping Centers *	US	US1506022094	CDR US	CDR.N
Colonial Properties *	US	US1958721060	CLP US	CLP.N
Corporate Office Props *	US	US22002T1088	OFC US	OFC.N
Corrections Corp of America	US	US22025Y4070	CXW US	CXW.N
Cousins Properties *	US	US2227951066	CUZ US	CUZ.N
DCT Industrial Trust *	US	US2331531051	DCT US	DCT.N
Developers Diversified *	US	US2515911038	DDR US	DDR.N
Digital Realty Trust *	US	US2538681030	DLR US	DLR.N
Diamondrock Hospitality *	US	US2527843013	DRH US	DRH.N
Douglas Emmett *	US	US25960P1093	DEI US	DEI.N
Duke Realty Corp *	US	US2644115055	DRE US	DRE.N
DuPont Fabros Technology *	US	US26613Q1067	DFT US	DFT.N
Eastgroup Properties *	US	US2772761019	EGP US	EGP.N
Education Realty Trust *	US	US28140H1041	EDR US	EDR.N
Entertainment Props *	US	US29380T1051	EPR US	EPR.N
Equity Lifestyle Properties *	US	US29472R1086	ELS US	ELS.N
Equity One Inc *	US	US2947521009	EQY US	EQY.N
Equity Residential Props *	US	US29476L1070	EQR US	EQR.N
Essex Property Trust *	US	US2971781057	ESS US	ESS.N
Extra Space Storage *	US	US30225T1025	EXR US	EXR.N
Federal Realty Inv *	US	US3137472060	FRT US	FRT.N
Felcor Lodging Trust *	US	US31430F1012	FCH US	FCH.N
First Industrial Realty *	US	US32054K1034	FR US	FR.N
First Potomac Realty Trust *	US	US33610F1093	FPO US	FPO.N
Forest City Enterprises	US	US3455501078	FCE/A US	FCEa.N
General Growth Props *	US	US3700211077	GGP US	GGP.N

DATE: JULY 2008 CONTACT DETAILS:

EPR: Schiphol Boulevard 283, 1118 BH Schiphol Airport, The Netherlands, T +31 20 405 3830, F +31 20 405 3840, E info@epa.com, W www.epa.com  
 NAREIT: 1875 Eye Street, N.W., Suite 600, Washington D.C. 20006, USA, T +1 202 739 9400, F + 1 202 739 9401, E info@nareit.com, W www.nareit.com

## Data Vendor Codes - Index Constituents

Constituent	Country	ISIN	Bloomberg	Reuters
Getty Realty *	US	US3742971092	GTY US	GTY.N
Glimcher Realty Trust *	US	US3793021029	GRT US	GRT.N
HCP *	US	US40414L1098	HCP US	HCP.N
Health Care REIT *	US	US42217K1060	HCN US	HCN.N
Healthcare Realty Trust *	US	US4219461047	HR US	HR.N
Hersha Hospitality Trust *	US	US4278251040	HT US	HT.N
Highwoods Properties *	US	US4312841087	HIW US	HIW.N
Home Props of New York *	US	US4373061039	HME US	HME.N
Hospitality Properties *	US	US44106M1027	HPT US	HPT.N
Host Hotels & Resorts *	US	US44107P1049	HST US	HST.N
HRPT Properties Trust *	US	US40426W1018	HRP US	HRP.N
Inland Real Estate Corp *	US	US4574612002	IRC US	IRC.N
Investors Real Estate *	US	US4617301035	IRET US	IRET.OQ
Kilroy Realty *	US	US49427F1084	KRC US	KRC.N
Kimco Realty *	US	US49446R1095	KIM US	KIM.N
Kite Realty Group Trust *	US	US49803T1025	KRG US	KRG.N
LaSalle Hotel Properties *	US	US5179421087	LHO US	LHO.N
Lexington Corporate *	US	US5290431015	LXP US	LXP.N
Liberty Property Trust *	US	US5311721048	LRV US	LRV.N
LTC Properties *	US	US5021751020	LTC US	LTC.N
Mack-Cali Realty *	US	US5544891048	CLI US	CLI.N
Maguire Properties Inc. *	US	US5597751016	MPG US	MPG.N
Medical Properties Trust *	US	US58463J3041	MPW US	MPW.N
Mid-America Apartment *	US	US59522J1034	MAA US	MAA.N
National Healthcare Corp. *	US	US6359061008	NHC US	NHC.A
National Retail Properties *	US	US6374171063	NNN US	NNN.N
Nationwide Health Props *	US	US6386201049	NHP US	NHP.N
Omega Healthcare Investors *	US	US6819361006	OHI US	OHI.N
Orient Express Hotel	US	BMG677431071	OEH US	OEH.N
Parkway Properties *	US	US70159Q1040	PKY US	PKY.N
Pennsylvania Real Estate *	US	US7091021078	PEI US	PEI.N
Post Properties *	US	US7374641071	PPS US	PPS.N
Prologis *	US	US7434101025	PLD US	PLD.N
PS Business Parks *	US	US69360J1079	PSB US	PSB.A
Public Storage *	US	US74460D1090	PSA US	PSA.N
Ramco-Gershenson *	US	US7514522025	RPT US	RPT.N
Realty Income *	US	US7561091049	O US	O.N
Regency Centers *	US	US7588491032	REG US	REG.N

Constituent	Country	ISIN	Bloomberg	Reuters
Saul Centers *	US	US8043951016	BFS US	BFS.N
Senior Housing Prop *	US	US81721M1099	SNH US	SNH.N
Simon Property Group *	US	US8288061091	SPG US	SPG.N
SL Green Realty *	US	US78440X1019	SLG US	SLG.N
Sovran Self Storage *	US	US84610H1086	SSS US	SSS.N
Strategic Hotels & Resorts *	US	US86272T1060	BEE US	BEE.N
Sun Communities *	US	US8666741041	SUI US	SUI.N
Sunstone Hotel Investors *	US	US8678921011	SHO US	SHO.N
Tanger Factory Outlet *	US	US8754651060	SKT US	SKT.N
Taubman Centers *	US	US8766641034	TCO US	TCO.N
The Macerich Company *	US	US5543821012	MAC US	MAC.N
UDR Inc. *	US	US9026531049	UDR US	UDR.N
Universal Health Realty *	US	US91359E1055	UHT US	UHT.N
Urstadt Biddle Class A *	US	US9172862057	UBA US	UBA.N
U-Store-It Trust *	US	US91274F1049	YSI US	YSI.N
Ventas *	US	US92276F1003	VTR US	VTR.N
Vornado Realty Trust *	US	US9290421091	VNO US	VNO.N
Washington Real Estate *	US	US9396531017	WRE US	WRE.N
Weingarten Realty *	US	US9487411038	WRI US	WRI.N
Winthrop Realty Trust *	US	US9763911024	FUR US	FUR.N

DATE: JULY 2008 CONTACT DETAILS:

EPR: Schiphol Boulevard 283, 1118 BH Schiphol Airport, The Netherlands, T +31 20 405 3830, F +31 20 405 3840, E info@epa.com, W www.epa.com  
 NAREIT: 1875 Eye Street, N.W., Suite 600, Washington D.C. 20006, USA, T +1 202 739 9400, F + 1 202 739 9401, E info@nareit.com, W www.nareit.com



## Contacts



### EPRA

EPRA  
Schiphol Boulevard 283  
1118 BH Schiphol Airport  
The Netherlands  
Tel: +31 20 405 3830  
Fax: +31 20 405 3840  
E-mail: [info@epra.com](mailto:info@epra.com)  
Website: [www.epra.com](http://www.epra.com)



### NAREIT

NAREIT  
1875 Eye Street  
N.W., Suite 600  
Washington D.C., 20006  
USA  
Tel: +1 202 739 9400  
Fax: +1 202 739 9401  
E-mail: [info@nareit.com](mailto:info@nareit.com)  
Website: [www.nareit.com](http://www.nareit.com)



### FTSE

UK  
Client Services  
FTSE  
12th Floor  
10 Upper Bank Street  
Canary Wharf  
London, E14 5NP  
UK  
+44 (0) 20 7448 1810  
+44 (0) 20 7448 1804 (fax)

France  
Client Services  
FTSE  
40 rue La Boéte  
75008 Paris  
FRANCE  
+33 (0) 1 53 76 82 88  
+33 (0) 1 53 76 82 71 (fax)

Spain  
Client Services  
FTSE  
Paseo de la Castellana 66,  
28046 Madrid,  
Spain  
+34 (0) 91 411 37 87

Germany  
Client Services  
FTSE  
Nibelungenplatz 3  
60318 Frankfurt  
GERMANY  
+49 69 15685143  
+49 69 15976604 (fax)

Hong Kong  
Client Services  
FTSE  
Suite 609-612  
One International Finance Centre  
Hong Kong  
+852 2230 5800  
+852 2230 5804 (fax)  
In Singapore please ring +65 223 3738

Japan  
Client Services  
FTSE  
Yamato Seimei Building 21F,  
1-1-7 Uchisaiwaicho,  
Chiyoda-Ku,  
Tokyo  
JAPAN  
+81 3 3581 2811  
+81 3 3581 1423 (fax)

USA – East Coast  
Client Services  
FTSE  
1330 Avenue of the Americas,  
10th Floor,  
New York,  
New York 10019  
+(1) 212 641 6160  
+(1) 212 641 6190 (fax)

USA – West Coast  
Client Services  
FTSE Americas Inc.  
251 Post Street,  
Suite 200,  
San Francisco, CA 94108  
USA  
+1 415 445 5660  
+1 415 445 5666 (fax)

E-mail: [info@ftse.com](mailto:info@ftse.com)  
Website: [www.ftse.com](http://www.ftse.com)

DATE: JULY 2008 CONTACT DETAILS:

EPRA: Schiphol Boulevard 283, 1118 BH Schiphol Airport, The Netherlands, T +31 20 405 3830, F +31 20 405 3840, E [info@epra.com](mailto:info@epra.com), W [www.epra.com](http://www.epra.com)  
NAREIT: 1875 Eye Street, N.W., Suite 600, Washington D.C. 20006, USA, T +1 202 739 9400, F + 1 202 739 9401, E [info@nareit.com](mailto:info@nareit.com), W [www.nareit.com](http://www.nareit.com)

## Disclaimer (Page 1 of 2)



### EPRA DISCLAIMER

EPRA® does not intend this presentation to be a solicitation related to any particular company, nor does it intend to provide investment, legal or tax advice. Investors should consult with their own investment, legal or tax advisers regarding the appropriateness of investing in any of the securities or investment strategies discussed in this presentation. Nothing herein should be construed to be an endorsement by EPRA of any specific company or products or as an offer to sell or a solicitation to buy any security or other financial instrument or to participate in any trading strategy. EPRA expressly disclaims any liability for the accuracy, timeliness or completeness of data in this presentation. Unless otherwise indicated, all data are derived from, and apply only to, publicly traded securities. Any investment returns or performance data (past, hypothetical, or otherwise) are not necessarily indicative of future returns or performance.



### NAREIT DISCLAIMER

NAREIT® does not intend this presentation to be a solicitation related to any particular company, nor does it intend to provide investment, legal or tax advice. Investors should consult with their own investment, legal or tax advisers regarding the appropriateness of investing in any of the securities or investment strategies discussed in this presentation. Nothing herein should be construed to be an endorsement by NAREIT of any specific company or products or as an offer to sell or a solicitation to buy any security or other financial instrument or to participate in any trading strategy. NAREIT expressly disclaims any liability for the accuracy, timeliness or completeness of data in this presentation. Unless otherwise indicated, all data are derived from, and apply only to, publicly traded securities. Any investment returns or performance data (past, hypothetical, or otherwise) are not necessarily indicative of future returns or performance.

DATE: JULY 2008 CONTACT DETAILS:

EPRA: Schiphol Boulevard 283, 1118 BH Schiphol Airport, The Netherlands, T +31 20 405 3830, F +31 20 405 3840, E [info@epra.com](mailto:info@epra.com), W [www.epra.com](http://www.epra.com)  
NAREIT: 1875 Eye Street, N.W., Suite 600, Washington D.C. 20006, USA, T +1 202 739 9400, F + 1 202 739 9401, E [info@nareit.com](mailto:info@nareit.com), W [www.nareit.com](http://www.nareit.com)

## Disclaimer (Page 2 of 2)



### FTSE DISCLAIMER

© FTSE International Limited ("FTSE") 2008. All rights reserved.

"FTSE®" is a registered trade mark of the London Stock Exchange Plc and The Financial Times Limited and is used by FTSE under licence. "NAREIT®" is the trade mark of the National Association of Real Estate Investment Trusts and "EPRA®" is the trade mark of the European Public Real Estate Association. The FTSE EPRA/NAREIT Global Real Estate Index Series (the "Index Series") is calculated by FTSE. All rights in and to the Index Series vest in FTSE and/or relevant partners. No part of this publication may be reproduced, stored in retrieval system or transmitted by any other form or means whether electronic, mechanical, photocopying, recording or otherwise without the prior permission of FTSE. All information is provided for information purposes only. Whilst every effort is made to ensure that all information given by FTSE in this publication is accurate, no responsibility or liability can be accepted by FTSE for any errors or for any loss arising from use of this publication. Distribution of FTSE index values and the use of FTSE indices to create financial products requires a license with FTSE.

DATE: JULY 2008 CONTACT DETAILS:

EPRA: Schiphol Boulevard 283, 1118 BH Schiphol Airport, The Netherlands, T +31 20 405 3830, F +31 20 405 3840, E [info@epra.com](mailto:info@epra.com), W [www.epra.com](http://www.epra.com)  
NAREIT: 1875 Eye Street, N.W., Suite 600, Washington D.C. 20006, USA, T +1 202 739 9400, F + 1 202 739 9401, E [info@nareit.com](mailto:info@nareit.com), W [www.nareit.com](http://www.nareit.com)