



# EPRA

European Public Real Estate Association

---

## Monthly Chart Book

---

April 2008

MONTHLY CHART BOOK

In association with:



## Contents

|             |           |   |             |           |   |
|-------------|-----------|---|-------------|-----------|---|
| <b>Page</b> | <b>3</b>  | <b>Section 1 - Global</b>               | <b>Page</b> | <b>52</b> | <b>Section 5.9 - Netherlands</b>                  |
| <b>Page</b> | <b>9</b>  | <b>Section 2 - Asia</b>                 | <b>Page</b> | <b>55</b> | <b>Section 5.10 - Sweden</b>                      |
| <b>Page</b> | <b>15</b> | <b>Section 3 - Europe</b>               | <b>Page</b> | <b>58</b> | <b>Section 5.11 - United Kingdom</b>              |
| <b>Page</b> | <b>21</b> | <b>Section 4 - North America</b>        | <b>Page</b> | <b>61</b> | <b>Section 5.12 - Canada</b>                      |
| <b>Page</b> | <b>27</b> | <b>Section 5 - Individual Countries</b> | <b>Page</b> | <b>64</b> | <b>Section 5.13 - United States</b>               |
| Page        | 28        | Section 5.1 - Australia                 | <b>Page</b> | <b>67</b> | <b>Section 6 - End of Year Constituents Chart</b> |
| Page        | 31        | Section 5.2 - Hong Kong                 | <b>Page</b> | <b>85</b> | <b>Section 7 - Details on Methodology</b>         |
| Page        | 34        | Section 5.3 - Japan                     | <b>Page</b> | <b>88</b> | <b>Section 8 - Data Vendor Codes</b>              |
| Page        | 37        | Section 5.4 - Singapore                 | <b>Page</b> | <b>95</b> | <b>Contacts</b>                                   |
| Page        | 40        | Section 5.5 - Belgium                   | <b>Page</b> | <b>96</b> | <b>Disclaimer</b>                                 |
| Page        | 43        | Section 5.6 - France                    |             |           |   |
| Page        | 46        | Section 5.7 - Germany                   |             |           |   |
| Page        | 49        | Section 5.8 - Italy                     |             |           |   |

**For an explanation of the graphs and details on the calculation, please refer to Section 7.**

**A disclaimer applies to this document. Please refer to pages 96 and 97.**

DATE: APRIL 2008 CONTACT DETAILS:

EPRA: Schiphol Boulevard 283, 1118 BH Schiphol Airport, The Netherlands, T +31 20 405 3830, F +31 20 405 3840, E info@epra.com, W www.epra.com  
NAREIT: 1875 Eye Street, N.W., Suite 600, Washington D.C. 20006, USA, T +1 202 739 9400, F +1 202 739 9401, E info@nareit.com, W www.nareit.com

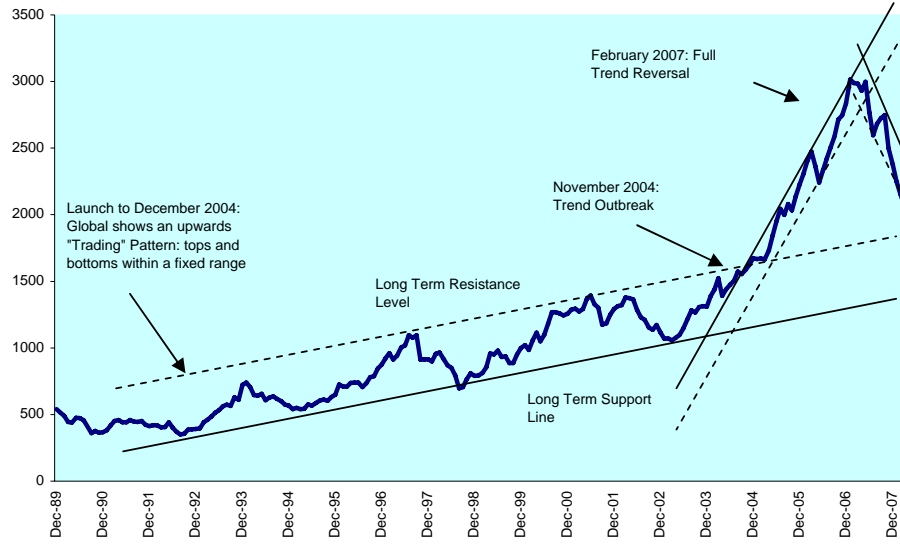
## Section 1

### Global

DATE: APRIL 2008 CONTACT DETAILS:

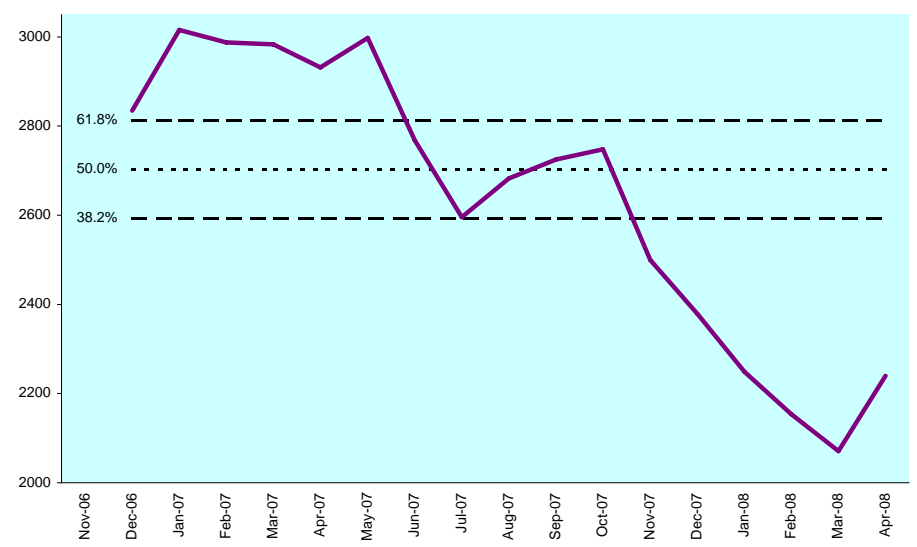
EPRA: Schiphol Boulevard 283, 1118 BH Schiphol Airport, The Netherlands, T +31 20 405 3830, F +31 20 405 3840, E [info@epra.com](mailto:info@epra.com), W [www.epra.com](http://www.epra.com)  
NAREIT: 1875 Eye Street, N.W., Suite 600, Washington D.C. 20006, USA, T +1 202 739 9400, F + 1 202 739 9401, E [info@nareit.com](mailto:info@nareit.com), W [www.nareit.com](http://www.nareit.com)

**Graph 1: Long Term Technical Analysis \*\*\***

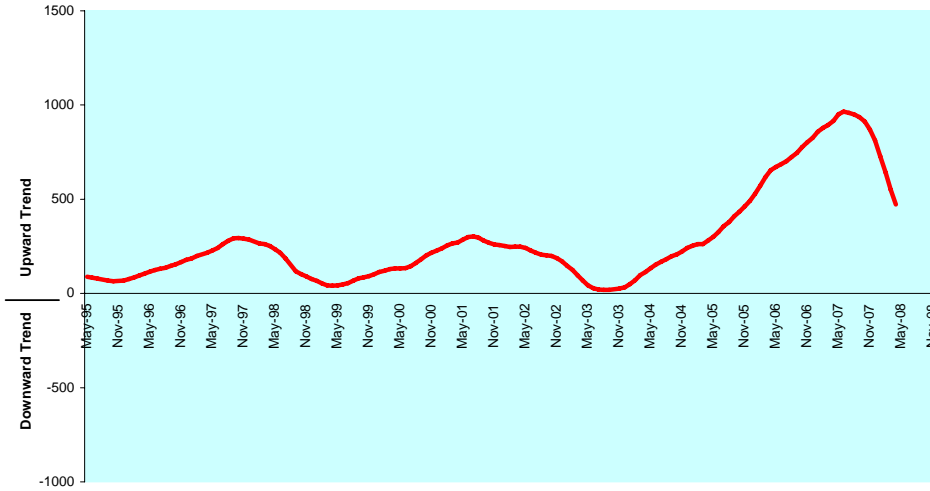


\*\*\* A disclaimer applies to this graph. Please refer to pages 96 and 97.

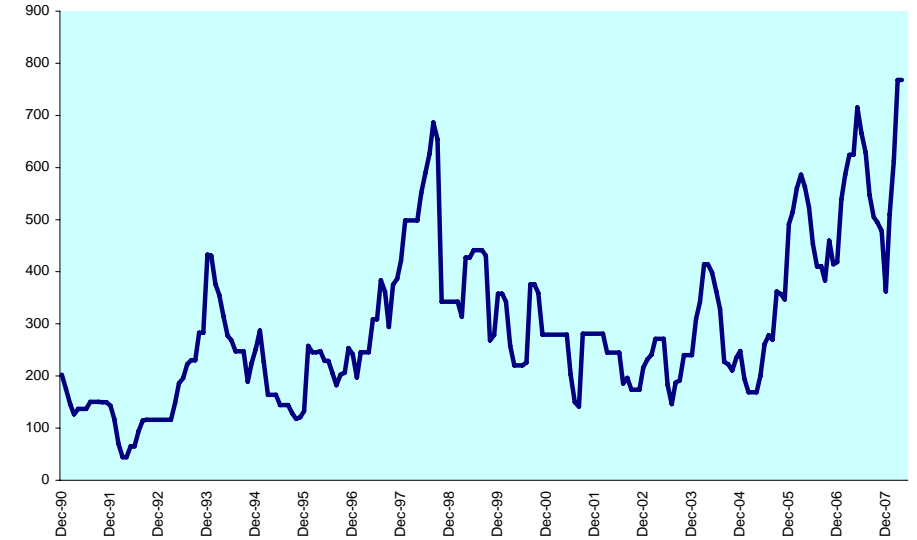
**Graph 2: 1Y Retracement Levels**



**Graph 3: Moving Averages: 5 Year vs. 1 Year Oscillator**



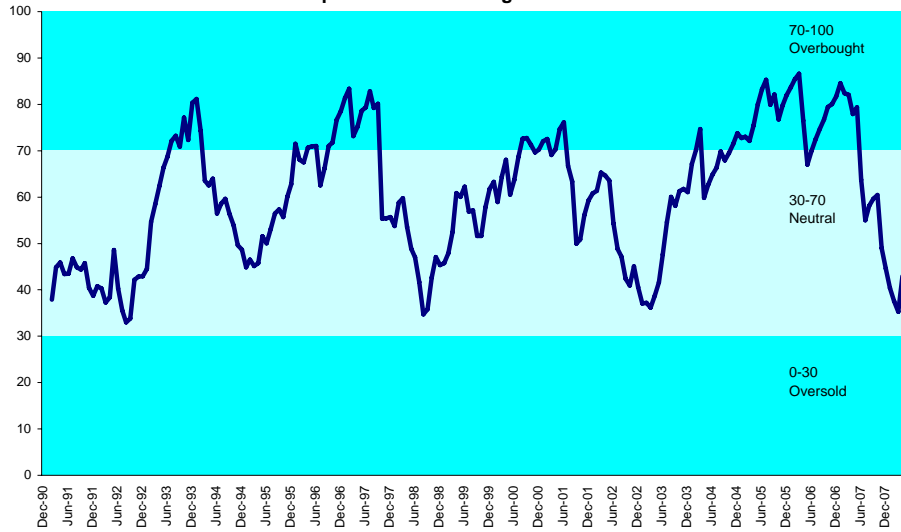
**Graph 4: Average True Range (Index Points)**



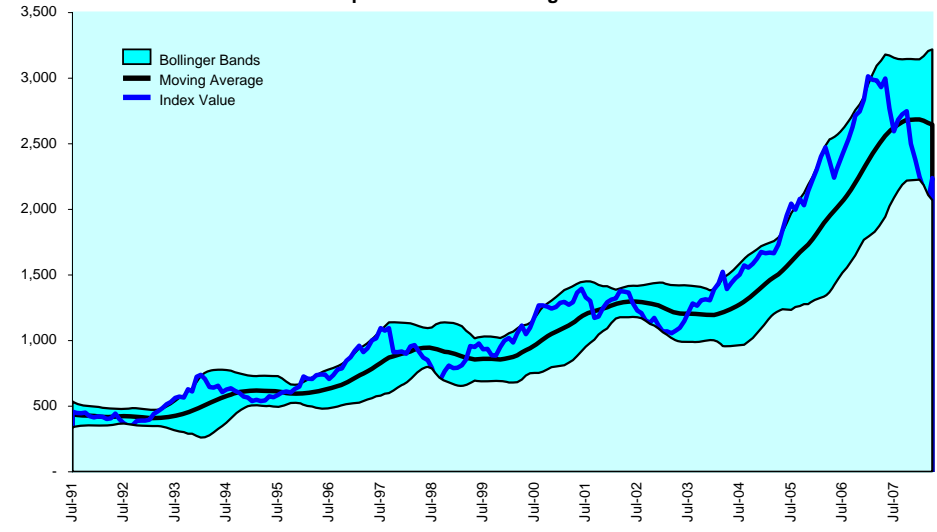
DATE: APRIL 2008 CONTACT DETAILS:

EPRA: Schiphol Boulevard 283, 1118 BH Schiphol Airport, The Netherlands, T +31 20 405 3830, F +31 20 405 3840, E info@epra.com, W www.epra.com  
 NAREIT: 1875 Eye Street, N.W., Suite 600, Washington D.C. 20006, USA, T +1 202 739 9400, F +1 202 739 9401, E info@nareit.com, W www.nareit.com

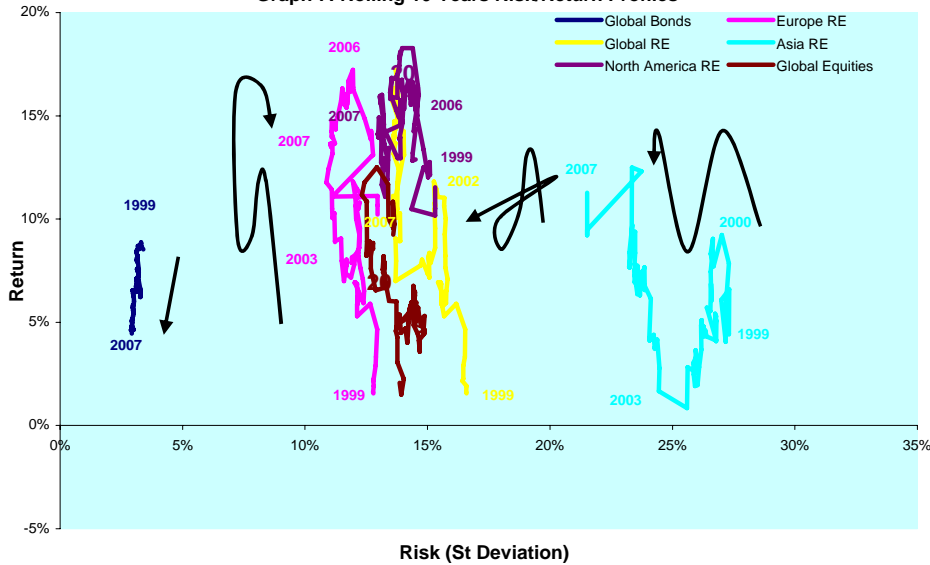
**Graph 5: Relative Strength Indicator**



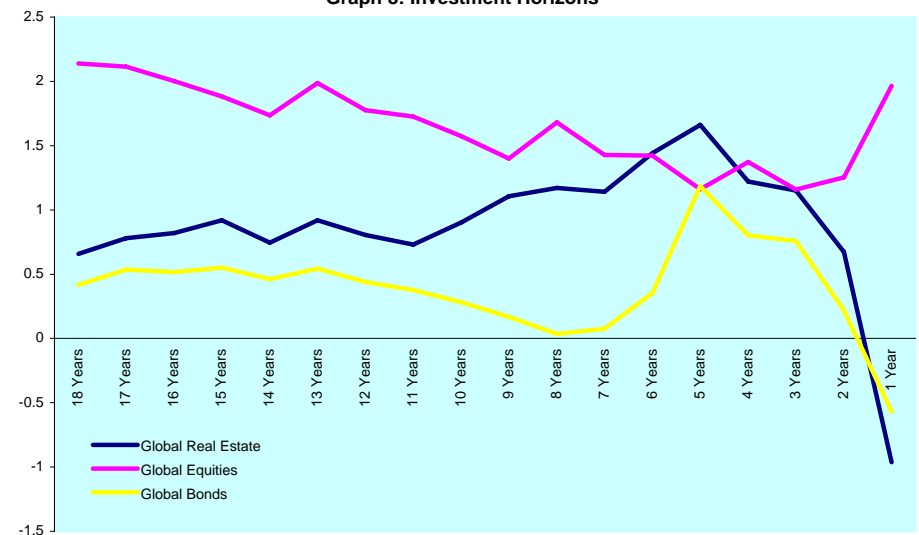
**Graph 6: 20-Month Bollinger Bands**



**Graph 7: Rolling 10 Years Risk/Return Profiles**



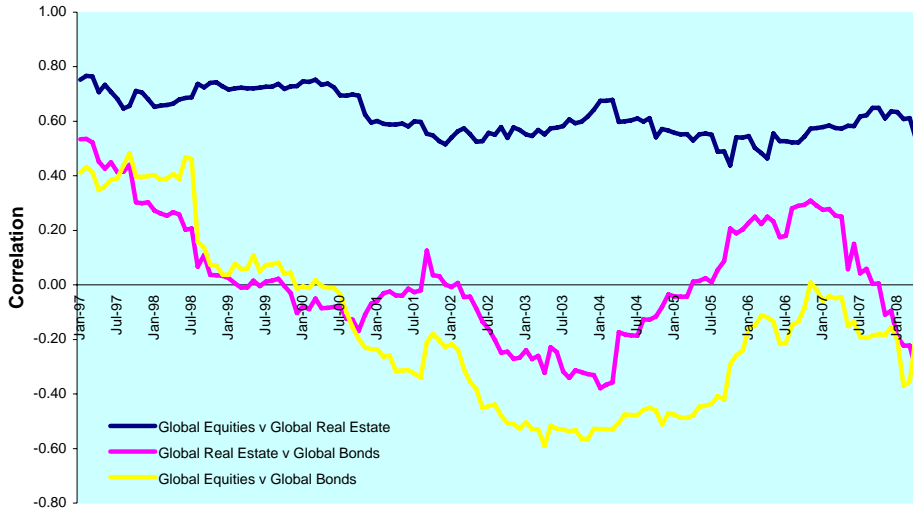
**Graph 8: Investment Horizons**



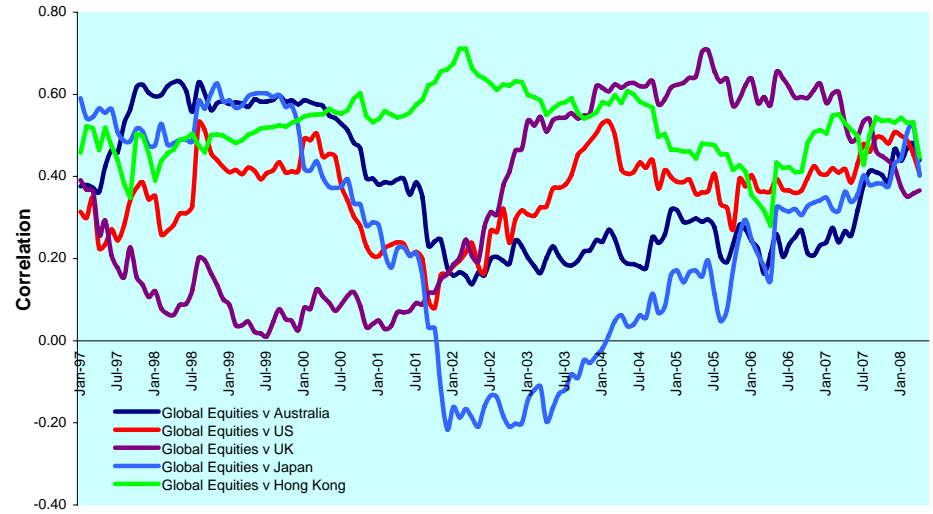
DATE: APRIL 2008 CONTACT DETAILS:

EPRA: Schiphol Boulevard 283, 1118 BH Schiphol Airport, The Netherlands, T +31 20 405 3830, F +31 20 405 3840, E info@epra.com, W www.epra.com  
 NAREIT: 1875 Eye Street, N.W., Suite 600, Washington D.C. 20006, USA, T +1 202 739 9400, F +1 202 739 9401, E info@nareit.com, W www.nareit.com

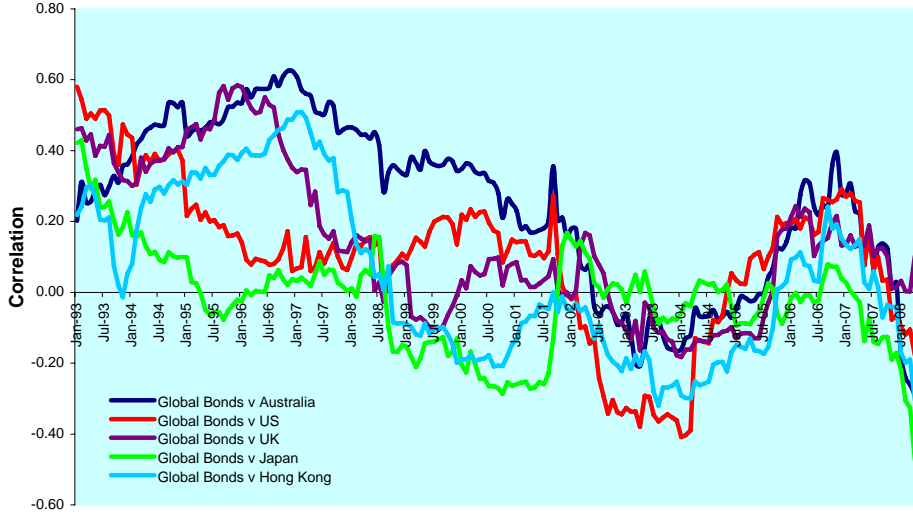
**Graph 9: Real Estate, Equities & Bonds 36 Months Asset Class Correlations**



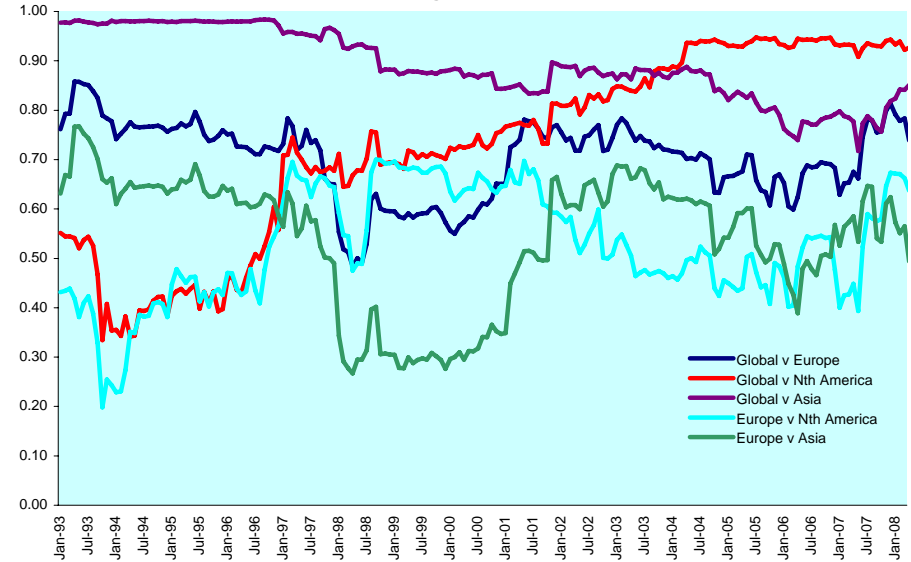
**Graph 10: Top 5 Countries v Global Equities 36 Months Correlations**



**Graph 11: Top 5 Countries v Global Bonds 36 Months Correlations**



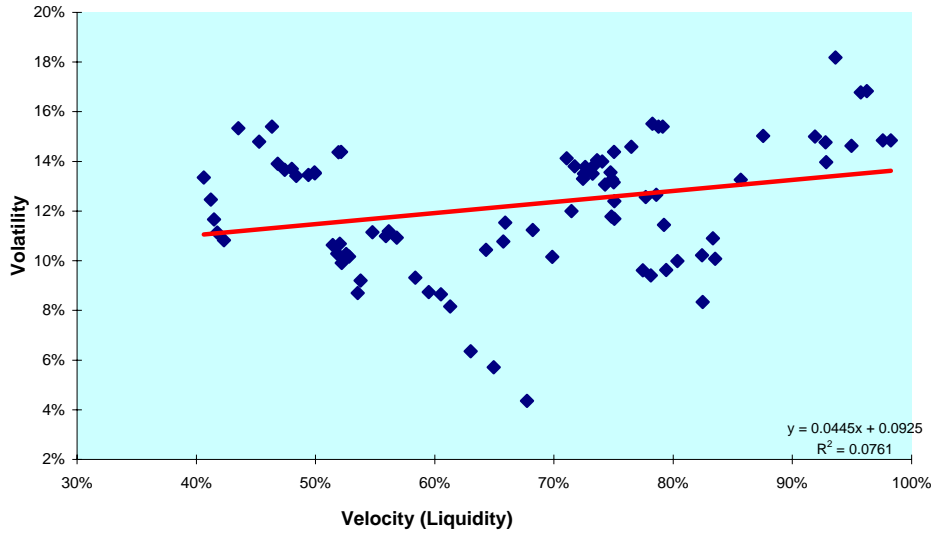
**Graph 12: Global & Regional 36 Months Correlations (EUR)**



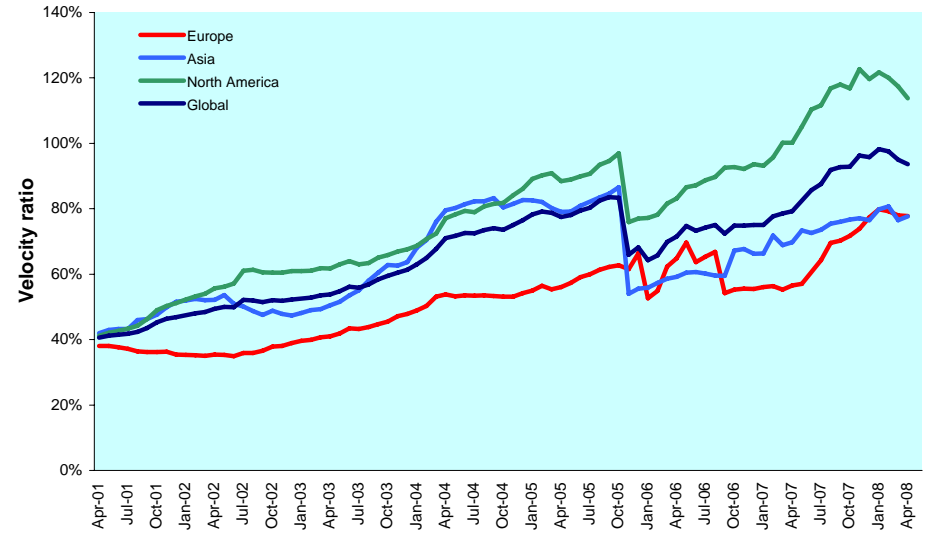
DATE: APRIL 2008 CONTACT DETAILS:

EPR: Schiphol Boulevard 283, 1118 BH Schiphol Airport, The Netherlands, T +31 20 405 3830, F +31 20 405 3840, E info@epa.com, W www.epa.com  
 NAREIT: 1875 Eye Street, N.W., Suite 600, Washington D.C. 20006, USA, T +1 202 739 9400, F +1 202 739 9401, E info@nareit.com, W www.nareit.com

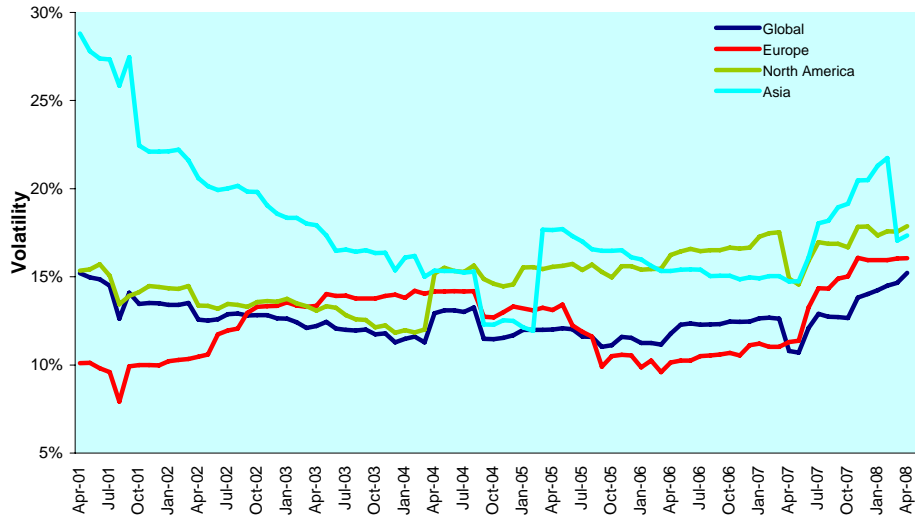
**Graph 13: 36 Months Velocity v Volatility**



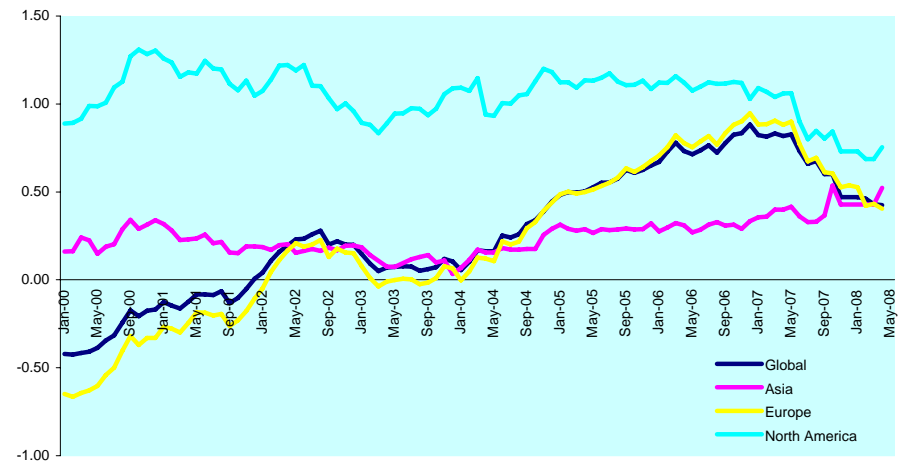
**Graph 14: 36 Months Annual Velocity**



**Graph 15: 36 Months Rolling Volatility**



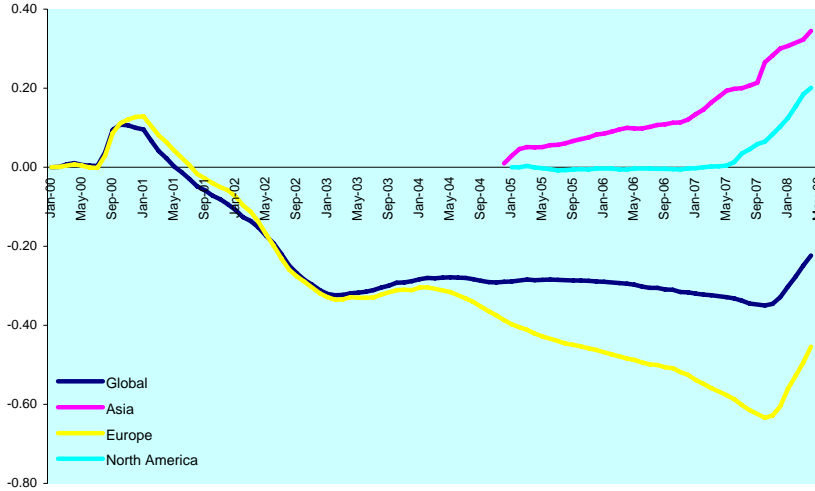
**Graph 16: Sharpe Ratio**



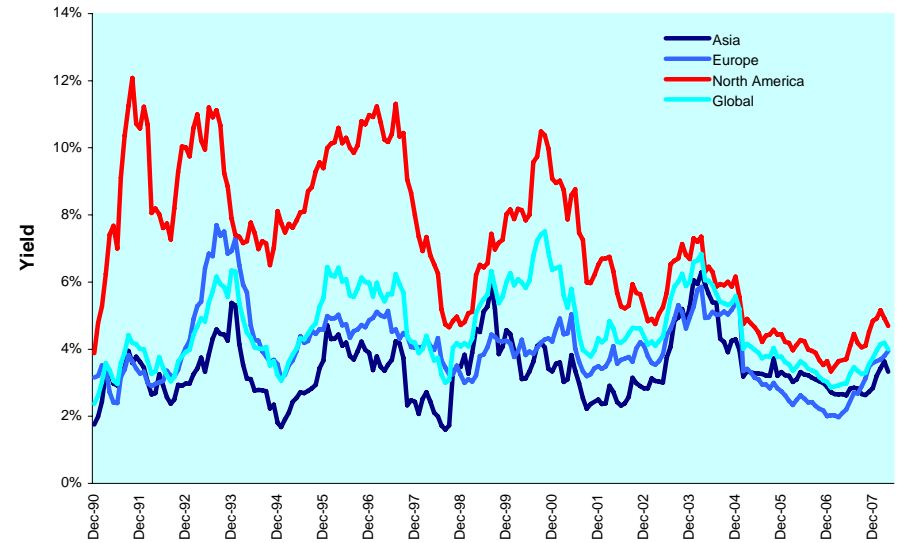
DATE: APRIL 2008 CONTACT DETAILS:

Epra: Schiphol Boulevard 283, 1118 BH Schiphol Airport, The Netherlands, T +31 20 405 3830, F +31 20 405 3840, E info@epa.com, W www.epa.com  
 Nareit: 1875 Eye Street, N.W., Suite 600, Washington D.C. 20006, USA, T +1 202 739 9400, F +1 202 739 9401, E info@nareit.com, W www.nareit.com

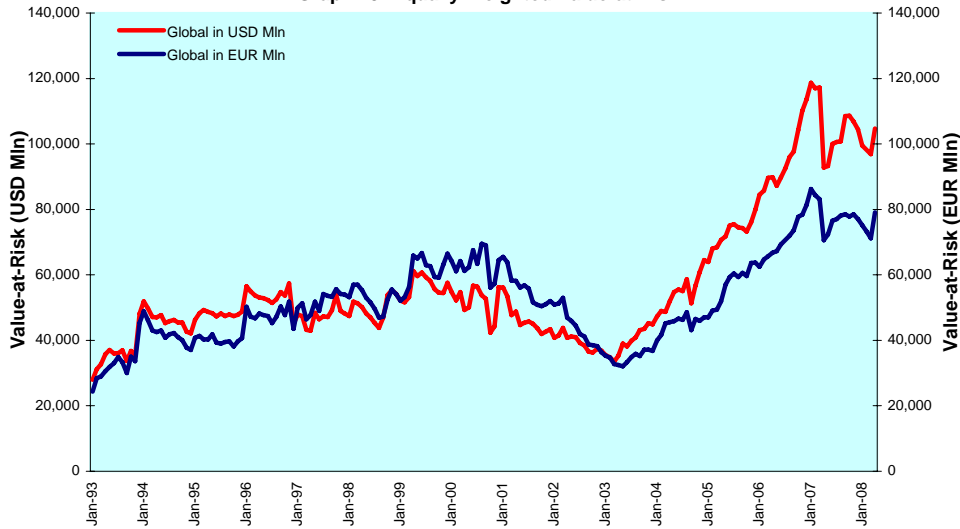
**Graph 17: Long Term Beta Coefficient**



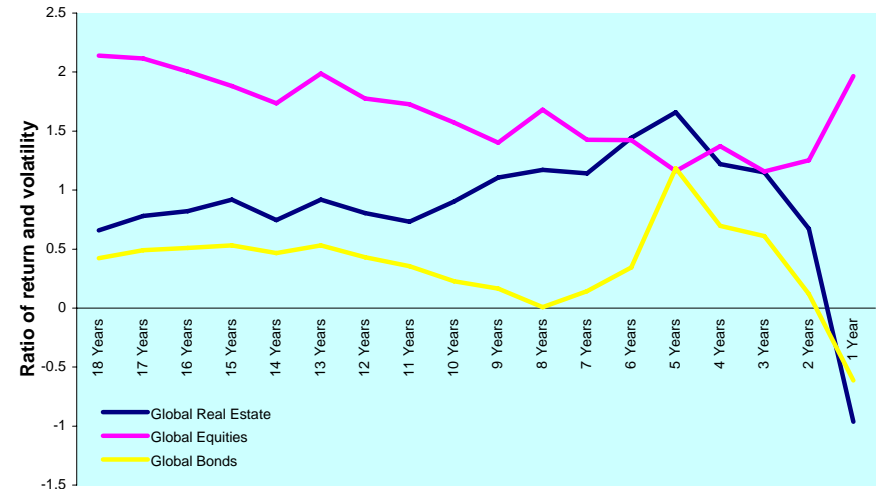
**Graph 18: 12 Months Dividend Yields (Local Currency)**



**Graph 19: Equally Weighted Value-at-Risk**



**Graph 20: Investment Horizons**



DATE: APRIL 2008 CONTACT DETAILS:

EPR: Schiphol Boulevard 283, 1118 BH Schiphol Airport, The Netherlands, T +31 20 405 3830, F +31 20 405 3840, E info@epa.com, W www.epa.com  
 NAREIT: 1875 Eye Street, N.W., Suite 600, Washington D.C. 20006, USA, T +1 202 739 9400, F +1 202 739 9401, E info@nareit.com, W www.nareit.com



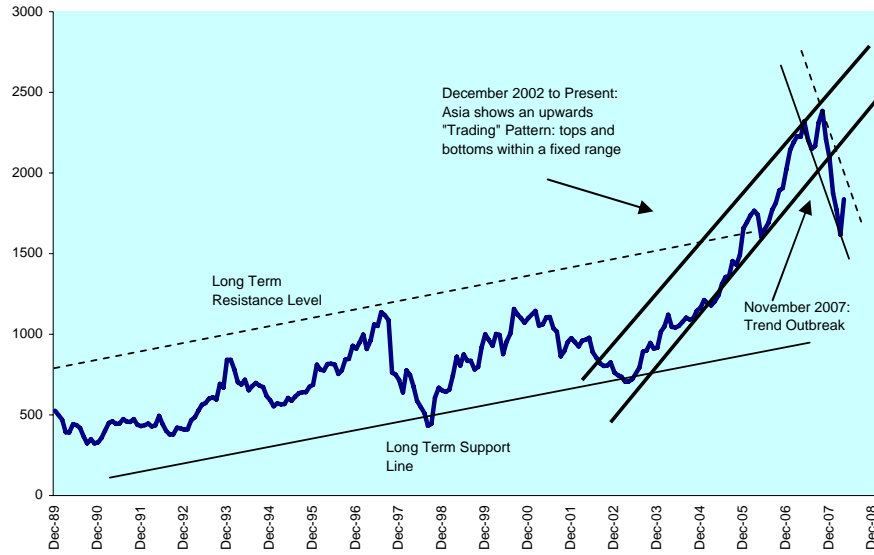
## Section 2

### Asia

DATE: APRIL 2008 CONTACT DETAILS:

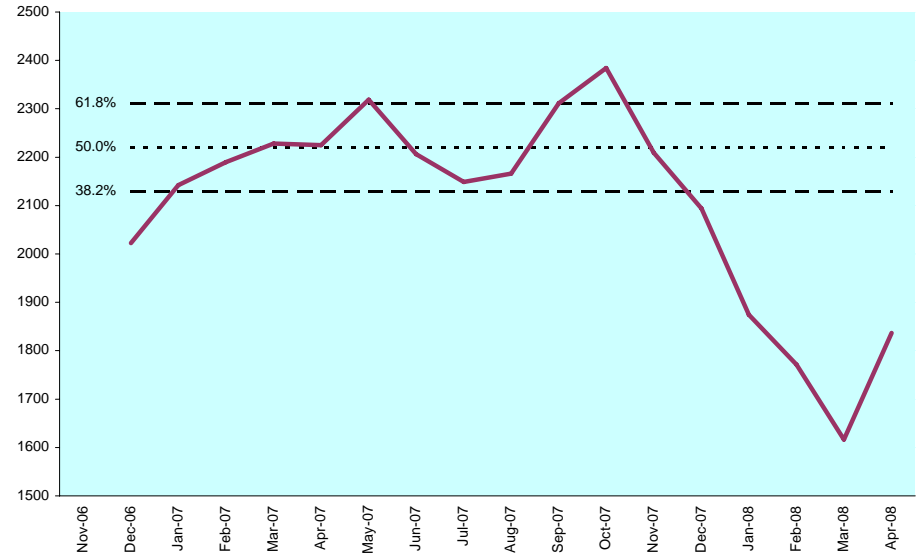
EPRA: Schiphol Boulevard 283, 1118 BH Schiphol Airport, The Netherlands, T +31 20 405 3830, F +31 20 405 3840, E [info@epra.com](mailto:info@epra.com), W [www.epra.com](http://www.epra.com)  
NAREIT: 1875 Eye Street, N.W., Suite 600, Washington D.C. 20006, USA, T +1 202 739 9400, F + 1 202 739 9401, E [info@nareit.com](mailto:info@nareit.com), W [www.nareit.com](http://www.nareit.com)

**Graph 21: Long Term Technical Analysis \*\*\***

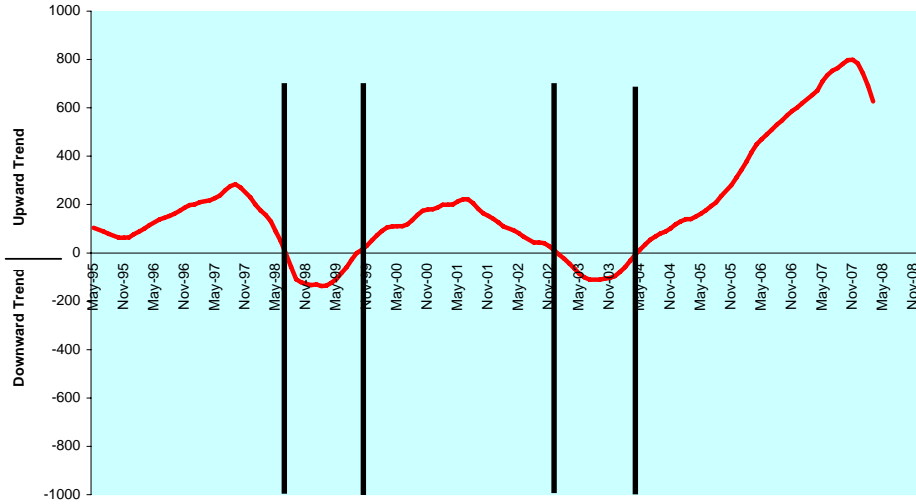


\*\*\* A disclaimer applies to this graph. Please refer to pages 96 and 97.

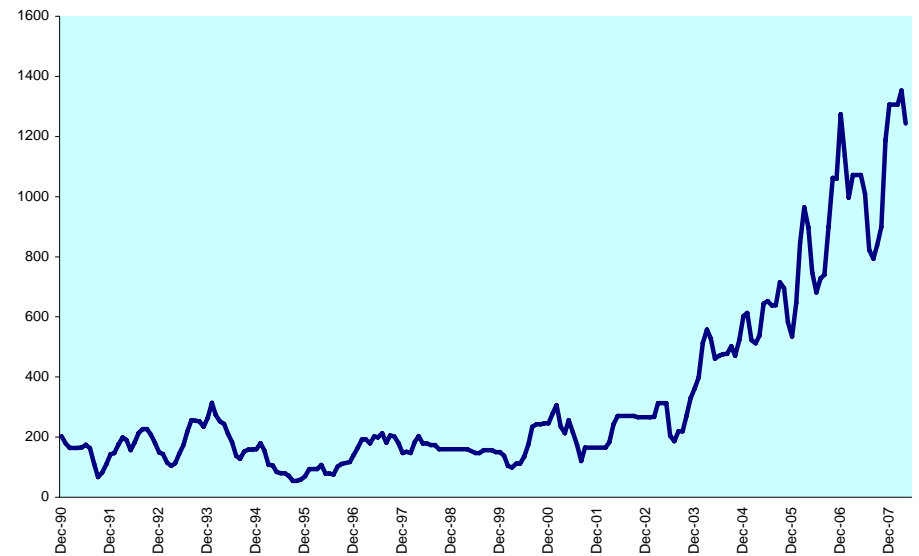
**Graph 22: 1Y Retracement Levels**



**Graph 23: Moving Averages: 5 Year vs. 1 Year Oscillator**



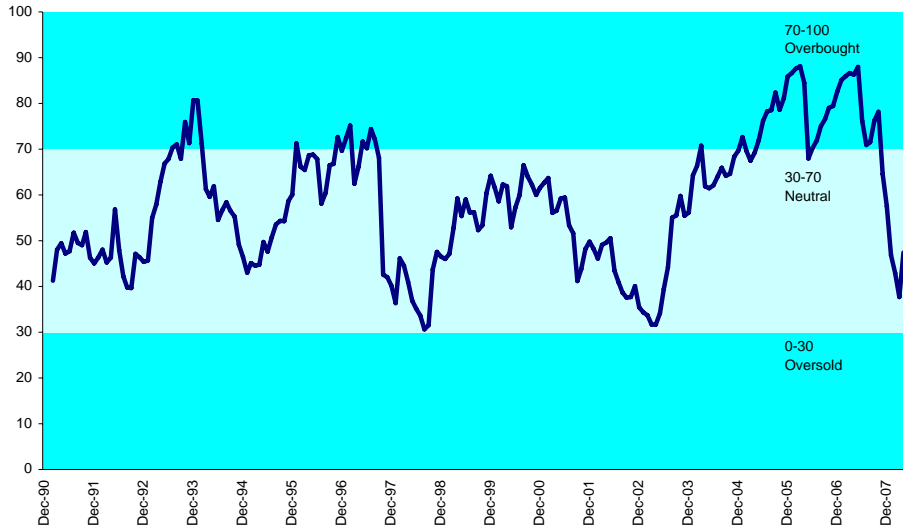
**Graph 24: Average True Range (Index Points)**



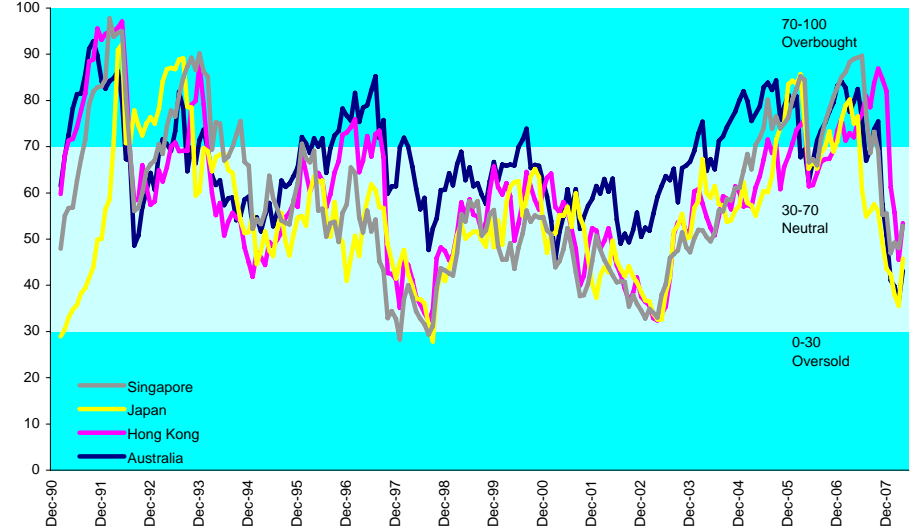
DATE: APRIL 2008 CONTACT DETAILS:

EPR: Schiphol Boulevard 283, 1118 BH Schiphol Airport, The Netherlands, T +31 20 405 3830, F +31 20 405 3840, E info@epa.com, W www.epa.com  
 NAREIT: 1875 Eye Street, N.W., Suite 600, Washington D.C. 20006, USA, T +1 202 739 9400, F + 1 202 739 9401, E info@nareit.com, W www.nareit.com

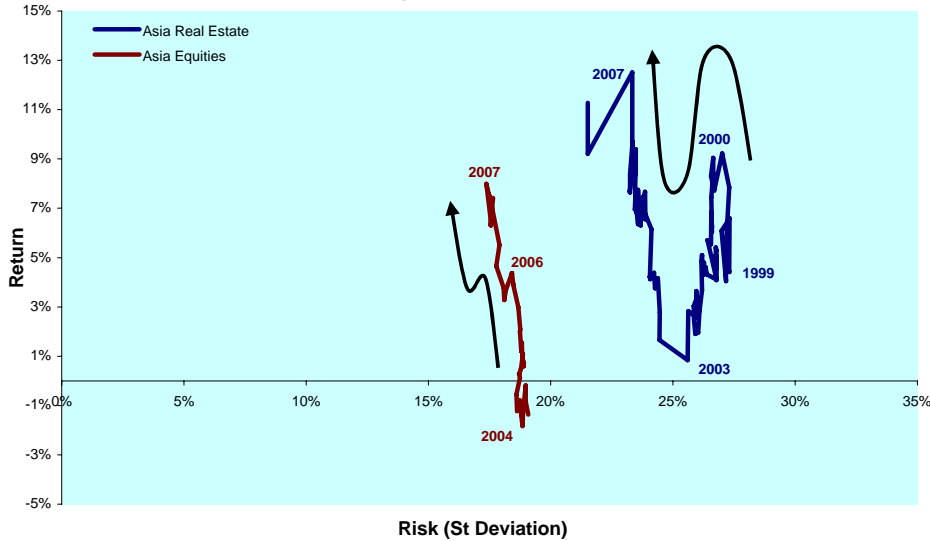
**Graph 25: Relative Strength Indicator**



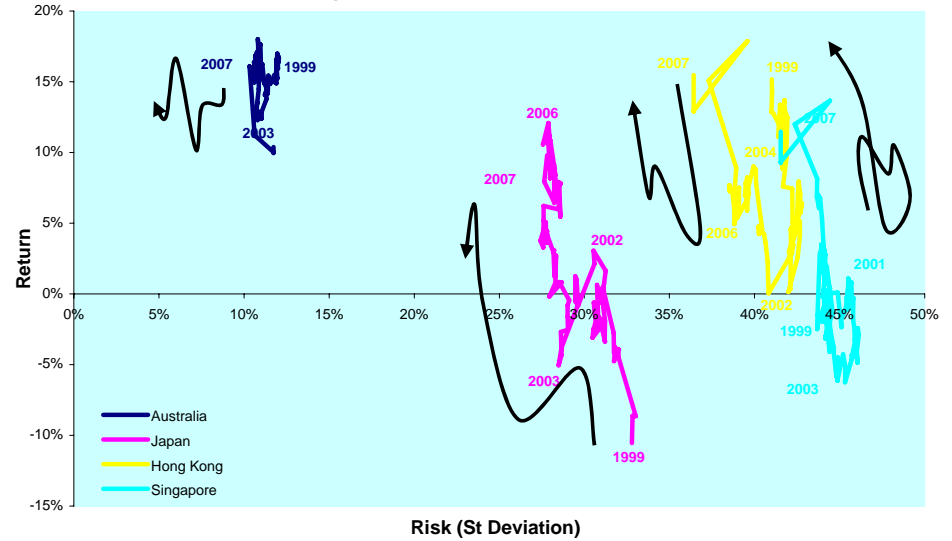
**Graph 26: Relative Strength Indicator - Asia Countries**



**Graph 27: Rolling 10 Years Risk/Return Profiles**



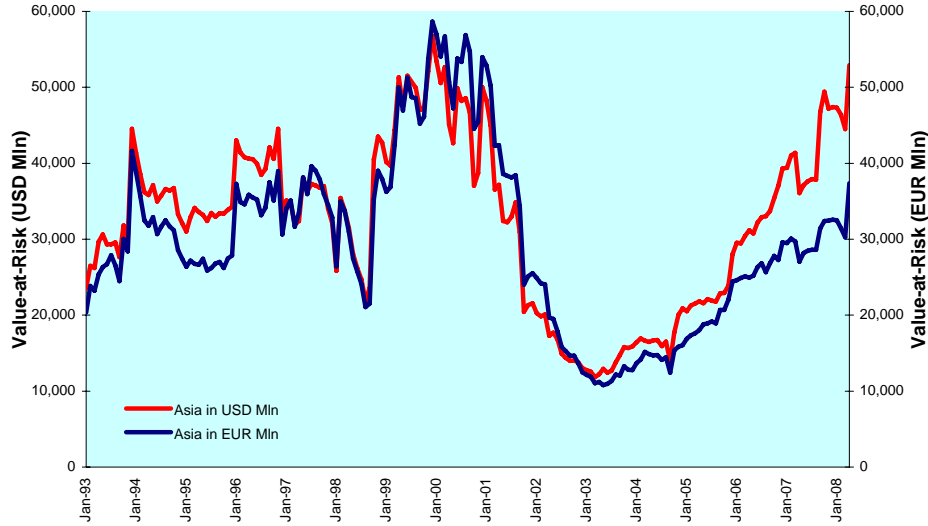
**Graph 28: Rolling 10 Years Risk/Return Profiles - Asia Countries**



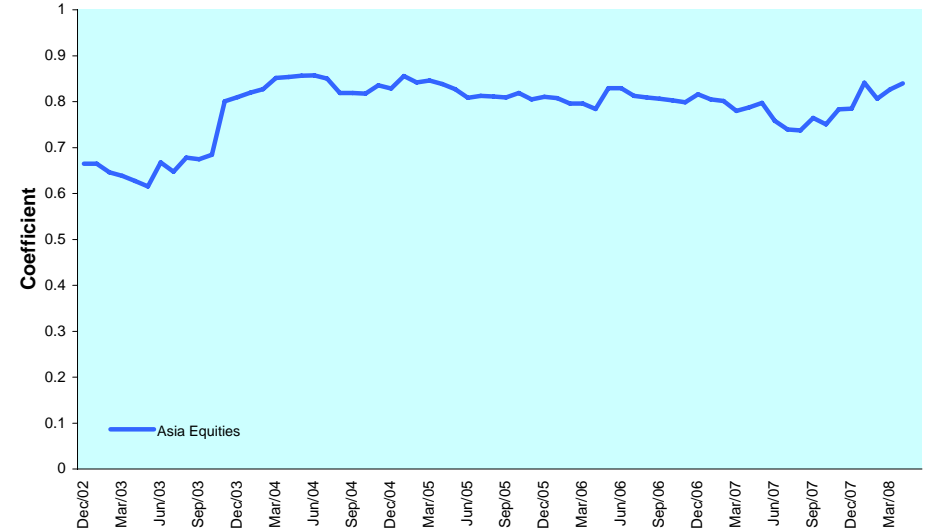
DATE: APRIL 2008 CONTACT DETAILS:

EPRA: Schiphol Boulevard 283, 1118 BH Schiphol Airport, The Netherlands, T +31 20 405 3830, F +31 20 405 3840, E info@epra.com, W www.epra.com  
 NAREIT: 1875 Eye Street, N.W., Suite 600, Washington D.C. 20006, USA, T +1 202 739 9400, F +1 202 739 9401, E info@nareit.com, W www.nareit.com

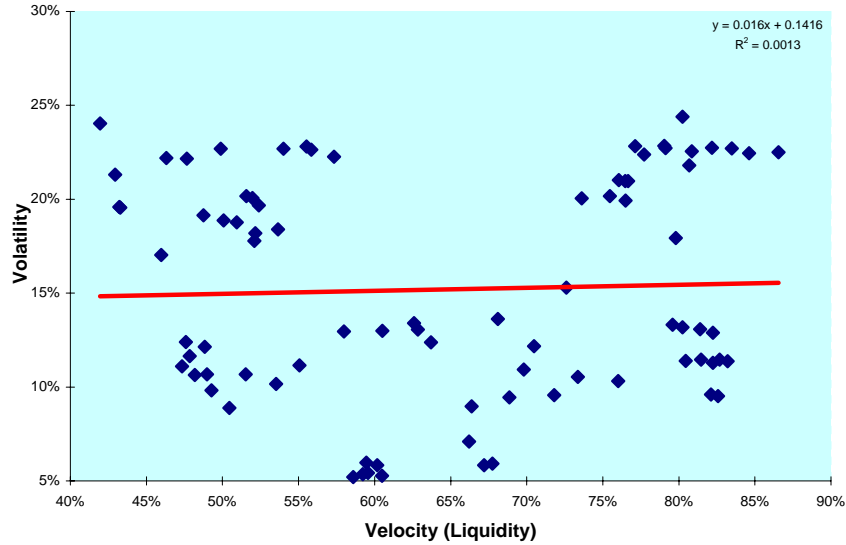
**Graph 29: Equally Weighted Value-at-Risk**



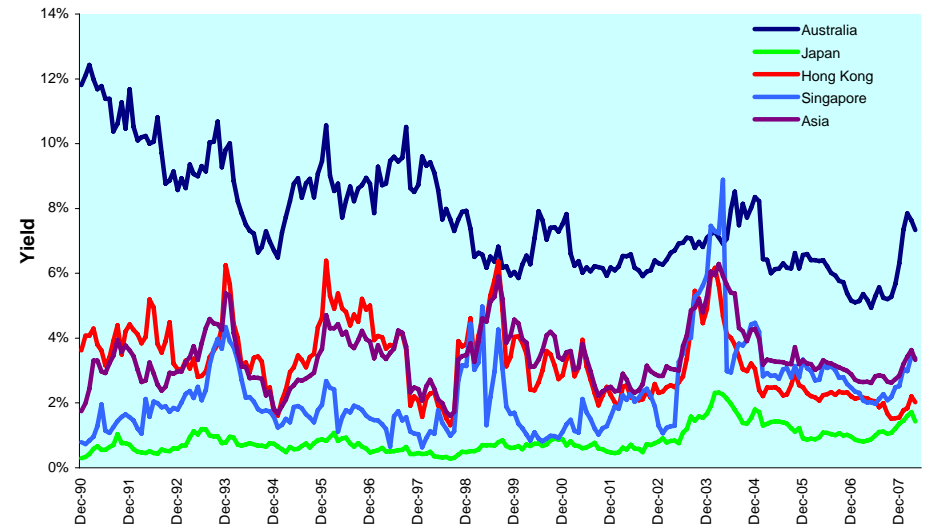
**Graph 30: Asset Classes Correlations**



**Graph 31: 36 Months Velocity v Volatility**



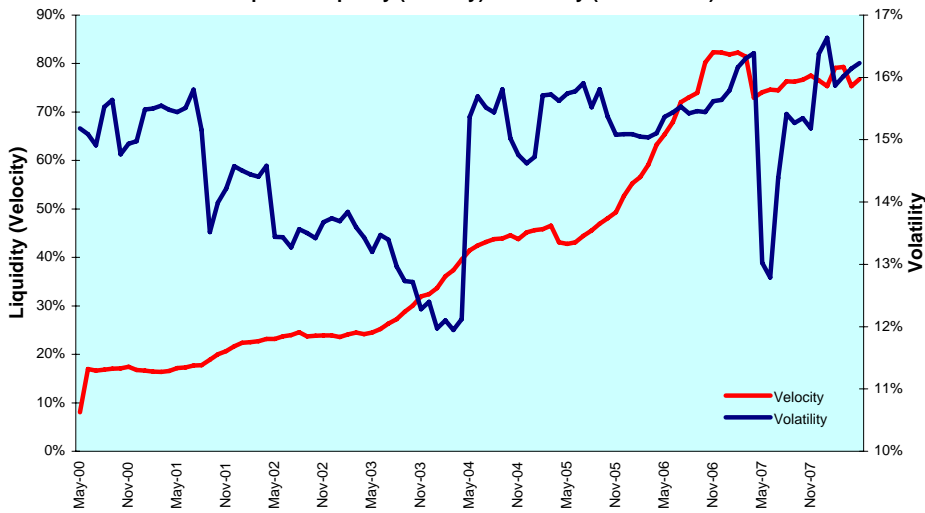
**Graph 32: 12 Months Dividend Yields (Local Currency)**



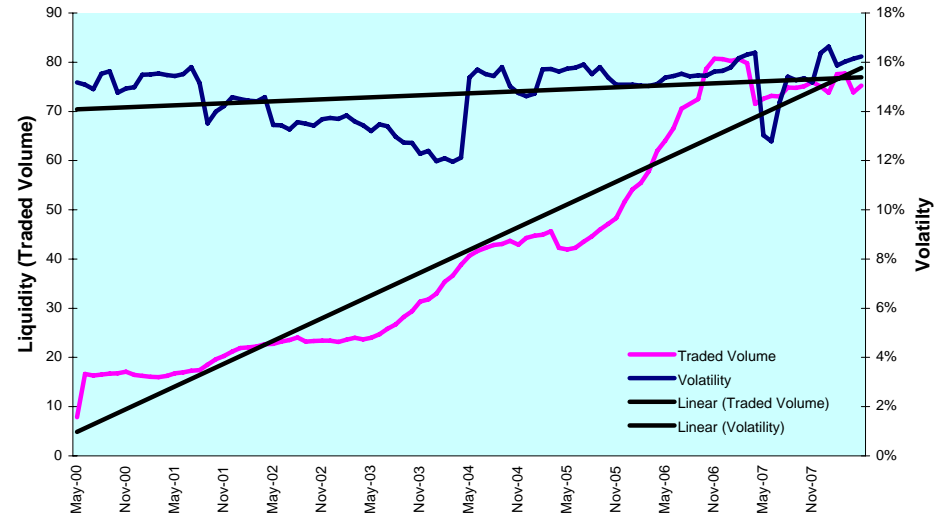
DATE: APRIL 2008 CONTACT DETAILS:

EPR: Schiphol Boulevard 283, 1118 BH Schiphol Airport, The Netherlands, T +31 20 405 3830, F +31 20 405 3840, E info@epa.com, W www.epa.com  
 NAREIT: 1875 Eye Street, N.W., Suite 600, Washington D.C. 20006, USA, T +1 202 739 9400, F +1 202 739 9401, E info@nareit.com, W www.nareit.com

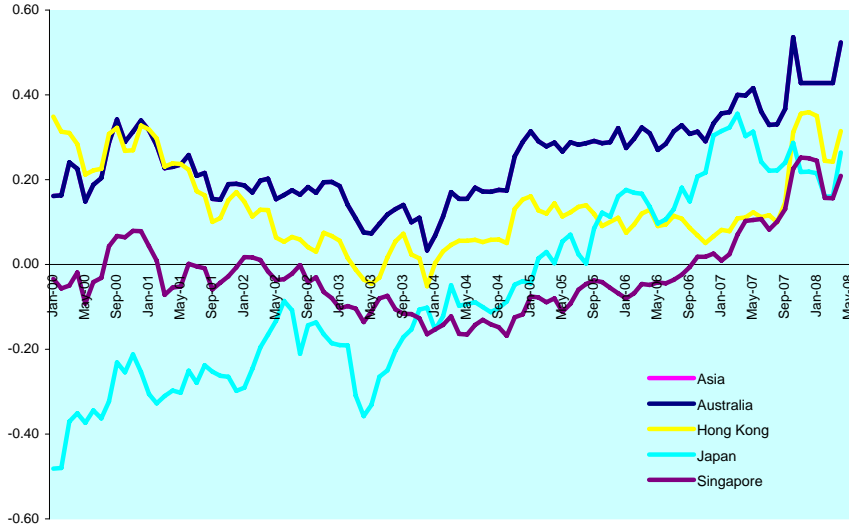
**Graph 33: Liquidity (Velocity) v Volatility (St. Deviation)**



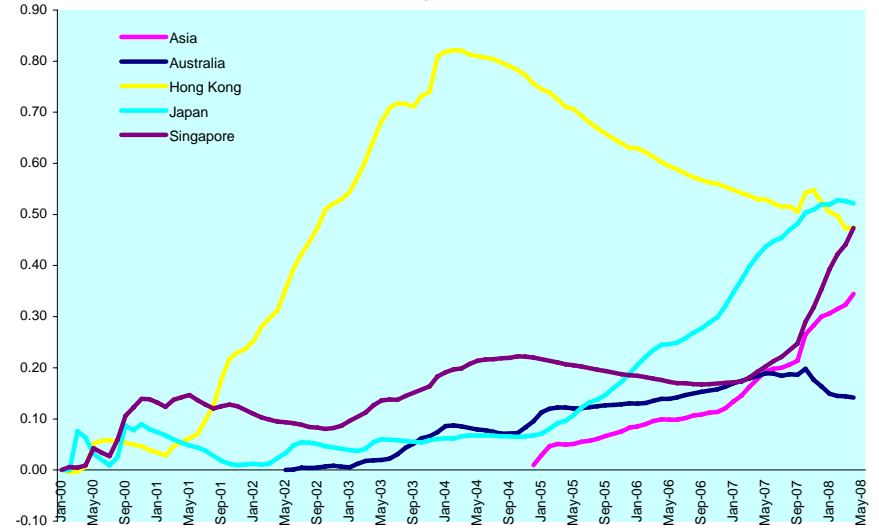
**Graph 34: Liquidity (Traded Volume) v Volatility (St. Deviation)**



**Graph 35: Sharpe Ratio**



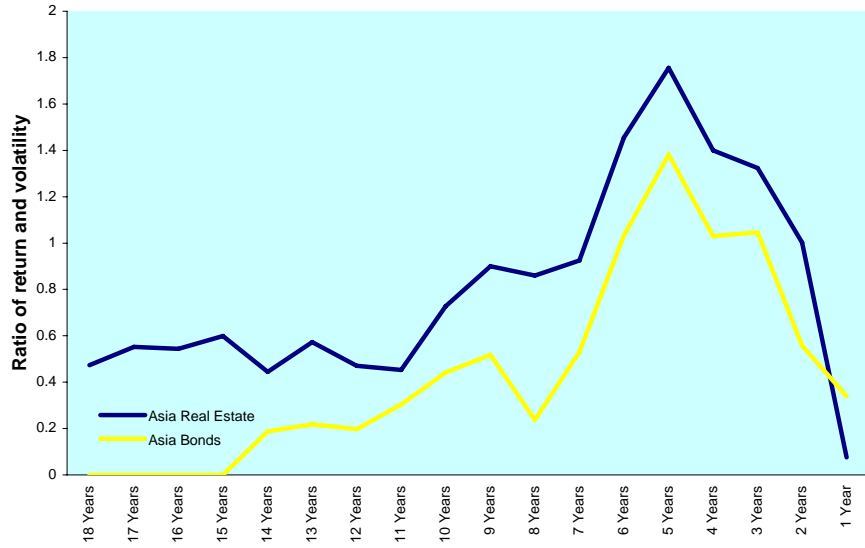
**Graph 36: Long Term Beta Coefficient**



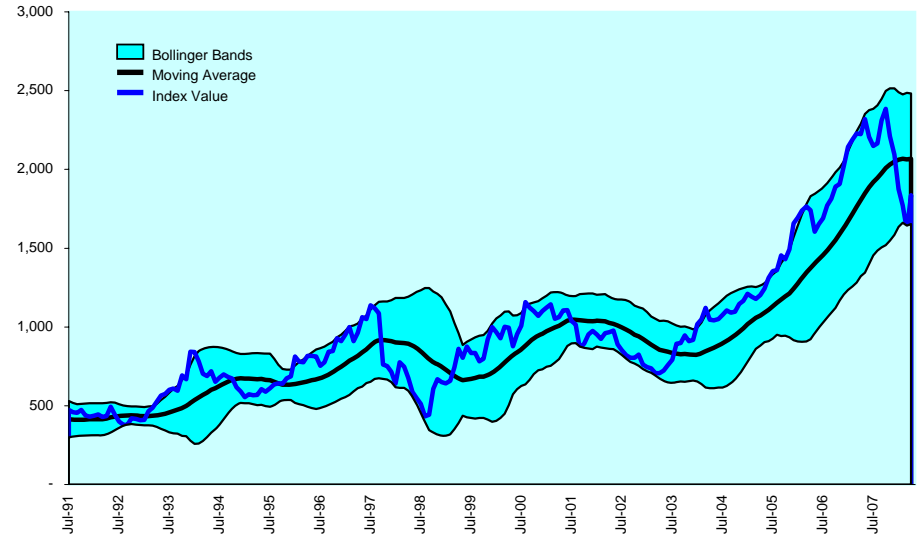
DATE: APRIL 2008 CONTACT DETAILS:

EPR: Schiphol Boulevard 283, 1118 BH Schiphol Airport, The Netherlands, T +31 20 405 3830, F +31 20 405 3840, E info@epa.com, W www.epa.com  
 NAREIT: 1875 Eye Street, N.W., Suite 600, Washington D.C. 20006, USA, T +1 202 739 9400, F +1 202 739 9401, E info@nareit.com, W www.nareit.com

**Graph 37: Investment Horizons**



**Graph 38: 20-Month Bollinger Bands**



DATE: APRIL 2008 CONTACT DETAILS:

EPRA: Schiphol Boulevard 283, 1118 BH Schiphol Airport, The Netherlands, T +31 20 405 3830, F +31 20 405 3840, E info@epra.com, W www.epra.com  
 NAREIT: 1875 Eye Street, N.W., Suite 600, Washington D.C. 20006, USA, T +1 202 739 9400, F + 1 202 739 9401, E info@nareit.com, W www.nareit.com

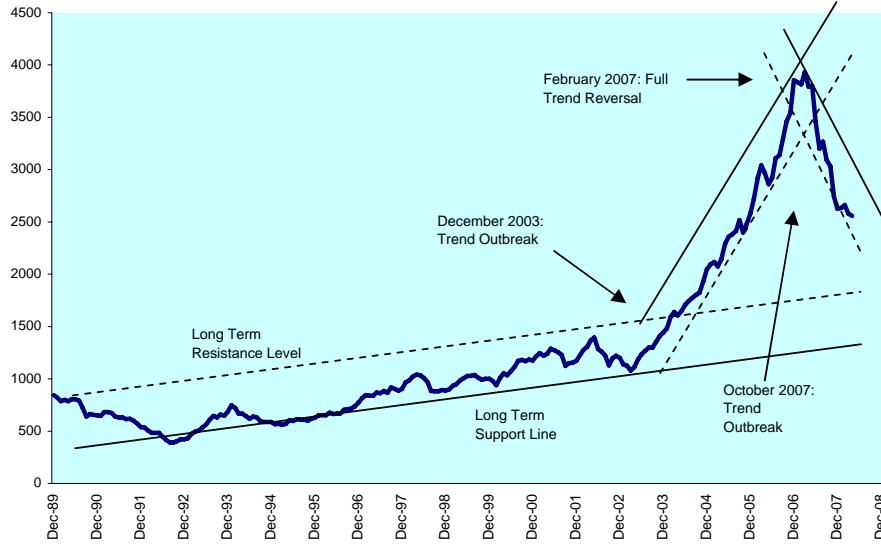
### **Section 3**

#### **Europe**

DATE: APRIL 2008 CONTACT DETAILS:

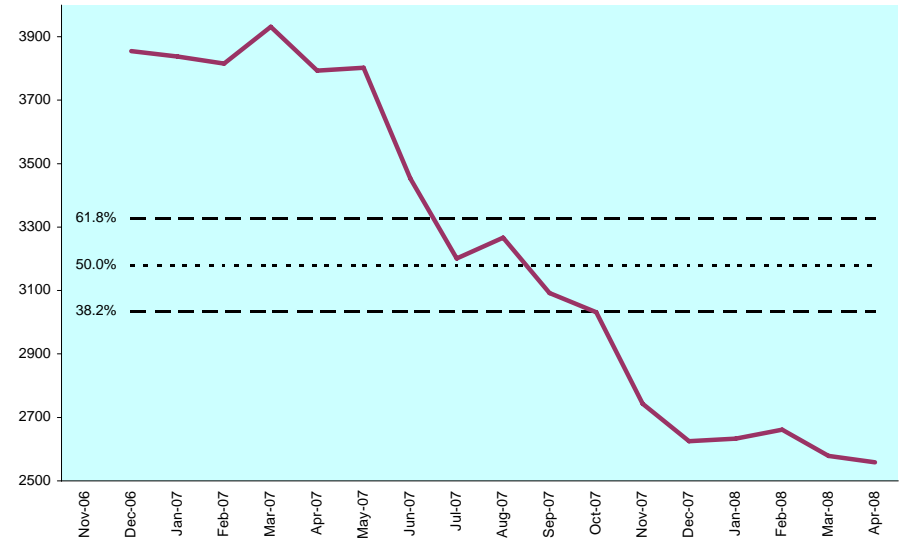
EPRA: Schiphol Boulevard 283, 1118 BH Schiphol Airport, The Netherlands, T +31 20 405 3830, F +31 20 405 3840, E [info@epra.com](mailto:info@epra.com), W [www.epra.com](http://www.epra.com)  
NAREIT: 1875 Eye Street, N.W., Suite 600, Washington D.C. 20006, USA, T +1 202 739 9400, F + 1 202 739 9401, E [info@nareit.com](mailto:info@nareit.com), W [www.nareit.com](http://www.nareit.com)

**Graph 39: Long Term Technical Analysis \*\*\***

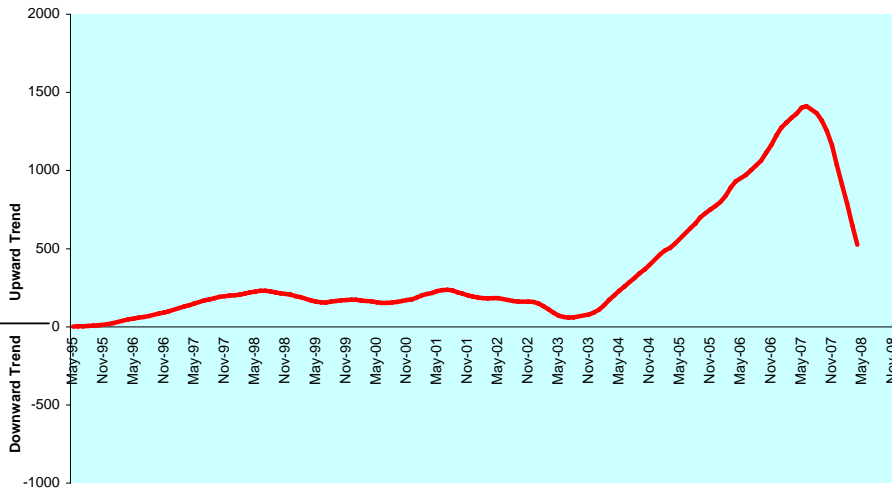


\*\*\* A disclaimer applies to this graph. Please refer to pages 96 and 97.

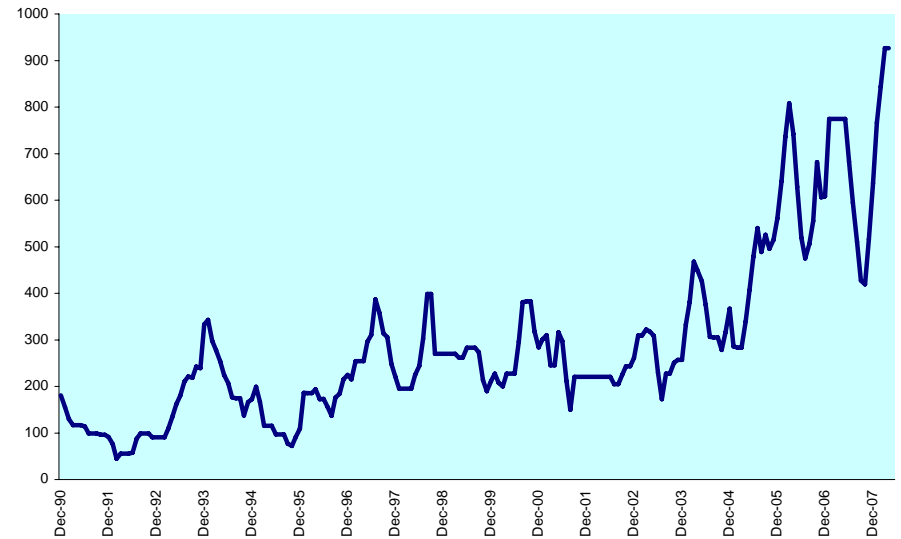
**Graph 40: 1Y Retracement Levels**



**Graph 41: Moving Averages: 5 Year vs. 1 Year Oscillator**



**Graph 42: Average True Range (Index Points)**

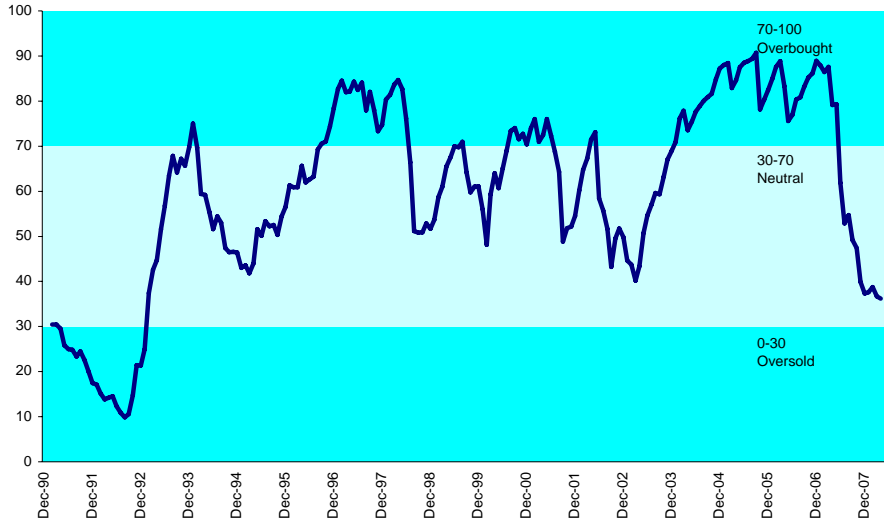


DATE: APRIL 2008 CONTACT DETAILS:

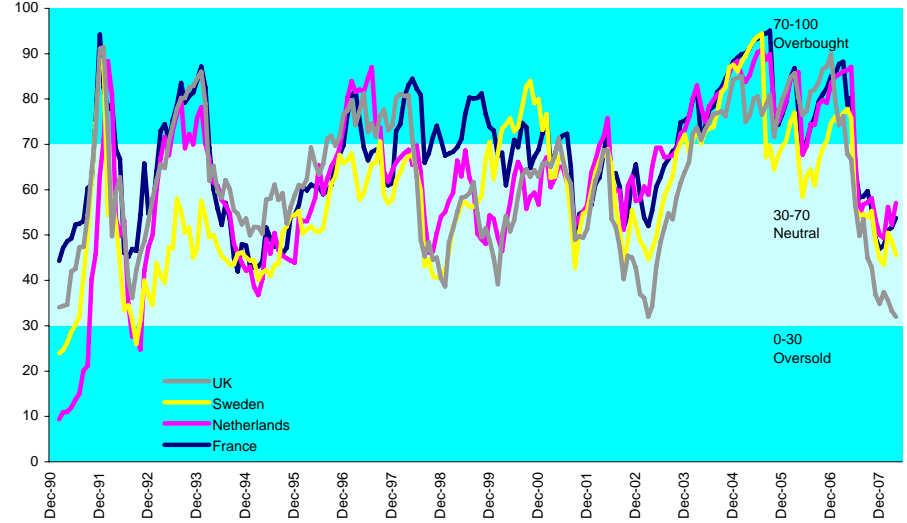
EPRA: Schiphol Boulevard 283, 1118 BH Schiphol Airport, The Netherlands, T +31 20 405 3830, F +31 20 405 3840, E info@epra.com, W www.epra.com  
 NAREIT: 1875 Eye Street, N.W., Suite 600, Washington D.C. 20006, USA, T +1 202 739 9400, F +1 202 739 9401, E info@nareit.com, W www.nareit.com



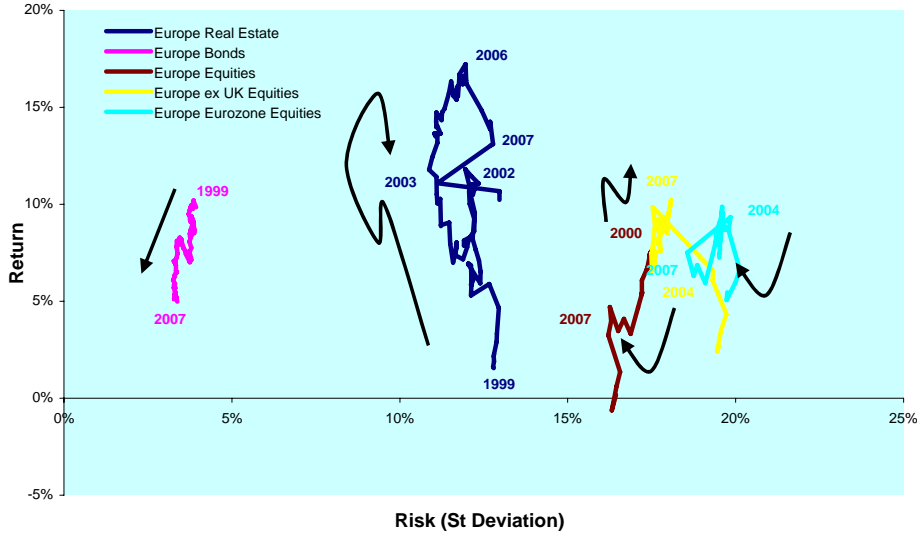
**Graph 43: Relative Strength Indicator**



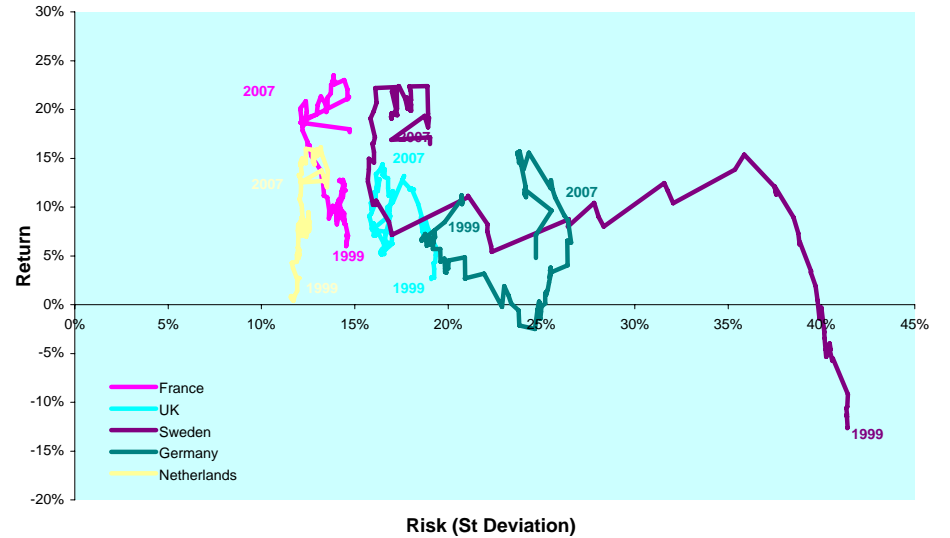
**Graph 44: Relative Strength Indicator - Europe Countries**



**Graph 45: Rolling 10 Years Risk/Return Profiles**



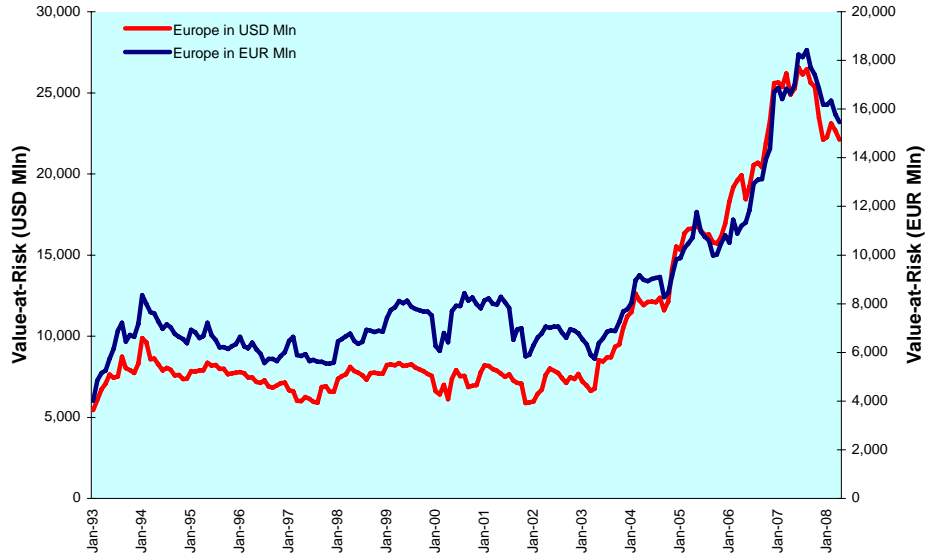
**Graph 46: Rolling 10 Years Risk/Return Profiles - Europe Countries**



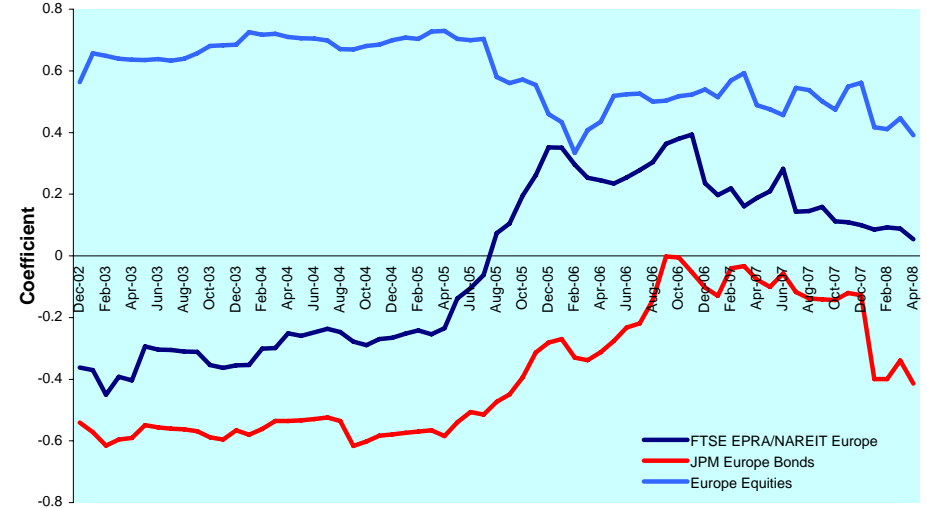
DATE: APRIL 2008 CONTACT DETAILS:

EPRA: Schiphol Boulevard 283, 1118 BH Schiphol Airport, The Netherlands, T +31 20 405 3830, F +31 20 405 3840, E info@epra.com, W www.epra.com  
 NAREIT: 1875 Eye Street, N.W., Suite 600, Washington D.C. 20006, USA, T +1 202 739 9400, F +1 202 739 9401, E info@nareit.com, W www.nareit.com

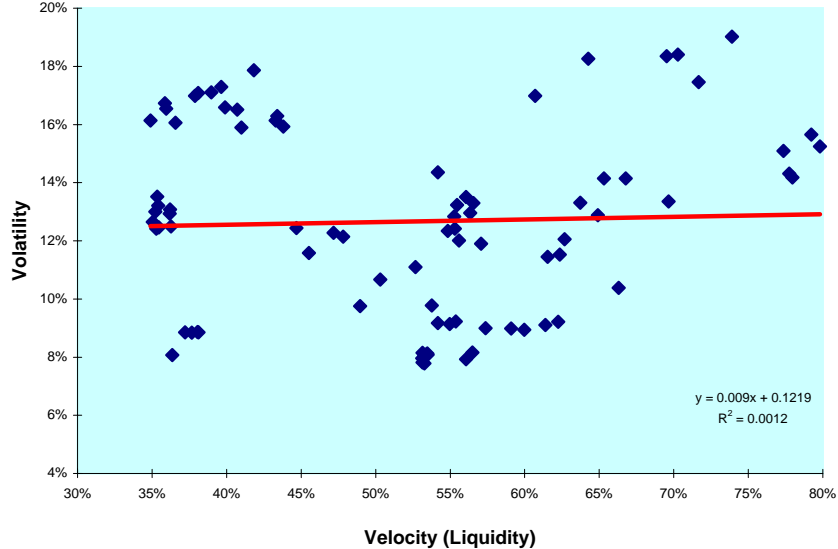
**Graph 47: Equally Weighted Value-at-Risk**



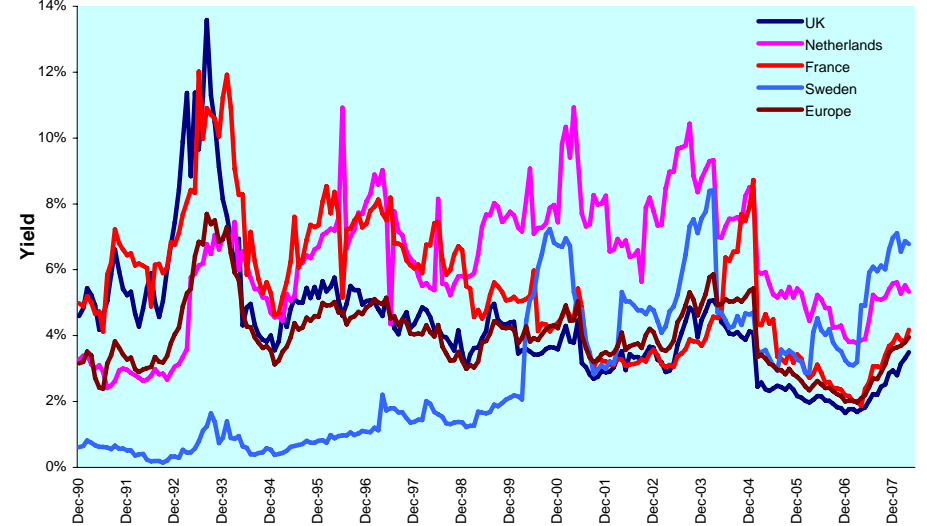
**Graph 48: Asset Classes Correlations**



**Graph 49: 36 Months Velocity v Volatility**



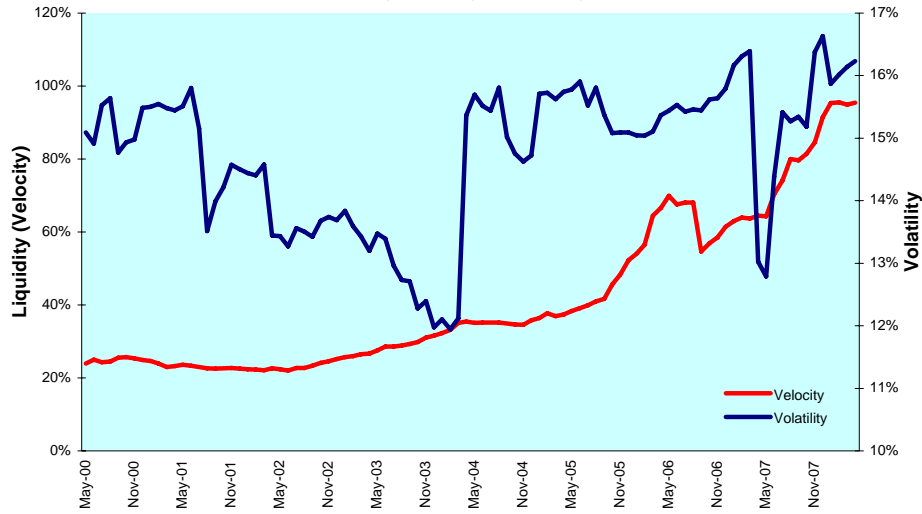
**Graph 50: 12 Months Dividend Yields (Local Currency)**



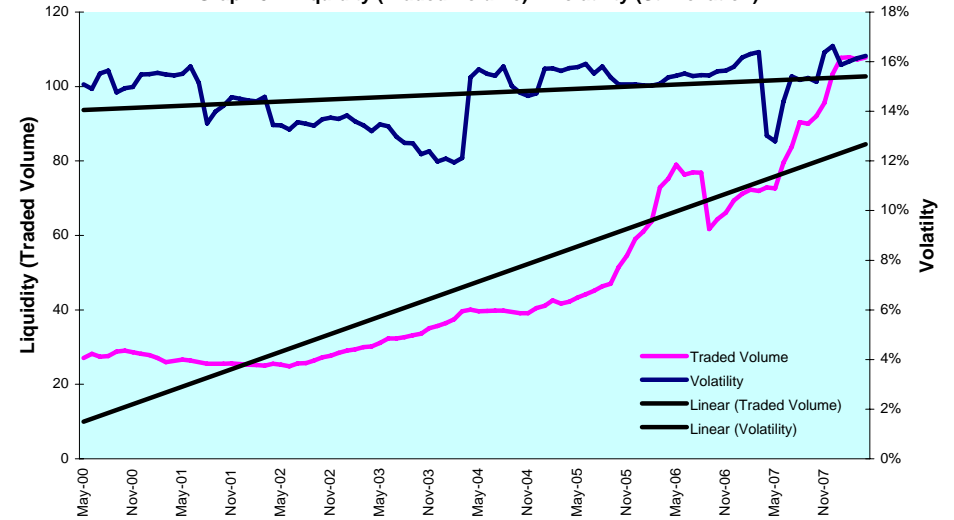
DATE: APRIL 2008 CONTACT DETAILS:

EPRA: Schiphol Boulevard 283, 1118 BH Schiphol Airport, The Netherlands, T +31 20 405 3830, F +31 20 405 3840, E info@epra.com, W www.epra.com  
 NAREIT: 1875 Eye Street, N.W., Suite 600, Washington D.C. 20006, USA, T +1 202 739 9400, F +1 202 739 9401, E info@nareit.com, W www.nareit.com

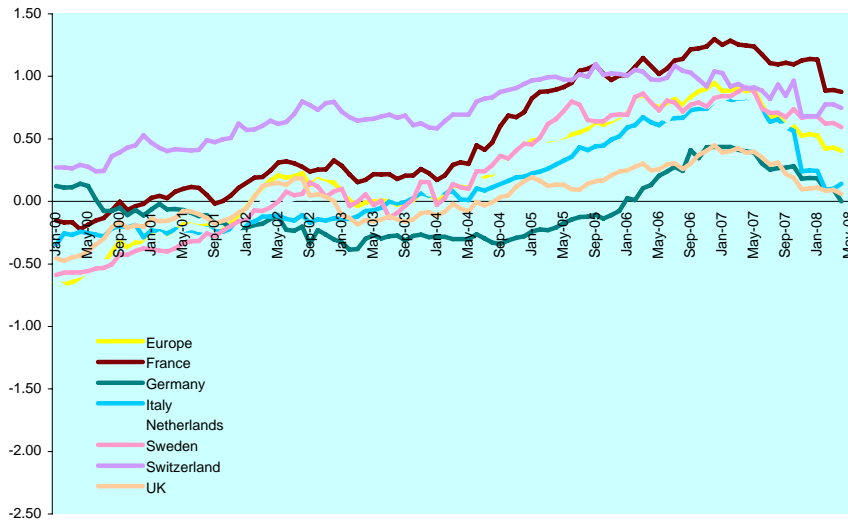
**Graph 51: Liquidity (Velocity) v Volatility (St. Deviation)**



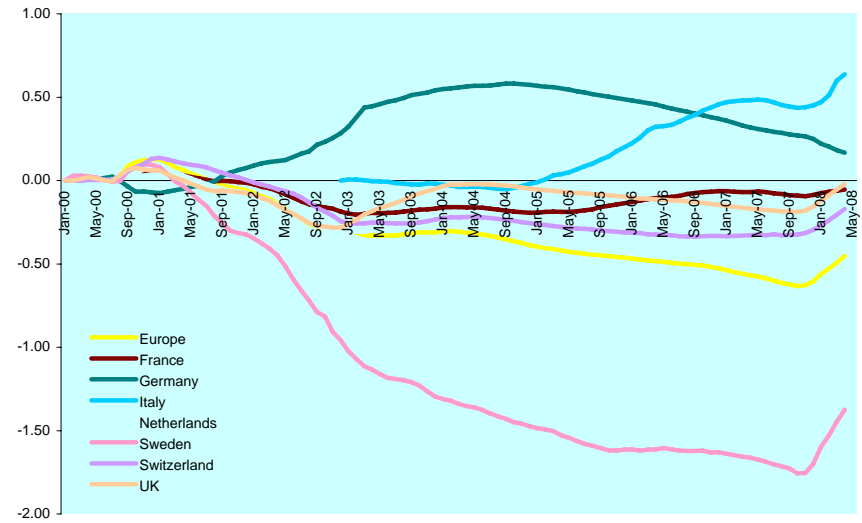
**Graph 52: Liquidity (Traded Volume) v Volatility (St. Deviation)**



**Graph 53: Sharpe Ratio**



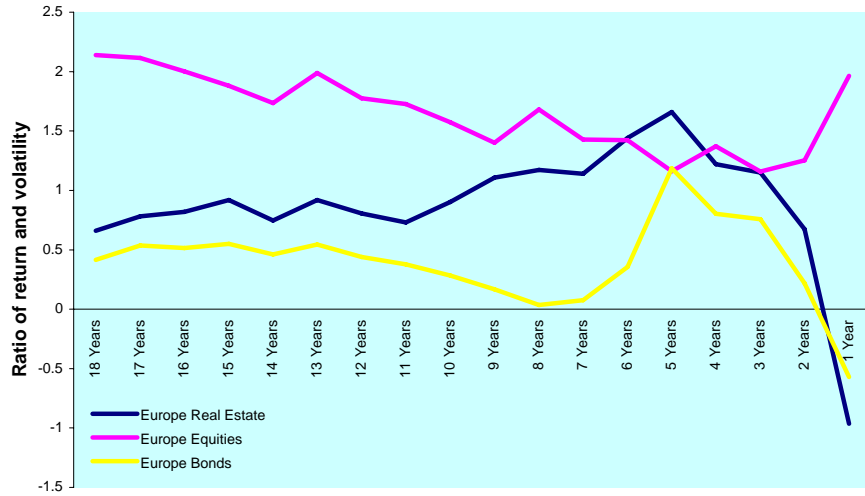
**Graph 54: Long Term Beta Coefficient**



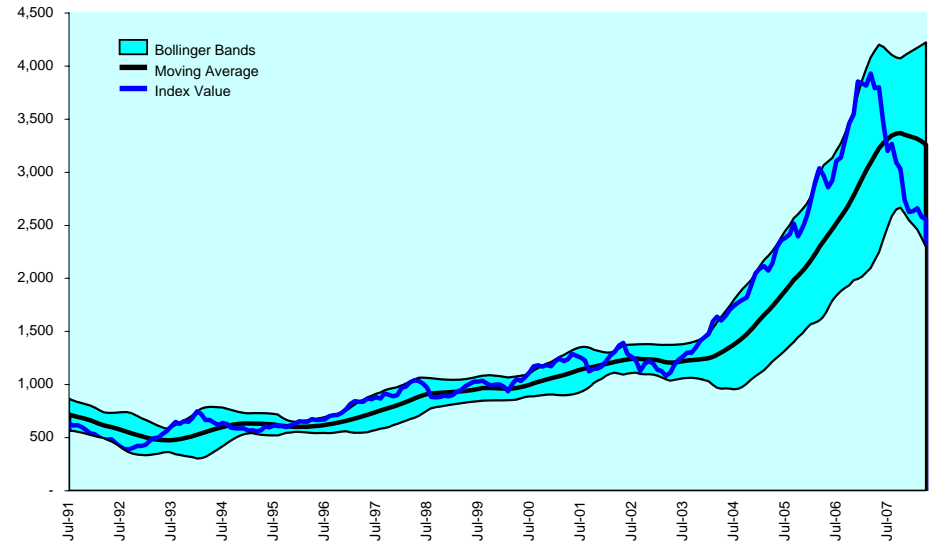
DATE: APRIL 2008 CONTACT DETAILS:

EPR: Schiphol Boulevard 283, 1118 BH Schiphol Airport, The Netherlands, T +31 20 405 3830, F +31 20 405 3840, E info@epa.com, W www.epa.com  
 NAREIT: 1875 Eye Street, N.W., Suite 600, Washington D.C. 20006, USA, T +1 202 739 9400, F +1 202 739 9401, E info@nareit.com, W www.nareit.com

**Graph 55: Investment Horizons**



**Graph 56: 20-Month Bollinger Bands**



DATE: APRIL 2008 CONTACT DETAILS:

EPRA: Schiphol Boulevard 283, 1118 BH Schiphol Airport, The Netherlands, T +31 20 405 3830, F +31 20 405 3840, E info@epra.com, W www.epra.com  
 NAREIT: 1875 Eye Street, N.W., Suite 600, Washington D.C. 20006, USA, T +1 202 739 9400, F +1 202 739 9401, E info@nareit.com, W www.nareit.com

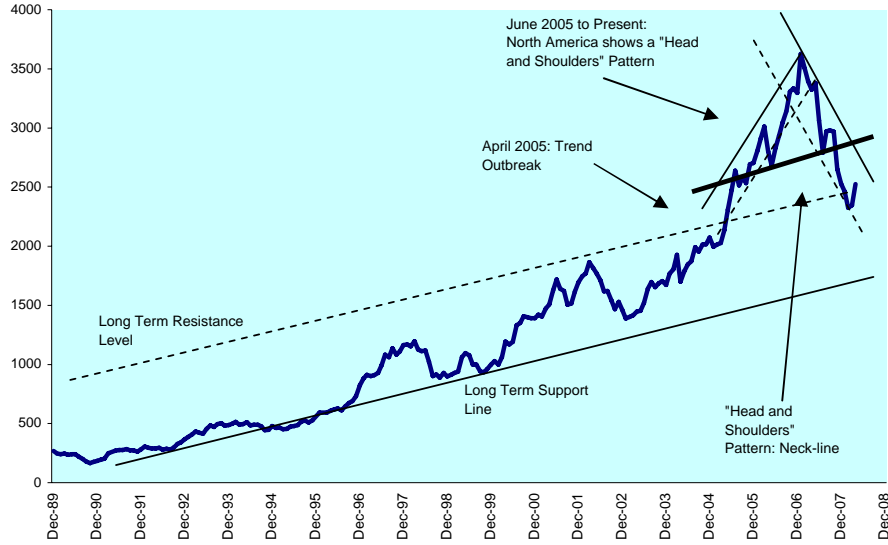
## Section 4

### North America

DATE: APRIL 2008 CONTACT DETAILS:

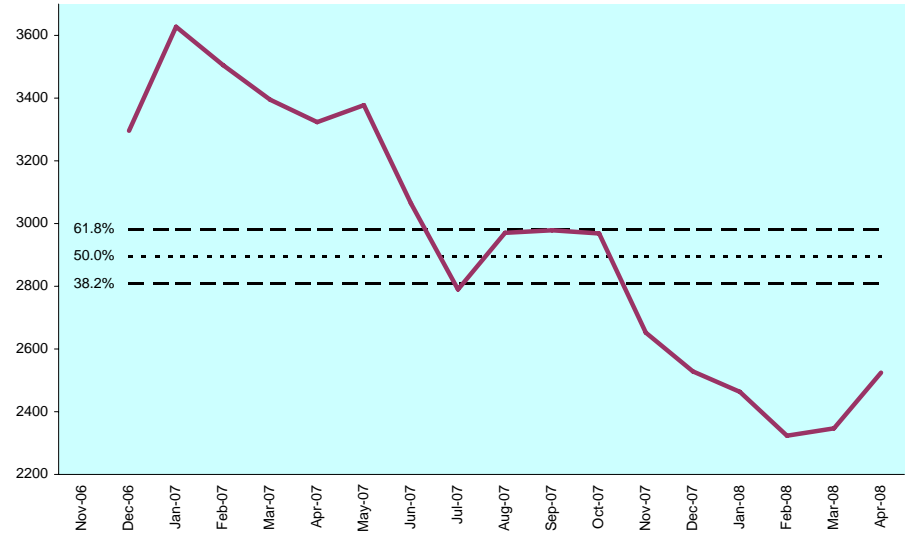
EPRA: Schiphol Boulevard 283, 1118 BH Schiphol Airport, The Netherlands, T +31 20 405 3830, F +31 20 405 3840, E [info@epra.com](mailto:info@epra.com), W [www.epra.com](http://www.epra.com)  
NAREIT: 1875 Eye Street, N.W., Suite 600, Washington D.C. 20006, USA, T +1 202 739 9400, F + 1 202 739 9401, E [info@nareit.com](mailto:info@nareit.com), W [www.nareit.com](http://www.nareit.com)

**Graph 57: Long Term Technical Analysis**

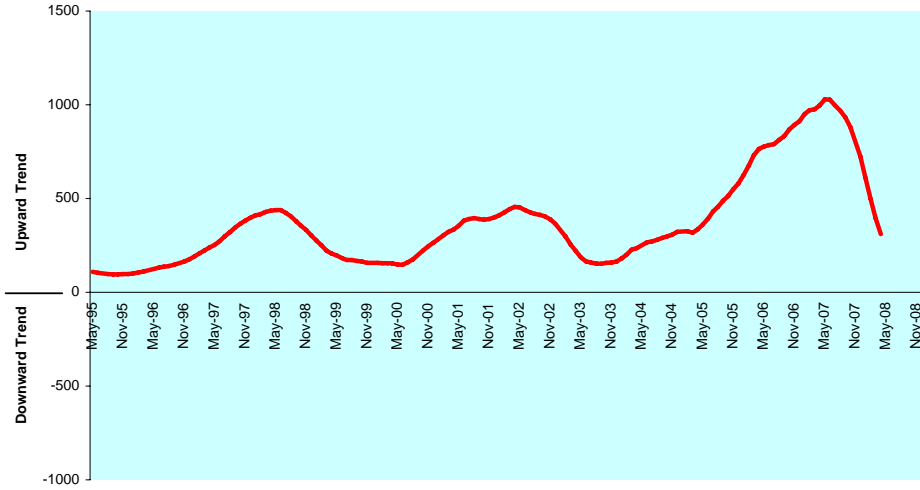


\*\*\* A disclaimer applies to this graph. Please refer to pages 96 and 97.

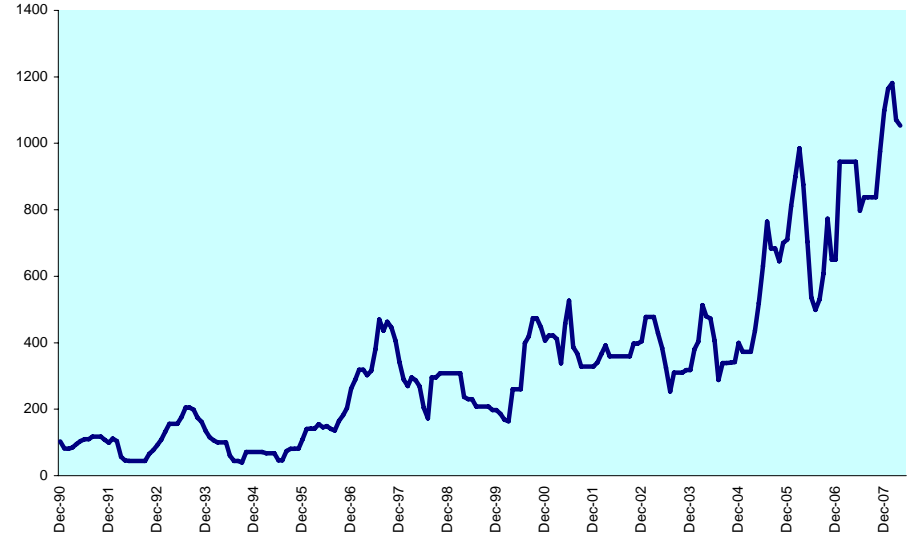
**Graph 58: 1Y Retracement Levels**



**Graph 59: Moving Averages: 5 Year vs. 1 Year Oscillator**



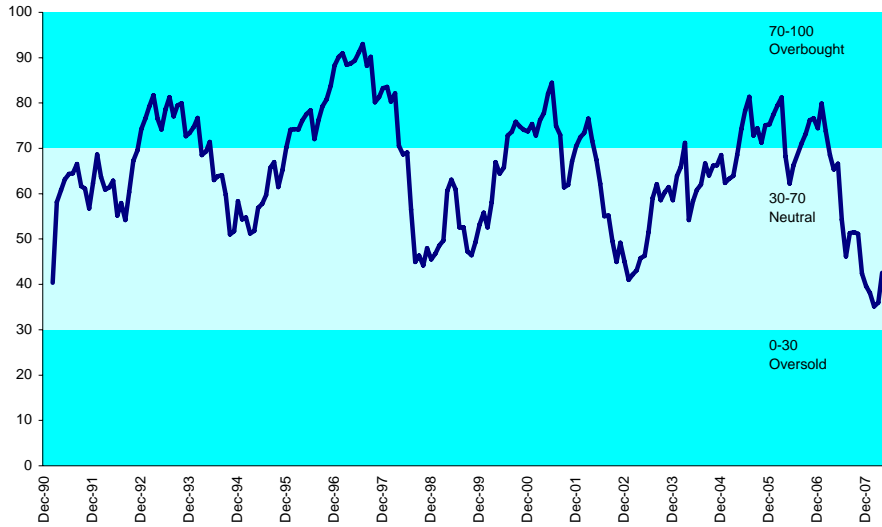
**Graph 60: Average True Range (Index Points)**



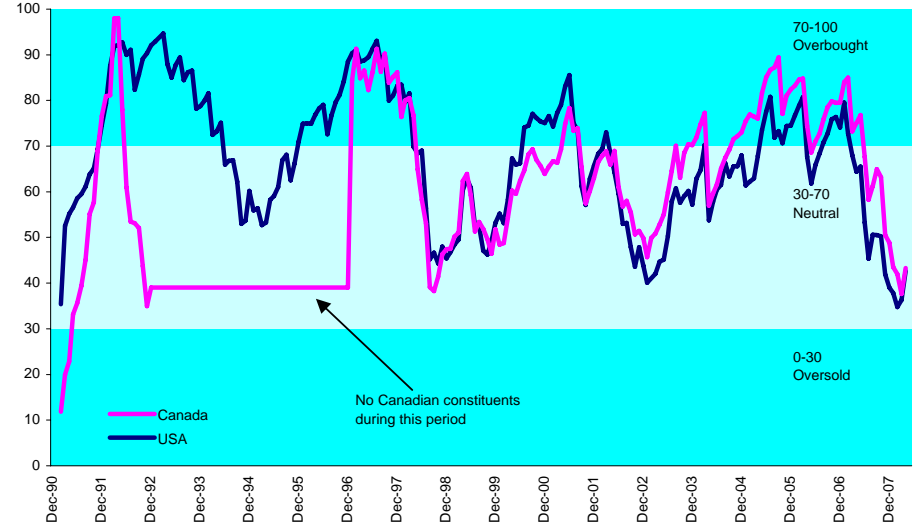
DATE: APRIL 2008 CONTACT DETAILS:

EPRA: Schiphol Boulevard 283, 1118 BH Schiphol Airport, The Netherlands, T +31 20 405 3830, F +31 20 405 3840, E info@epra.com, W www.epra.com  
 NAREIT: 1875 Eye Street, N.W., Suite 600, Washington D.C. 20006, USA, T +1 202 739 9400, F +1 202 739 9401, E info@nareit.com, W www.nareit.com

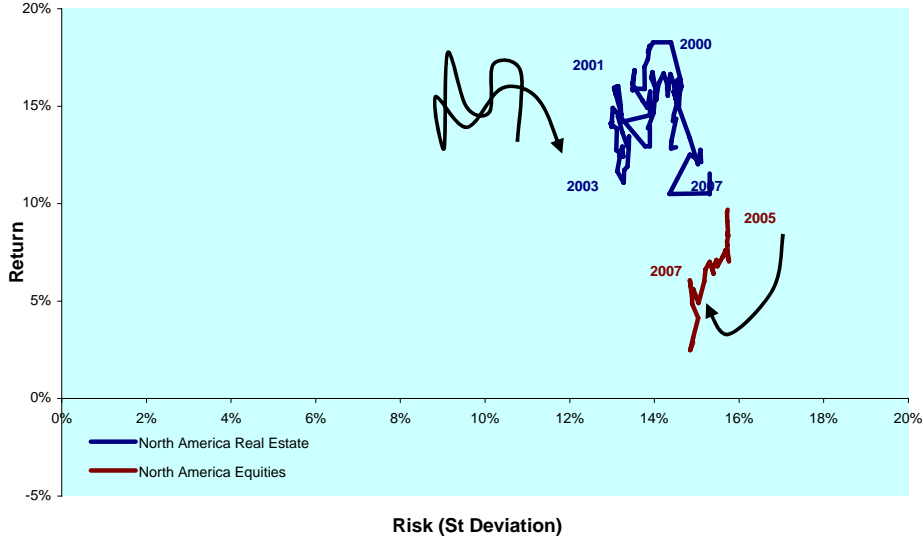
**Graph 61: Relative Strength Indicator**



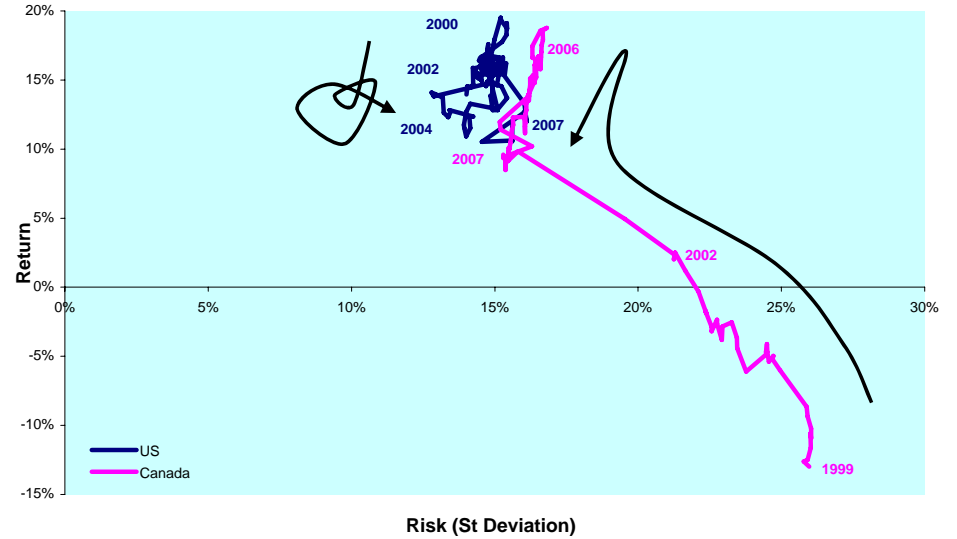
**Graph 62: Relative Strength Indicator - North America Countries**



**Graph 63: Rolling 10 Years Risk/Return Profiles**



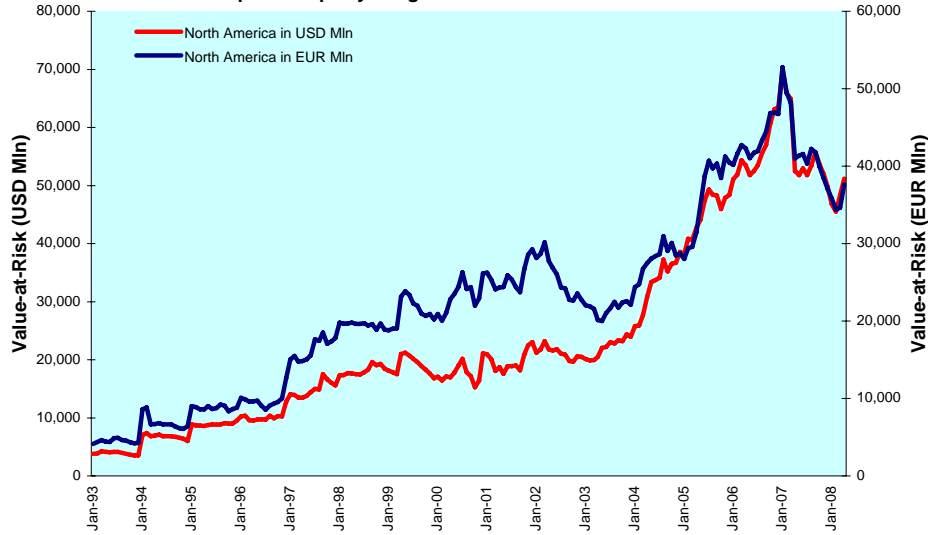
**Graph 64: Rolling 10 Years Risk/Return Profiles**



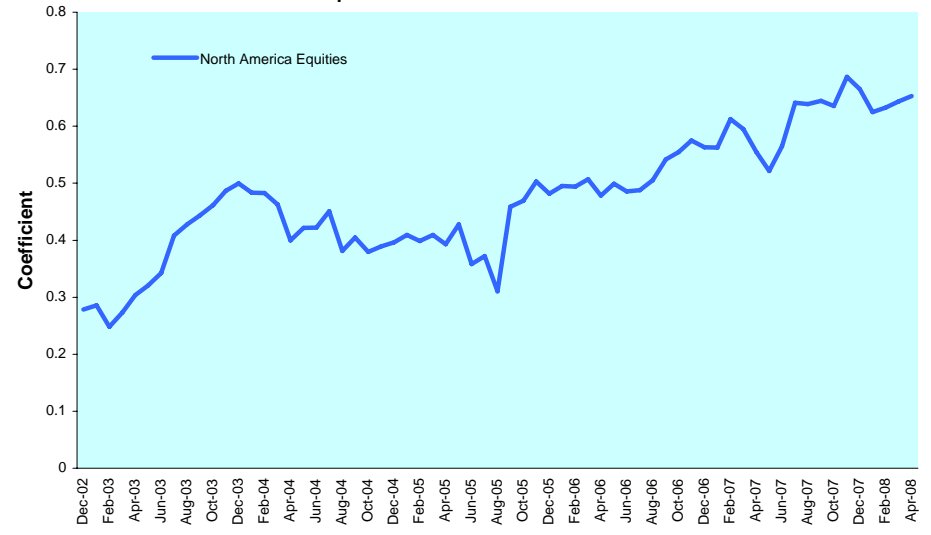
DATE: APRIL 2008 CONTACT DETAILS:

EPRA: Schiphol Boulevard 283, 1118 BH Schiphol Airport, The Netherlands, T +31 20 405 3830, F +31 20 405 3840, E info@epra.com, W www.epra.com  
 NAREIT: 1875 Eye Street, N.W., Suite 600, Washington D.C. 20006, USA, T +1 202 739 9400, F +1 202 739 9401, E info@nareit.com, W www.nareit.com

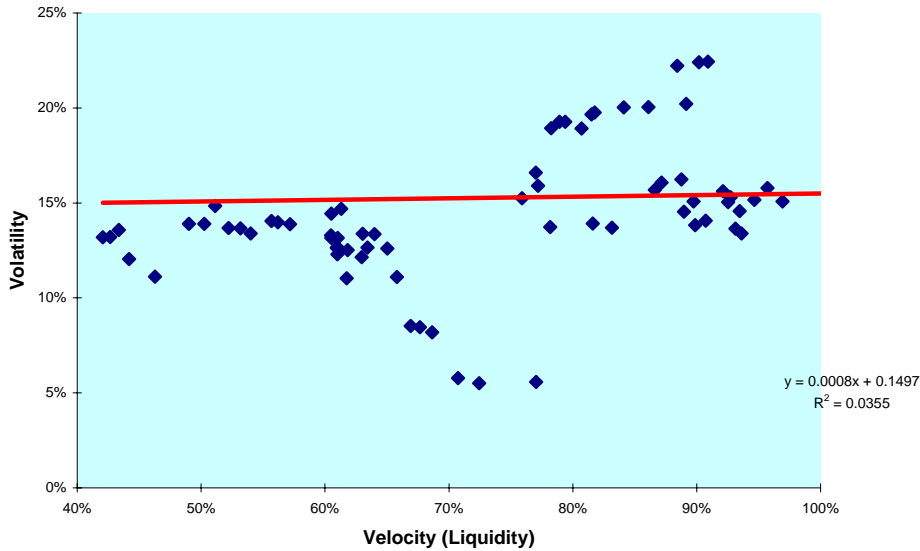
**Graph 65: Equally Weighted Value-at-Risk - North America**



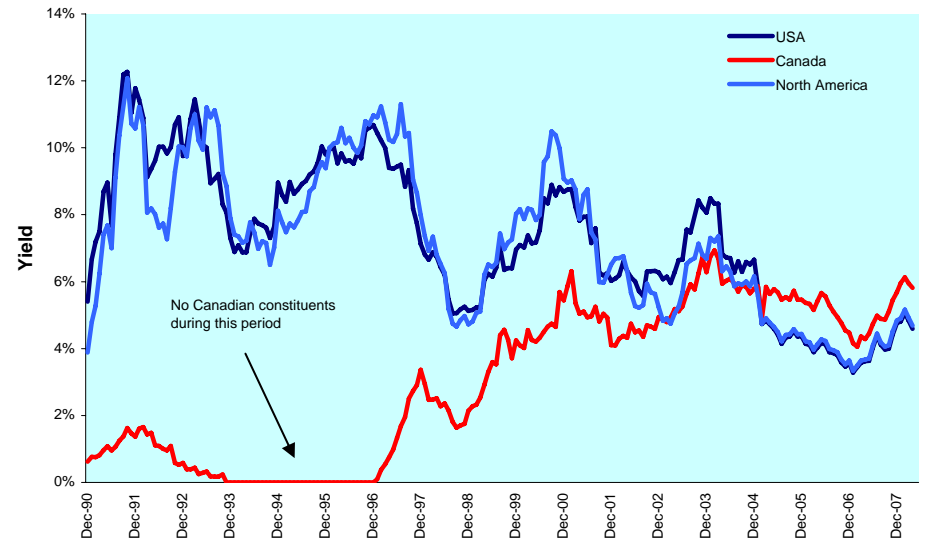
**Graph 66: Asset Classes Correlations**



**Graph 67: 36 Months Velocity v Volatility**



**Graph 68: 12 Months Dividend Yields (Local Currency)**

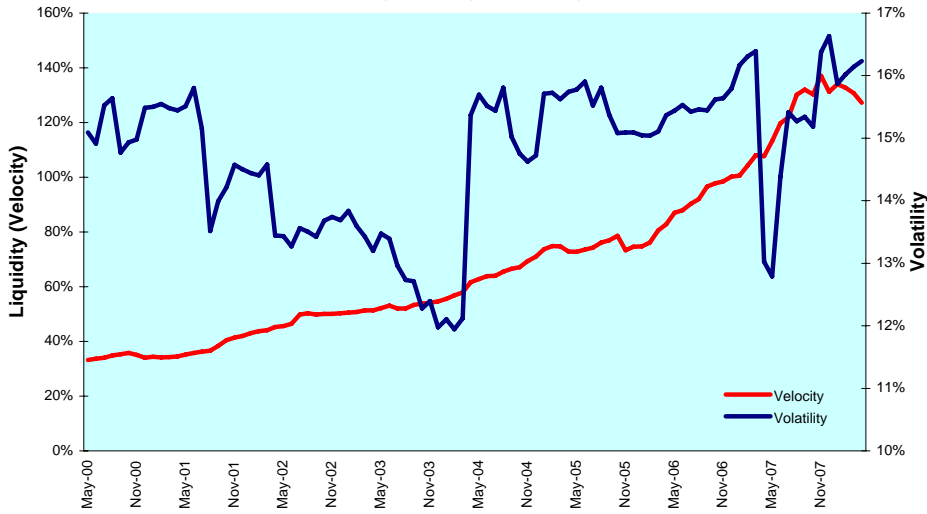


DATE: APRIL 2008 CONTACT DETAILS:

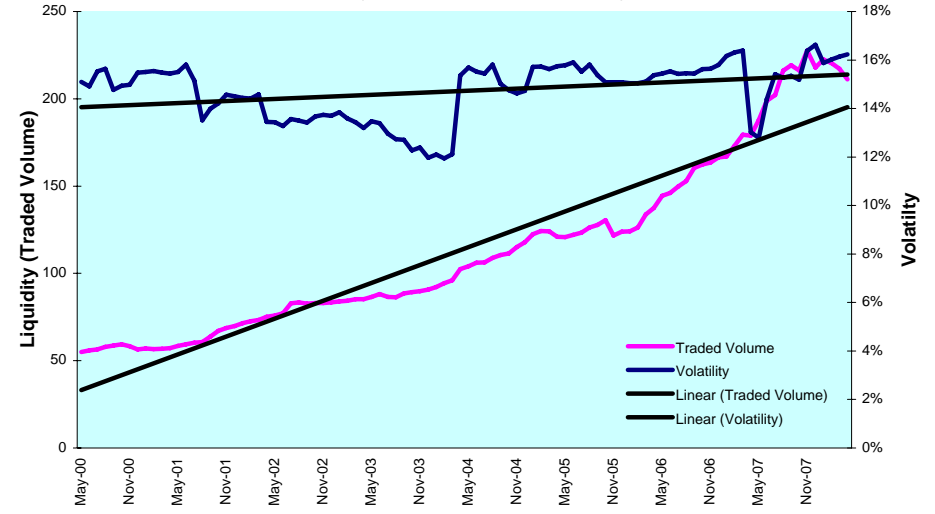
EPRA: Schiphol Boulevard 283, 1118 BH Schiphol Airport, The Netherlands, T +31 20 405 3830, F +31 20 405 3840, E info@epra.com, W www.epra.com  
 NAREIT: 1875 Eye Street, N.W., Suite 600, Washington D.C. 20006, USA, T +1 202 739 9400, F + 1 202 739 9401, E info@nareit.com, W www.nareit.com



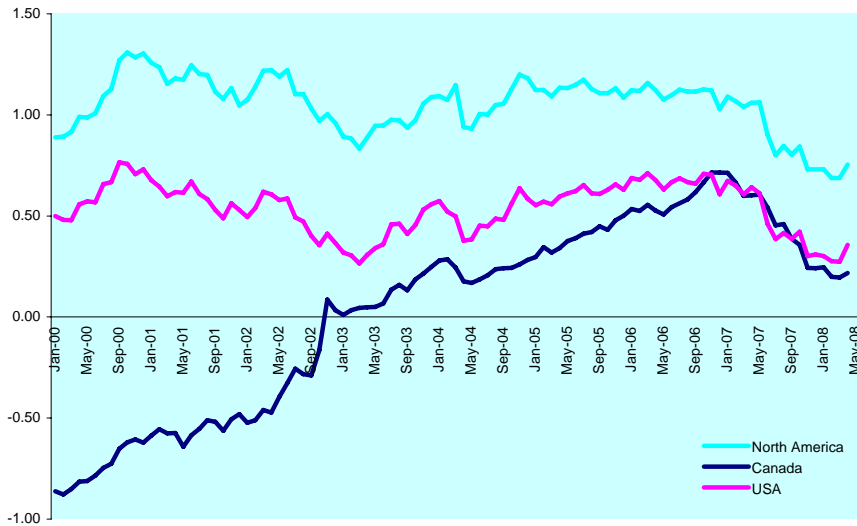
**Graph 69: Liquidity (Velocity) v Volatility (St. Deviation)**



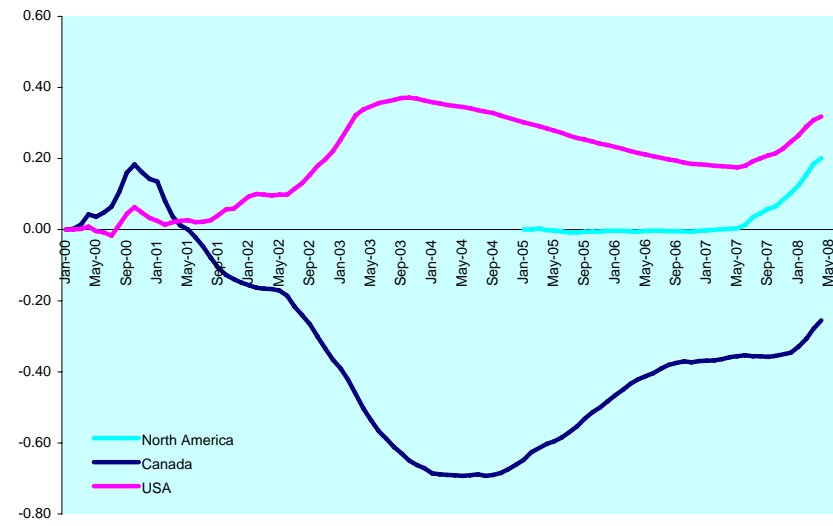
**Graph 70: Liquidity (Traded Volume) v Volatility (St. Deviation)**



**Graph 71: Sharpe Ratio**



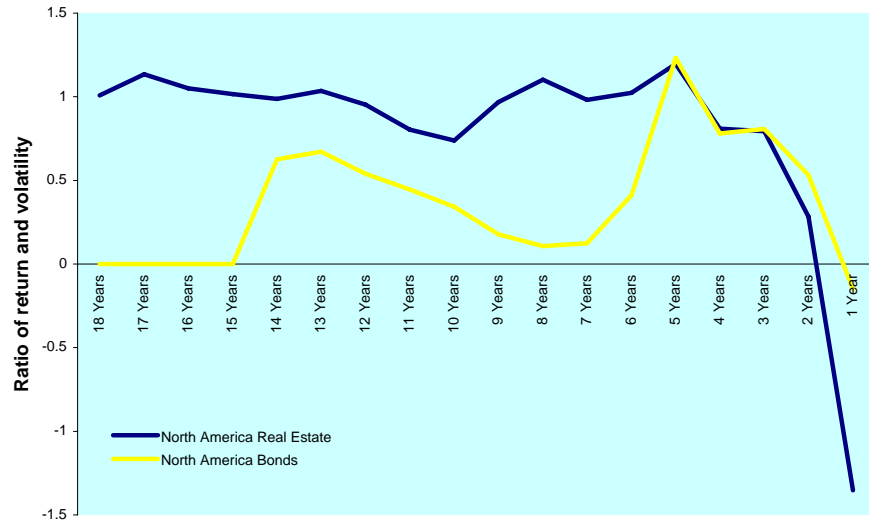
**Graph 72: Long Term Beta Coefficient**



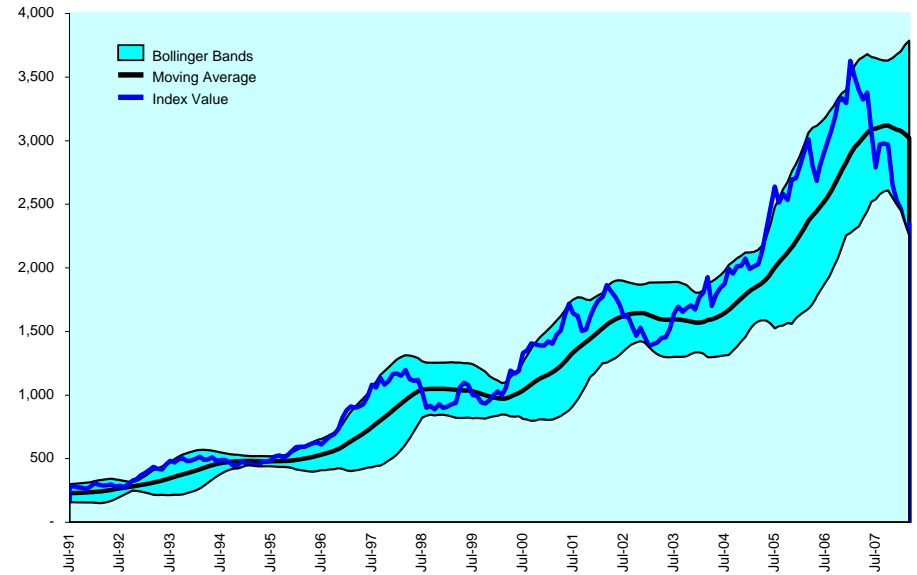
DATE: APRIL 2008 CONTACT DETAILS:

EPR: Schiphol Boulevard 283, 1118 BH Schiphol Airport, The Netherlands, T +31 20 405 3830, F +31 20 405 3840, E info@epa.com, W www.epa.com  
 NAREIT: 1875 Eye Street, N.W., Suite 600, Washington D.C. 20006, USA, T +1 202 739 9400, F +1 202 739 9401, E info@nareit.com, W www.nareit.com

**Graph 73: Investment Horizons**



**Graph 74: 20-Month Bollinger Bands**



DATE: APRIL 2008 CONTACT DETAILS:

EPRA: Schiphol Boulevard 283, 1118 BH Schiphol Airport, The Netherlands, T +31 20 405 3830, F +31 20 405 3840, E info@epra.com, W www.epra.com  
 NAREIT: 1875 Eye Street, N.W., Suite 600, Washington D.C. 20006, USA, T +1 202 739 9400, F + 1 202 739 9401, E info@nareit.com, W www.nareit.com

## Section 5

### Individual Countries \*

\* This section contains selected country graphs. Other graphs and graphs for other countries are available upon request.

DATE: APRIL 2008 CONTACT DETAILS:

EPRA: Schiphol Boulevard 283, 1118 BH Schiphol Airport, The Netherlands, T +31 20 405 3830, F +31 20 405 3840, E info@epra.com, W www.epra.com  
NAREIT: 1875 Eye Street, N.W., Suite 600, Washington D.C. 20006, USA, T +1 202 739 9400, F + 1 202 739 9401, E info@nareit.com, W www.nareit.com

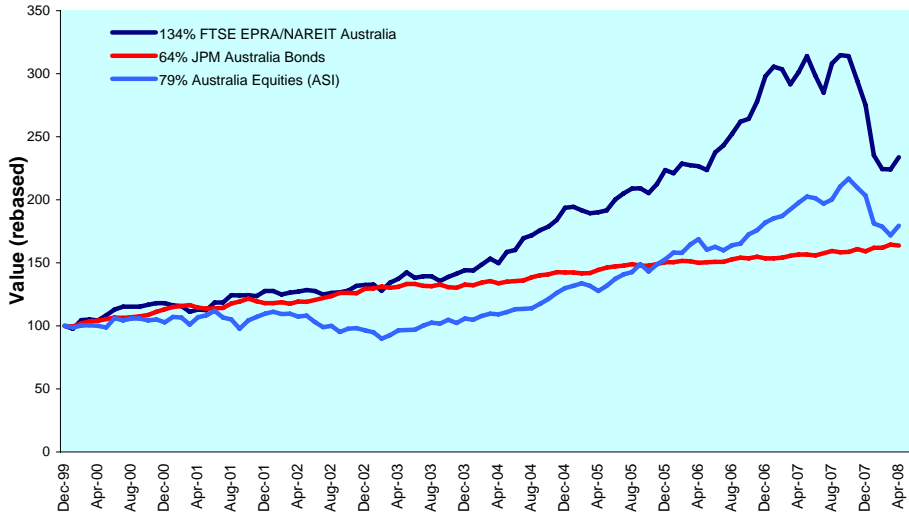
## Section 5.1

### Australia

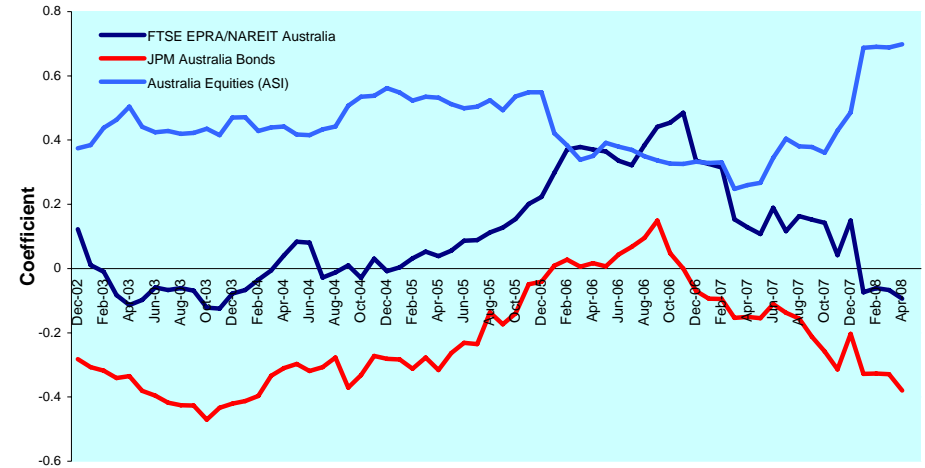
DATE: APRIL 2008 CONTACT DETAILS:

EPRA: Schiphol Boulevard 283, 1118 BH Schiphol Airport, The Netherlands, T +31 20 405 3830, F +31 20 405 3840, E info@epra.com, W www.epra.com  
NAREIT: 1875 Eye Street, N.W., Suite 600, Washington D.C. 20006, USA, T +1 202 739 9400, F + 1 202 739 9401, E info@nareit.com, W www.nareit.com

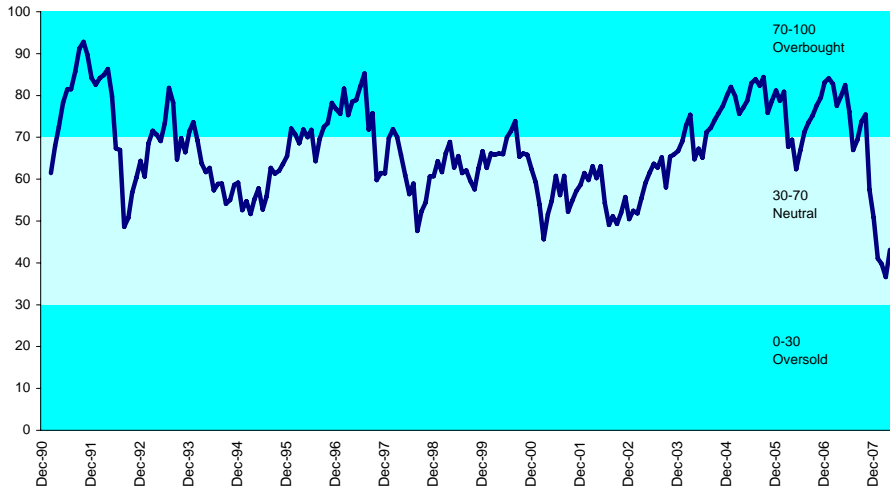
**Graph 75: Bonds, Equities & Real Estate**



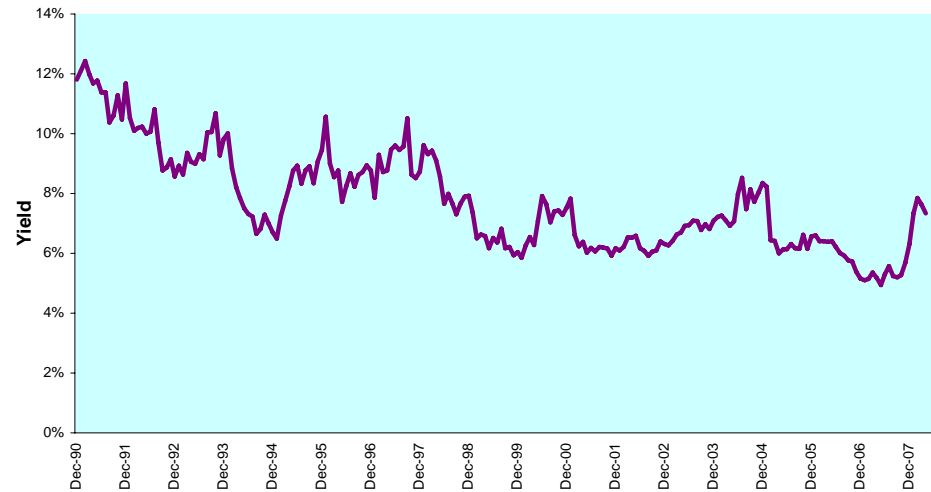
**Graph 76: Asset Classes Correlations**



**Graph 77: Relative Strength Indicator**



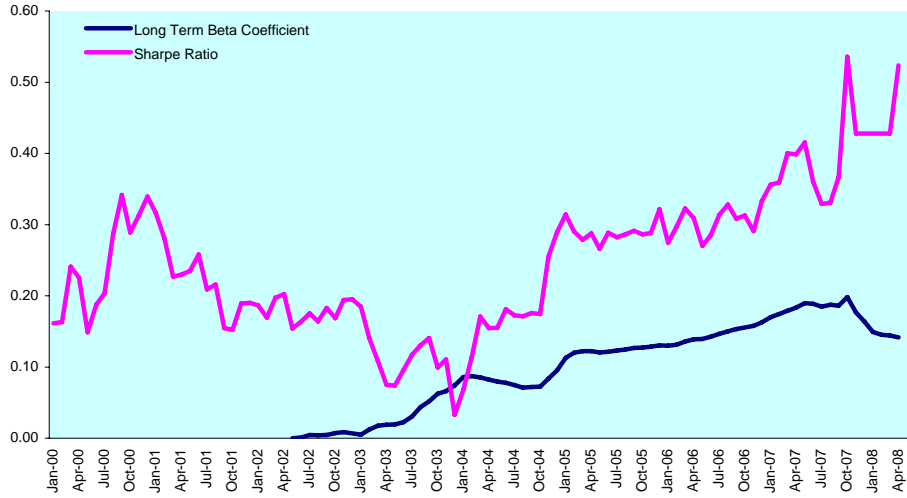
**Graph 78: 12 Month Dividend Yields**



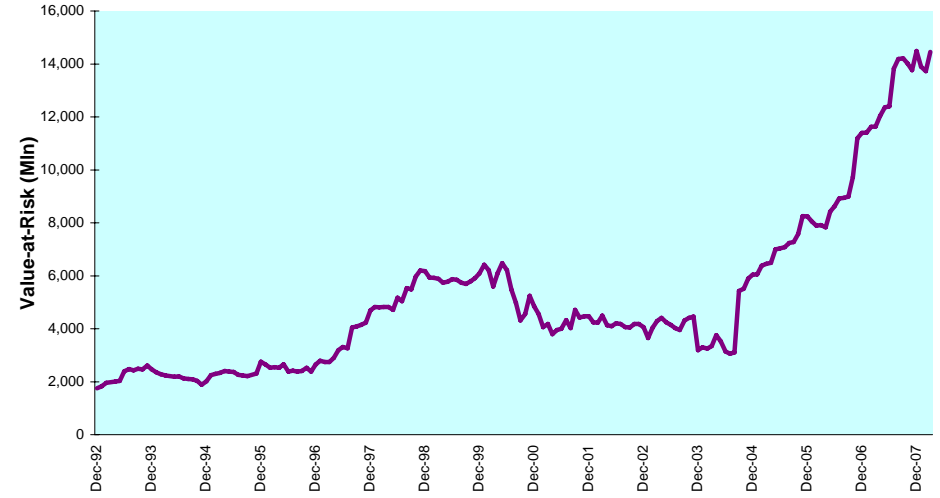
DATE: APRIL 2008 CONTACT DETAILS:

EPRA: Schiphol Boulevard 283, 1118 BH Schiphol Airport, The Netherlands, T +31 20 405 3830, F +31 20 405 3840, E info@epra.com, W www.epra.com  
 NAREIT: 1875 Eye Street, N.W., Suite 600, Washington D.C. 20006, USA, T +1 202 739 9400, F +1 202 739 9401, E info@nareit.com, W www.nareit.com

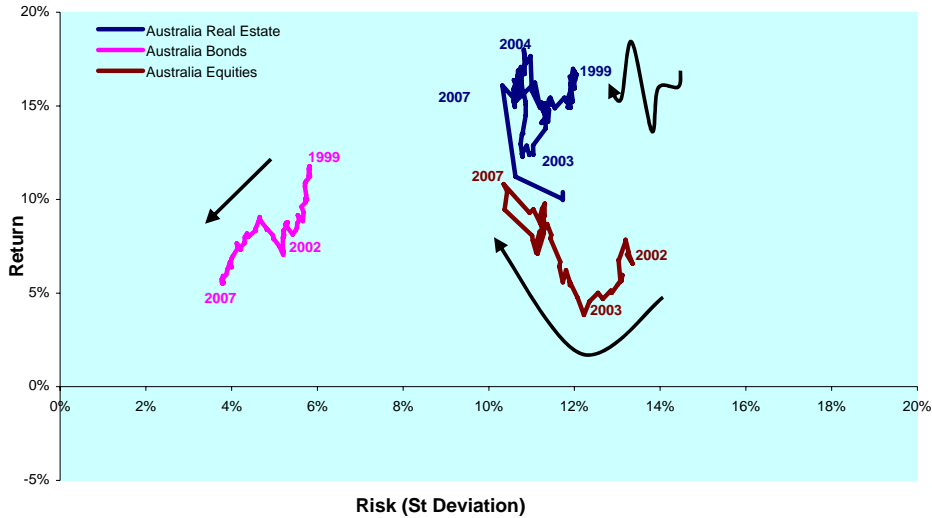
**Graph 79: Long Term Beta Coefficient and Sharpe Ratio**



**Graph 80: Equally Weighted Value-at-Risk**



**Graph 81: Rolling 10 Years Risk/Return Profiles**



DATE: APRIL 2008 CONTACT DETAILS:

EPRA: Schiphol Boulevard 283, 1118 BH Schiphol Airport, The Netherlands, T +31 20 405 3830, F +31 20 405 3840, E info@epra.com, W www.epra.com  
 NAREIT: 1875 Eye Street, N.W., Suite 600, Washington D.C. 20006, USA, T + 1 202 739 9400, F + 1 202 739 9401, E info@nareit.com, W www.nareit.com

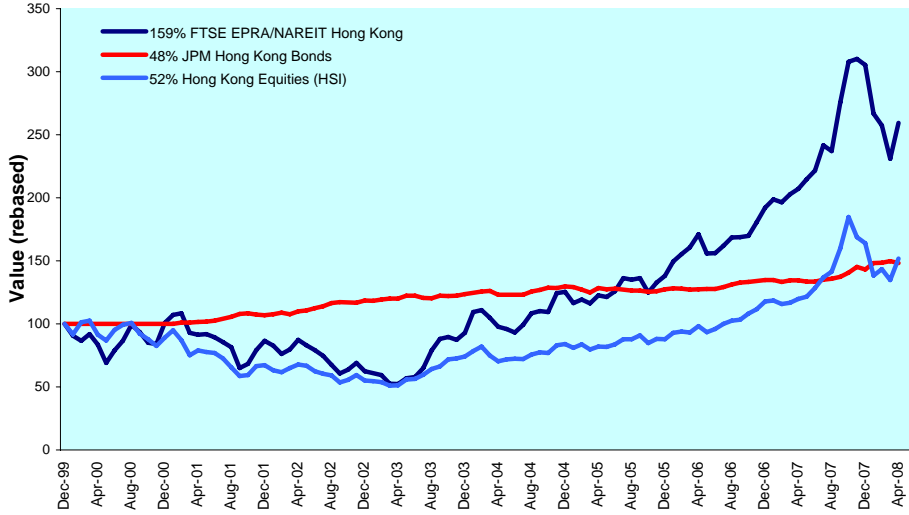
## Section 5.2

### Hong Kong

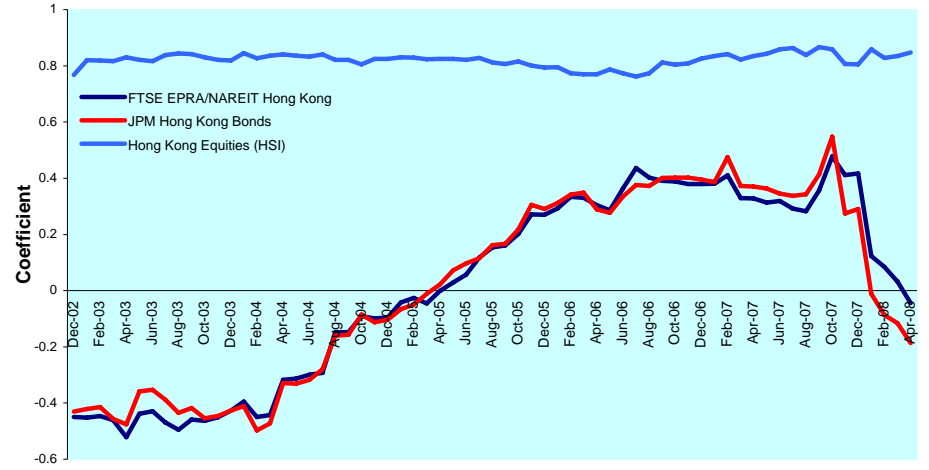
DATE: APRIL 2008 CONTACT DETAILS:

EPRA: Schiphol Boulevard 283, 1118 BH Schiphol Airport, The Netherlands, T +31 20 405 3830, F +31 20 405 3840, E [info@epra.com](mailto:info@epra.com), W [www.epra.com](http://www.epra.com)  
NAREIT: 1875 Eye Street, N.W., Suite 600, Washington D.C. 20006, USA, T +1 202 739 9400, F + 1 202 739 9401, E [info@nareit.com](mailto:info@nareit.com), W [www.nareit.com](http://www.nareit.com)

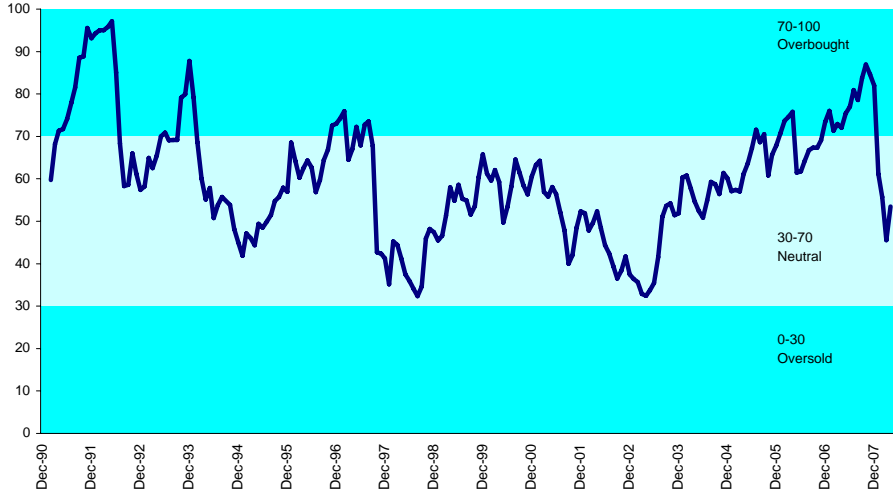
**Graph 82: Bonds, Equities & Real Estate**



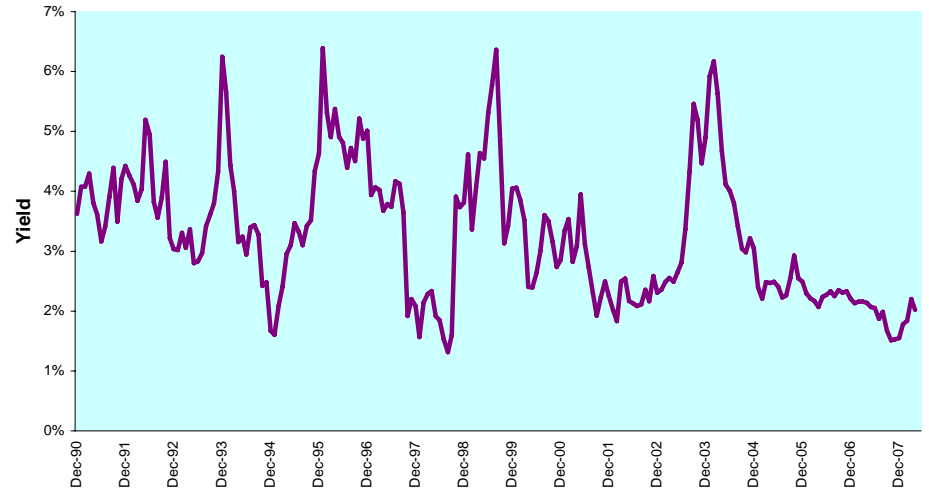
**Graph 83: Asset Classes Correlations**



**Graph 84: Relative Strength Indicator**



**Graph 85: 12 Month Dividend Yields**

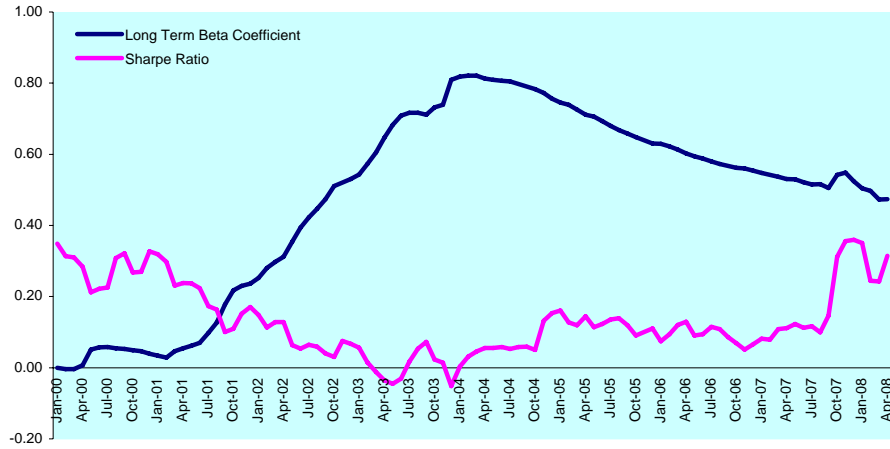


DATE: APRIL 2008 CONTACT DETAILS:

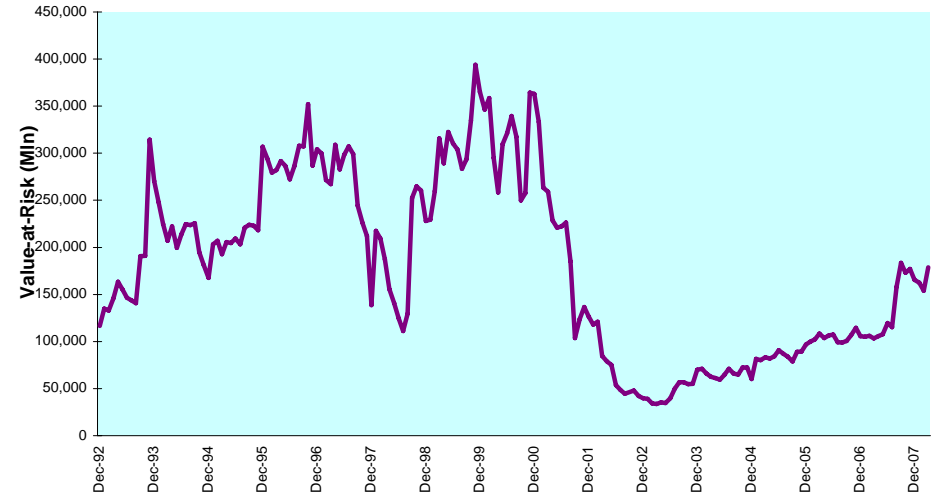
EPRA: Schiphol Boulevard 283, 1118 BH Schiphol Airport, The Netherlands, T +31 20 405 3830, F +31 20 405 3840, E info@epra.com, W www.epra.com  
 NAREIT: 1875 Eye Street, N.W., Suite 600, Washington D.C. 20006, USA, T +1 202 739 9400, F +1 202 739 9401, E info@nareit.com, W www.nareit.com



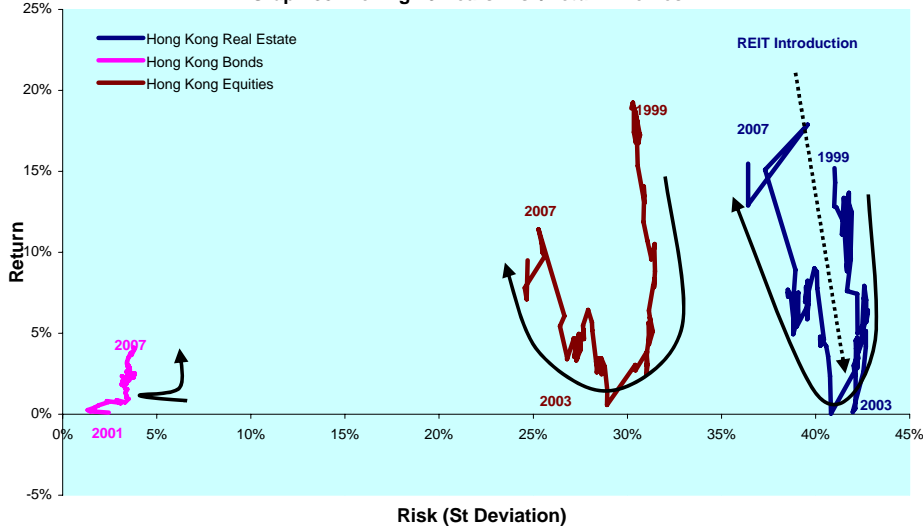
**Graph 86: Long Term Beta Coefficient and Sharpe Ratio**



**Graph 87: Equally Weighted Value-at-Risk**



**Graph 88: Rolling 10 Years Risk/Return Profiles**



DATE: APRIL 2008 CONTACT DETAILS:

EPRA: Schiphol Boulevard 283, 1118 BH Schiphol Airport, The Netherlands, T +31 20 405 3830, F +31 20 405 3840, E info@epra.com, W www.epra.com  
 NAREIT: 1875 Eye Street, N.W., Suite 600, Washington D.C. 20006, USA, T +1 202 739 9400, F + 1 202 739 9401, E info@nareit.com, W www.nareit.com

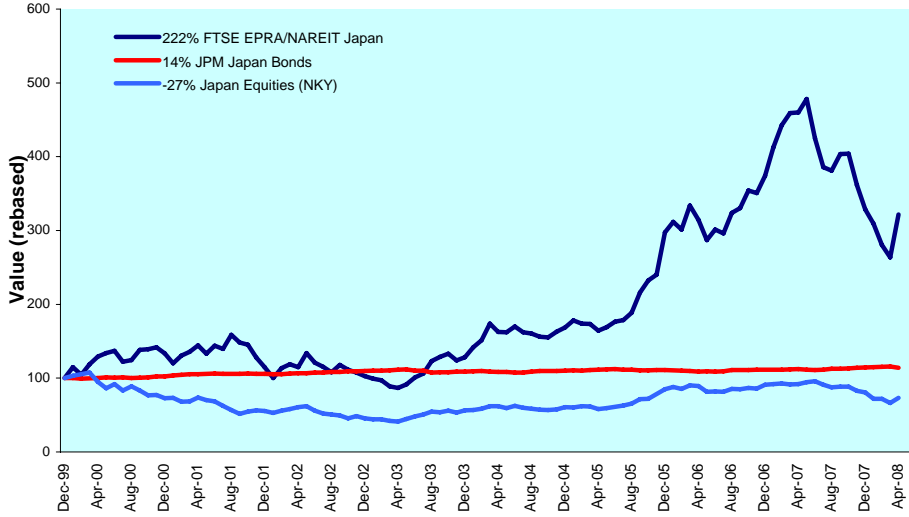
## Section 5.3

### Japan

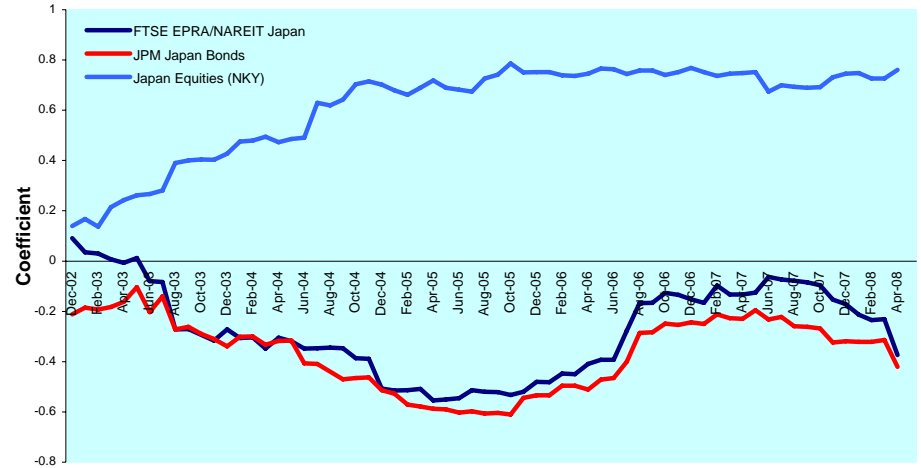
DATE: APRIL 2008 CONTACT DETAILS:

EPRA: Schiphol Boulevard 283, 1118 BH Schiphol Airport, The Netherlands, T +31 20 405 3830, F +31 20 405 3840, E [info@epra.com](mailto:info@epra.com), W [www.epra.com](http://www.epra.com)  
NAREIT: 1875 Eye Street, N.W., Suite 600, Washington D.C. 20006, USA, T +1 202 739 9400, F + 1 202 739 9401, E [info@nareit.com](mailto:info@nareit.com), W [www.nareit.com](http://www.nareit.com)

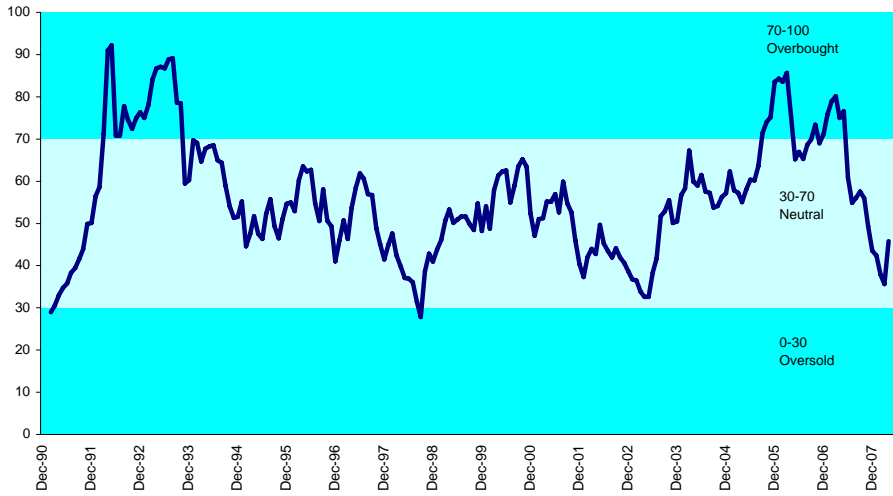
**Graph 89: Bonds, Equities & Real Estate**



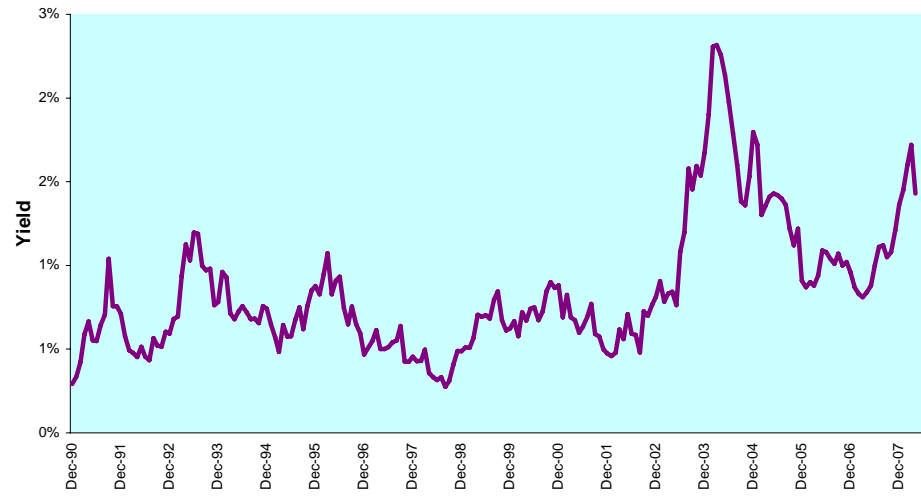
**Graph 90: Asset Classes Correlations**



**Graph 91: Relative Strength Indicator**



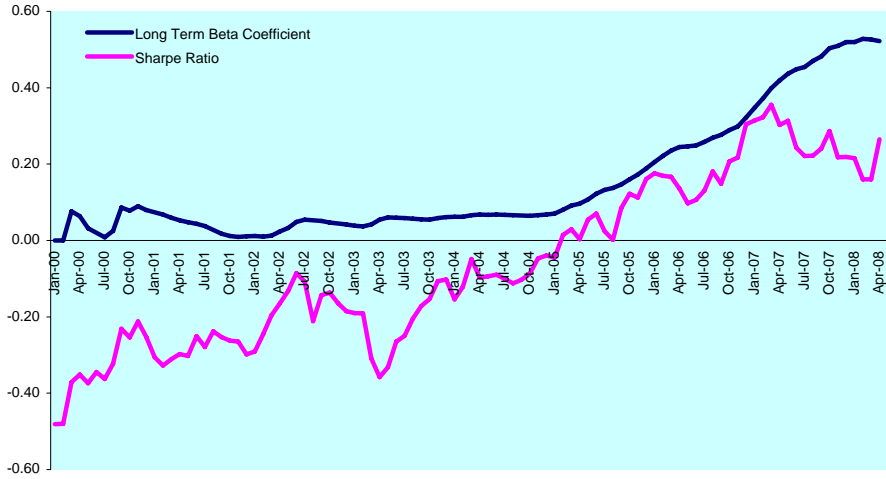
**Graph 92: 12 Month Dividend Yields**



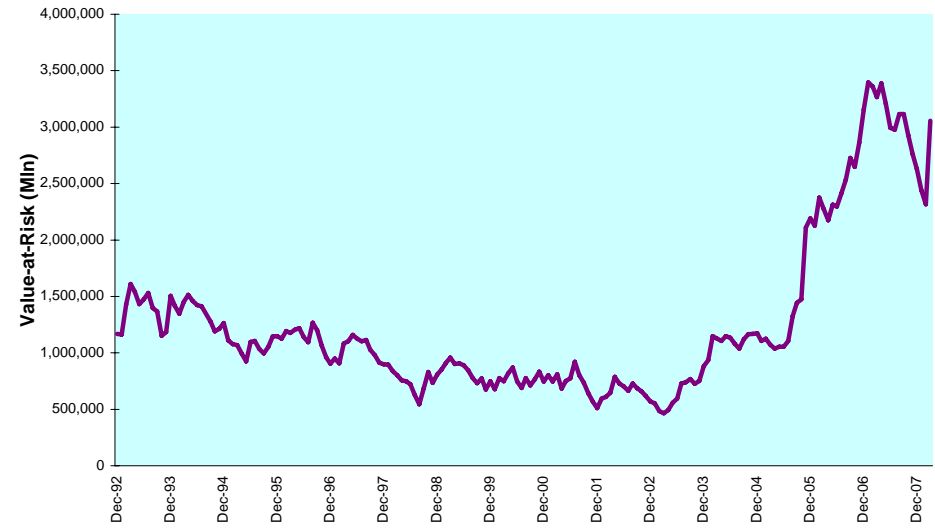
DATE: APRIL 2008 CONTACT DETAILS:

EPRA: Schiphol Boulevard 283, 1118 BH Schiphol Airport, The Netherlands, T +31 20 405 3830, F +31 20 405 3840, E info@epra.com, W www.epra.com  
 NAREIT: 1875 Eye Street, N.W., Suite 600, Washington D.C. 20006, USA, T +1 202 739 9400, F + 1 202 739 9401, E info@nareit.com, W www.nareit.com

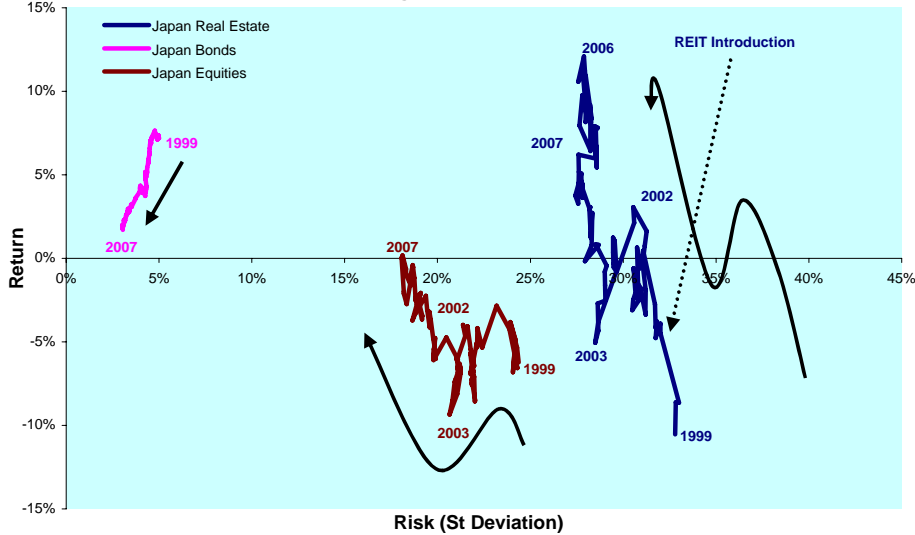
**Graph 93: Long Term Beta Coefficient and Sharpe Ratio**



**Graph 94: Equally Weighted Value-at-Risk**



**Graph 95: Rolling 10 Years Risk/Return Profiles**



DATE: APRIL 2008 CONTACT DETAILS:

EPRA: Schiphol Boulevard 283, 1118 BH Schiphol Airport, The Netherlands, T +31 20 405 3830, F +31 20 405 3840, E info@epra.com, W www.epra.com  
 NAREIT: 1875 Eye Street, N.W., Suite 600, Washington D.C. 20006, USA, T +1 202 739 9400, F +1 202 739 9401, E info@nareit.com, W www.nareit.com

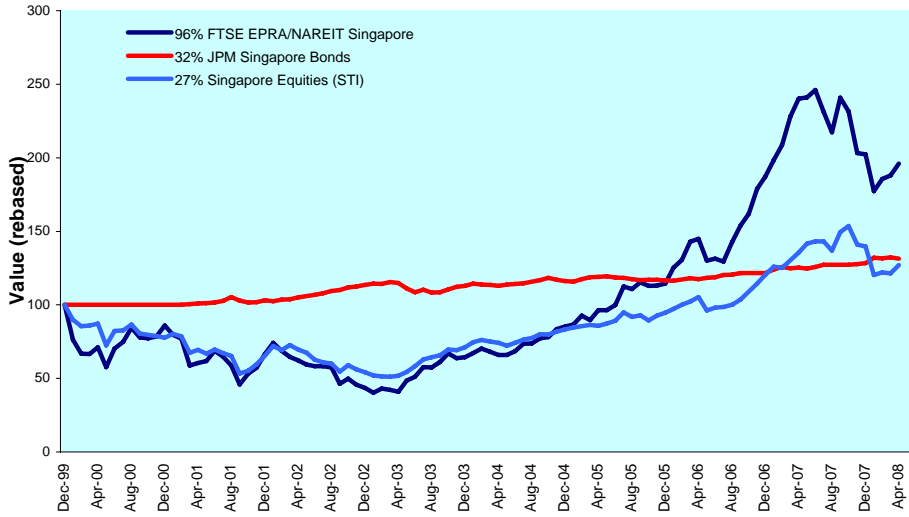
## Section 5.4

### Singapore

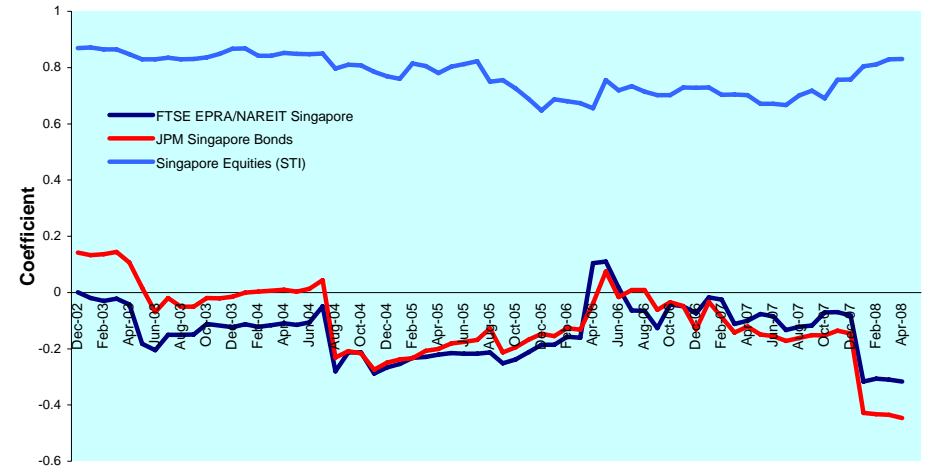
DATE: APRIL 2008 CONTACT DETAILS:

EPRA: Schiphol Boulevard 283, 1118 BH Schiphol Airport, The Netherlands, T +31 20 405 3830, F +31 20 405 3840, E [info@epra.com](mailto:info@epra.com), W [www.epra.com](http://www.epra.com)  
NAREIT: 1875 Eye Street, N.W., Suite 600, Washington D.C. 20006, USA, T +1 202 739 9400, F + 1 202 739 9401, E [info@nareit.com](mailto:info@nareit.com), W [www.nareit.com](http://www.nareit.com)

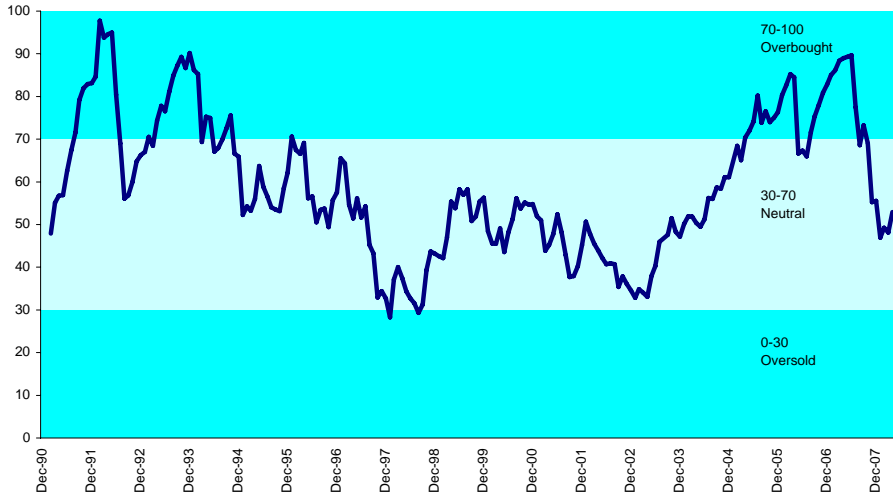
**Graph 96: Bonds, Equities & Real Estate**



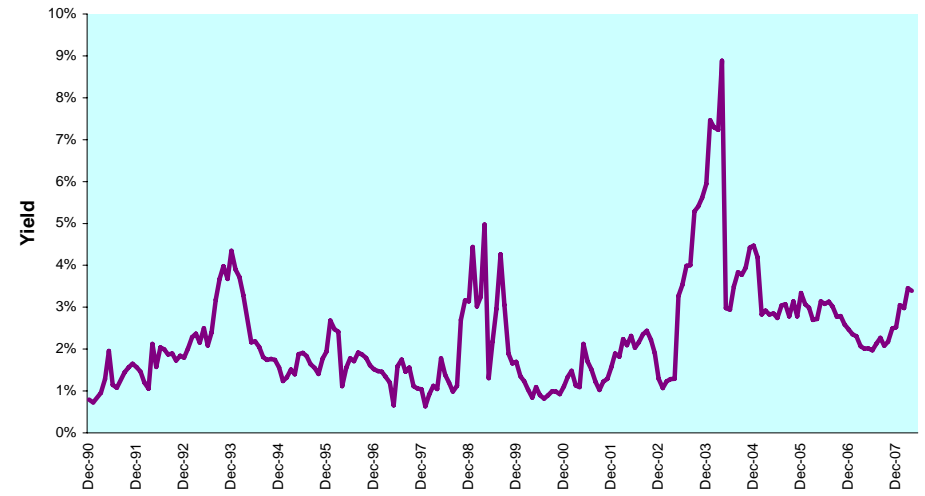
**Graph 97: Asset Classes Correlations**



**Graph 98: Relative Strength Indicator**



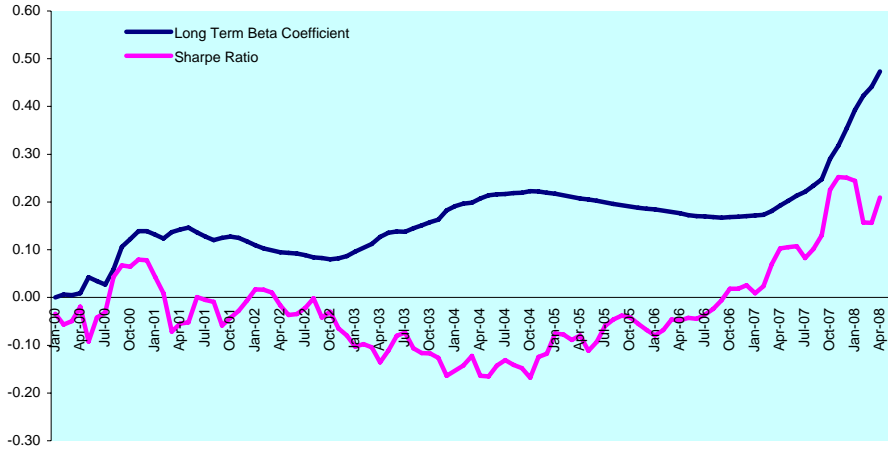
**Graph 99: 12 Month Dividend Yields**



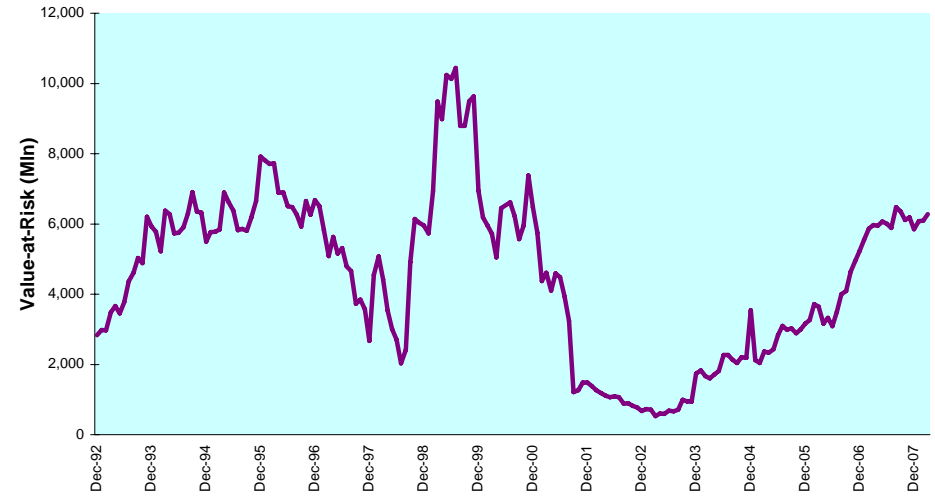
DATE: APRIL 2008 CONTACT DETAILS:

EPRA: Schiphol Boulevard 283, 1118 BH Schiphol Airport, The Netherlands, T +31 20 405 3830, F +31 20 405 3840, E info@epra.com, W www.epra.com  
 NAREIT: 1875 Eye Street, N.W., Suite 600, Washington D.C. 20006, USA, T +1 202 739 9400, F +1 202 739 9401, E info@nareit.com, W www.nareit.com

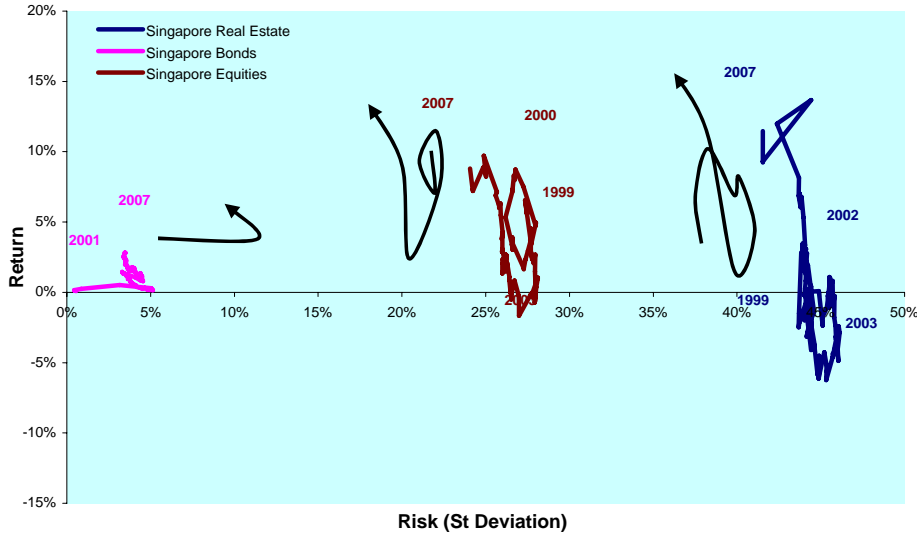
**Graph 100: Long Term Beta Coefficient and Sharpe Ratio**



**Graph 101: Equally Weighted Value-at-Risk**



**Graph 102: Rolling 10 Years Risk/Return Profiles**



DATE: APRIL 2008 CONTACT DETAILS:

EPR: Schiphol Boulevard 283, 1118 BH Schiphol Airport, The Netherlands, T +31 20 405 3830, F +31 20 405 3840, E info@epa.com, W www.epa.com  
 NAREIT: 1875 Eye Street, N.W., Suite 600, Washington D.C. 20006, USA, T +1 202 739 9400, F +1 202 739 9401, E info@nareit.com, W www.nareit.com

## Section 5.5

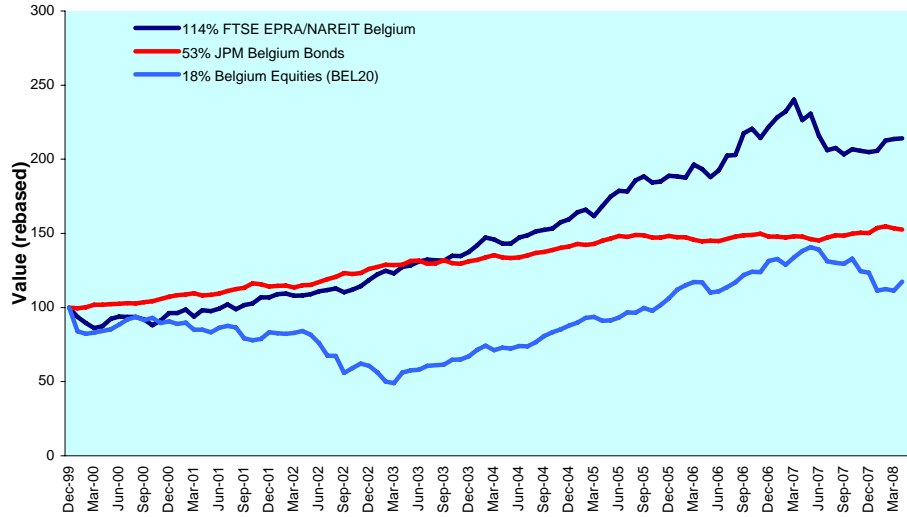
### Belgium

DATE: APRIL 2008 CONTACT DETAILS:

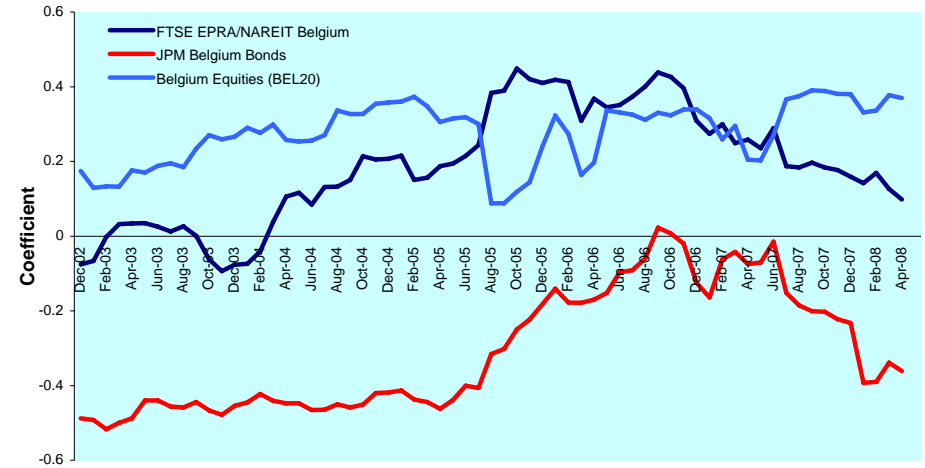
EPRA: Schiphol Boulevard 283, 1118 BH Schiphol Airport, The Netherlands, T +31 20 405 3830, F +31 20 405 3840, E [info@epra.com](mailto:info@epra.com), W [www.epra.com](http://www.epra.com)  
NAREIT: 1875 Eye Street, N.W., Suite 600, Washington D.C. 20006, USA, T +1 202 739 9400, F + 1 202 739 9401, E [info@nareit.com](mailto:info@nareit.com), W [www.nareit.com](http://www.nareit.com)



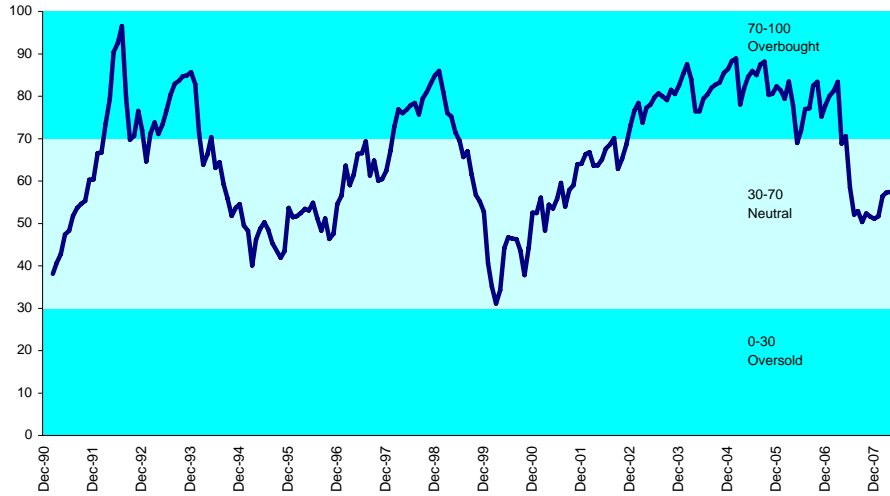
**Graph 103: Bonds, Equities & Real Estate**



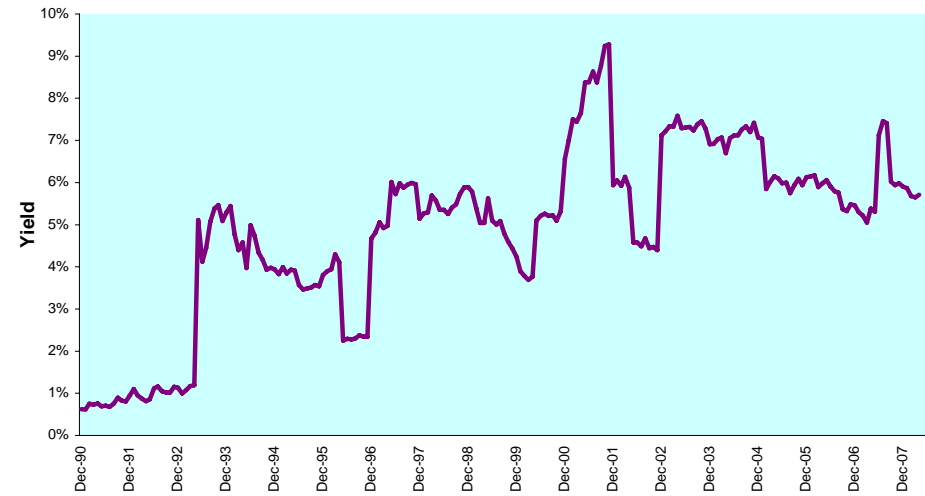
**Graph 104: Asset Classes Correlations**



**Graph 105: Relative Strength Indicator**



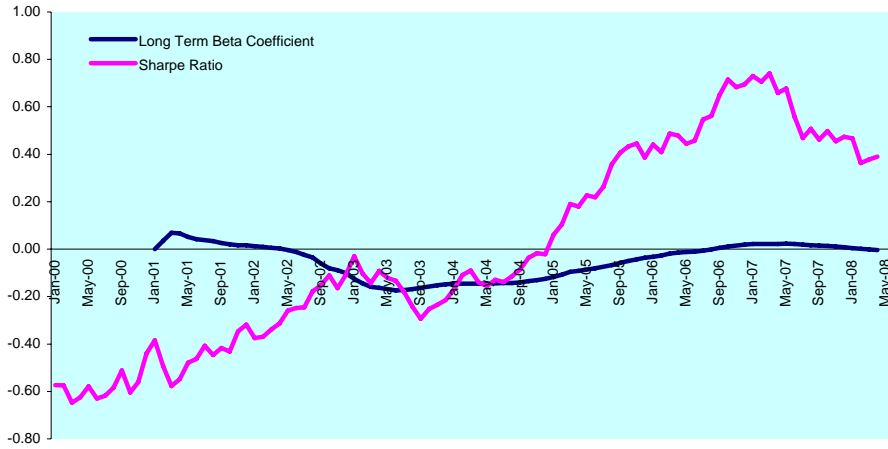
**Graph 106: 12 Month Dividend Yields**



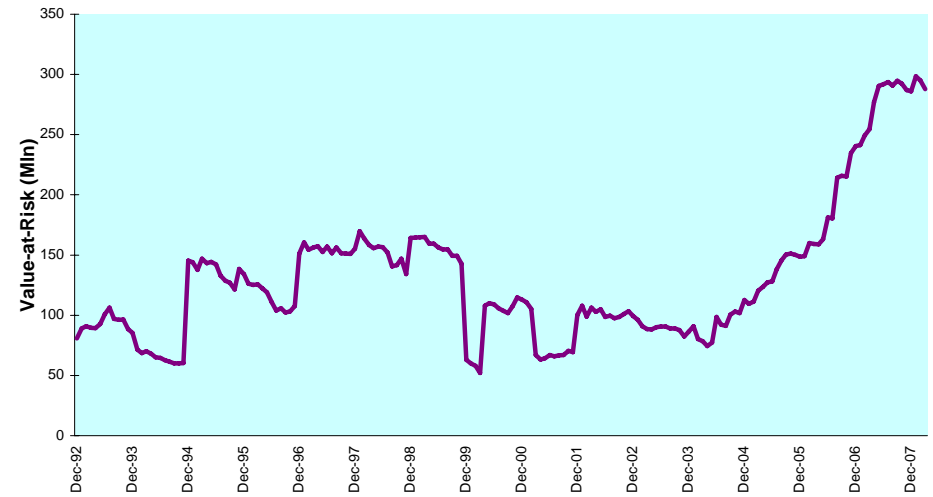
DATE: APRIL 2008 CONTACT DETAILS:

EPRA: Schiphol Boulevard 283, 1118 BH Schiphol Airport, The Netherlands, T +31 20 405 3830, F +31 20 405 3840, E info@epra.com, W www.epra.com  
 NAREIT: 1875 Eye Street, N.W., Suite 600, Washington D.C. 20006, USA, T +1 202 739 9400, F +1 202 739 9401, E info@nareit.com, W www.nareit.com

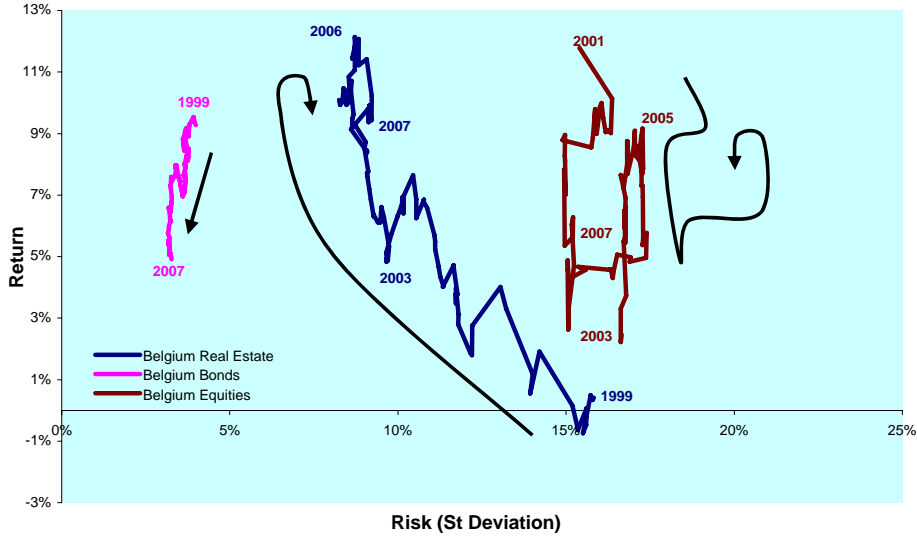
**Graph 107: Long Term Beta Coefficient and Sharpe Ratio**



**Graph 108: Equally Weighted Value-at-Risk**



**Graph 109: Rolling 10 Years Risk/Return Profiles**



DATE: APRIL 2008 CONTACT DETAILS:

EPRA: Schiphol Boulevard 283, 1118 BH Schiphol Airport, The Netherlands, T +31 20 405 3830, F +31 20 405 3840, E info@epra.com, W www.epra.com  
 NAREIT: 1875 Eye Street, N.W., Suite 600, Washington D.C. 20006, USA, T +1 202 739 9400, F +1 202 739 9401, E info@nareit.com, W www.nareit.com

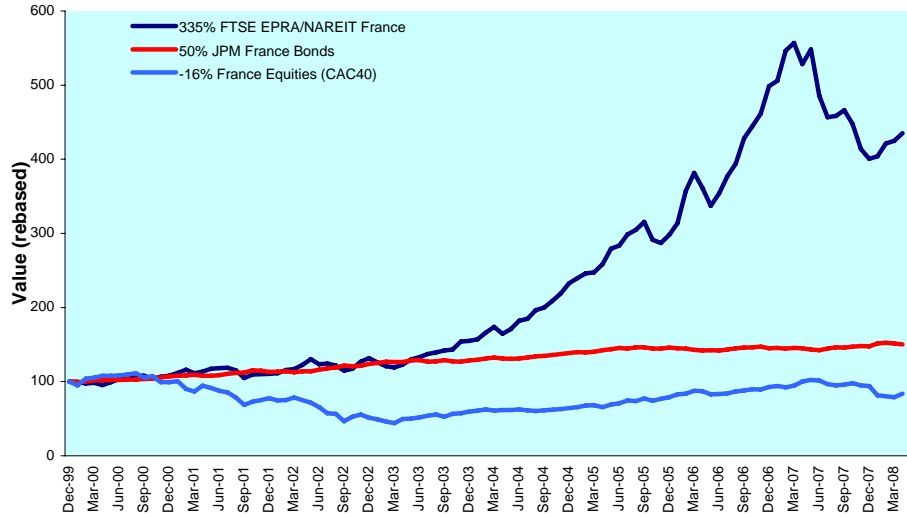
## Section 5.6

### France

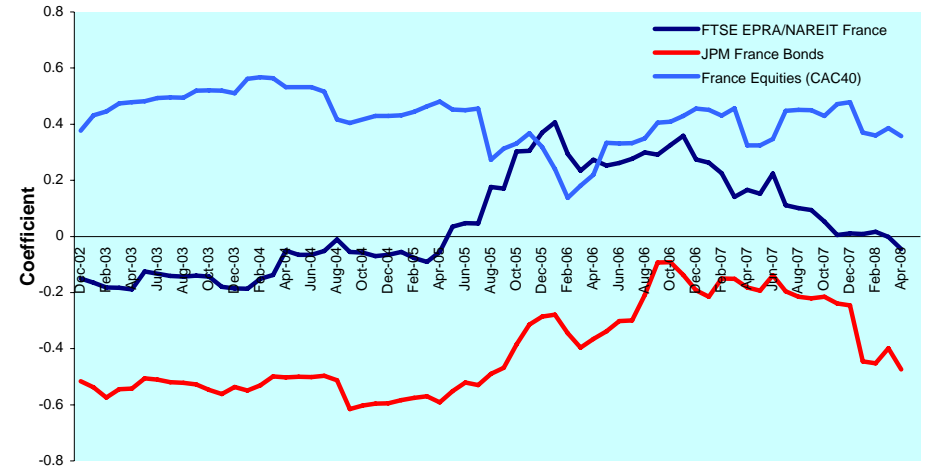
DATE: APRIL 2008 CONTACT DETAILS:

EPRA: Schiphol Boulevard 283, 1118 BH Schiphol Airport, The Netherlands, T +31 20 405 3830, F +31 20 405 3840, E [info@epra.com](mailto:info@epra.com), W [www.epra.com](http://www.epra.com)  
NAREIT: 1875 Eye Street, N.W., Suite 600, Washington D.C. 20006, USA, T +1 202 739 9400, F + 1 202 739 9401, E [info@nareit.com](mailto:info@nareit.com), W [www.nareit.com](http://www.nareit.com)

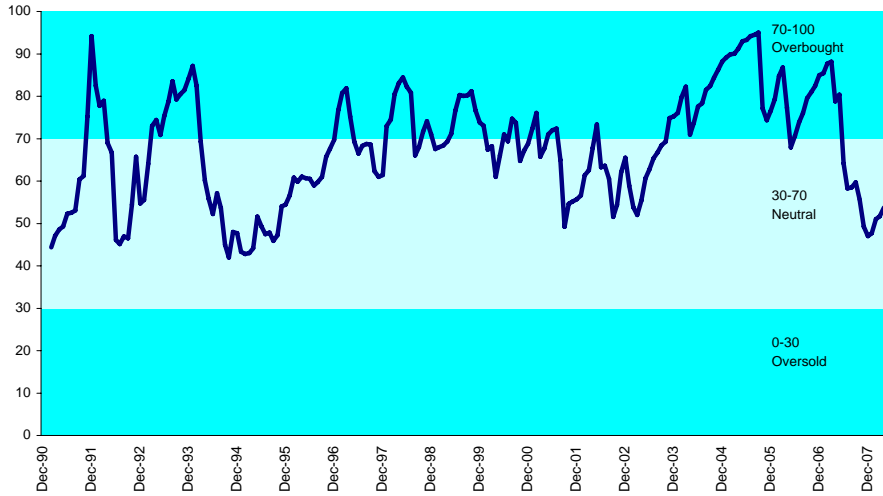
**Graph 110: Bonds, Equities & Real Estate**



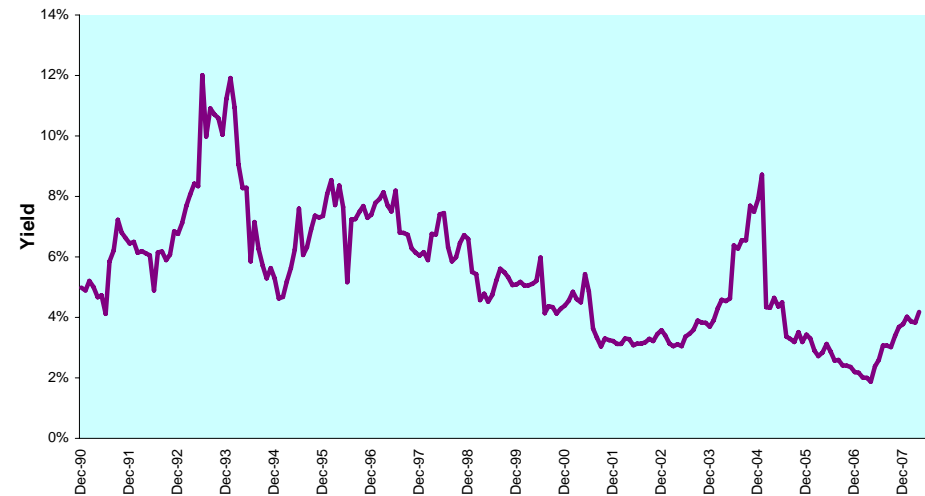
**Graph 111: Asset Classes Correlations**



**Graph 112: Relative Strength Indicator**



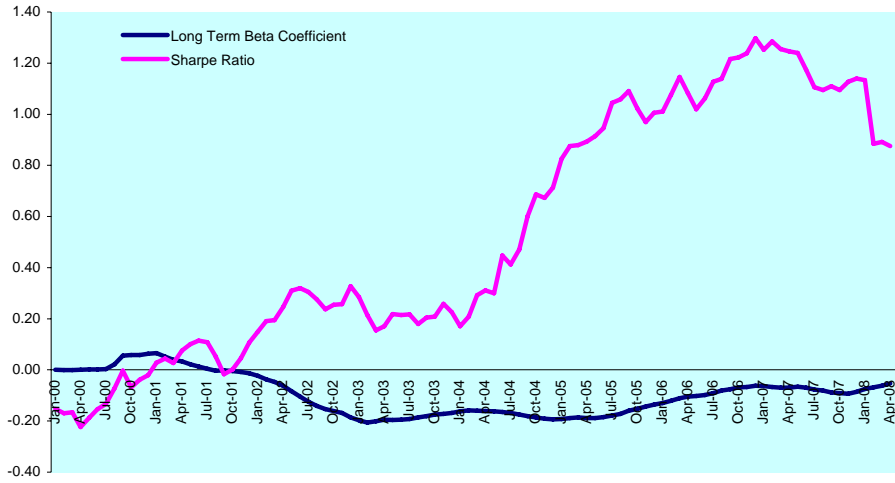
**Graph 113: 12 Month Dividend Yields**



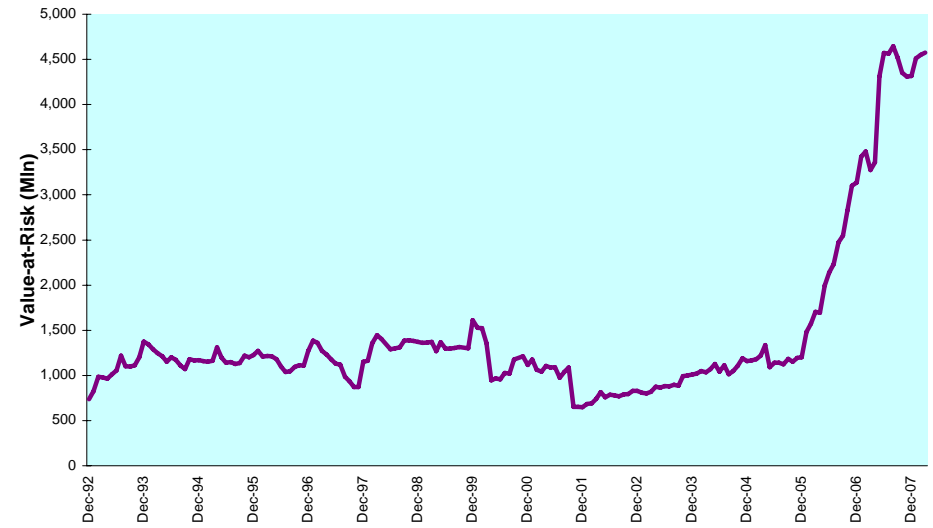
DATE: APRIL 2008 CONTACT DETAILS:

EPRA: Schiphol Boulevard 283, 1118 BH Schiphol Airport, The Netherlands, T +31 20 405 3830, F +31 20 405 3840, E info@epra.com, W www.epra.com  
 NAREIT: 1875 Eye Street, N.W., Suite 600, Washington D.C. 20006, USA, T +1 202 739 9400, F +1 202 739 9401, E info@nareit.com, W www.nareit.com

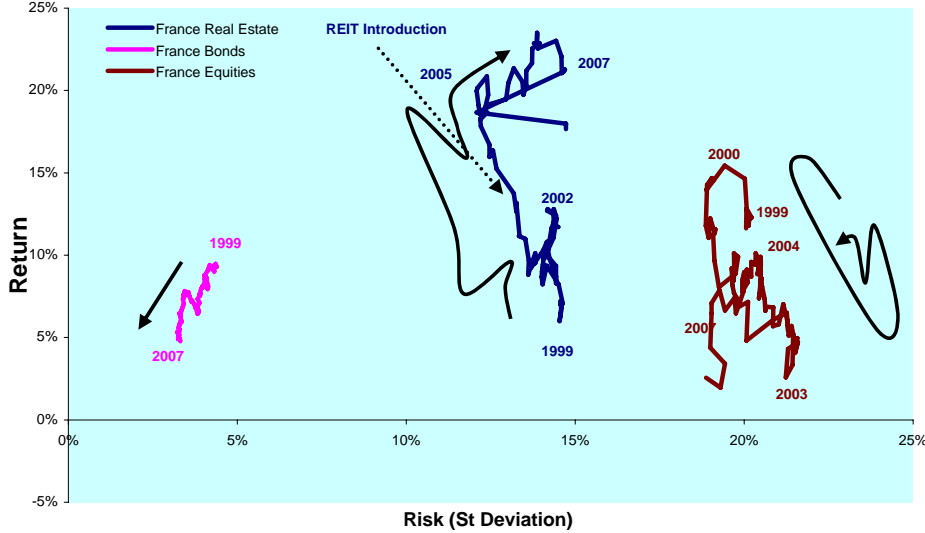
**Graph 114: Long Term Beta Coefficient and Sharpe Ratio**



**Graph 115: Equally Weighted Value-at-Risk**



**Graph 116: Rolling 10 Years Risk/Return Profiles**



DATE: APRIL 2008 CONTACT DETAILS:

EPR: Schiphol Boulevard 283, 1118 BH Schiphol Airport, The Netherlands, T +31 20 405 3830, F +31 20 405 3840, E info@epa.com, W www.epa.com  
 NAREIT: 1875 Eye Street, N.W., Suite 600, Washington D.C. 20006, USA, T +1 202 739 9400, F + 1 202 739 9401, E info@nareit.com, W www.nareit.com

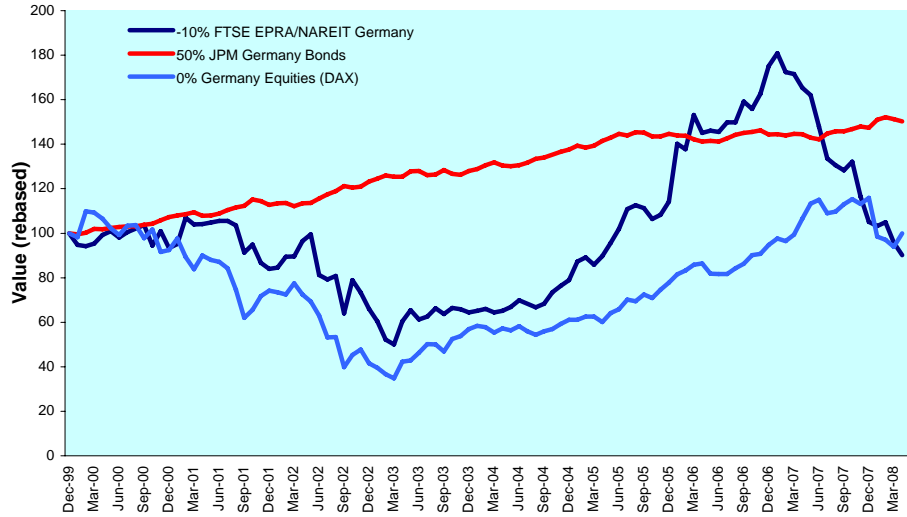
## Section 5.7

### Germany

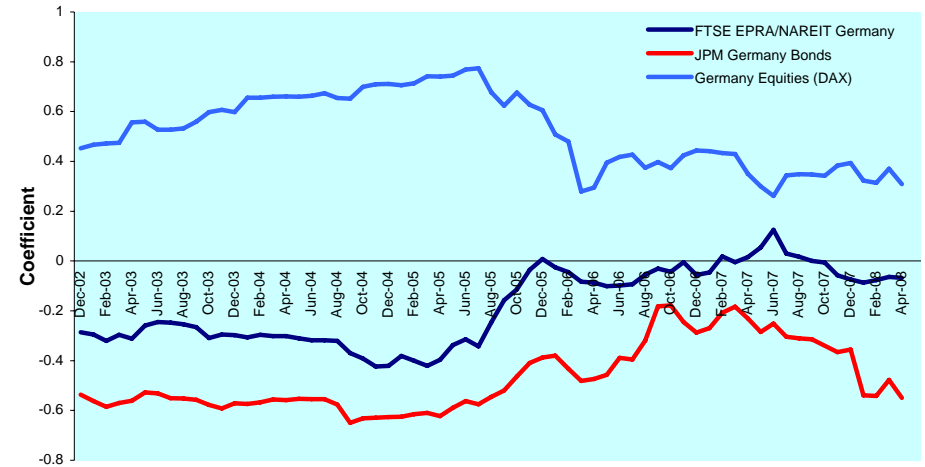
DATE: APRIL 2008 CONTACT DETAILS:

EPRA: Schiphol Boulevard 283, 1118 BH Schiphol Airport, The Netherlands, T +31 20 405 3830, F +31 20 405 3840, E [info@epra.com](mailto:info@epra.com), W [www.epra.com](http://www.epra.com)  
NAREIT: 1875 Eye Street, N.W., Suite 600, Washington D.C. 20006, USA, T +1 202 739 9400, F + 1 202 739 9401, E [info@nareit.com](mailto:info@nareit.com), W [www.nareit.com](http://www.nareit.com)

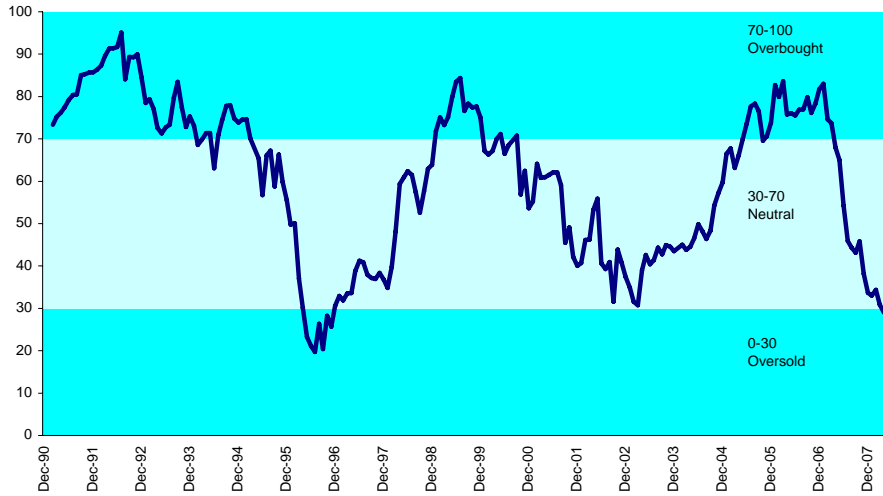
**Graph 117: Bonds, Equities & Real Estate**



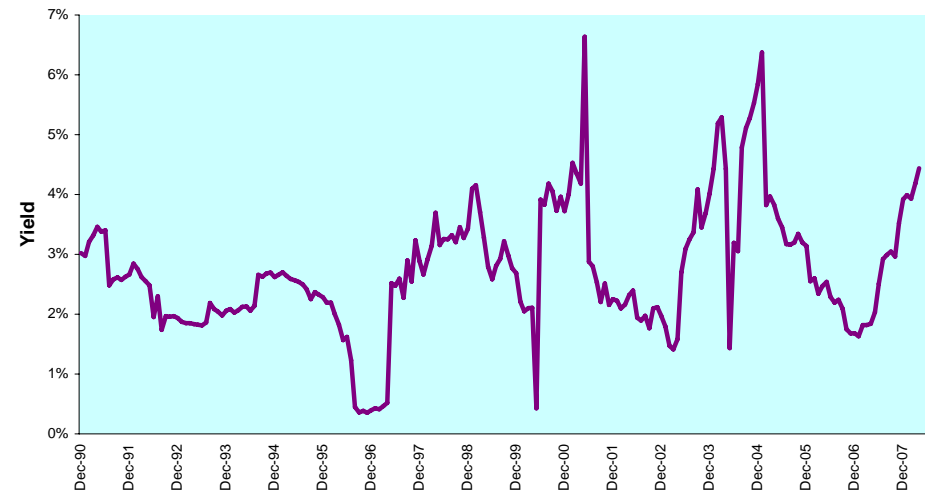
**Graph 118: Asset Classes Correlations**



**Graph 119: Relative Strength Indicator**



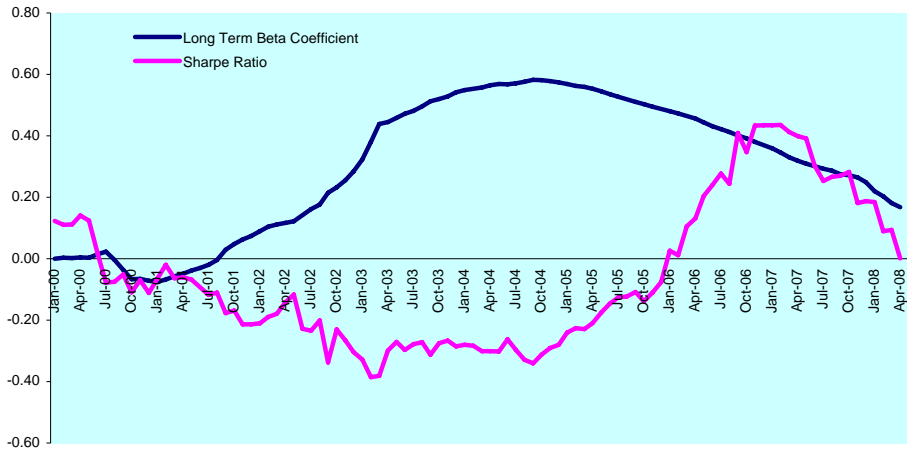
**Graph 120: 12 Month Dividend Yields**



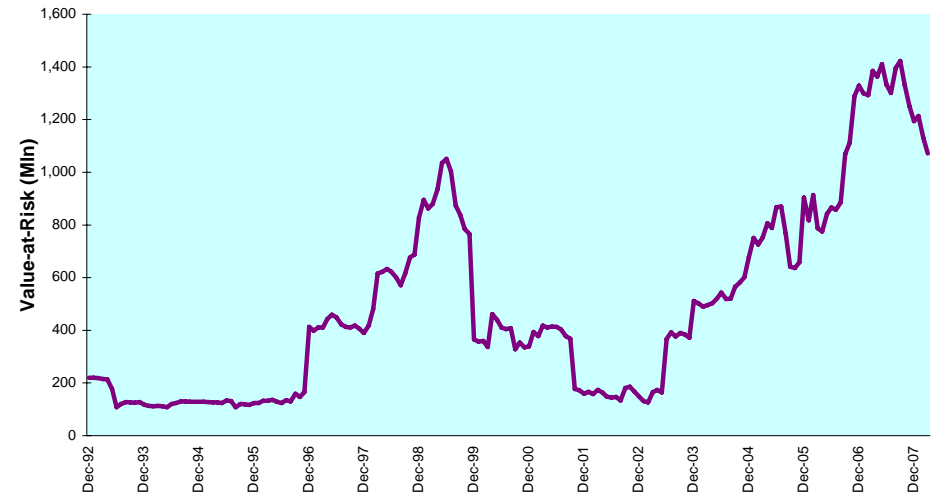
DATE: APRIL 2008 CONTACT DETAILS:

EPRA: Schiphol Boulevard 283, 1118 BH Schiphol Airport, The Netherlands, T +31 20 405 3830, F +31 20 405 3840, E info@epra.com, W www.epra.com  
 NAREIT: 1875 Eye Street, N.W., Suite 600, Washington D.C. 20006, USA, T +1 202 739 9400, F +1 202 739 9401, E info@nareit.com, W www.nareit.com

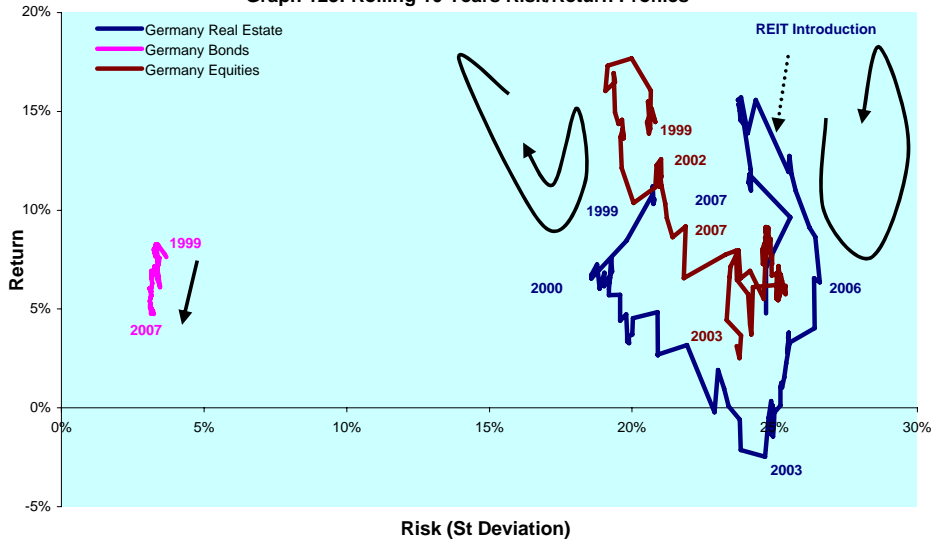
**Graph 121: Long Term Beta Coefficient and Sharpe Ratio**



**Graph 122: Equally Weighted Value-at-Risk**



**Graph 123: Rolling 10 Years Risk/Return Profiles**



DATE: APRIL 2008 CONTACT DETAILS:

EPRA: Schiphol Boulevard 283, 1118 BH Schiphol Airport, The Netherlands, T +31 20 405 3830, F +31 20 405 3840, E info@epra.com, W www.epra.com  
 NAREIT: 1875 Eye Street, N.W., Suite 600, Washington D.C. 20006, USA, T +1 202 739 9400, F +1 202 739 9401, E info@nareit.com, W www.nareit.com



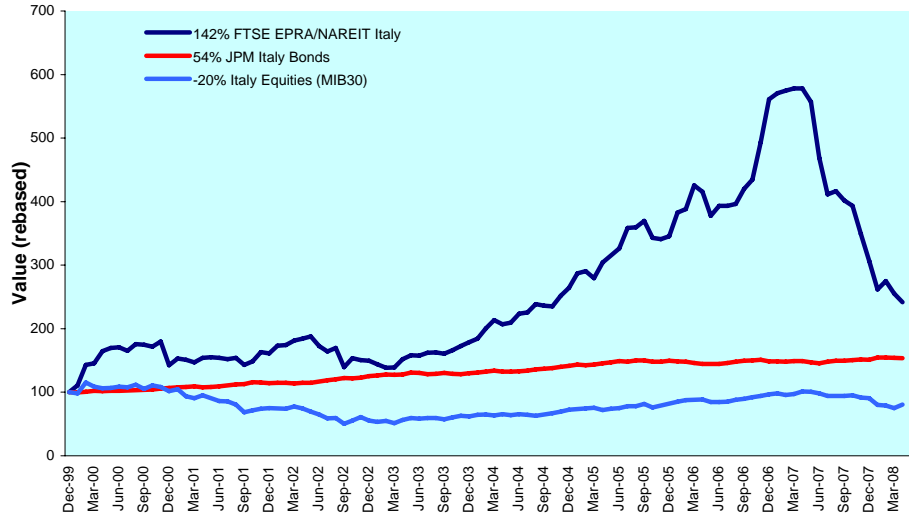
## Section 5.8

### Italy

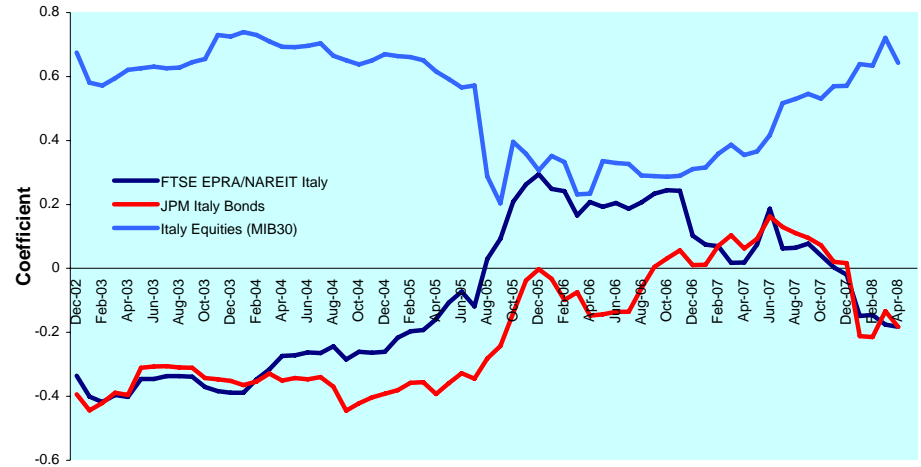
DATE: APRIL 2008 CONTACT DETAILS:

EPRA: Schiphol Boulevard 283, 1118 BH Schiphol Airport, The Netherlands, T +31 20 405 3830, F +31 20 405 3840, E [info@epra.com](mailto:info@epra.com), W [www.epra.com](http://www.epra.com)  
NAREIT: 1875 Eye Street, N.W., Suite 600, Washington D.C. 20006, USA, T +1 202 739 9400, F + 1 202 739 9401, E [info@nareit.com](mailto:info@nareit.com), W [www.nareit.com](http://www.nareit.com)

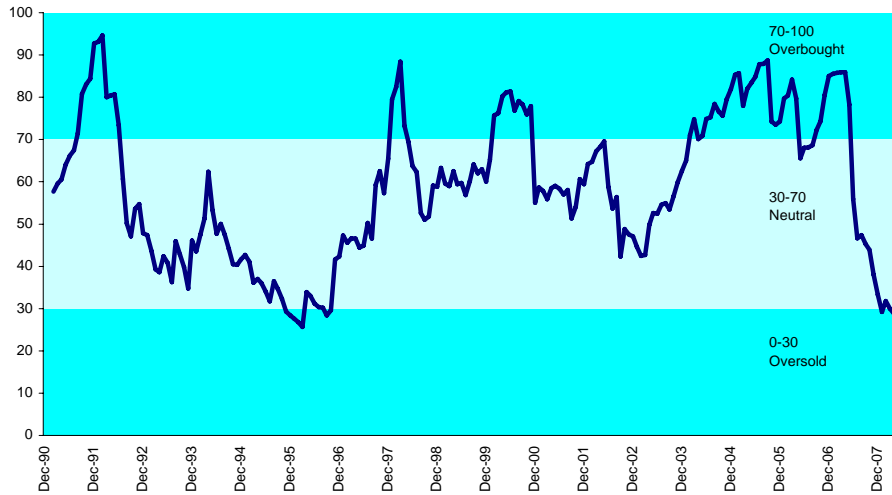
**Graph 124: Bonds, Equities & Real Estate**



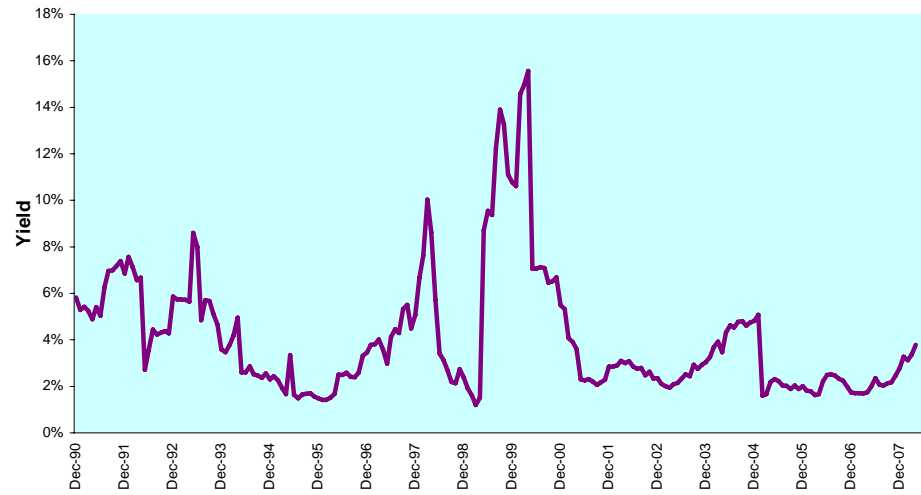
**Graph 125: Asset Classes Correlations**



**Graph 126: Relative Strength Indicator**



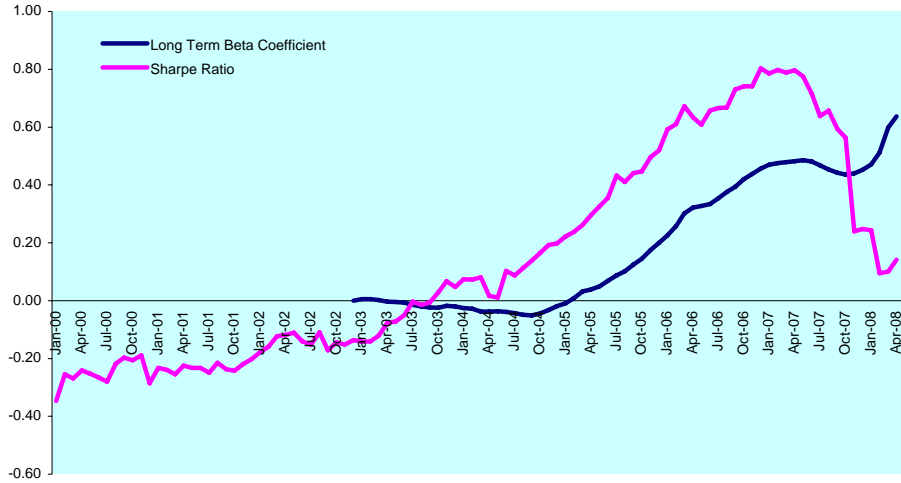
**Graph 127: 12 Month Dividend Yields**



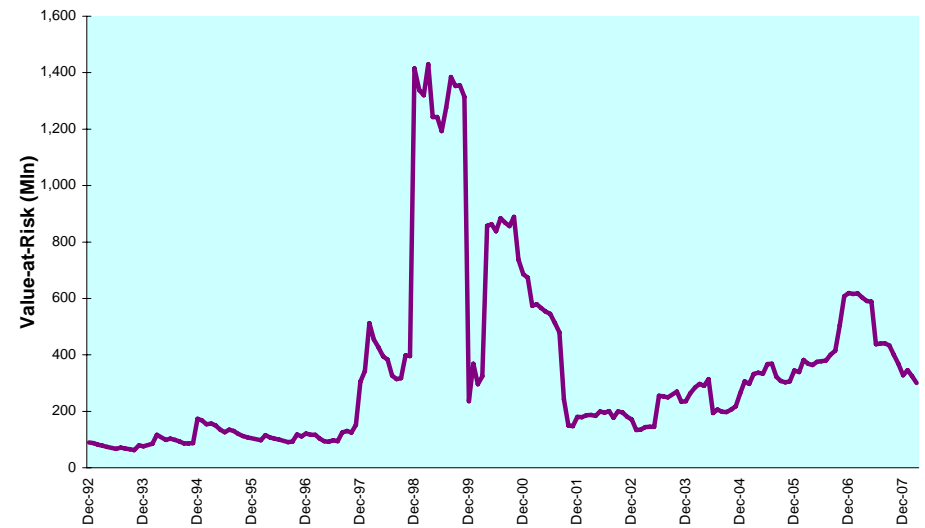
DATE: APRIL 2008 CONTACT DETAILS:

EPRA: Schiphol Boulevard 283, 1118 BH Schiphol Airport, The Netherlands, T +31 20 405 3830, F +31 20 405 3840, E info@epra.com, W www.epra.com  
 NAREIT: 1875 Eye Street, N.W., Suite 600, Washington D.C. 20006, USA, T +1 202 739 9400, F +1 202 739 9401, E info@nareit.com, W www.nareit.com

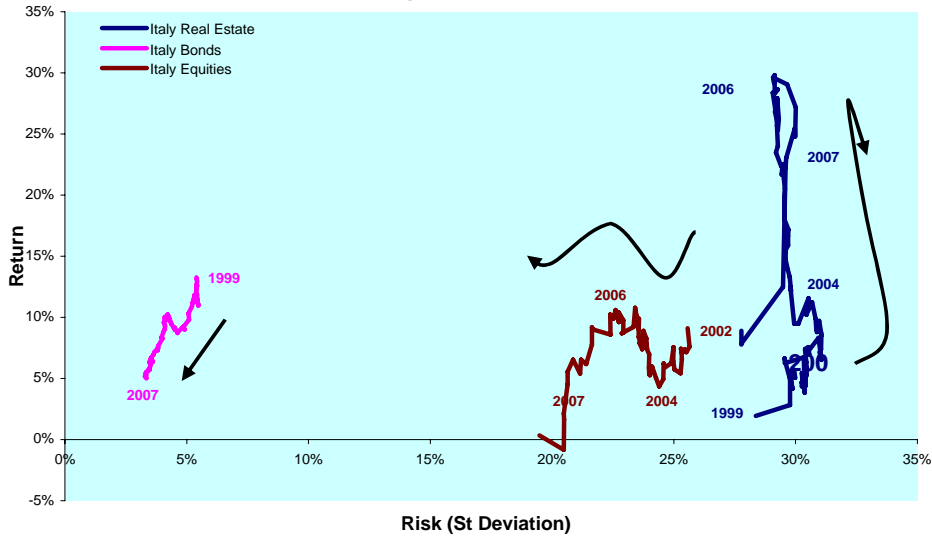
**Graph 128: Long Term Beta Coefficient and Sharpe Ratio**



**Graph 129: Equally Weighted Value-at-Risk**



**Graph 130: Rolling 10 Years Risk/Return Profiles**



DATE: APRIL 2008 CONTACT DETAILS:

Epra: Schiphol Boulevard 283, 1118 BH Schiphol Airport, The Netherlands, T +31 20 405 3830, F +31 20 405 3840, E info@epa.com, W www.epa.com  
 Nareit: 1875 Eye Street, N.W., Suite 600, Washington D.C. 20006, USA, T +1 202 739 9400, F +1 202 739 9401, E info@nareit.com, W www.nareit.com

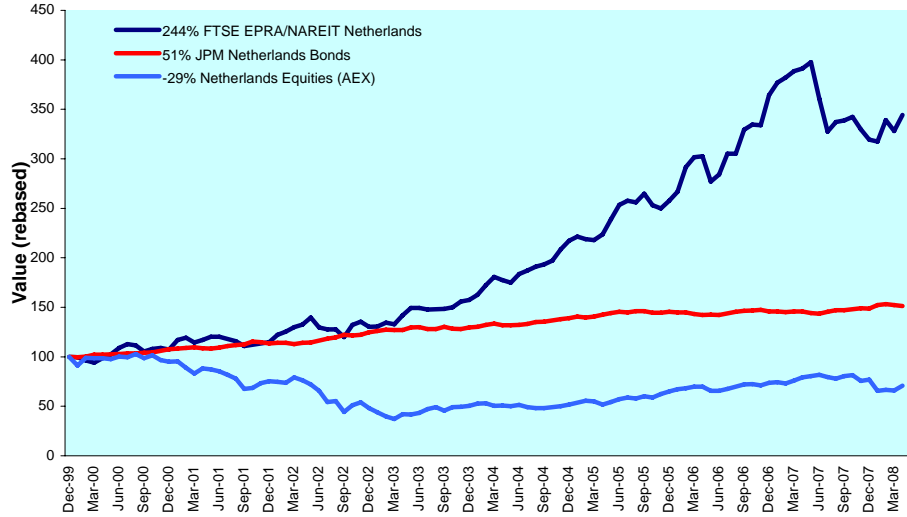
## Section 5.9

### Netherlands

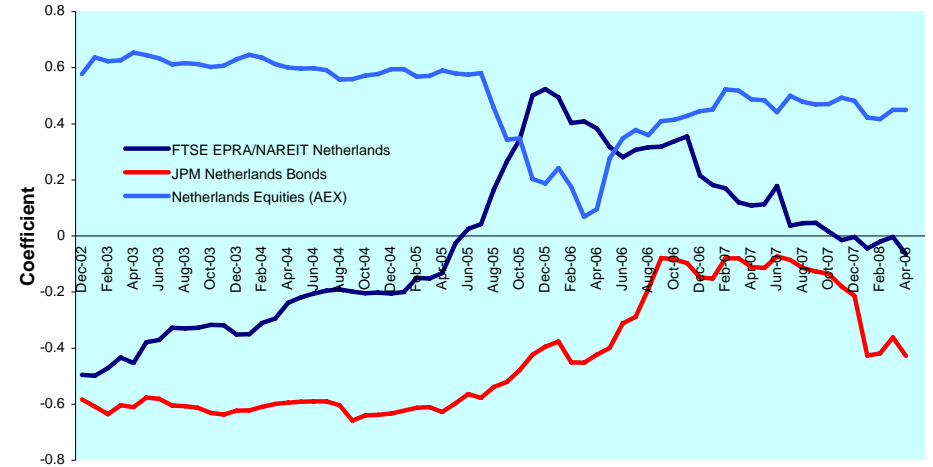
DATE: APRIL 2008 CONTACT DETAILS:

EPRA: Schiphol Boulevard 283, 1118 BH Schiphol Airport, The Netherlands, T +31 20 405 3830, F +31 20 405 3840, E [info@epra.com](mailto:info@epra.com), W [www.epra.com](http://www.epra.com)  
NAREIT: 1875 Eye Street, N.W., Suite 600, Washington D.C. 20006, USA, T +1 202 739 9400, F + 1 202 739 9401, E [info@nareit.com](mailto:info@nareit.com), W [www.nareit.com](http://www.nareit.com)

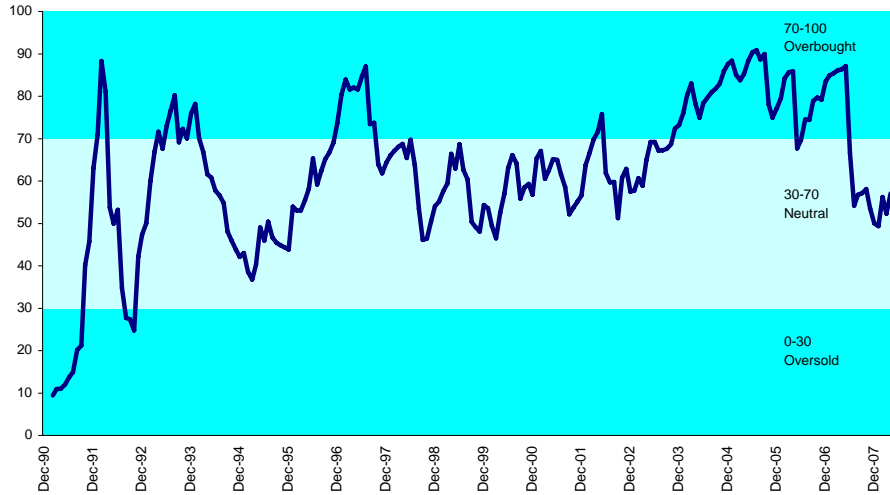
**Graph 131: Bonds, Equities & Real Estate**



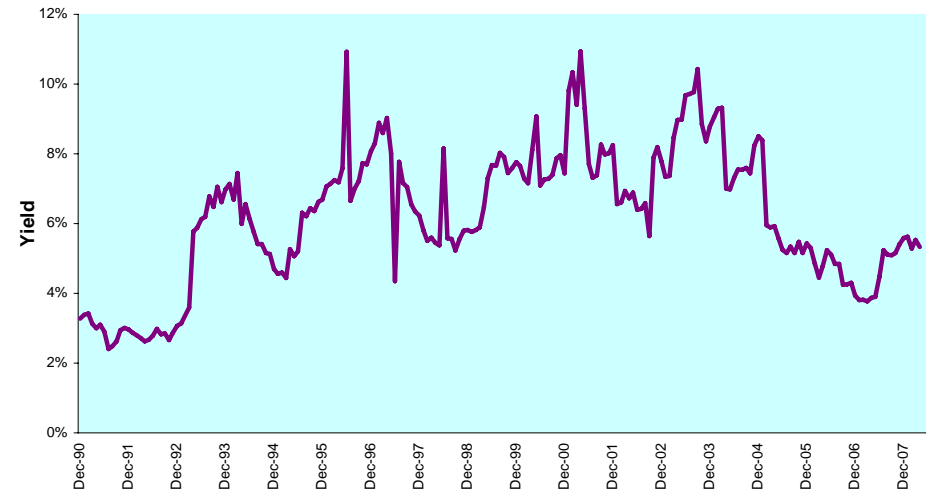
**Graph 132: Asset Classes Correlations**



**Graph 133: Relative Strength Indicator**



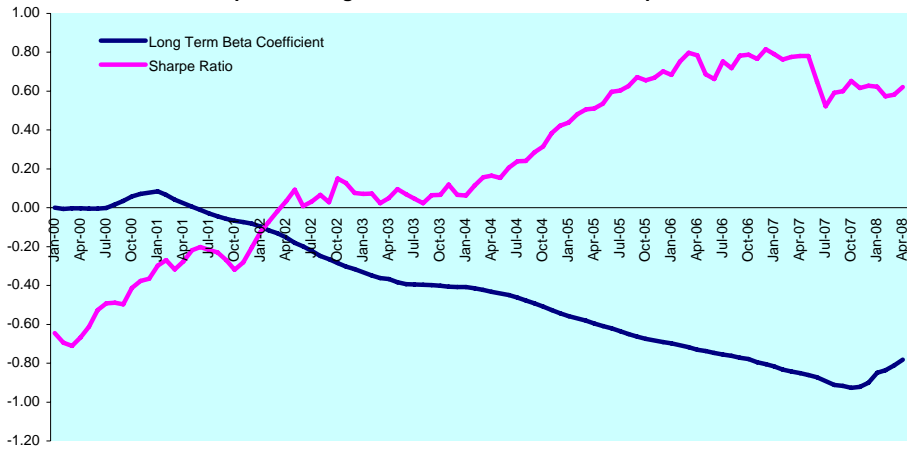
**Graph 134: 12 Month Dividend Yields**



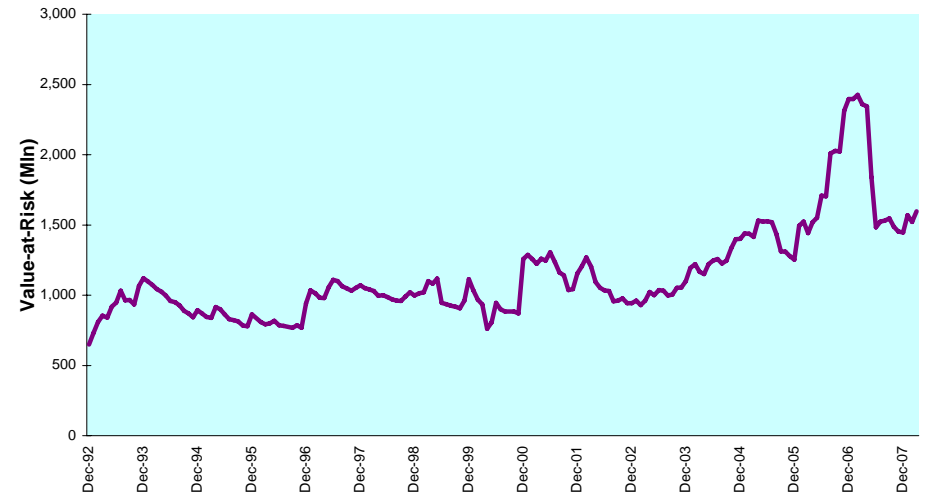
DATE: APRIL 2008 CONTACT DETAILS:

EPRA: Schiphol Boulevard 283, 1118 BH Schiphol Airport, The Netherlands, T +31 20 405 3830, F +31 20 405 3840, E info@epra.com, W www.epra.com  
 NAREIT: 1875 Eye Street, N.W., Suite 600, Washington D.C. 20006, USA, T +1 202 739 9400, F +1 202 739 9401, E info@nareit.com, W www.nareit.com

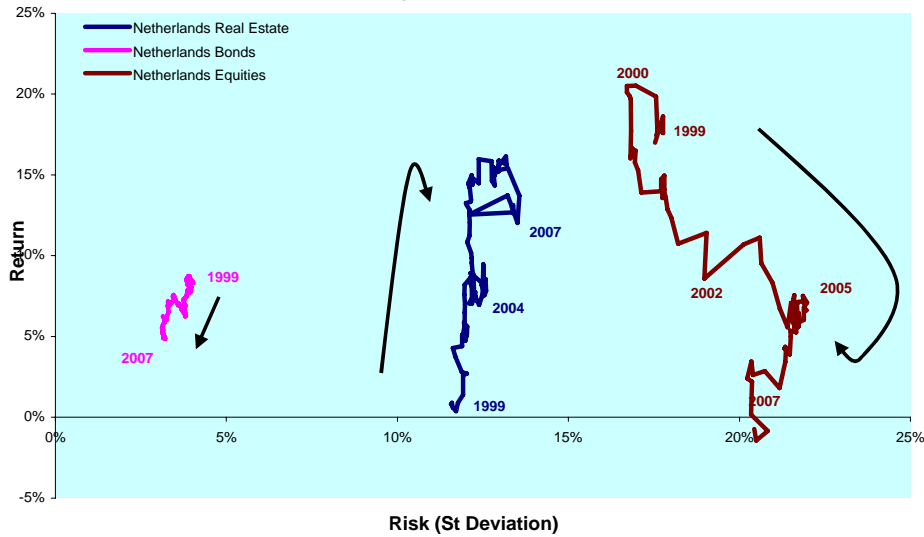
**Graph 135: Long Term Beta Coefficient and Sharpe Ratio**



**Graph 136: Equally Weighted Value-at-Risk**



**Graph 137: Rolling 10 Years Risk/Return Profiles**



DATE: APRIL 2008 CONTACT DETAILS:

EPRA: Schiphol Boulevard 283, 1118 BH Schiphol Airport, The Netherlands, T +31 20 405 3830, F +31 20 405 3840, E info@epra.com, W www.epra.com  
 NAREIT: 1875 Eye Street, N.W., Suite 600, Washington D.C. 20006, USA, T +1 202 739 9400, F +1 202 739 9401, E info@nareit.com, W www.nareit.com

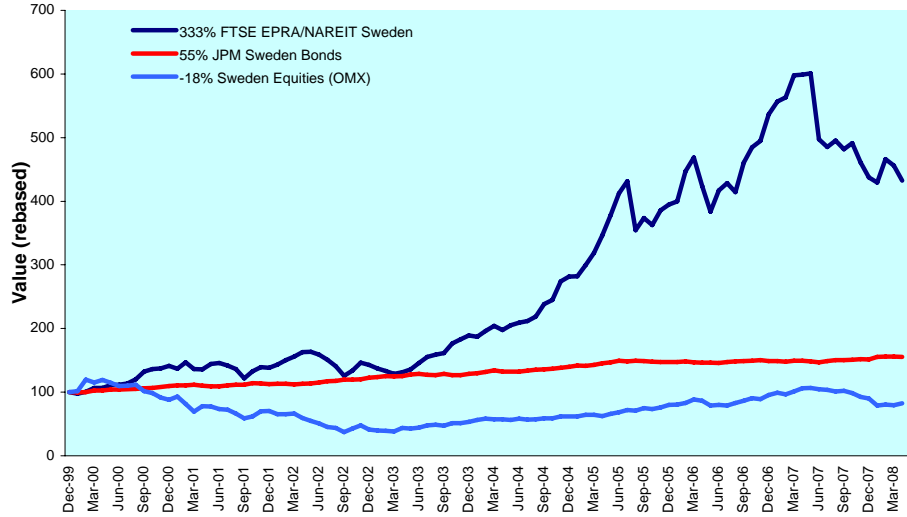
## Section 5.10

### Sweden

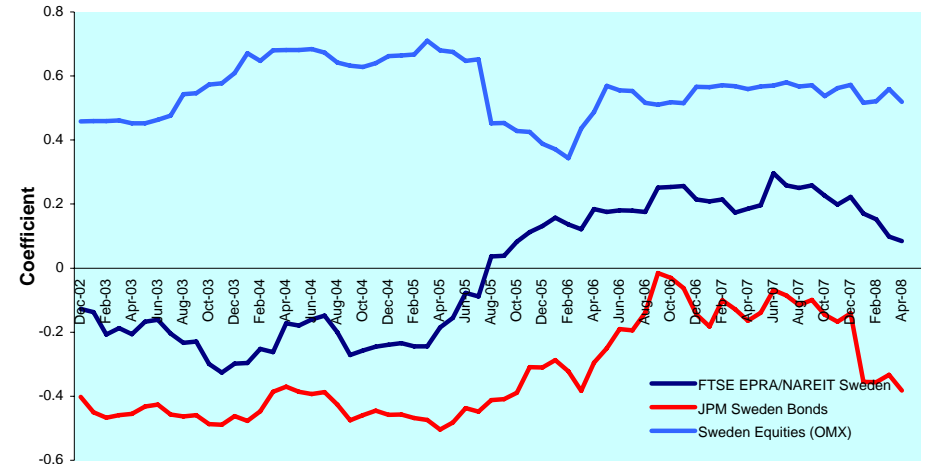
DATE: APRIL 2008 CONTACT DETAILS:

EPRA: Schiphol Boulevard 283, 1118 BH Schiphol Airport, The Netherlands, T +31 20 405 3830, F +31 20 405 3840, E [info@epra.com](mailto:info@epra.com), W [www.epra.com](http://www.epra.com)  
NAREIT: 1875 Eye Street, N.W., Suite 600, Washington D.C. 20006, USA, T +1 202 739 9400, F + 1 202 739 9401, E [info@nareit.com](mailto:info@nareit.com), W [www.nareit.com](http://www.nareit.com)

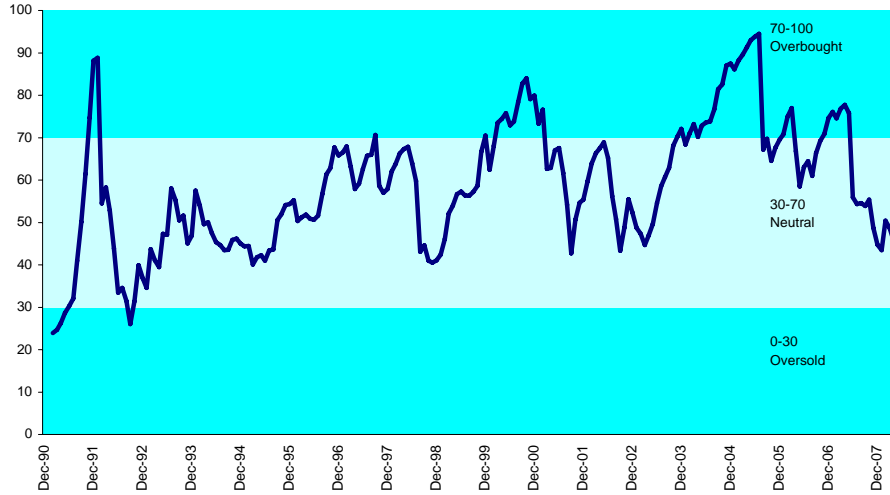
**Graph 138: Bonds, Equities & Real Estate**



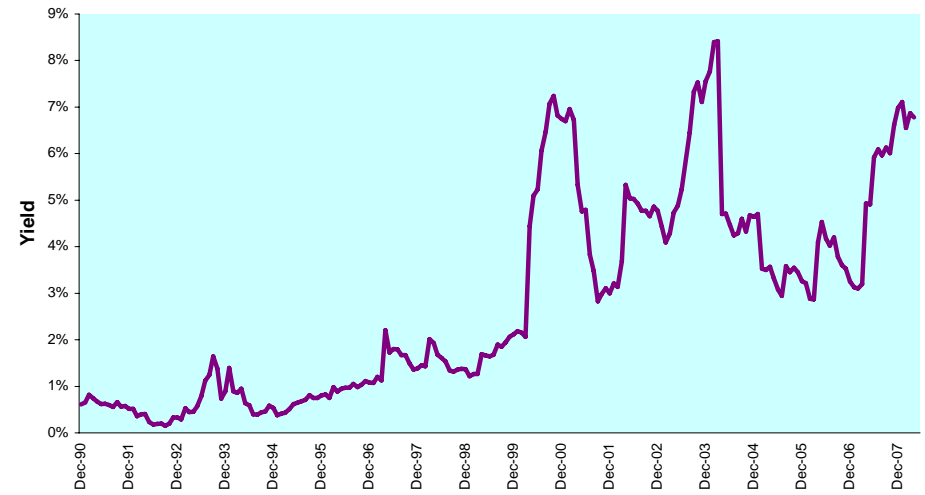
**Graph 139: Asset Classes Correlations**



**Graph 140: Relative Strength Indicator**



**Graph 141: 12 Month Dividend Yields**

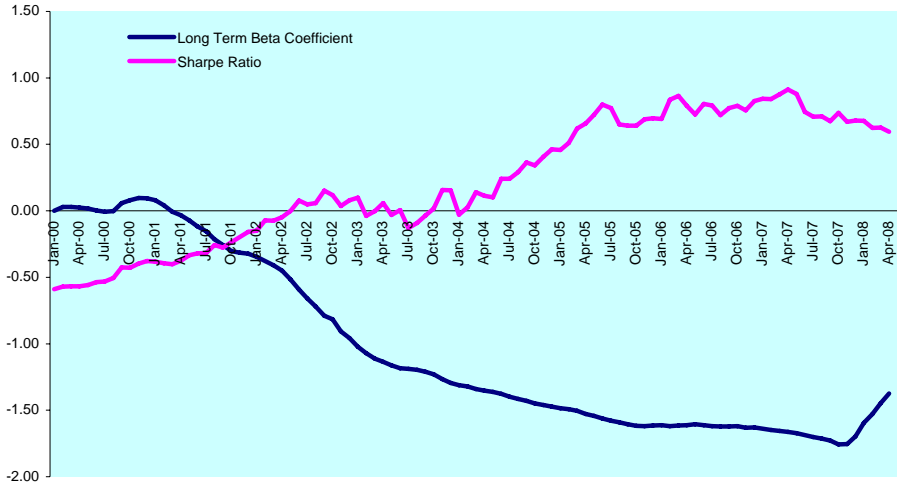


DATE: APRIL 2008 CONTACT DETAILS:

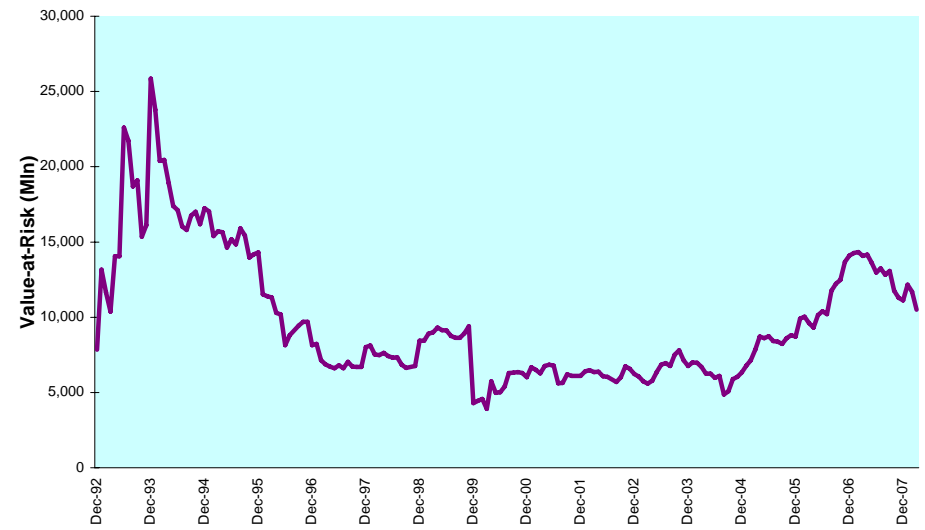
EPRA: Schiphol Boulevard 283, 1118 BH Schiphol Airport, The Netherlands, T +31 20 405 3830, F +31 20 405 3840, E info@epra.com, W www.epra.com  
 NAREIT: 1875 Eye Street, N.W., Suite 600, Washington D.C. 20006, USA, T +1 202 739 9400, F +1 202 739 9401, E info@nareit.com, W www.nareit.com



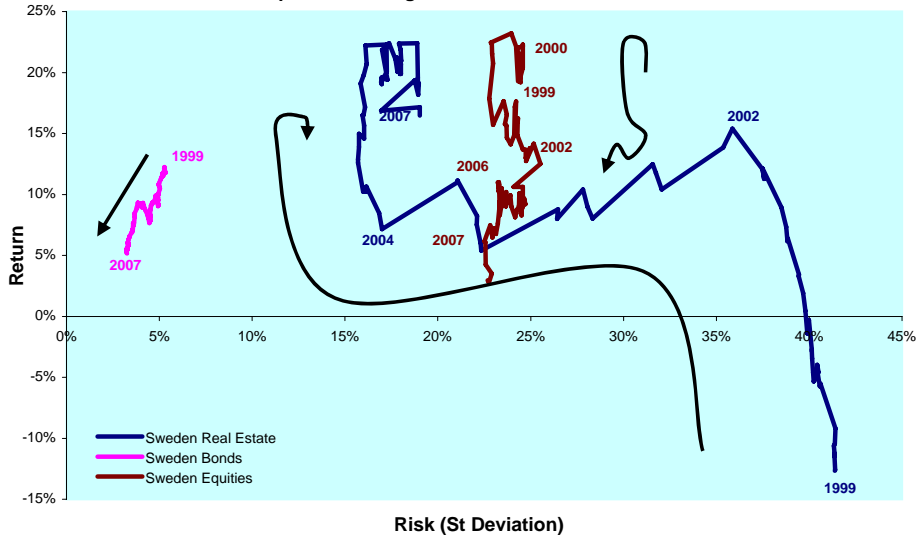
**Graph 142: Long Term Beta Coefficient and Sharpe Ratio**



**Graph 143: Equally Weighted Value-at-Risk**



**Graph 144: Rolling 10 Years Risk/Return Profiles**



DATE: APRIL 2008 CONTACT DETAILS:

EPRA: Schiphol Boulevard 283, 1118 BH Schiphol Airport, The Netherlands, T +31 20 405 3830, F +31 20 405 3840, E info@epra.com, W www.epra.com  
 NAREIT: 1875 Eye Street, N.W., Suite 600, Washington D.C. 20006, USA, T +1 202 739 9400, F +1 202 739 9401, E info@nareit.com, W www.nareit.com

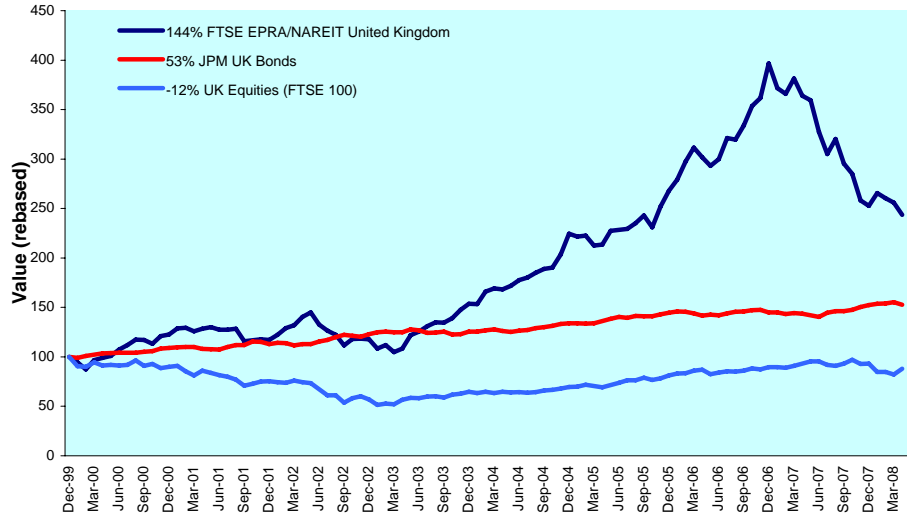
**Section 5.11**

**United Kingdom**

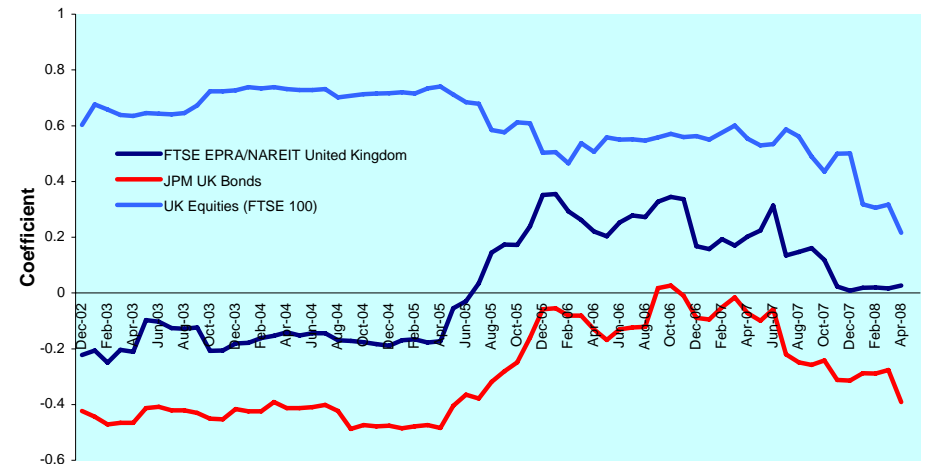
DATE: APRIL 2008 CONTACT DETAILS:

EPRA: Schiphol Boulevard 283, 1118 BH Schiphol Airport, The Netherlands, T +31 20 405 3830, F +31 20 405 3840, E info@epra.com, W www.epra.com  
NAREIT: 1875 Eye Street, N.W., Suite 600, Washington D.C. 20006, USA, T +1 202 739 9400, F + 1 202 739 9401, E info@nareit.com, W www.nareit.com

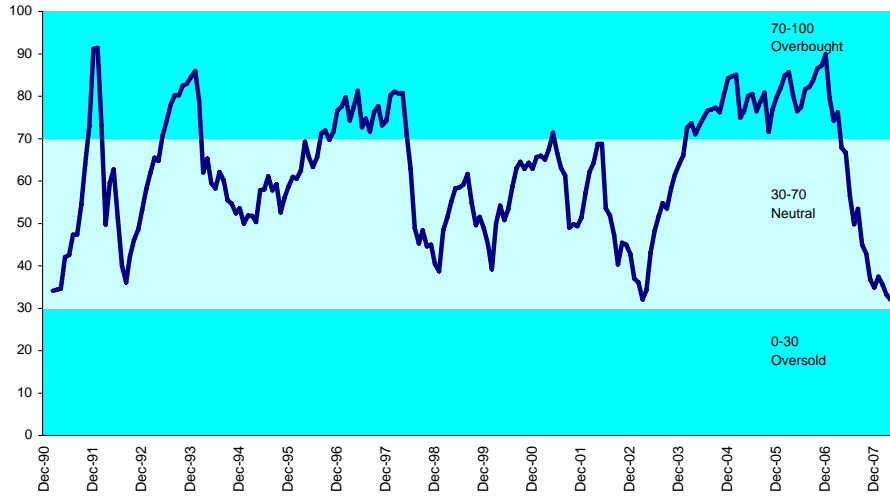
**Graph 145: Bonds, Equities & Real Estate**



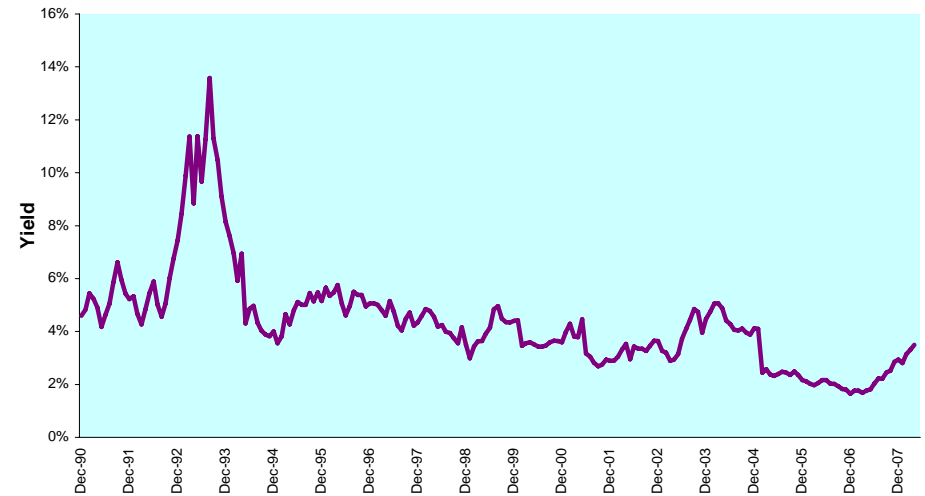
**Graph 146: Asset Classes Correlations**



**Graph 147: Relative Strength Indicator**



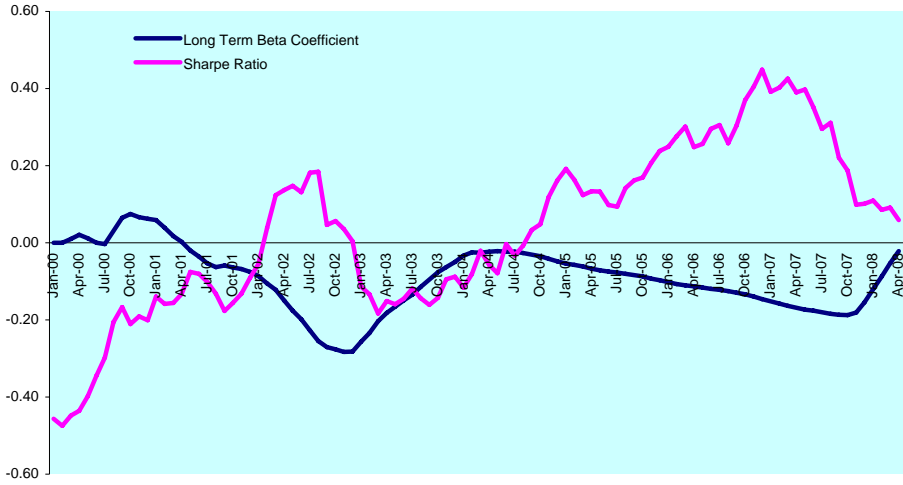
**Graph 148: 12 Month Dividend Yields**



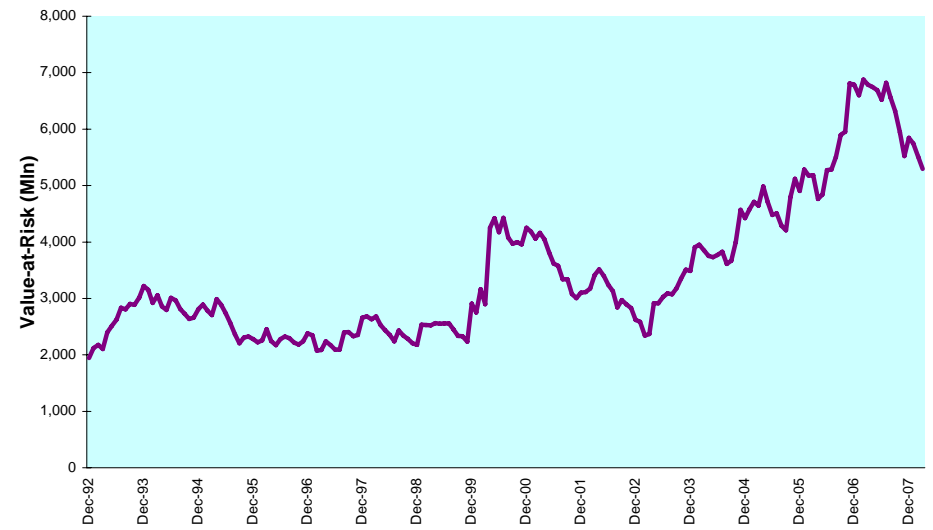
DATE: APRIL 2008 CONTACT DETAILS:

EPRA: Schiphol Boulevard 283, 1118 BH Schiphol Airport, The Netherlands, T +31 20 405 3830, F +31 20 405 3840, E info@epra.com, W www.epra.com  
 NAREIT: 1875 Eye Street, N.W., Suite 600, Washington D.C. 20006, USA, T +1 202 739 9400, F +1 202 739 9401, E info@nareit.com, W www.nareit.com

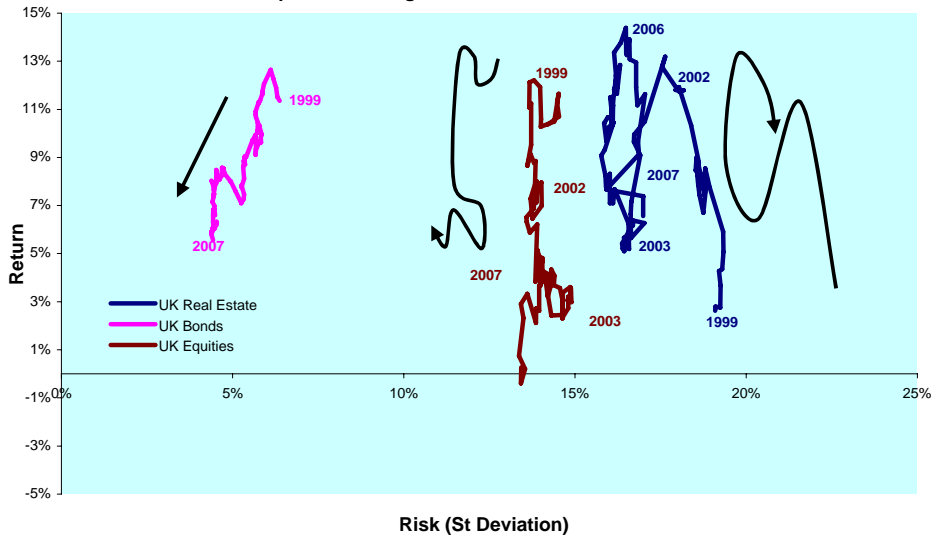
**Graph 149: Long Term Beta Coefficient and Sharpe Ratio**



**Graph 150: Equally Weighted Value-at-Risk**



**Graph 151: Rolling 10 Years Risk/Return Profiles**



DATE: APRIL 2008 CONTACT DETAILS:

EPRA: Schiphol Boulevard 283, 1118 BH Schiphol Airport, The Netherlands, T +31 20 405 3830, F +31 20 405 3840, E info@epra.com, W www.epra.com  
 NAREIT: 1875 Eye Street, N.W., Suite 600, Washington D.C. 20006, USA, T +1 202 739 9400, F + 1 202 739 9401, E info@nareit.com, W www.nareit.com

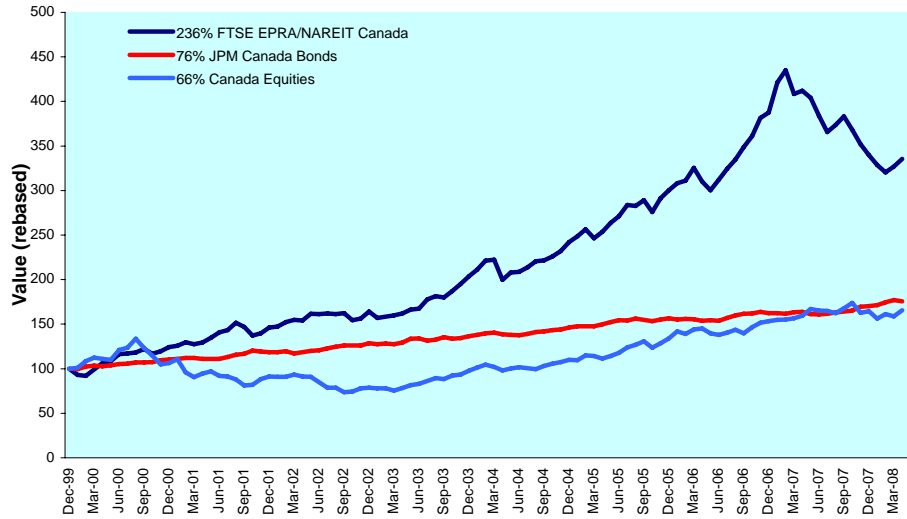
## Section 5.12

### Canada

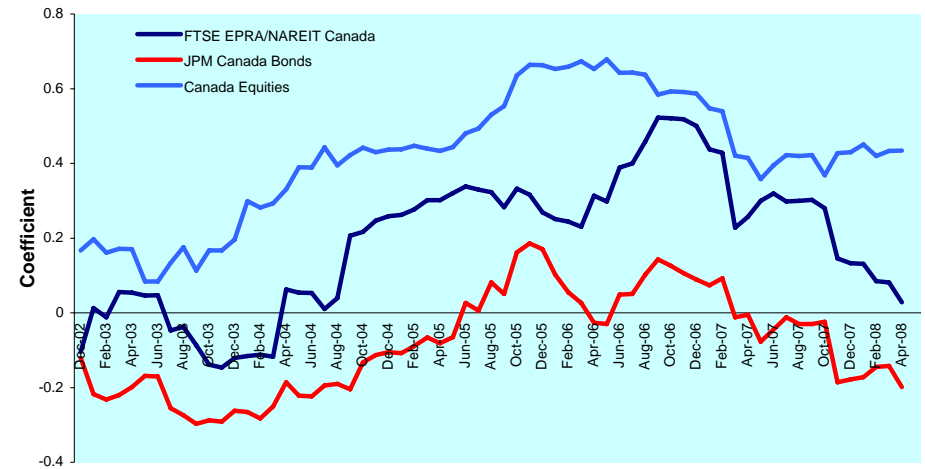
DATE: APRIL 2008 CONTACT DETAILS:

EPRA: Schiphol Boulevard 283, 1118 BH Schiphol Airport, The Netherlands, T +31 20 405 3830, F +31 20 405 3840, E [info@epra.com](mailto:info@epra.com), W [www.epra.com](http://www.epra.com)  
NAREIT: 1875 Eye Street, N.W., Suite 600, Washington D.C. 20006, USA, T +1 202 739 9400, F + 1 202 739 9401, E [info@nareit.com](mailto:info@nareit.com), W [www.nareit.com](http://www.nareit.com)

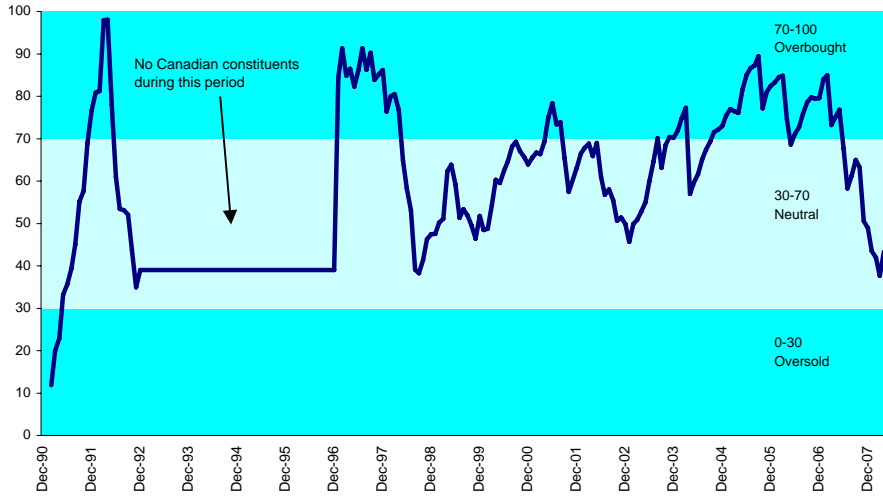
**Graph 152: Bonds, Equities & Real Estate**



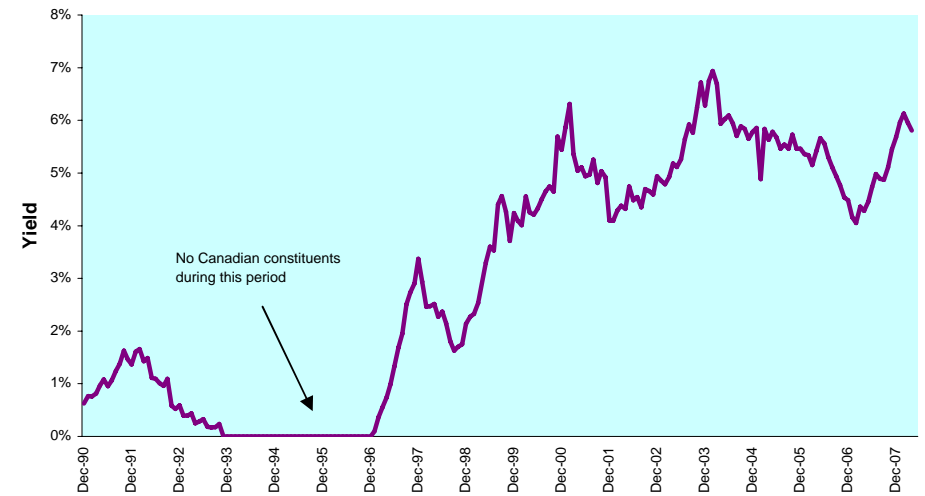
**Graph 153: Asset Classes Correlations**



**Graph 154: Relative Strength Indicator**



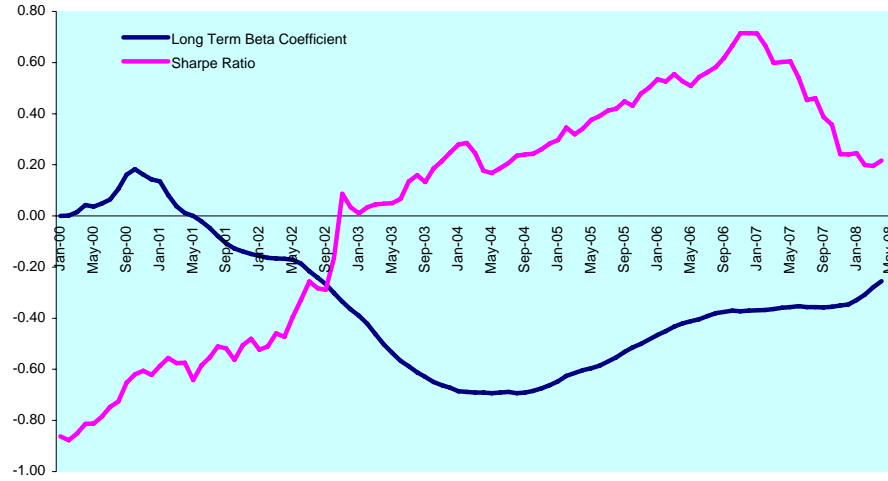
**Graph 155: 12 Month Dividend Yields**



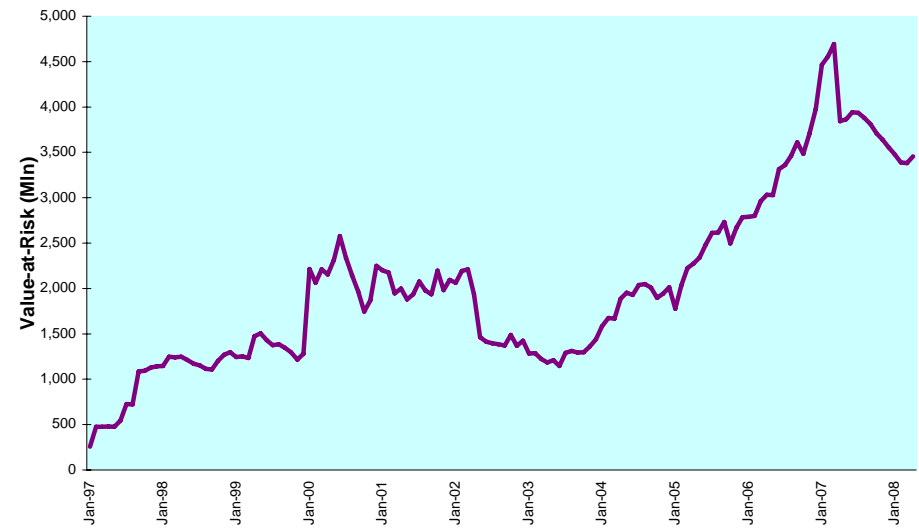
DATE: APRIL 2008 CONTACT DETAILS:

EPRA: Schiphol Boulevard 283, 1118 BH Schiphol Airport, The Netherlands, T +31 20 405 3830, F +31 20 405 3840, E info@epra.com, W www.epra.com  
 NAREIT: 1875 Eye Street, N.W., Suite 600, Washington D.C. 20006, USA, T +1 202 739 9400, F +1 202 739 9401, E info@nareit.com, W www.nareit.com

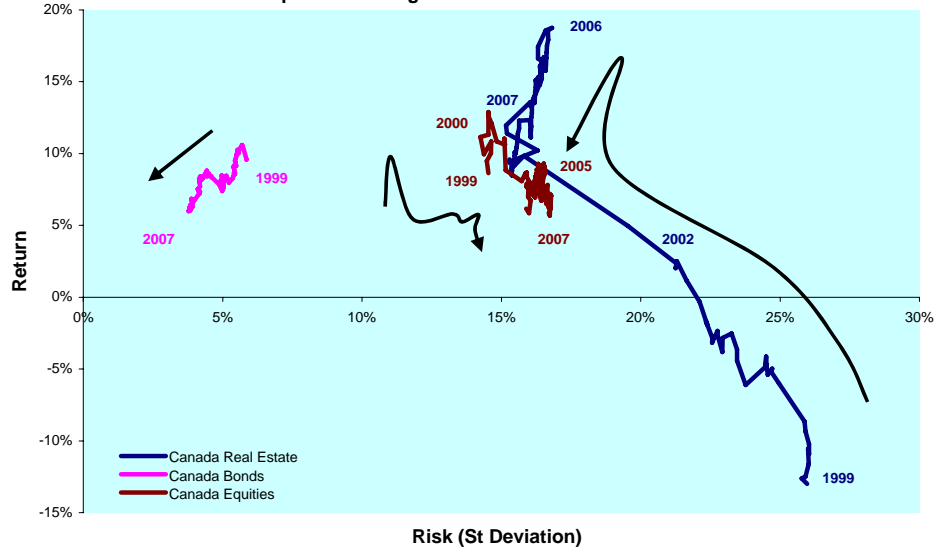
**Graph 156: Long Term Beta Coefficient and Sharpe Ratio**



**Graph 157: Equally Weighted Value-at-Risk**



**Graph 158: Rolling 10 Years Risk/Return Profiles**



DATE: APRIL 2008 CONTACT DETAILS:

EPRA: Schiphol Boulevard 283, 1118 BH Schiphol Airport, The Netherlands, T +31 20 405 3830, F +31 20 405 3840, E info@epra.com, W www.epra.com  
 NAREIT: 1875 Eye Street, N.W., Suite 600, Washington D.C. 20006, USA, T +1 202 739 9400, F + 1 202 739 9401, E info@nareit.com, W www.nareit.com

**Section 5.13**

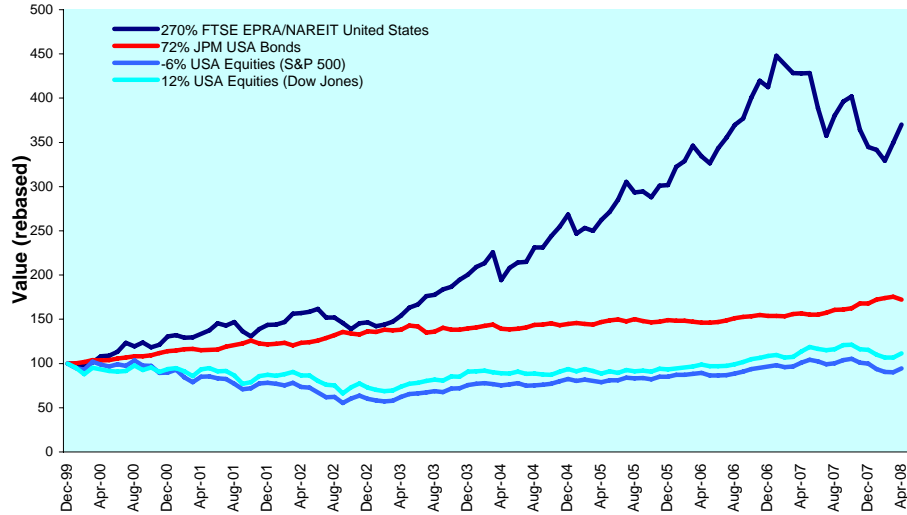
**United States**

DATE: APRIL 2008 CONTACT DETAILS:

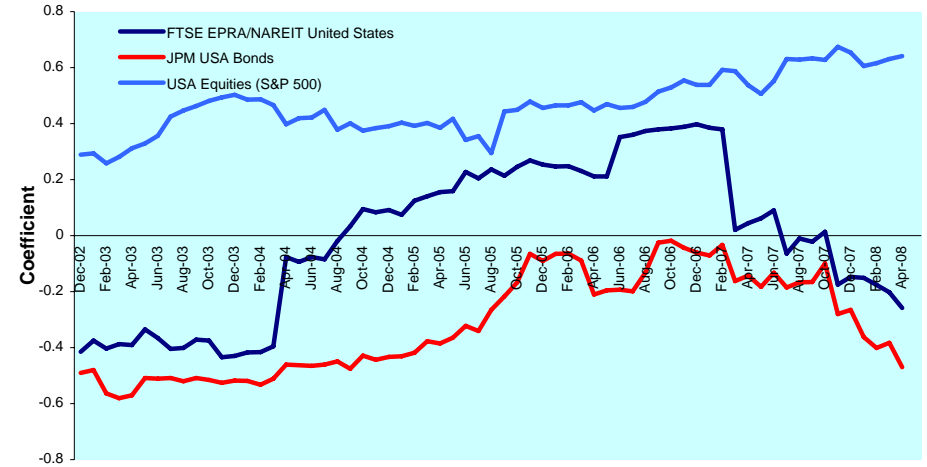
EPRA: Schiphol Boulevard 283, 1118 BH Schiphol Airport, The Netherlands, T +31 20 405 3830, F +31 20 405 3840, E info@epra.com, W www.epra.com  
NAREIT: 1875 Eye Street, N.W., Suite 600, Washington D.C. 20006, USA, T +1 202 739 9400, F + 1 202 739 9401, E info@nareit.com, W www.nareit.com



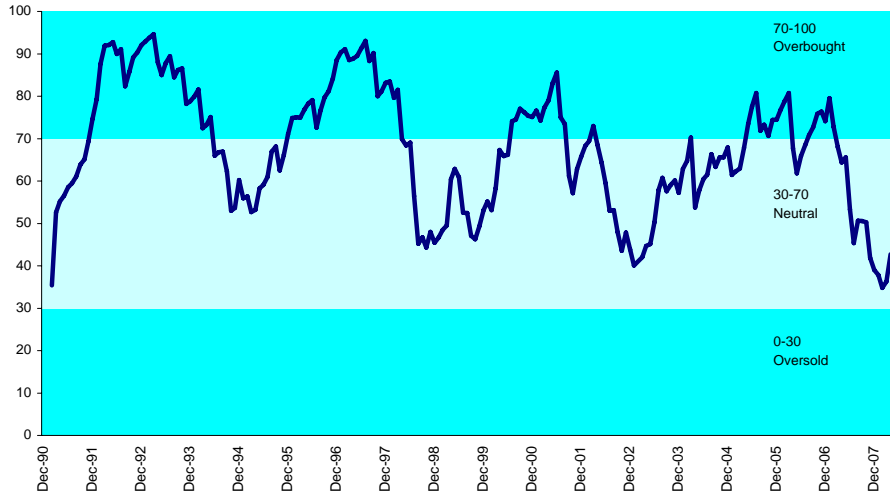
**Graph 159: Bonds, Equities & Real Estate**



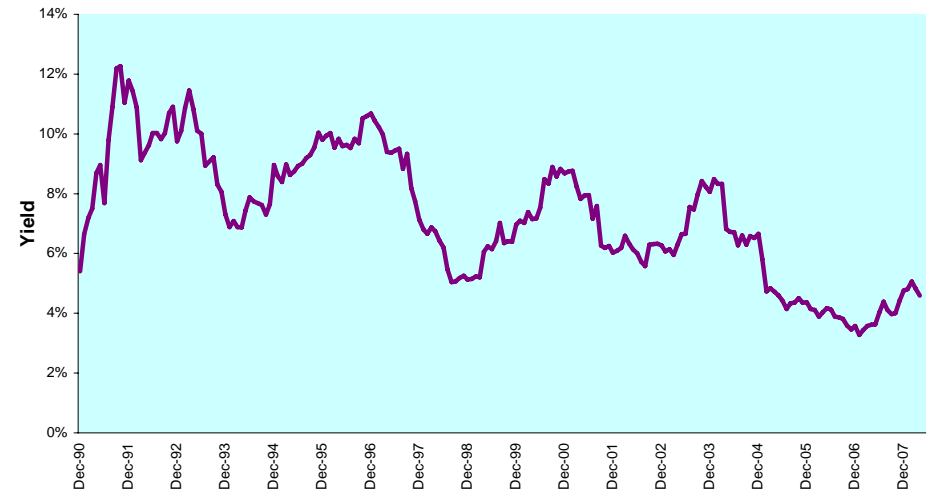
**Graph 160: Asset Classes Correlations**



**Graph 161: Relative Strength Indicator**



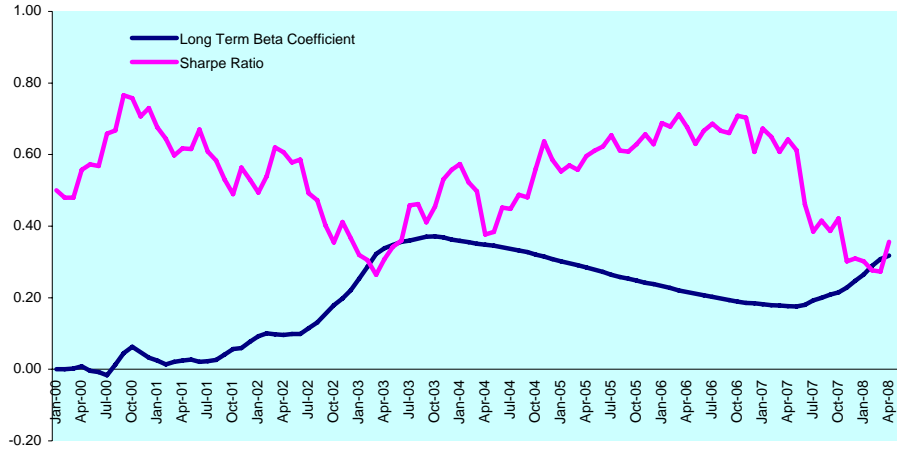
**Graph 162: 12 Month Dividend Yields**



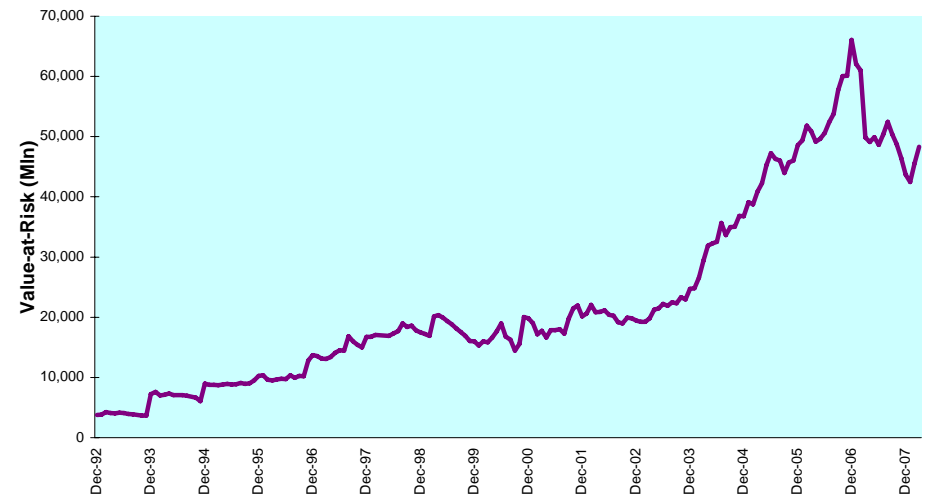
DATE: APRIL 2008 CONTACT DETAILS:

EPRA: Schiphol Boulevard 283, 1118 BH Schiphol Airport, The Netherlands, T +31 20 405 3830, F +31 20 405 3840, E info@epra.com, W www.epra.com  
 NAREIT: 1875 Eye Street, N.W., Suite 600, Washington D.C. 20006, USA, T +1 202 739 9400, F +1 202 739 9401, E info@nareit.com, W www.nareit.com

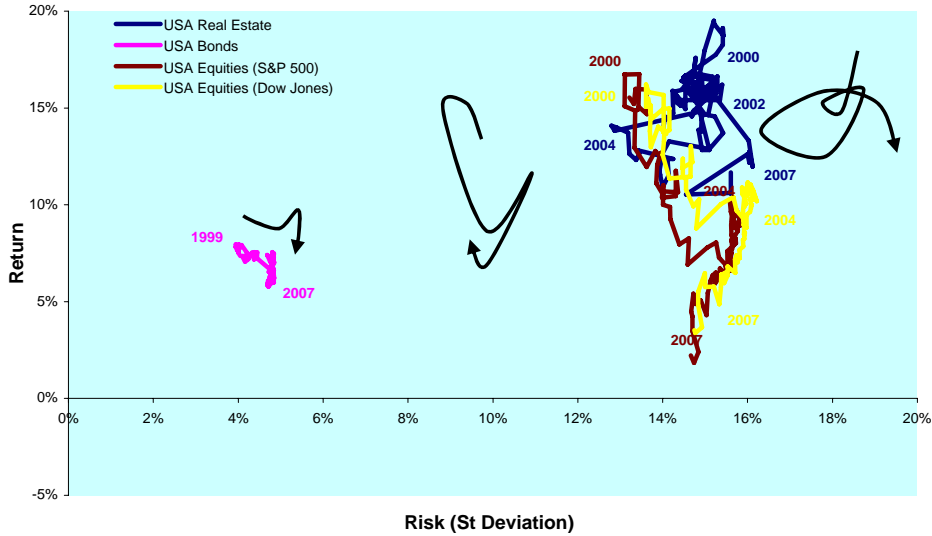
**Graph 163: Long Term Beta Coefficient and Sharpe Ratio**



**Graph 164: Equally Weighted Value-at-Risk**



**Graph 165: Rolling 10 Years Risk/Return Profiles**



DATE: APRIL 2008 CONTACT DETAILS:

EPRA: Schiphol Boulevard 283, 1118 BH Schiphol Airport, The Netherlands, T +31 20 405 3830, F +31 20 405 3840, E info@epra.com, W www.epra.com  
 NAREIT: 1875 Eye Street, N.W., Suite 600, Washington D.C. 20006, USA, T +1 202 739 9400, F +1 202 739 9401, E info@nareit.com, W www.nareit.com

## Section 6

### End-of-Year Constituent Chart

DATE: APRIL 2008 CONTACT DETAILS:

EPRA: Schiphol Boulevard 283, 1118 BH Schiphol Airport, The Netherlands, T +31 20 405 3830, F +31 20 405 3840, E [info@epra.com](mailto:info@epra.com), W [www.epra.com](http://www.epra.com)  
NAREIT: 1875 Eye Street, N.W., Suite 600, Washington D.C. 20006, USA, T +1 202 739 9400, F + 1 202 739 9401, E [info@nareit.com](mailto:info@nareit.com), W [www.nareit.com](http://www.nareit.com)

**Number of Constituents**

| Country              | 1989       | 1990       | 1991       | 1992       | 1993       | 1994       | 1995       | 1996       | 1997       | 1998       | 1999       | 2000       | 2001       | 2002       | 2003       | 2004       | 2005       | 2006       | 2007       | 2008 YTD   |
|----------------------|------------|------------|------------|------------|------------|------------|------------|------------|------------|------------|------------|------------|------------|------------|------------|------------|------------|------------|------------|------------|
| Australia            | 5          | 5          | 6          | 5          | 8          | 7          | 9          | 14         | 18         | 19         | 19         | 17         | 24         | 23         | 22         | 15         | 25         | 30         | 23         | 22         |
| Japan                | 9          | 9          | 10         | 8          | 11         | 11         | 11         | 11         | 8          | 7          | 9          | 8          | 6          | 8          | 7          | 17         | 21         | 26         | 23         | 22         |
| Hong Kong            | 17         | 17         | 17         | 26         | 35         | 25         | 19         | 29         | 34         | 19         | 20         | 17         | 15         | 10         | 9          | 11         | 13         | 25         | 21         | 21         |
| New Zealand          | 0          | 0          | 0          | 0          | 0          | 0          | 0          | 0          | 0          | 0          | 0          | 0          | 0          | 0          | 0          | 0          | 1          | 1          | 1          | 1          |
| Singapore            | 3          | 3          | 3          | 5          | 8          | 7          | 6          | 6          | 5          | 5          | 6          | 5          | 4          | 3          | 3          | 9          | 10         | 13         | 11         | 11         |
| <b>Asia</b>          | <b>34</b>  | <b>34</b>  | <b>36</b>  | <b>44</b>  | <b>62</b>  | <b>50</b>  | <b>45</b>  | <b>60</b>  | <b>65</b>  | <b>50</b>  | <b>54</b>  | <b>47</b>  | <b>49</b>  | <b>44</b>  | <b>41</b>  | <b>52</b>  | <b>70</b>  | <b>95</b>  | <b>79</b>  | <b>77</b>  |
| Austria              | 0          | 0          | 0          | 0          | 0          | 0          | 0          | 0          | 0          | 0          | 0          | 0          | 1          | 1          | 1          | 1          | 5          | 6          | 5          | 5          |
| Belgium              | 1          | 1          | 2          | 2          | 2          | 2          | 3          | 3          | 4          | 3          | 4          | 2          | 1          | 2          | 2          | 4          | 5          | 6          | 6          | 6          |
| Denmark              | 0          | 0          | 0          | 1          | 2          | 2          | 2          | 2          | 2          | 2          | 3          | 3          | 2          | 1          | 1          | 2          | 4          | 2          | 1          | 1          |
| Finland              | 0          | 0          | 0          | 0          | 1          | 1          | 1          | 1          | 1          | 1          | 2          | 2          | 1          | 1          | 1          | 2          | 3          | 3          | 3          | 3          |
| France               | 4          | 4          | 4          | 7          | 8          | 9          | 9          | 9          | 10         | 11         | 9          | 6          | 6          | 6          | 6          | 4          | 6          | 10         | 10         | 10         |
| Germany              | 3          | 3          | 3          | 3          | 3          | 3          | 3          | 4          | 5          | 5          | 5          | 2          | 2          | 2          | 2          | 3          | 3          | 6          | 9          | 9          |
| Greece               | 0          | 0          | 0          | 0          | 0          | 0          | 0          | 0          | 0          | 0          | 0          | 0          | 0          | 0          | 0          | 2          | 2          | 3          | 3          | 3          |
| Ireland              | 2          | 2          | 2          | 2          | 2          | 2          | 2          | 2          | 2          | 2          | 2          | 1          | 1          | 0          | 0          | 0          | 0          | 0          | 0          | 0          |
| Italy                | 2          | 2          | 2          | 3          | 3          | 3          | 4          | 4          | 4          | 4          | 5          | 2          | 1          | 2          | 3          | 3          | 4          | 4          | 4          | 4          |
| Netherlands          | 5          | 5          | 6          | 7          | 7          | 7          | 8          | 8          | 8          | 8          | 9          | 9          | 9          | 7          | 8          | 8          | 8          | 8          | 7          | 7          |
| Norway               | 2          | 2          | 2          | 2          | 2          | 2          | 3          | 3          | 3          | 4          | 4          | 2          | 2          | 1          | 1          | 0          | 0          | 2          | 1          | 1          |
| Poland               | 0          | 0          | 0          | 0          | 0          | 0          | 0          | 0          | 0          | 0          | 0          | 0          | 0          | 0          | 0          | 0          | 1          | 1          | 1          | 1          |
| Portugal             | 1          | 1          | 1          | 1          | 1          | 1          | 1          | 1          | 1          | 2          | 2          | 1          | 0          | 0          | 0          | 0          | 0          | 0          | 0          | 0          |
| Spain                | 2          | 2          | 2          | 2          | 2          | 2          | 2          | 2          | 2          | 3          | 3          | 4          | 3          | 3          | 2          | 2          | 2          | 1          | 1          | 1          |
| Sweden               | 4          | 4          | 5          | 6          | 9          | 10         | 12         | 12         | 15         | 17         | 21         | 9          | 9          | 9          | 8          | 5          | 6          | 6          | 6          | 6          |
| Switzerland          | 2          | 2          | 2          | 2          | 2          | 2          | 2          | 2          | 2          | 2          | 2          | 4          | 2          | 4          | 4          | 4          | 4          | 4          | 4          | 4          |
| UK                   | 28         | 28         | 28         | 28         | 29         | 30         | 34         | 35         | 40         | 42         | 43         | 36         | 34         | 33         | 30         | 29         | 38         | 41         | 36         | 34         |
| <b>Europe</b>        | <b>56</b>  | <b>56</b>  | <b>59</b>  | <b>66</b>  | <b>73</b>  | <b>76</b>  | <b>86</b>  | <b>88</b>  | <b>99</b>  | <b>106</b> | <b>114</b> | <b>83</b>  | <b>74</b>  | <b>72</b>  | <b>69</b>  | <b>69</b>  | <b>91</b>  | <b>103</b> | <b>97</b>  | <b>95</b>  |
| Canada               | 1          | 1          | 1          | 1          | 0          | 0          | 0          | 0          | 5          | 5          | 5          | 8          | 7          | 8          | 8          | 12         | 19         | 21         | 16         | 16         |
| USA                  | 12         | 12         | 16         | 19         | 25         | 51         | 79         | 88         | 100        | 106        | 101        | 114        | 112        | 108        | 105        | 110        | 127        | 119        | 103        | 103        |
| <b>North America</b> | <b>13</b>  | <b>13</b>  | <b>17</b>  | <b>20</b>  | <b>25</b>  | <b>51</b>  | <b>79</b>  | <b>88</b>  | <b>105</b> | <b>111</b> | <b>106</b> | <b>122</b> | <b>119</b> | <b>116</b> | <b>113</b> | <b>122</b> | <b>146</b> | <b>140</b> | <b>119</b> | <b>119</b> |
| <b>Total</b>         | <b>103</b> | <b>103</b> | <b>112</b> | <b>130</b> | <b>160</b> | <b>177</b> | <b>210</b> | <b>236</b> | <b>269</b> | <b>267</b> | <b>274</b> | <b>252</b> | <b>242</b> | <b>232</b> | <b>223</b> | <b>243</b> | <b>307</b> | <b>338</b> | <b>295</b> | <b>291</b> |

DATE: APRIL 2008 CONTACT DETAILS:

EPRA: Schiphol Boulevard 283, 1118 BH Schiphol Airport, The Netherlands, T +31 20 405 3830, F +31 20 405 3840, E info@epra.com, W www.epra.com  
 NAREIT: 1875 Eye Street, N.W., Suite 600, Washington D.C. 20006, USA, T +1 202 739 9400, F + 1 202 739 9401, E info@nareit.com, W www.nareit.com

**End-of-Year Constituents Chart**

| Company                               | Region | Country   | 1989 | 1990 | 1991 | 1992 | 1993 | 1994 | 1995 | 1996 | 1997 | 1998 | 1999 | 2000 | 2001 | 2002 | 2003 | 2004 | 2005 | 2006 | 2007 | 2008 | YTD |
|---------------------------------------|--------|-----------|------|------|------|------|------|------|------|------|------|------|------|------|------|------|------|------|------|------|------|------|-----|
| Abacus Property Group                 | Asia   | Australia |      |      |      |      |      |      |      |      |      |      |      |      |      |      |      |      |      |      |      |      |     |
| AMP Diversified Property Trust        | Asia   | Australia |      |      |      |      |      |      |      |      |      |      |      |      |      |      |      |      |      |      |      |      |     |
| AMP Industrial Trust                  | Asia   | Australia |      |      |      |      |      |      |      |      |      |      |      |      |      |      |      |      |      |      |      |      |     |
| AMP Shopping Centre                   | Asia   | Australia |      |      |      |      |      |      |      |      |      |      |      |      |      |      |      |      |      |      |      |      |     |
| Australand Property Group             | Asia   | Australia |      |      |      |      |      |      |      |      |      |      |      |      |      |      |      |      |      |      |      |      |     |
| Babcock & Brown Japan Property Trust  | Asia   | Australia |      |      |      |      |      |      |      |      |      |      |      |      |      |      |      |      |      |      |      |      |     |
| Bunnings Warehouse Property Trust     | Asia   | Australia |      |      |      |      |      |      |      |      |      |      |      |      |      |      |      |      |      |      |      |      |     |
| Centro Properties                     | Asia   | Australia |      |      |      |      |      |      |      |      |      |      |      |      |      |      |      |      |      |      |      |      |     |
| Centro Retail Trust                   | Asia   | Australia |      |      |      |      |      |      |      |      |      |      |      |      |      |      |      |      |      |      |      |      |     |
| Centro Shopping America Trust         | Asia   | Australia |      |      |      |      |      |      |      |      |      |      |      |      |      |      |      |      |      |      |      |      |     |
| CFS Retail Property Trust             | Asia   | Australia |      |      |      |      |      |      |      |      |      |      |      |      |      |      |      |      |      |      |      |      |     |
| Colonial First State Properties Trust | Asia   | Australia |      |      |      |      |      |      |      |      |      |      |      |      |      |      |      |      |      |      |      |      |     |
| Commonwealth Property Office Fund     | Asia   | Australia |      |      |      |      |      |      |      |      |      |      |      |      |      |      |      |      |      |      |      |      |     |
| DB RREEF Trust                        | Asia   | Australia |      |      |      |      |      |      |      |      |      |      |      |      |      |      |      |      |      |      |      |      |     |
| Deutsche Diversified Trust            | Asia   | Australia |      |      |      |      |      |      |      |      |      |      |      |      |      |      |      |      |      |      |      |      |     |
| Deutsche Industrial Trust             | Asia   | Australia |      |      |      |      |      |      |      |      |      |      |      |      |      |      |      |      |      |      |      |      |     |
| Deutsche Office Trust                 | Asia   | Australia |      |      |      |      |      |      |      |      |      |      |      |      |      |      |      |      |      |      |      |      |     |
| FKP Property Group                    | Asia   | Australia |      |      |      |      |      |      |      |      |      |      |      |      |      |      |      |      |      |      |      |      |     |
| Goodman Group                         | Asia   | Australia |      |      |      |      |      |      |      |      |      |      |      |      |      |      |      |      |      |      |      |      |     |
| GPT Group                             | Asia   | Australia |      |      |      |      |      |      |      |      |      |      |      |      |      |      |      |      |      |      |      |      |     |
| ING Industrial Fund                   | Asia   | Australia |      |      |      |      |      |      |      |      |      |      |      |      |      |      |      |      |      |      |      |      |     |
| ING Office Fund                       | Asia   | Australia |      |      |      |      |      |      |      |      |      |      |      |      |      |      |      |      |      |      |      |      |     |
| ING Real Estate Community Living      | Asia   | Australia |      |      |      |      |      |      |      |      |      |      |      |      |      |      |      |      |      |      |      |      |     |
| Investa Property Group                | Asia   | Australia |      |      |      |      |      |      |      |      |      |      |      |      |      |      |      |      |      |      |      |      |     |
| Lend Lease Corp.                      | Asia   | Australia |      |      |      |      |      |      |      |      |      |      |      |      |      |      |      |      |      |      |      |      |     |
| Macquarie Countrywide                 | Asia   | Australia |      |      |      |      |      |      |      |      |      |      |      |      |      |      |      |      |      |      |      |      |     |
| Macquarie DDR                         | Asia   | Australia |      |      |      |      |      |      |      |      |      |      |      |      |      |      |      |      |      |      |      |      |     |
| Macquarie Office                      | Asia   | Australia |      |      |      |      |      |      |      |      |      |      |      |      |      |      |      |      |      |      |      |      |     |
| Macquarie Prologis Trust              | Asia   | Australia |      |      |      |      |      |      |      |      |      |      |      |      |      |      |      |      |      |      |      |      |     |
| Mirvac Group                          | Asia   | Australia |      |      |      |      |      |      |      |      |      |      |      |      |      |      |      |      |      |      |      |      |     |
| Multiplex Group                       | Asia   | Australia |      |      |      |      |      |      |      |      |      |      |      |      |      |      |      |      |      |      |      |      |     |
| Principal America Office Trust        | Asia   | Australia |      |      |      |      |      |      |      |      |      |      |      |      |      |      |      |      |      |      |      |      |     |
| Principal Office Trust                | Asia   | Australia |      |      |      |      |      |      |      |      |      |      |      |      |      |      |      |      |      |      |      |      |     |
| Ronin Property Trust                  | Asia   | Australia |      |      |      |      |      |      |      |      |      |      |      |      |      |      |      |      |      |      |      |      |     |
| Rubicon America Trust                 | Asia   | Australia |      |      |      |      |      |      |      |      |      |      |      |      |      |      |      |      |      |      |      |      |     |
| Rubicon Europe Trust                  | Asia   | Australia |      |      |      |      |      |      |      |      |      |      |      |      |      |      |      |      |      |      |      |      |     |
| Stockland                             | Asia   | Australia |      |      |      |      |      |      |      |      |      |      |      |      |      |      |      |      |      |      |      |      |     |
| Sunland Group                         | Asia   | Australia |      |      |      |      |      |      |      |      |      |      |      |      |      |      |      |      |      |      |      |      |     |

DATE: APRIL 2008 CONTACT DETAILS:

EPRA: Schiphol Boulevard 283, 1118 BH Schiphol Airport, The Netherlands, T +31 20 405 3830, F +31 20 405 3840, E info@epra.com, W www.epra.com  
 NAREIT: 1875 Eye Street, N.W., Suite 600, Washington D.C. 20006, USA, T +1 202 739 9400, F + 1 202 739 9401, E info@nareit.com, W www.nareit.com

## End-of-Year Constituents Chart

| Company                                | Region | Country   | 1989 | 1990 | 1991 | 1992 | 1993 | 1994 | 1995 | 1996 | 1997 | 1998 | 1999 | 2000 | 2001 | 2002 | 2003 | 2004 | 2005 | 2006 | 2007 | 2008 | YTD |
|--|--------|-----------|------|------|------|------|------|------|------|------|------|------|------|------|------|------|------|------|------|------|------|------|-----|
| Tishman Speyer Office Fund             | Asia   | Australia |      |      |      |      |      |      |      |      |      |      |      |      |      |      |      |      |      |      |      |      |     |
| Valad Property Group                   | Asia   | Australia |      |      |      |      |      |      |      |      |      |      |      |      |      |      |      |      |      |      |      |      |     |
| Westfield America                      | Asia   | Australia |      |      |      |      |      |      |      |      |      |      |      |      |      |      |      |      |      |      |      |      |     |
| Westfield Group                        | Asia   | Australia |      |      |      |      |      |      |      |      |      |      |      |      |      |      |      |      |      |      |      |      |     |
| Westfield Holdings                     | Asia   | Australia |      |      |      |      |      |      |      |      |      |      |      |      |      |      |      |      |      |      |      |      |     |
| Westfield Trust                        | Asia   | Australia |      |      |      |      |      |      |      |      |      |      |      |      |      |      |      |      |      |      |      |      |     |
| Agile Property Holdings                | Asia   | Hong Kong |      |      |      |      |      |      |      |      |      |      |      |      |      |      |      |      |      |      |      |      |     |
| Allied Properties                      | Asia   | Hong Kong |      |      |      |      |      |      |      |      |      |      |      |      |      |      |      |      |      |      |      |      |     |
| Asean Residential                      | Asia   | Hong Kong |      |      |      |      |      |      |      |      |      |      |      |      |      |      |      |      |      |      |      |      |     |
| Asia Oriental                          | Asia   | Hong Kong |      |      |      |      |      |      |      |      |      |      |      |      |      |      |      |      |      |      |      |      |     |
| Asia Standard                          | Asia   | Hong Kong |      |      |      |      |      |      |      |      |      |      |      |      |      |      |      |      |      |      |      |      |     |
| Century City                           | Asia   | Hong Kong |      |      |      |      |      |      |      |      |      |      |      |      |      |      |      |      |      |      |      |      |     |
| Champion REIT                          | Asia   | Hong Kong |      |      |      |      |      |      |      |      |      |      |      |      |      |      |      |      |      |      |      |      |     |
| Cheung Kong Holdings                   | Asia   | Hong Kong |      |      |      |      |      |      |      |      |      |      |      |      |      |      |      |      |      |      |      |      |     |
| Chi Cheung                             | Asia   | Hong Kong |      |      |      |      |      |      |      |      |      |      |      |      |      |      |      |      |      |      |      |      |     |
| China Investment Holdings              | Asia   | Hong Kong |      |      |      |      |      |      |      |      |      |      |      |      |      |      |      |      |      |      |      |      |     |
| China Land Group                       | Asia   | Hong Kong |      |      |      |      |      |      |      |      |      |      |      |      |      |      |      |      |      |      |      |      |     |
| China Overseas Land & Investment       | Asia   | Hong Kong |      |      |      |      |      |      |      |      |      |      |      |      |      |      |      |      |      |      |      |      |     |
| China Resources Land                   | Asia   | Hong Kong |      |      |      |      |      |      |      |      |      |      |      |      |      |      |      |      |      |      |      |      |     |
| China State Construction International | Asia   | Hong Kong |      |      |      |      |      |      |      |      |      |      |      |      |      |      |      |      |      |      |      |      |     |
| Chinese Estate Holdings                | Asia   | Hong Kong |      |      |      |      |      |      |      |      |      |      |      |      |      |      |      |      |      |      |      |      |     |
| Chuang's China Investments             | Asia   | Hong Kong |      |      |      |      |      |      |      |      |      |      |      |      |      |      |      |      |      |      |      |      |     |
| Chuang's Consortium International      | Asia   | Hong Kong |      |      |      |      |      |      |      |      |      |      |      |      |      |      |      |      |      |      |      |      |     |
| Country Garden                         | Asia   | Hong Kong |      |      |      |      |      |      |      |      |      |      |      |      |      |      |      |      |      |      |      |      |     |
| Dan Form Holdings                      | Asia   | Hong Kong |      |      |      |      |      |      |      |      |      |      |      |      |      |      |      |      |      |      |      |      |     |
| Dynamic Holdings                       | Asia   | Hong Kong |      |      |      |      |      |      |      |      |      |      |      |      |      |      |      |      |      |      |      |      |     |
| Emperor International                  | Asia   | Hong Kong |      |      |      |      |      |      |      |      |      |      |      |      |      |      |      |      |      |      |      |      |     |
| Emperor Investments                    | Asia   | Hong Kong |      |      |      |      |      |      |      |      |      |      |      |      |      |      |      |      |      |      |      |      |     |
| Far East Consortium                    | Asia   | Hong Kong |      |      |      |      |      |      |      |      |      |      |      |      |      |      |      |      |      |      |      |      |     |
| Gold - Face Holdings                   | Asia   | Hong Kong |      |      |      |      |      |      |      |      |      |      |      |      |      |      |      |      |      |      |      |      |     |
| G-Prop Holdings                        | Asia   | Hong Kong |      |      |      |      |      |      |      |      |      |      |      |      |      |      |      |      |      |      |      |      |     |
| Great Eagle Holdings                   | Asia   | Hong Kong |      |      |      |      |      |      |      |      |      |      |      |      |      |      |      |      |      |      |      |      |     |
| GZI REIT                               | Asia   | Hong Kong |      |      |      |      |      |      |      |      |      |      |      |      |      |      |      |      |      |      |      |      |     |
| Hang Lung Group                        | Asia   | Hong Kong |      |      |      |      |      |      |      |      |      |      |      |      |      |      |      |      |      |      |      |      |     |
| Hang Lung Properties                   | Asia   | Hong Kong |      |      |      |      |      |      |      |      |      |      |      |      |      |      |      |      |      |      |      |      |     |
| Henderson China                        | Asia   | Hong Kong |      |      |      |      |      |      |      |      |      |      |      |      |      |      |      |      |      |      |      |      |     |
| Henderson Investors                    | Asia   | Hong Kong |      |      |      |      |      |      |      |      |      |      |      |      |      |      |      |      |      |      |      |      |     |
| Henderson Land Development             | Asia   | Hong Kong |      |      |      |      |      |      |      |      |      |      |      |      |      |      |      |      |      |      |      |      |     |

DATE: APRIL 2008 CONTACT DETAILS:

EPRA: Schiphol Boulevard 283, 1118 BH Schiphol Airport, The Netherlands, T +31 20 405 3830, F +31 20 405 3840, E info@epra.com, W www.epra.com  
 NAREIT: 1875 Eye Street, N.W., Suite 600, Washington D.C. 20006, USA, T +1 202 739 9400, F + 1 202 739 9401, E info@nareit.com, W www.nareit.com

## End-of-Year Constituents Chart

| Company                             | Region | Country   | 1989 | 1990 | 1991 | 1992 | 1993 | 1994 | 1995 | 1996 | 1997 | 1998 | 1999 | 2000 | 2001 | 2002 | 2003 | 2004 | 2005 | 2006 | 2007 | 2008 | YTD |
|-------------------------------------|--------|-----------|------|------|------|------|------|------|------|------|------|------|------|------|------|------|------|------|------|------|------|------|-----|
| Heritage International Holdings     | Asia   | Hong Kong |      |      |      |      |      |      |      |      |      |      |      |      |      |      |      |      |      |      |      |      |     |
| HKR International                   | Asia   | Hong Kong |      |      |      |      |      |      |      |      |      |      |      |      |      |      |      |      |      |      |      |      |     |
| Hon Kwok Land Investments           | Asia   | Hong Kong |      |      |      |      |      |      |      |      |      |      |      |      |      |      |      |      |      |      |      |      |     |
| Hong Kong Fortune                   | Asia   | Hong Kong |      |      |      |      |      |      |      |      |      |      |      |      |      |      |      |      |      |      |      |      |     |
| Hong Kong Land                      | Asia   | Hong Kong |      |      |      |      |      |      |      |      |      |      |      |      |      |      |      |      |      |      |      |      |     |
| Hong Kong Parkview Group            | Asia   | Hong Kong |      |      |      |      |      |      |      |      |      |      |      |      |      |      |      |      |      |      |      |      |     |
| Hopson Development Holdings         | Asia   | Hong Kong |      |      |      |      |      |      |      |      |      |      |      |      |      |      |      |      |      |      |      |      |     |
| Hycomm Wireless                     | Asia   | Hong Kong |      |      |      |      |      |      |      |      |      |      |      |      |      |      |      |      |      |      |      |      |     |
| Hysan Development                   | Asia   | Hong Kong |      |      |      |      |      |      |      |      |      |      |      |      |      |      |      |      |      |      |      |      |     |
| Interchina Holdings                 | Asia   | Hong Kong |      |      |      |      |      |      |      |      |      |      |      |      |      |      |      |      |      |      |      |      |     |
| K Wah International Holdings        | Asia   | Hong Kong |      |      |      |      |      |      |      |      |      |      |      |      |      |      |      |      |      |      |      |      |     |
| Kerry Properties                    | Asia   | Hong Kong |      |      |      |      |      |      |      |      |      |      |      |      |      |      |      |      |      |      |      |      |     |
| Kowloon Development                 | Asia   | Hong Kong |      |      |      |      |      |      |      |      |      |      |      |      |      |      |      |      |      |      |      |      |     |
| Kwong Sand Hong International       | Asia   | Hong Kong |      |      |      |      |      |      |      |      |      |      |      |      |      |      |      |      |      |      |      |      |     |
| Lai Fung Holdings                   | Asia   | Hong Kong |      |      |      |      |      |      |      |      |      |      |      |      |      |      |      |      |      |      |      |      |     |
| Lai Sun Development                 | Asia   | Hong Kong |      |      |      |      |      |      |      |      |      |      |      |      |      |      |      |      |      |      |      |      |     |
| Link Real Estate Investment Trust   | Asia   | Hong Kong |      |      |      |      |      |      |      |      |      |      |      |      |      |      |      |      |      |      |      |      |     |
| Lippo Ltd.                          | Asia   | Hong Kong |      |      |      |      |      |      |      |      |      |      |      |      |      |      |      |      |      |      |      |      |     |
| Liu Chong Hing Investments          | Asia   | Hong Kong |      |      |      |      |      |      |      |      |      |      |      |      |      |      |      |      |      |      |      |      |     |
| Midland Realty Holdings             | Asia   | Hong Kong |      |      |      |      |      |      |      |      |      |      |      |      |      |      |      |      |      |      |      |      |     |
| Nam Fong International Holdings     | Asia   | Hong Kong |      |      |      |      |      |      |      |      |      |      |      |      |      |      |      |      |      |      |      |      |     |
| New Century Group Hong Kong         | Asia   | Hong Kong |      |      |      |      |      |      |      |      |      |      |      |      |      |      |      |      |      |      |      |      |     |
| New City Beijing Development        | Asia   | Hong Kong |      |      |      |      |      |      |      |      |      |      |      |      |      |      |      |      |      |      |      |      |     |
| New World China Land                | Asia   | Hong Kong |      |      |      |      |      |      |      |      |      |      |      |      |      |      |      |      |      |      |      |      |     |
| New World Development               | Asia   | Hong Kong |      |      |      |      |      |      |      |      |      |      |      |      |      |      |      |      |      |      |      |      |     |
| Pacific Century Premium Development | Asia   | Hong Kong |      |      |      |      |      |      |      |      |      |      |      |      |      |      |      |      |      |      |      |      |     |
| Pacific Concord Holdings            | Asia   | Hong Kong |      |      |      |      |      |      |      |      |      |      |      |      |      |      |      |      |      |      |      |      |     |
| Pearl Oriental Holdings             | Asia   | Hong Kong |      |      |      |      |      |      |      |      |      |      |      |      |      |      |      |      |      |      |      |      |     |
| Prosperity REIT                     | Asia   | Hong Kong |      |      |      |      |      |      |      |      |      |      |      |      |      |      |      |      |      |      |      |      |     |
| Shanghai Real Estate                | Asia   | Hong Kong |      |      |      |      |      |      |      |      |      |      |      |      |      |      |      |      |      |      |      |      |     |
| Shenzhen Investment                 | Asia   | Hong Kong |      |      |      |      |      |      |      |      |      |      |      |      |      |      |      |      |      |      |      |      |     |
| Shimao Property Holdings            | Asia   | Hong Kong |      |      |      |      |      |      |      |      |      |      |      |      |      |      |      |      |      |      |      |      |     |
| Shui On Land                        | Asia   | Hong Kong |      |      |      |      |      |      |      |      |      |      |      |      |      |      |      |      |      |      |      |      |     |
| Silver Grant International          | Asia   | Hong Kong |      |      |      |      |      |      |      |      |      |      |      |      |      |      |      |      |      |      |      |      |     |
| Sino Land                           | Asia   | Hong Kong |      |      |      |      |      |      |      |      |      |      |      |      |      |      |      |      |      |      |      |      |     |
| Sun Hung Kai Properties             | Asia   | Hong Kong |      |      |      |      |      |      |      |      |      |      |      |      |      |      |      |      |      |      |      |      |     |
| Swire Pacific                       | Asia   | Hong Kong |      |      |      |      |      |      |      |      |      |      |      |      |      |      |      |      |      |      |      |      |     |
| The Wharf Holdings                  | Asia   | Hong Kong |      |      |      |      |      |      |      |      |      |      |      |      |      |      |      |      |      |      |      |      |     |

DATE: APRIL 2008 CONTACT DETAILS:

EPRA: Schiphol Boulevard 283, 1118 BH Schiphol Airport, The Netherlands, T +31 20 405 3830, F +31 20 405 3840, E info@epra.com, W www.epra.com  
 NAREIT: 1875 Eye Street, N.W., Suite 600, Washington D.C. 20006, USA, T +1 202 739 9400, F + 1 202 739 9401, E info@nareit.com, W www.nareit.com

## End-of-Year Constituents Chart

| Company                                  | Region | Country     | 1989 | 1990 | 1991 | 1992 | 1993 | 1994 | 1995 | 1996 | 1997 | 1998 | 1999 | 2000 | 2001 | 2002 | 2003 | 2004 | 2005 | 2006 | 2007 | 2008 | YTD |
|--|--------|-------------|------|------|------|------|------|------|------|------|------|------|------|------|------|------|------|------|------|------|------|------|-----|
| Wheelock Properties                      | Asia   | Hong Kong   |      |      |      |      |      |      |      |      |      |      |      |      |      |      |      |      |      |      |      |      |     |
| Aeon Mall Co. Ltd                        | Asia   | Japan       |      |      |      |      |      |      |      |      |      |      |      |      |      |      |      |      |      |      |      |      |     |
| Cesar                                    | Asia   | Japan       |      |      |      |      |      |      |      |      |      |      |      |      |      |      |      |      |      |      |      |      |     |
| Daibiru Corp.                            | Asia   | Japan       |      |      |      |      |      |      |      |      |      |      |      |      |      |      |      |      |      |      |      |      |     |
| Daikyo                                   | Asia   | Japan       |      |      |      |      |      |      |      |      |      |      |      |      |      |      |      |      |      |      |      |      |     |
| Diamond City                             | Asia   | Japan       |      |      |      |      |      |      |      |      |      |      |      |      |      |      |      |      |      |      |      |      |     |
| Goldcrest                                | Asia   | Japan       |      |      |      |      |      |      |      |      |      |      |      |      |      |      |      |      |      |      |      |      |     |
| Hankyu Realty                            | Asia   | Japan       |      |      |      |      |      |      |      |      |      |      |      |      |      |      |      |      |      |      |      |      |     |
| Heiwa Real Estate                        | Asia   | Japan       |      |      |      |      |      |      |      |      |      |      |      |      |      |      |      |      |      |      |      |      |     |
| Japan Prime Realty Investment            | Asia   | Japan       |      |      |      |      |      |      |      |      |      |      |      |      |      |      |      |      |      |      |      |      |     |
| Japan Real Estate Investment Corporation | Asia   | Japan       |      |      |      |      |      |      |      |      |      |      |      |      |      |      |      |      |      |      |      |      |     |
| Japan Retail Fund Investment             | Asia   | Japan       |      |      |      |      |      |      |      |      |      |      |      |      |      |      |      |      |      |      |      |      |     |
| Kenedix Realty Investment                | Asia   | Japan       |      |      |      |      |      |      |      |      |      |      |      |      |      |      |      |      |      |      |      |      |     |
| Leopalace21 Corp.                        | Asia   | Japan       |      |      |      |      |      |      |      |      |      |      |      |      |      |      |      |      |      |      |      |      |     |
| Mitsubishi Estate                        | Asia   | Japan       |      |      |      |      |      |      |      |      |      |      |      |      |      |      |      |      |      |      |      |      |     |
| Mitsui Fudosan Co.                       | Asia   | Japan       |      |      |      |      |      |      |      |      |      |      |      |      |      |      |      |      |      |      |      |      |     |
| Mitsui Real Estate Sales                 | Asia   | Japan       |      |      |      |      |      |      |      |      |      |      |      |      |      |      |      |      |      |      |      |      |     |
| Mori Trust Sogo REIT                     | Asia   | Japan       |      |      |      |      |      |      |      |      |      |      |      |      |      |      |      |      |      |      |      |      |     |
| Nippon Building Fund Inc.                | Asia   | Japan       |      |      |      |      |      |      |      |      |      |      |      |      |      |      |      |      |      |      |      |      |     |
| Nippon Commercial Investment             | Asia   | Japan       |      |      |      |      |      |      |      |      |      |      |      |      |      |      |      |      |      |      |      |      |     |
| Nomura Real Estate Office Fund           | Asia   | Japan       |      |      |      |      |      |      |      |      |      |      |      |      |      |      |      |      |      |      |      |      |     |
| NTT Urban Development                    | Asia   | Japan       |      |      |      |      |      |      |      |      |      |      |      |      |      |      |      |      |      |      |      |      |     |
| Orix Jreit Inc.                          | Asia   | Japan       |      |      |      |      |      |      |      |      |      |      |      |      |      |      |      |      |      |      |      |      |     |
| Premier Investment Co.                   | Asia   | Japan       |      |      |      |      |      |      |      |      |      |      |      |      |      |      |      |      |      |      |      |      |     |
| Shoei                                    | Asia   | Japan       |      |      |      |      |      |      |      |      |      |      |      |      |      |      |      |      |      |      |      |      |     |
| Sumitomo Realty & Development            | Asia   | Japan       |      |      |      |      |      |      |      |      |      |      |      |      |      |      |      |      |      |      |      |      |     |
| Toc Co.                                  | Asia   | Japan       |      |      |      |      |      |      |      |      |      |      |      |      |      |      |      |      |      |      |      |      |     |
| Tokyo Tatemono                           | Asia   | Japan       |      |      |      |      |      |      |      |      |      |      |      |      |      |      |      |      |      |      |      |      |     |
| Tokyu Land                               | Asia   | Japan       |      |      |      |      |      |      |      |      |      |      |      |      |      |      |      |      |      |      |      |      |     |
| Tokyu REIT Inc.                          | Asia   | Japan       |      |      |      |      |      |      |      |      |      |      |      |      |      |      |      |      |      |      |      |      |     |
| Towa Real Estate Development             | Asia   | Japan       |      |      |      |      |      |      |      |      |      |      |      |      |      |      |      |      |      |      |      |      |     |
| United Urban Investment                  | Asia   | Japan       |      |      |      |      |      |      |      |      |      |      |      |      |      |      |      |      |      |      |      |      |     |
| AMP NZ Office Trust                      | Asia   | New Zealand |      |      |      |      |      |      |      |      |      |      |      |      |      |      |      |      |      |      |      |      |     |
| Kiwi Income Property Trust               | Asia   | New Zealand |      |      |      |      |      |      |      |      |      |      |      |      |      |      |      |      |      |      |      |      |     |
| Allgreen Properties                      | Asia   | Singapore   |      |      |      |      |      |      |      |      |      |      |      |      |      |      |      |      |      |      |      |      |     |
| Allco Commercial Real Estate             | Asia   | Singapore   |      |      |      |      |      |      |      |      |      |      |      |      |      |      |      |      |      |      |      |      |     |
| Ascendas Real Estate Investment Trust    | Asia   | Singapore   |      |      |      |      |      |      |      |      |      |      |      |      |      |      |      |      |      |      |      |      |     |
| CapitaCommercial Trust                   | Asia   | Singapore   |      |      |      |      |      |      |      |      |      |      |      |      |      |      |      |      |      |      |      |      |     |

DATE: APRIL 2008 CONTACT DETAILS:

EPRA: Schiphol Boulevard 283, 1118 BH Schiphol Airport, The Netherlands, T +31 20 405 3830, F +31 20 405 3840, E info@epra.com, W www.epra.com  
 NAREIT: 1875 Eye Street, N.W., Suite 600, Washington D.C. 20006, USA, T +1 202 739 9400, F + 1 202 739 9401, E info@nareit.com, W www.nareit.com



## End-of-Year Constituents Chart

| Company                              | Region | Country   | 1989 | 1990 | 1991 | 1992 | 1993 | 1994 | 1995 | 1996 | 1997 | 1998 | 1999 | 2000 | 2001 | 2002 | 2003 | 2004 | 2005 | 2006 | 2007 | 2008 | YTD |
|--------------------------------------|--------|-----------|------|------|------|------|------|------|------|------|------|------|------|------|------|------|------|------|------|------|------|------|-----|
| Capitaland                           | Asia   | Singapore |      |      |      |      |      |      |      |      |      |      |      |      |      |      |      |      |      |      |      |      |     |
| CapitaMall Trust                     | Asia   | Singapore |      |      |      |      |      |      |      |      |      |      |      |      |      |      |      |      |      |      |      |      |     |
| Fortune REIT                         | Asia   | Singapore |      |      |      |      |      |      |      |      |      |      |      |      |      |      |      |      |      |      |      |      |     |
| Guocoland                            | Asia   | Singapore |      |      |      |      |      |      |      |      |      |      |      |      |      |      |      |      |      |      |      |      |     |
| Hongkong Land Holdings               | Asia   | Singapore |      |      |      |      |      |      |      |      |      |      |      |      |      |      |      |      |      |      |      |      |     |
| Keppel Land                          | Asia   | Singapore |      |      |      |      |      |      |      |      |      |      |      |      |      |      |      |      |      |      |      |      |     |
| K-REIT Asia                          | Asia   | Singapore |      |      |      |      |      |      |      |      |      |      |      |      |      |      |      |      |      |      |      |      |     |
| Mapletree Logistics Trust            | Asia   | Singapore |      |      |      |      |      |      |      |      |      |      |      |      |      |      |      |      |      |      |      |      |     |
| Pacific Century Regional Development | Asia   | Singapore |      |      |      |      |      |      |      |      |      |      |      |      |      |      |      |      |      |      |      |      |     |
| Singapore Land                       | Asia   | Singapore |      |      |      |      |      |      |      |      |      |      |      |      |      |      |      |      |      |      |      |      |     |
| Suntec REIT                          | Asia   | Singapore |      |      |      |      |      |      |      |      |      |      |      |      |      |      |      |      |      |      |      |      |     |
| Tuan Sing Holdings                   | Asia   | Singapore |      |      |      |      |      |      |      |      |      |      |      |      |      |      |      |      |      |      |      |      |     |
| United Overseas Land                 | Asia   | Singapore |      |      |      |      |      |      |      |      |      |      |      |      |      |      |      |      |      |      |      |      |     |
| Wing Tai Holdings                    | Asia   | Singapore |      |      |      |      |      |      |      |      |      |      |      |      |      |      |      |      |      |      |      |      |     |
| CA Immobilien                        | Europe | Austria   |      |      |      |      |      |      |      |      |      |      |      |      |      |      |      |      |      |      |      |      |     |
| Conwert Immobilien                   | Europe | Austria   |      |      |      |      |      |      |      |      |      |      |      |      |      |      |      |      |      |      |      |      |     |
| Immoeast                             | Europe | Austria   |      |      |      |      |      |      |      |      |      |      |      |      |      |      |      |      |      |      |      |      |     |
| Immofinanz                           | Europe | Austria   |      |      |      |      |      |      |      |      |      |      |      |      |      |      |      |      |      |      |      |      |     |
| Sparkassen Immo Invest               | Europe | Austria   |      |      |      |      |      |      |      |      |      |      |      |      |      |      |      |      |      |      |      |      |     |
| Sparkassen Immobilien                | Europe | Austria   |      |      |      |      |      |      |      |      |      |      |      |      |      |      |      |      |      |      |      |      |     |
| Befimmo                              | Europe | Belgium   |      |      |      |      |      |      |      |      |      |      |      |      |      |      |      |      |      |      |      |      |     |
| Bern Comofi                          | Europe | Belgium   |      |      |      |      |      |      |      |      |      |      |      |      |      |      |      |      |      |      |      |      |     |
| Cofinimmo                            | Europe | Belgium   |      |      |      |      |      |      |      |      |      |      |      |      |      |      |      |      |      |      |      |      |     |
| Immobel                              | Europe | Belgium   |      |      |      |      |      |      |      |      |      |      |      |      |      |      |      |      |      |      |      |      |     |
| Intervest Offices                    | Europe | Belgium   |      |      |      |      |      |      |      |      |      |      |      |      |      |      |      |      |      |      |      |      |     |
| Leasinvest                           | Europe | Belgium   |      |      |      |      |      |      |      |      |      |      |      |      |      |      |      |      |      |      |      |      |     |
| Warehouses De Pauw                   | Europe | Belgium   |      |      |      |      |      |      |      |      |      |      |      |      |      |      |      |      |      |      |      |      |     |
| Wereldhave Belgium                   | Europe | Belgium   |      |      |      |      |      |      |      |      |      |      |      |      |      |      |      |      |      |      |      |      |     |
| ES Norden                            | Europe | Denmark   |      |      |      |      |      |      |      |      |      |      |      |      |      |      |      |      |      |      |      |      |     |
| Keops                                | Europe | Denmark   |      |      |      |      |      |      |      |      |      |      |      |      |      |      |      |      |      |      |      |      |     |
| Nordicom                             | Europe | Denmark   |      |      |      |      |      |      |      |      |      |      |      |      |      |      |      |      |      |      |      |      |     |
| Sjaelso Gruppen                      | Europe | Denmark   |      |      |      |      |      |      |      |      |      |      |      |      |      |      |      |      |      |      |      |      |     |
| TK Development                       | Europe | Denmark   |      |      |      |      |      |      |      |      |      |      |      |      |      |      |      |      |      |      |      |      |     |
| Citycon                              | Europe | Finland   |      |      |      |      |      |      |      |      |      |      |      |      |      |      |      |      |      |      |      |      |     |
| Sponda                               | Europe | Finland   |      |      |      |      |      |      |      |      |      |      |      |      |      |      |      |      |      |      |      |      |     |
| Technopolis                          | Europe | Finland   |      |      |      |      |      |      |      |      |      |      |      |      |      |      |      |      |      |      |      |      |     |
| Acanthe Developpement                | Europe | France    |      |      |      |      |      |      |      |      |      |      |      |      |      |      |      |      |      |      |      |      |     |
| Affine                               | Europe | France    |      |      |      |      |      |      |      |      |      |      |      |      |      |      |      |      |      |      |      |      |     |

DATE: APRIL 2008 CONTACT DETAILS:

EPRA: Schiphol Boulevard 283, 1118 BH Schiphol Airport, The Netherlands, T +31 20 405 3830, F +31 20 405 3840, E info@epra.com, W www.epra.com  
 NAREIT: 1875 Eye Street, N.W., Suite 600, Washington D.C. 20006, USA, T +1 202 739 9400, F + 1 202 739 9401, E info@nareit.com, W www.nareit.com

## End-of-Year Constituents Chart

| Company                                    | Region | Country | 1989 | 1990 | 1991 | 1992 | 1993 | 1994 | 1995 | 1996 | 1997 | 1998 | 1999 | 2000 | 2001 | 2002 | 2003 | 2004 | 2005 | 2006 | 2007 | 2008 | YTD |
|--|--------|---------|------|------|------|------|------|------|------|------|------|------|------|------|------|------|------|------|------|------|------|------|-----|
| Fidei                                      | Europe | France  |      |      |      |      |      |      |      |      |      |      |      |      |      |      |      |      |      |      |      |      |     |
| Fonciere Des Regions                       | Europe | France  |      |      |      |      |      |      |      |      |      |      |      |      |      |      |      |      |      |      |      |      |     |
| Fonciere Lyonnaise                         | Europe | France  |      |      |      |      |      |      |      |      |      |      |      |      |      |      |      |      |      |      |      |      |     |
| Gecina                                     | Europe | France  |      |      |      |      |      |      |      |      |      |      |      |      |      |      |      |      |      |      |      |      |     |
| Icade                                      | Europe | France  |      |      |      |      |      |      |      |      |      |      |      |      |      |      |      |      |      |      |      |      |     |
| Klepierre                                  | Europe | France  |      |      |      |      |      |      |      |      |      |      |      |      |      |      |      |      |      |      |      |      |     |
| Locafinanciere                             | Europe | France  |      |      |      |      |      |      |      |      |      |      |      |      |      |      |      |      |      |      |      |      |     |
| Mercialys                                  | Europe | France  |      |      |      |      |      |      |      |      |      |      |      |      |      |      |      |      |      |      |      |      |     |
| Sefimeg                                    | Europe | France  |      |      |      |      |      |      |      |      |      |      |      |      |      |      |      |      |      |      |      |      |     |
| Silic                                      | Europe | France  |      |      |      |      |      |      |      |      |      |      |      |      |      |      |      |      |      |      |      |      |     |
| Simco                                      | Europe | France  |      |      |      |      |      |      |      |      |      |      |      |      |      |      |      |      |      |      |      |      |     |
| Societe de la Tour Eiffel                  | Europe | France  |      |      |      |      |      |      |      |      |      |      |      |      |      |      |      |      |      |      |      |      |     |
| Sogeparc                                   | Europe | France  |      |      |      |      |      |      |      |      |      |      |      |      |      |      |      |      |      |      |      |      |     |
| Sophia                                     | Europe | France  |      |      |      |      |      |      |      |      |      |      |      |      |      |      |      |      |      |      |      |      |     |
| Unibail - Rodamco                          | Europe | France  |      |      |      |      |      |      |      |      |      |      |      |      |      |      |      |      |      |      |      |      |     |
| Union Immobiliere de France                | Europe | France  |      |      |      |      |      |      |      |      |      |      |      |      |      |      |      |      |      |      |      |      |     |
| Alstria Office                             | Europe | Germany |      |      |      |      |      |      |      |      |      |      |      |      |      |      |      |      |      |      |      |      |     |
| Bau-Verein Zu Hamburg                      | Europe | Germany |      |      |      |      |      |      |      |      |      |      |      |      |      |      |      |      |      |      |      |      |     |
| CBB Holding                                | Europe | Germany |      |      |      |      |      |      |      |      |      |      |      |      |      |      |      |      |      |      |      |      |     |
| Colonia Real Estate                        | Europe | Germany |      |      |      |      |      |      |      |      |      |      |      |      |      |      |      |      |      |      |      |      |     |
| Deutsche Euroshop                          | Europe | Germany |      |      |      |      |      |      |      |      |      |      |      |      |      |      |      |      |      |      |      |      |     |
| Deutsche Wohnen                            | Europe | Germany |      |      |      |      |      |      |      |      |      |      |      |      |      |      |      |      |      |      |      |      |     |
| DIC Asset                                  | Europe | Germany |      |      |      |      |      |      |      |      |      |      |      |      |      |      |      |      |      |      |      |      |     |
| Gagfah                                     | Europe | Germany |      |      |      |      |      |      |      |      |      |      |      |      |      |      |      |      |      |      |      |      |     |
| Hamborner                                  | Europe | Germany |      |      |      |      |      |      |      |      |      |      |      |      |      |      |      |      |      |      |      |      |     |
| IVG Immobilien                             | Europe | Germany |      |      |      |      |      |      |      |      |      |      |      |      |      |      |      |      |      |      |      |      |     |
| Patrizia Immobilien                        | Europe | Germany |      |      |      |      |      |      |      |      |      |      |      |      |      |      |      |      |      |      |      |      |     |
| RSE Grundbesitz U-Beteiligung              | Europe | Germany |      |      |      |      |      |      |      |      |      |      |      |      |      |      |      |      |      |      |      |      |     |
| Vivacon                                    | Europe | Germany |      |      |      |      |      |      |      |      |      |      |      |      |      |      |      |      |      |      |      |      |     |
| Babis Vovos International                  | Europe | Greece  |      |      |      |      |      |      |      |      |      |      |      |      |      |      |      |      |      |      |      |      |     |
| Eurobank Properties Real Estate Investment | Europe | Greece  |      |      |      |      |      |      |      |      |      |      |      |      |      |      |      |      |      |      |      |      |     |
| Lamda Development                          | Europe | Greece  |      |      |      |      |      |      |      |      |      |      |      |      |      |      |      |      |      |      |      |      |     |
| Dunloe Ewart                               | Europe | Ireland |      |      |      |      |      |      |      |      |      |      |      |      |      |      |      |      |      |      |      |      |     |
| Green Property                             | Europe | Ireland |      |      |      |      |      |      |      |      |      |      |      |      |      |      |      |      |      |      |      |      |     |
| Aedes                                      | Europe | Italy   |      |      |      |      |      |      |      |      |      |      |      |      |      |      |      |      |      |      |      |      |     |
| Beni Stabili                               | Europe | Italy   |      |      |      |      |      |      |      |      |      |      |      |      |      |      |      |      |      |      |      |      |     |
| Gifim                                      | Europe | Italy   |      |      |      |      |      |      |      |      |      |      |      |      |      |      |      |      |      |      |      |      |     |
| Immobiliare Grande Distribution            | Europe | Italy   |      |      |      |      |      |      |      |      |      |      |      |      |      |      |      |      |      |      |      |      |     |

DATE: APRIL 2008 CONTACT DETAILS:

EPRA: Schiphol Boulevard 283, 1118 BH Schiphol Airport, The Netherlands, T +31 20 405 3830, F +31 20 405 3840, E info@epra.com, W www.epra.com  
 NAREIT: 1875 Eye Street, N.W., Suite 600, Washington D.C. 20006, USA, T +1 202 739 9400, F + 1 202 739 9401, E info@nareit.com, W www.nareit.com

## End-of-Year Constituents Chart

| Company                                      | Region | Country     | 1989 | 1990 | 1991 | 1992 | 1993 | 1994 | 1995 | 1996 | 1997 | 1998 | 1999 | 2000 | 2001 | 2002 | 2003 | 2004 | 2005 | 2006 | 2007 | 2008 | YTD |
|--|--------|-------------|------|------|------|------|------|------|------|------|------|------|------|------|------|------|------|------|------|------|------|------|-----|
| Immobiliare Metanopoli                       | Europe | Italy       |      |      |      |      |      |      |      |      |      |      |      |      |      |      |      |      |      |      |      |      |     |
| IPI  | Europe | Italy       |      |      |      |      |      |      |      |      |      |      |      |      |      |      |      |      |      |      |      |      |     |
| Jolly Hotels                                 | Europe | Italy       |      |      |      |      |      |      |      |      |      |      |      |      |      |      |      |      |      |      |      |      |     |
| Pirelli & Co. Real Estate                    | Europe | Italy       |      |      |      |      |      |      |      |      |      |      |      |      |      |      |      |      |      |      |      |      |     |
| Premafin                                     | Europe | Italy       |      |      |      |      |      |      |      |      |      |      |      |      |      |      |      |      |      |      |      |      |     |
| Risanamento                                  | Europe | Italy       |      |      |      |      |      |      |      |      |      |      |      |      |      |      |      |      |      |      |      |      |     |
| Unione Immobiliare                           | Europe | Italy       |      |      |      |      |      |      |      |      |      |      |      |      |      |      |      |      |      |      |      |      |     |
| AM N.V.                                      | Europe | Netherlands |      |      |      |      |      |      |      |      |      |      |      |      |      |      |      |      |      |      |      |      |     |
| Corio  | Europe | Netherlands |      |      |      |      |      |      |      |      |      |      |      |      |      |      |      |      |      |      |      |      |     |
| Eurocommercial Properties                    | Europe | Netherlands |      |      |      |      |      |      |      |      |      |      |      |      |      |      |      |      |      |      |      |      |     |
| Haslemere                                    | Europe | Netherlands |      |      |      |      |      |      |      |      |      |      |      |      |      |      |      |      |      |      |      |      |     |
| Nieuwe Steen Investments                     | Europe | Netherlands |      |      |      |      |      |      |      |      |      |      |      |      |      |      |      |      |      |      |      |      |     |
| ProLogis European Properties                 | Europe | Netherlands |      |      |      |      |      |      |      |      |      |      |      |      |      |      |      |      |      |      |      |      |     |
| Rodamco                                      | Europe | Netherlands |      |      |      |      |      |      |      |      |      |      |      |      |      |      |      |      |      |      |      |      |     |
| Rodamco Europe                               | Europe | Netherlands |      |      |      |      |      |      |      |      |      |      |      |      |      |      |      |      |      |      |      |      |     |
| Rodamco Retail Nederland                     | Europe | Netherlands |      |      |      |      |      |      |      |      |      |      |      |      |      |      |      |      |      |      |      |      |     |
| Uni-Invest                                   | Europe | Netherlands |      |      |      |      |      |      |      |      |      |      |      |      |      |      |      |      |      |      |      |      |     |
| Vastned Offices/Industrial                   | Europe | Netherlands |      |      |      |      |      |      |      |      |      |      |      |      |      |      |      |      |      |      |      |      |     |
| Vastned Retail                               | Europe | Netherlands |      |      |      |      |      |      |      |      |      |      |      |      |      |      |      |      |      |      |      |      |     |
| Wereldhave                                   | Europe | Netherlands |      |      |      |      |      |      |      |      |      |      |      |      |      |      |      |      |      |      |      |      |     |
| Avantor                                      | Europe | Norway      |      |      |      |      |      |      |      |      |      |      |      |      |      |      |      |      |      |      |      |      |     |
| Choice Hotels                                | Europe | Norway      |      |      |      |      |      |      |      |      |      |      |      |      |      |      |      |      |      |      |      |      |     |
| Norgani Hotels                               | Europe | Norway      |      |      |      |      |      |      |      |      |      |      |      |      |      |      |      |      |      |      |      |      |     |
| Norwegian Property                           | Europe | Norway      |      |      |      |      |      |      |      |      |      |      |      |      |      |      |      |      |      |      |      |      |     |
| Olav Thon                                    | Europe | Norway      |      |      |      |      |      |      |      |      |      |      |      |      |      |      |      |      |      |      |      |      |     |
| Steen & Strom                                | Europe | Norway      |      |      |      |      |      |      |      |      |      |      |      |      |      |      |      |      |      |      |      |      |     |
| Globe Trade Centre                           | Europe | Poland      |      |      |      |      |      |      |      |      |      |      |      |      |      |      |      |      |      |      |      |      |     |
| Mundicenter                                  | Europe | Portugal    |      |      |      |      |      |      |      |      |      |      |      |      |      |      |      |      |      |      |      |      |     |
| Sonae Imobilaria                             | Europe | Portugal    |      |      |      |      |      |      |      |      |      |      |      |      |      |      |      |      |      |      |      |      |     |
| Inmobiliaria Colonial                        | Europe | Spain       |      |      |      |      |      |      |      |      |      |      |      |      |      |      |      |      |      |      |      |      |     |
| Metrovacesa                                  | Europe | Spain       |      |      |      |      |      |      |      |      |      |      |      |      |      |      |      |      |      |      |      |      |     |
| Renta Corp Real Estate                       | Europe | Spain       |      |      |      |      |      |      |      |      |      |      |      |      |      |      |      |      |      |      |      |      |     |
| Testa Inmuebles En Renta (Prima Inmobiliara) | Europe | Spain       |      |      |      |      |      |      |      |      |      |      |      |      |      |      |      |      |      |      |      |      |     |
| Vallehermoso                                 | Europe | Spain       |      |      |      |      |      |      |      |      |      |      |      |      |      |      |      |      |      |      |      |      |     |
| Asticus                                      | Europe | Sweden      |      |      |      |      |      |      |      |      |      |      |      |      |      |      |      |      |      |      |      |      |     |
| Bostads AB Drott                             | Europe | Sweden      |      |      |      |      |      |      |      |      |      |      |      |      |      |      |      |      |      |      |      |      |     |
| Castellum                                    | Europe | Sweden      |      |      |      |      |      |      |      |      |      |      |      |      |      |      |      |      |      |      |      |      |     |
| Custos                                       | Europe | Sweden      |      |      |      |      |      |      |      |      |      |      |      |      |      |      |      |      |      |      |      |      |     |

DATE: APRIL 2008 CONTACT DETAILS:

EPRA: Schiphol Boulevard 283, 1118 BH Schiphol Airport, The Netherlands, T +31 20 405 3830, F +31 20 405 3840, E info@epra.com, W www.epra.com  
 NAREIT: 1875 Eye Street, N.W., Suite 600, Washington D.C. 20006, USA, T +1 202 739 9400, F + 1 202 739 9401, E info@nareit.com, W www.nareit.com

End-of-Year Constituents Chart

| Company                        | Region | Country     | 1989 | 1990 | 1991 | 1992 | 1993 | 1994 | 1995 | 1996 | 1997 | 1998 | 1999 | 2000 | 2001 | 2002 | 2003 | 2004 | 2005 | 2006 | 2007 | 2008 | YTD |
|--------------------------------|--------|-------------|------|------|------|------|------|------|------|------|------|------|------|------|------|------|------|------|------|------|------|------|-----|
| Diligentia                     | Europe | Sweden      |      |      |      |      |      |      |      |      |      |      |      |      |      |      |      |      |      |      |      |      |     |
| Dios Anders                    | Europe | Sweden      |      |      |      |      |      |      |      |      |      |      |      |      |      |      |      |      |      |      |      |      |     |
| Fabege                         | Europe | Sweden      |      |      |      |      |      |      |      |      |      |      |      |      |      |      |      |      |      |      |      |      |     |
| Fabege (ex Drott March 2004)   | Europe | Sweden      |      |      |      |      |      |      |      |      |      |      |      |      |      |      |      |      |      |      |      |      |     |
| Fabege (ex Wihlborgs May 2005) | Europe | Sweden      |      |      |      |      |      |      |      |      |      |      |      |      |      |      |      |      |      |      |      |      |     |
| Fast Balder                    | Europe | Sweden      |      |      |      |      |      |      |      |      |      |      |      |      |      |      |      |      |      |      |      |      |     |
| Hufvudstaden A                 | Europe | Sweden      |      |      |      |      |      |      |      |      |      |      |      |      |      |      |      |      |      |      |      |      |     |
| JM                             | Europe | Sweden      |      |      |      |      |      |      |      |      |      |      |      |      |      |      |      |      |      |      |      |      |     |
| Klovern AB                     | Europe | Sweden      |      |      |      |      |      |      |      |      |      |      |      |      |      |      |      |      |      |      |      |      |     |
| Kungsleden                     | Europe | Sweden      |      |      |      |      |      |      |      |      |      |      |      |      |      |      |      |      |      |      |      |      |     |
| Lundbergs B                    | Europe | Sweden      |      |      |      |      |      |      |      |      |      |      |      |      |      |      |      |      |      |      |      |      |     |
| Mandamus Fastigheter           | Europe | Sweden      |      |      |      |      |      |      |      |      |      |      |      |      |      |      |      |      |      |      |      |      |     |
| Nackebro                       | Europe | Sweden      |      |      |      |      |      |      |      |      |      |      |      |      |      |      |      |      |      |      |      |      |     |
| Norrporten                     | Europe | Sweden      |      |      |      |      |      |      |      |      |      |      |      |      |      |      |      |      |      |      |      |      |     |
| Pandox                         | Europe | Sweden      |      |      |      |      |      |      |      |      |      |      |      |      |      |      |      |      |      |      |      |      |     |
| Piren                          | Europe | Sweden      |      |      |      |      |      |      |      |      |      |      |      |      |      |      |      |      |      |      |      |      |     |
| Platzer                        | Europe | Sweden      |      |      |      |      |      |      |      |      |      |      |      |      |      |      |      |      |      |      |      |      |     |
| Prifast                        | Europe | Sweden      |      |      |      |      |      |      |      |      |      |      |      |      |      |      |      |      |      |      |      |      |     |
| Storheden Fastighets           | Europe | Sweden      |      |      |      |      |      |      |      |      |      |      |      |      |      |      |      |      |      |      |      |      |     |
| Tornet Fastighets              | Europe | Sweden      |      |      |      |      |      |      |      |      |      |      |      |      |      |      |      |      |      |      |      |      |     |
| Wihlborgs Fastigheter          | Europe | Sweden      |      |      |      |      |      |      |      |      |      |      |      |      |      |      |      |      |      |      |      |      |     |
| Allreal Holdings               | Europe | Switzerland |      |      |      |      |      |      |      |      |      |      |      |      |      |      |      |      |      |      |      |      |     |
| Intershop B                    | Europe | Switzerland |      |      |      |      |      |      |      |      |      |      |      |      |      |      |      |      |      |      |      |      |     |
| Maag B                         | Europe | Switzerland |      |      |      |      |      |      |      |      |      |      |      |      |      |      |      |      |      |      |      |      |     |
| PSP Swiss Property             | Europe | Switzerland |      |      |      |      |      |      |      |      |      |      |      |      |      |      |      |      |      |      |      |      |     |
| REG Real Estate Group          | Europe | Switzerland |      |      |      |      |      |      |      |      |      |      |      |      |      |      |      |      |      |      |      |      |     |
| Swiss Prime Site               | Europe | Switzerland |      |      |      |      |      |      |      |      |      |      |      |      |      |      |      |      |      |      |      |      |     |
| Zueblin Immobilien Holding     | Europe | Switzerland |      |      |      |      |      |      |      |      |      |      |      |      |      |      |      |      |      |      |      |      |     |
| Asda Property Holdings         | Europe | UK          |      |      |      |      |      |      |      |      |      |      |      |      |      |      |      |      |      |      |      |      |     |
| Ashtenne Holdings              | Europe | UK          |      |      |      |      |      |      |      |      |      |      |      |      |      |      |      |      |      |      |      |      |     |
| Assura                         | Europe | UK          |      |      |      |      |      |      |      |      |      |      |      |      |      |      |      |      |      |      |      |      |     |
| Benchmark Group                | Europe | UK          |      |      |      |      |      |      |      |      |      |      |      |      |      |      |      |      |      |      |      |      |     |
| Big Yellow Group               | Europe | UK          |      |      |      |      |      |      |      |      |      |      |      |      |      |      |      |      |      |      |      |      |     |
| BPT                            | Europe | UK          |      |      |      |      |      |      |      |      |      |      |      |      |      |      |      |      |      |      |      |      |     |
| British Land Corp.             | Europe | UK          |      |      |      |      |      |      |      |      |      |      |      |      |      |      |      |      |      |      |      |      |     |
| Brixton                        | Europe | UK          |      |      |      |      |      |      |      |      |      |      |      |      |      |      |      |      |      |      |      |      |     |
| Burford Holdings               | Europe | UK          |      |      |      |      |      |      |      |      |      |      |      |      |      |      |      |      |      |      |      |      |     |
| Canary Wharf Group             | Europe | UK          |      |      |      |      |      |      |      |      |      |      |      |      |      |      |      |      |      |      |      |      |     |

DATE: APRIL 2008 CONTACT DETAILS:

EPRA: Schiphol Boulevard 283, 1118 BH Schiphol Airport, The Netherlands, T +31 20 405 3830, F +31 20 405 3840, E info@epra.com, W www.epra.com  
 NAREIT: 1875 Eye Street, N.W., Suite 600, Washington D.C. 20006, USA, T +1 202 739 9400, F + 1 202 739 9401, E info@nareit.com, W www.nareit.com

**End-of-Year Constituents Chart**

| Company                           | Region | Country | 1989 | 1990 | 1991 | 1992 | 1993 | 1994 | 1995 | 1996 | 1997 | 1998 | 1999 | 2000 | 2001 | 2002 | 2003 | 2004 | 2005 | 2006 | 2007 | 2008 | YTD |
|-----------------------------------|--------|---------|------|------|------|------|------|------|------|------|------|------|------|------|------|------|------|------|------|------|------|------|-----|
| Capital & Regional Property       | Europe | UK      |      |      |      |      |      |      |      |      |      |      |      |      |      |      |      |      |      |      |      |      |     |
| Capital Shopping Centers          | Europe | UK      |      |      |      |      |      |      |      |      |      |      |      |      |      |      |      |      |      |      |      |      |     |
| Chelsfield                        | Europe | UK      |      |      |      |      |      |      |      |      |      |      |      |      |      |      |      |      |      |      |      |      |     |
| CLS Holdings                      | Europe | UK      |      |      |      |      |      |      |      |      |      |      |      |      |      |      |      |      |      |      |      |      |     |
| Compco Holdings                   | Europe | UK      |      |      |      |      |      |      |      |      |      |      |      |      |      |      |      |      |      |      |      |      |     |
| Daejan Holdings                   | Europe | UK      |      |      |      |      |      |      |      |      |      |      |      |      |      |      |      |      |      |      |      |      |     |
| Delancey Estates                  | Europe | UK      |      |      |      |      |      |      |      |      |      |      |      |      |      |      |      |      |      |      |      |      |     |
| Dencora                           | Europe | UK      |      |      |      |      |      |      |      |      |      |      |      |      |      |      |      |      |      |      |      |      |     |
| Derwent London Holdings           | Europe | UK      |      |      |      |      |      |      |      |      |      |      |      |      |      |      |      |      |      |      |      |      |     |
| Development Securities            | Europe | UK      |      |      |      |      |      |      |      |      |      |      |      |      |      |      |      |      |      |      |      |      |     |
| Eskmuir                           | Europe | UK      |      |      |      |      |      |      |      |      |      |      |      |      |      |      |      |      |      |      |      |      |     |
| F&C Commercial Property Trust     | Europe | UK      |      |      |      |      |      |      |      |      |      |      |      |      |      |      |      |      |      |      |      |      |     |
| Freeport                          | Europe | UK      |      |      |      |      |      |      |      |      |      |      |      |      |      |      |      |      |      |      |      |      |     |
| Frogmore Estates                  | Europe | UK      |      |      |      |      |      |      |      |      |      |      |      |      |      |      |      |      |      |      |      |      |     |
| Grainger Trust                    | Europe | UK      |      |      |      |      |      |      |      |      |      |      |      |      |      |      |      |      |      |      |      |      |     |
| Grantchester Holdings             | Europe | UK      |      |      |      |      |      |      |      |      |      |      |      |      |      |      |      |      |      |      |      |      |     |
| Great Portland Estates            | Europe | UK      |      |      |      |      |      |      |      |      |      |      |      |      |      |      |      |      |      |      |      |      |     |
| Hammerson                         | Europe | UK      |      |      |      |      |      |      |      |      |      |      |      |      |      |      |      |      |      |      |      |      |     |
| Helical Bar                       | Europe | UK      |      |      |      |      |      |      |      |      |      |      |      |      |      |      |      |      |      |      |      |      |     |
| ING UK Real Estate Income Trust   | Europe | UK      |      |      |      |      |      |      |      |      |      |      |      |      |      |      |      |      |      |      |      |      |     |
| Invista Foundation Property Trust | Europe | UK      |      |      |      |      |      |      |      |      |      |      |      |      |      |      |      |      |      |      |      |      |     |
| Invesco UK Property Income Trust  | Europe | UK      |      |      |      |      |      |      |      |      |      |      |      |      |      |      |      |      |      |      |      |      |     |
| ISIS Property Trust 2 Ltd         | Europe | UK      |      |      |      |      |      |      |      |      |      |      |      |      |      |      |      |      |      |      |      |      |     |
| ISIS Property Trust Ltd           | Europe | UK      |      |      |      |      |      |      |      |      |      |      |      |      |      |      |      |      |      |      |      |      |     |
| James Smith Estates               | Europe | UK      |      |      |      |      |      |      |      |      |      |      |      |      |      |      |      |      |      |      |      |      |     |
| Jermyn Investment Properties      | Europe | UK      |      |      |      |      |      |      |      |      |      |      |      |      |      |      |      |      |      |      |      |      |     |
| Land Securities Group             | Europe | UK      |      |      |      |      |      |      |      |      |      |      |      |      |      |      |      |      |      |      |      |      |     |
| Liberty International             | Europe | UK      |      |      |      |      |      |      |      |      |      |      |      |      |      |      |      |      |      |      |      |      |     |
| London Merchant Securities        | Europe | UK      |      |      |      |      |      |      |      |      |      |      |      |      |      |      |      |      |      |      |      |      |     |
| London Merchant Securities Dfd    | Europe | UK      |      |      |      |      |      |      |      |      |      |      |      |      |      |      |      |      |      |      |      |      |     |
| Mapeley                           | Europe | UK      |      |      |      |      |      |      |      |      |      |      |      |      |      |      |      |      |      |      |      |      |     |
| Marylebone Warwick Balfour Group  | Europe | UK      |      |      |      |      |      |      |      |      |      |      |      |      |      |      |      |      |      |      |      |      |     |
| McKay Securities                  | Europe | UK      |      |      |      |      |      |      |      |      |      |      |      |      |      |      |      |      |      |      |      |      |     |
| MEPC                              | Europe | UK      |      |      |      |      |      |      |      |      |      |      |      |      |      |      |      |      |      |      |      |      |     |
| Minerva                           | Europe | UK      |      |      |      |      |      |      |      |      |      |      |      |      |      |      |      |      |      |      |      |      |     |
| Moorfield Group                   | Europe | UK      |      |      |      |      |      |      |      |      |      |      |      |      |      |      |      |      |      |      |      |      |     |
| Mucklow (A.& J.) Group            | Europe | UK      |      |      |      |      |      |      |      |      |      |      |      |      |      |      |      |      |      |      |      |      |     |
| NHP                               | Europe | UK      |      |      |      |      |      |      |      |      |      |      |      |      |      |      |      |      |      |      |      |      |     |

DATE: APRIL 2008 CONTACT DETAILS:

EPRA: Schiphol Boulevard 283, 1118 BH Schiphol Airport, The Netherlands, T +31 20 405 3830, F +31 20 405 3840, E info@epra.com, W www.epra.com  
 NAREIT: 1875 Eye Street, N.W., Suite 600, Washington D.C. 20006, USA, T +1 202 739 9400, F + 1 202 739 9401, E info@nareit.com, W www.nareit.com

**End-of-Year Constituents Chart**

| Company                                  | Region        | Country | 1989 | 1990 | 1991 | 1992 | 1993 | 1994 | 1995 | 1996 | 1997 | 1998 | 1999 | 2000 | 2001 | 2002 | 2003 | 2004 | 2005 | 2006 | 2007 | 2008 | YTD |
|--|---------------|---------|------|------|------|------|------|------|------|------|------|------|------|------|------|------|------|------|------|------|------|------|-----|
| Pillar Property                          | Europe        | UK      |      |      |      |      |      |      |      |      |      |      |      |      |      |      |      |      |      |      |      |      |     |
| Plaza Centers NV                         | Europe        | UK      |      |      |      |      |      |      |      |      |      |      |      |      |      |      |      |      |      |      |      |      |     |
| Primary Health Properties                | Europe        | UK      |      |      |      |      |      |      |      |      |      |      |      |      |      |      |      |      |      |      |      |      |     |
| Quintain Estates & Development           | Europe        | UK      |      |      |      |      |      |      |      |      |      |      |      |      |      |      |      |      |      |      |      |      |     |
| Raglan Properties                        | Europe        | UK      |      |      |      |      |      |      |      |      |      |      |      |      |      |      |      |      |      |      |      |      |     |
| Saville Gordon Estates                   | Europe        | UK      |      |      |      |      |      |      |      |      |      |      |      |      |      |      |      |      |      |      |      |      |     |
| Scottish Met                             | Europe        | UK      |      |      |      |      |      |      |      |      |      |      |      |      |      |      |      |      |      |      |      |      |     |
| Shaftesbury                              | Europe        | UK      |      |      |      |      |      |      |      |      |      |      |      |      |      |      |      |      |      |      |      |      |     |
| SEGRO                                    | Europe        | UK      |      |      |      |      |      |      |      |      |      |      |      |      |      |      |      |      |      |      |      |      |     |
| St.Modwen Properties                     | Europe        | UK      |      |      |      |      |      |      |      |      |      |      |      |      |      |      |      |      |      |      |      |      |     |
| Standard Life Inv Prop Income Trust      | Europe        | UK      |      |      |      |      |      |      |      |      |      |      |      |      |      |      |      |      |      |      |      |      |     |
| Teesland Advantage Property Income Trust | Europe        | UK      |      |      |      |      |      |      |      |      |      |      |      |      |      |      |      |      |      |      |      |      |     |
| Tops Estates                             | Europe        | UK      |      |      |      |      |      |      |      |      |      |      |      |      |      |      |      |      |      |      |      |      |     |
| Town Centre Securities                   | Europe        | UK      |      |      |      |      |      |      |      |      |      |      |      |      |      |      |      |      |      |      |      |      |     |
| UK Balanced Property Trust               | Europe        | UK      |      |      |      |      |      |      |      |      |      |      |      |      |      |      |      |      |      |      |      |      |     |
| UK Commercial Property Trust             | Europe        | UK      |      |      |      |      |      |      |      |      |      |      |      |      |      |      |      |      |      |      |      |      |     |
| Unite Group                              | Europe        | UK      |      |      |      |      |      |      |      |      |      |      |      |      |      |      |      |      |      |      |      |      |     |
| Warner Estate Holdings                   | Europe        | UK      |      |      |      |      |      |      |      |      |      |      |      |      |      |      |      |      |      |      |      |      |     |
| Wates City of London                     | Europe        | UK      |      |      |      |      |      |      |      |      |      |      |      |      |      |      |      |      |      |      |      |      |     |
| Westbury Property Fund                   | Europe        | UK      |      |      |      |      |      |      |      |      |      |      |      |      |      |      |      |      |      |      |      |      |     |
| Workspace Group                          | Europe        | UK      |      |      |      |      |      |      |      |      |      |      |      |      |      |      |      |      |      |      |      |      |     |
| Alexis Nihon REIT                        | North America | Canada  |      |      |      |      |      |      |      |      |      |      |      |      |      |      |      |      |      |      |      |      |     |
| Allied Properties REIT                   | North America | Canada  |      |      |      |      |      |      |      |      |      |      |      |      |      |      |      |      |      |      |      |      |     |
| Boardwalk Real Estate Investment Trust   | North America | Canada  |      |      |      |      |      |      |      |      |      |      |      |      |      |      |      |      |      |      |      |      |     |
| BPO Properties                           | North America | Canada  |      |      |      |      |      |      |      |      |      |      |      |      |      |      |      |      |      |      |      |      |     |
| Brookfield Properties Corp.              | North America | Canada  |      |      |      |      |      |      |      |      |      |      |      |      |      |      |      |      |      |      |      |      |     |
| Calloway REIT                            | North America | Canada  |      |      |      |      |      |      |      |      |      |      |      |      |      |      |      |      |      |      |      |      |     |
| Canadian Apartment Properties REIT       | North America | Canada  |      |      |      |      |      |      |      |      |      |      |      |      |      |      |      |      |      |      |      |      |     |
| Canadian Hotel Income Properties REIT    | North America | Canada  |      |      |      |      |      |      |      |      |      |      |      |      |      |      |      |      |      |      |      |      |     |
| Canadian REIT                            | North America | Canada  |      |      |      |      |      |      |      |      |      |      |      |      |      |      |      |      |      |      |      |      |     |
| Chartwell Seniors Housing REIT           | North America | Canada  |      |      |      |      |      |      |      |      |      |      |      |      |      |      |      |      |      |      |      |      |     |
| Cominar REIT                             | North America | Canada  |      |      |      |      |      |      |      |      |      |      |      |      |      |      |      |      |      |      |      |      |     |
| Dundee Real Estate Investment Trust      | North America | Canada  |      |      |      |      |      |      |      |      |      |      |      |      |      |      |      |      |      |      |      |      |     |
| Extencicare Real Estate Investment Trust | North America | Canada  |      |      |      |      |      |      |      |      |      |      |      |      |      |      |      |      |      |      |      |      |     |
| First Capital Realty                     | North America | Canada  |      |      |      |      |      |      |      |      |      |      |      |      |      |      |      |      |      |      |      |      |     |
| H & R REIT                               | North America | Canada  |      |      |      |      |      |      |      |      |      |      |      |      |      |      |      |      |      |      |      |      |     |
| InnVest Real Estate Investment Trust     | North America | Canada  |      |      |      |      |      |      |      |      |      |      |      |      |      |      |      |      |      |      |      |      |     |
| IPC US Real Estate                       | North America | Canada  |      |      |      |      |      |      |      |      |      |      |      |      |      |      |      |      |      |      |      |      |     |

DATE: APRIL 2008 CONTACT DETAILS:

EPRA: Schiphol Boulevard 283, 1118 BH Schiphol Airport, The Netherlands, T +31 20 405 3830, F +31 20 405 3840, E info@epra.com, W www.epra.com  
NAREIT: 1875 Eye Street, N.W., Suite 600, Washington D.C. 20006, USA, T +1 202 739 9400, F + 1 202 739 9401, E info@nareit.com, W www.nareit.com

**End-of-Year Constituents Chart**

| Company                               | Region        | Country | 1989 | 1990 | 1991 | 1992 | 1993 | 1994 | 1995 | 1996 | 1997 | 1998 | 1999 | 2000 | 2001 | 2002 | 2003 | 2004 | 2005 | 2006 | 2007 | 2008 | YTD |
|---------------------------------------|---------------|---------|------|------|------|------|------|------|------|------|------|------|------|------|------|------|------|------|------|------|------|------|-----|
| Legacy Hotels REIT                    | North America | Canada  |      |      |      |      |      |      |      |      |      |      |      |      |      |      |      |      |      |      |      |      |     |
| Morguard Real Estate Investment Trust | North America | Canada  |      |      |      |      |      |      |      |      |      |      |      |      |      |      |      |      |      |      |      |      |     |
| Northern Property REIT                | North America | Canada  |      |      |      |      |      |      |      |      |      |      |      |      |      |      |      |      |      |      |      |      |     |
| O & Y Real Estate                     | North America | Canada  |      |      |      |      |      |      |      |      |      |      |      |      |      |      |      |      |      |      |      |      |     |
| Oxford Properties Group               | North America | Canada  |      |      |      |      |      |      |      |      |      |      |      |      |      |      |      |      |      |      |      |      |     |
| Primaris Retail REIT                  | North America | Canada  |      |      |      |      |      |      |      |      |      |      |      |      |      |      |      |      |      |      |      |      |     |
| Residential Equities REIT             | North America | Canada  |      |      |      |      |      |      |      |      |      |      |      |      |      |      |      |      |      |      |      |      |     |
| Retirement Residences REIT            | North America | Canada  |      |      |      |      |      |      |      |      |      |      |      |      |      |      |      |      |      |      |      |      |     |
| Riocan REIT                           | North America | Canada  |      |      |      |      |      |      |      |      |      |      |      |      |      |      |      |      |      |      |      |      |     |
| Summit Real Estate                    | North America | Canada  |      |      |      |      |      |      |      |      |      |      |      |      |      |      |      |      |      |      |      |      |     |
| Sunrise Senior Living Real Estate     | North America | Canada  |      |      |      |      |      |      |      |      |      |      |      |      |      |      |      |      |      |      |      |      |     |
| Trizec Hahn Corp.                     | North America | Canada  |      |      |      |      |      |      |      |      |      |      |      |      |      |      |      |      |      |      |      |      |     |
| Acadia Realty                         | North America | USA     |      |      |      |      |      |      |      |      |      |      |      |      |      |      |      |      |      |      |      |      |     |
| Hilltop Holdings                      | North America | USA     |      |      |      |      |      |      |      |      |      |      |      |      |      |      |      |      |      |      |      |      |     |
| Agree Realty                          | North America | USA     |      |      |      |      |      |      |      |      |      |      |      |      |      |      |      |      |      |      |      |      |     |
| Alexanders Inc.                       | North America | USA     |      |      |      |      |      |      |      |      |      |      |      |      |      |      |      |      |      |      |      |      |     |
| Alexandria Real Estate Equity         | North America | USA     |      |      |      |      |      |      |      |      |      |      |      |      |      |      |      |      |      |      |      |      |     |
| AMB Property                          | North America | USA     |      |      |      |      |      |      |      |      |      |      |      |      |      |      |      |      |      |      |      |      |     |
| American Campus Communities           | North America | USA     |      |      |      |      |      |      |      |      |      |      |      |      |      |      |      |      |      |      |      |      |     |
| American Financial Realty Trust       | North America | USA     |      |      |      |      |      |      |      |      |      |      |      |      |      |      |      |      |      |      |      |      |     |
| AMLI Residential Property Trust       | North America | USA     |      |      |      |      |      |      |      |      |      |      |      |      |      |      |      |      |      |      |      |      |     |
| Anthracite Capital                    | North America | USA     |      |      |      |      |      |      |      |      |      |      |      |      |      |      |      |      |      |      |      |      |     |
| Apartment Investment Management       | North America | USA     |      |      |      |      |      |      |      |      |      |      |      |      |      |      |      |      |      |      |      |      |     |
| Archstone-Smith Trust                 | North America | USA     |      |      |      |      |      |      |      |      |      |      |      |      |      |      |      |      |      |      |      |      |     |
| Arden Realty                          | North America | USA     |      |      |      |      |      |      |      |      |      |      |      |      |      |      |      |      |      |      |      |      |     |
| Ashford Hospitality Trust             | North America | USA     |      |      |      |      |      |      |      |      |      |      |      |      |      |      |      |      |      |      |      |      |     |
| Associated Estates Realty             | North America | USA     |      |      |      |      |      |      |      |      |      |      |      |      |      |      |      |      |      |      |      |      |     |
| Avalonbay Communities                 | North America | USA     |      |      |      |      |      |      |      |      |      |      |      |      |      |      |      |      |      |      |      |      |     |
| Bedford Property Investors            | North America | USA     |      |      |      |      |      |      |      |      |      |      |      |      |      |      |      |      |      |      |      |      |     |
| BioMed Realty Trust                   | North America | USA     |      |      |      |      |      |      |      |      |      |      |      |      |      |      |      |      |      |      |      |      |     |
| BNP Residential Properties            | North America | USA     |      |      |      |      |      |      |      |      |      |      |      |      |      |      |      |      |      |      |      |      |     |
| Boca Resorts                          | North America | USA     |      |      |      |      |      |      |      |      |      |      |      |      |      |      |      |      |      |      |      |      |     |
| Boston Property                       | North America | USA     |      |      |      |      |      |      |      |      |      |      |      |      |      |      |      |      |      |      |      |      |     |
| Boykin Lodging                        | North America | USA     |      |      |      |      |      |      |      |      |      |      |      |      |      |      |      |      |      |      |      |      |     |
| Brandywine Realty                     | North America | USA     |      |      |      |      |      |      |      |      |      |      |      |      |      |      |      |      |      |      |      |      |     |
| BRE Properties                        | North America | USA     |      |      |      |      |      |      |      |      |      |      |      |      |      |      |      |      |      |      |      |      |     |
| Burnham Pacific Properties            | North America | USA     |      |      |      |      |      |      |      |      |      |      |      |      |      |      |      |      |      |      |      |      |     |
| Cabot                                 | North America | USA     |      |      |      |      |      |      |      |      |      |      |      |      |      |      |      |      |      |      |      |      |     |

DATE: APRIL 2008 CONTACT DETAILS:

EPRA: Schiphol Boulevard 283, 1118 BH Schiphol Airport, The Netherlands, T +31 20 405 3830, F +31 20 405 3840, E info@epra.com, W www.epra.com  
 NAREIT: 1875 Eye Street, N.W., Suite 600, Washington D.C. 20006, USA, T +1 202 739 9400, F + 1 202 739 9401, E info@nareit.com, W www.nareit.com

**End-of-Year Constituents Chart**

| Company                            | Region        | Country | 1989 | 1990 | 1991 | 1992 | 1993 | 1994 | 1995 | 1996 | 1997 | 1998 | 1999 | 2000 | 2001 | 2002 | 2003 | 2004 | 2005 | 2006 | 2007 | 2008 | YTD |
|------------------------------------|---------------|---------|------|------|------|------|------|------|------|------|------|------|------|------|------|------|------|------|------|------|------|------|-----|
| Camden Property                    | North America | USA     |      |      |      |      |      |      |      |      |      |      |      |      |      |      |      |      |      |      |      |      |     |
| Capital Automotive Trust           | North America | USA     |      |      |      |      |      |      |      |      |      |      |      |      |      |      |      |      |      |      |      |      |     |
| Carramerica Trust                  | North America | USA     |      |      |      |      |      |      |      |      |      |      |      |      |      |      |      |      |      |      |      |      |     |
| Catellus Development Corp.         | North America | USA     |      |      |      |      |      |      |      |      |      |      |      |      |      |      |      |      |      |      |      |      |     |
| CBL & Associates Properties        | North America | USA     |      |      |      |      |      |      |      |      |      |      |      |      |      |      |      |      |      |      |      |      |     |
| Cedar Shopping Centers             | North America | USA     |      |      |      |      |      |      |      |      |      |      |      |      |      |      |      |      |      |      |      |      |     |
| Center Trust                       | North America | USA     |      |      |      |      |      |      |      |      |      |      |      |      |      |      |      |      |      |      |      |      |     |
| Centerpoint Properties             | North America | USA     |      |      |      |      |      |      |      |      |      |      |      |      |      |      |      |      |      |      |      |      |     |
| Centracore Properties Trust        | North America | USA     |      |      |      |      |      |      |      |      |      |      |      |      |      |      |      |      |      |      |      |      |     |
| Charles E Smith Residential Realty | North America | USA     |      |      |      |      |      |      |      |      |      |      |      |      |      |      |      |      |      |      |      |      |     |
| Chateau Communities                | North America | USA     |      |      |      |      |      |      |      |      |      |      |      |      |      |      |      |      |      |      |      |      |     |
| Chelsea Property Group             | North America | USA     |      |      |      |      |      |      |      |      |      |      |      |      |      |      |      |      |      |      |      |      |     |
| Choice Hotels                      | North America | USA     |      |      |      |      |      |      |      |      |      |      |      |      |      |      |      |      |      |      |      |      |     |
| Colonial Properties                | North America | USA     |      |      |      |      |      |      |      |      |      |      |      |      |      |      |      |      |      |      |      |      |     |
| Columbia Equity Trust Inc.         | North America | USA     |      |      |      |      |      |      |      |      |      |      |      |      |      |      |      |      |      |      |      |      |     |
| Cornerstone Realty Income Trust    | North America | USA     |      |      |      |      |      |      |      |      |      |      |      |      |      |      |      |      |      |      |      |      |     |
| Corporate Office Properties        | North America | USA     |      |      |      |      |      |      |      |      |      |      |      |      |      |      |      |      |      |      |      |      |     |
| Corrections Corporation of America | North America | USA     |      |      |      |      |      |      |      |      |      |      |      |      |      |      |      |      |      |      |      |      |     |
| Cousins Property                   | North America | USA     |      |      |      |      |      |      |      |      |      |      |      |      |      |      |      |      |      |      |      |      |     |
| Crescent Real Estate Equity Corp.  | North America | USA     |      |      |      |      |      |      |      |      |      |      |      |      |      |      |      |      |      |      |      |      |     |
| Crestline Capital                  | North America | USA     |      |      |      |      |      |      |      |      |      |      |      |      |      |      |      |      |      |      |      |      |     |
| Criimi Mae Inc.                    | North America | USA     |      |      |      |      |      |      |      |      |      |      |      |      |      |      |      |      |      |      |      |      |     |
| Crown American Realty              | North America | USA     |      |      |      |      |      |      |      |      |      |      |      |      |      |      |      |      |      |      |      |      |     |
| CRT Properties                     | North America | USA     |      |      |      |      |      |      |      |      |      |      |      |      |      |      |      |      |      |      |      |      |     |
| DCT Industrial Trust               | North America | USA     |      |      |      |      |      |      |      |      |      |      |      |      |      |      |      |      |      |      |      |      |     |
| Developers Diversified Realty      | North America | USA     |      |      |      |      |      |      |      |      |      |      |      |      |      |      |      |      |      |      |      |      |     |
| Diamondrock Hospitality            | North America | USA     |      |      |      |      |      |      |      |      |      |      |      |      |      |      |      |      |      |      |      |      |     |
| Digital Realty Trust               | North America | USA     |      |      |      |      |      |      |      |      |      |      |      |      |      |      |      |      |      |      |      |      |     |
| Douglas Emmett                     | North America | USA     |      |      |      |      |      |      |      |      |      |      |      |      |      |      |      |      |      |      |      |      |     |
| Duke Realty Corp                   | North America | USA     |      |      |      |      |      |      |      |      |      |      |      |      |      |      |      |      |      |      |      |      |     |
| Dupont Fabros Technology           | North America | USA     |      |      |      |      |      |      |      |      |      |      |      |      |      |      |      |      |      |      |      |      |     |
| Dynex Capital                      | North America | USA     |      |      |      |      |      |      |      |      |      |      |      |      |      |      |      |      |      |      |      |      |     |
| Eastgroup Properties               | North America | USA     |      |      |      |      |      |      |      |      |      |      |      |      |      |      |      |      |      |      |      |      |     |
| Education Realty Trust             | North America | USA     |      |      |      |      |      |      |      |      |      |      |      |      |      |      |      |      |      |      |      |      |     |
| Entertainment Properties Trust     | North America | USA     |      |      |      |      |      |      |      |      |      |      |      |      |      |      |      |      |      |      |      |      |     |
| Equity Inns                        | North America | USA     |      |      |      |      |      |      |      |      |      |      |      |      |      |      |      |      |      |      |      |      |     |
| Equity Lifestyle Properties        | North America | USA     |      |      |      |      |      |      |      |      |      |      |      |      |      |      |      |      |      |      |      |      |     |
| Equity Office Properties           | North America | USA     |      |      |      |      |      |      |      |      |      |      |      |      |      |      |      |      |      |      |      |      |     |

DATE: APRIL 2008 CONTACT DETAILS:

EPRA: Schiphol Boulevard 283, 1118 BH Schiphol Airport, The Netherlands, T +31 20 405 3830, F +31 20 405 3840, E info@epra.com, W www.epra.com  
 NAREIT: 1875 Eye Street, N.W., Suite 600, Washington D.C. 20006, USA, T +1 202 739 9400, F + 1 202 739 9401, E info@nareit.com, W www.nareit.com



**End-of-Year Constituents Chart**

| Company                            | Region        | Country | 1989 | 1990 | 1991 | 1992 | 1993 | 1994 | 1995 | 1996 | 1997 | 1998 | 1999 | 2000 | 2001 | 2002 | 2003 | 2004 | 2005 | 2006 | 2007 | 2008 | YTD |
|------------------------------------|---------------|---------|------|------|------|------|------|------|------|------|------|------|------|------|------|------|------|------|------|------|------|------|-----|
| Equity One Inc                     | North America | USA     |      |      |      |      |      |      |      |      |      |      |      |      |      |      |      |      |      |      |      |      |     |
| Equity Residential                 | North America | USA     |      |      |      |      |      |      |      |      |      |      |      |      |      |      |      |      |      |      |      |      |     |
| Essex Property Trust               | North America | USA     |      |      |      |      |      |      |      |      |      |      |      |      |      |      |      |      |      |      |      |      |     |
| Extended Stay America              | North America | USA     |      |      |      |      |      |      |      |      |      |      |      |      |      |      |      |      |      |      |      |      |     |
| Extra Space Storage                | North America | USA     |      |      |      |      |      |      |      |      |      |      |      |      |      |      |      |      |      |      |      |      |     |
| Federal Realty Investors           | North America | USA     |      |      |      |      |      |      |      |      |      |      |      |      |      |      |      |      |      |      |      |      |     |
| FelCor Lodging                     | North America | USA     |      |      |      |      |      |      |      |      |      |      |      |      |      |      |      |      |      |      |      |      |     |
| First Industrial Realty Trust      | North America | USA     |      |      |      |      |      |      |      |      |      |      |      |      |      |      |      |      |      |      |      |      |     |
| First Potomac Realty Trust         | North America | USA     |      |      |      |      |      |      |      |      |      |      |      |      |      |      |      |      |      |      |      |      |     |
| Forest City A                      | North America | USA     |      |      |      |      |      |      |      |      |      |      |      |      |      |      |      |      |      |      |      |      |     |
| Franchise Finance Corp. of America | North America | USA     |      |      |      |      |      |      |      |      |      |      |      |      |      |      |      |      |      |      |      |      |     |
| Gables Residential Trust           | North America | USA     |      |      |      |      |      |      |      |      |      |      |      |      |      |      |      |      |      |      |      |      |     |
| General Growth Properties          | North America | USA     |      |      |      |      |      |      |      |      |      |      |      |      |      |      |      |      |      |      |      |      |     |
| Getty Realty                       | North America | USA     |      |      |      |      |      |      |      |      |      |      |      |      |      |      |      |      |      |      |      |      |     |
| Glenborough Realty Trust           | North America | USA     |      |      |      |      |      |      |      |      |      |      |      |      |      |      |      |      |      |      |      |      |     |
| Glimcher Realty Trust              | North America | USA     |      |      |      |      |      |      |      |      |      |      |      |      |      |      |      |      |      |      |      |      |     |
| Global Signal Inc.                 | North America | USA     |      |      |      |      |      |      |      |      |      |      |      |      |      |      |      |      |      |      |      |      |     |
| GMH Communities Trust              | North America | USA     |      |      |      |      |      |      |      |      |      |      |      |      |      |      |      |      |      |      |      |      |     |
| Golf Trust America                 | North America | USA     |      |      |      |      |      |      |      |      |      |      |      |      |      |      |      |      |      |      |      |      |     |
| Government Properties Trust        | North America | USA     |      |      |      |      |      |      |      |      |      |      |      |      |      |      |      |      |      |      |      |      |     |
| Gramercy Capital Corp              | North America | USA     |      |      |      |      |      |      |      |      |      |      |      |      |      |      |      |      |      |      |      |      |     |
| Great Lakes REIT                   | North America | USA     |      |      |      |      |      |      |      |      |      |      |      |      |      |      |      |      |      |      |      |      |     |
| Health Care Property Investments   | North America | USA     |      |      |      |      |      |      |      |      |      |      |      |      |      |      |      |      |      |      |      |      |     |
| Healthcare Realty Trust            | North America | USA     |      |      |      |      |      |      |      |      |      |      |      |      |      |      |      |      |      |      |      |      |     |
| Healthcare REIT                    | North America | USA     |      |      |      |      |      |      |      |      |      |      |      |      |      |      |      |      |      |      |      |      |     |
| Heritage Property Investments      | North America | USA     |      |      |      |      |      |      |      |      |      |      |      |      |      |      |      |      |      |      |      |      |     |
| Hersha Hospitality Trust A         | North America | USA     |      |      |      |      |      |      |      |      |      |      |      |      |      |      |      |      |      |      |      |      |     |
| Highland Hospitality               | North America | USA     |      |      |      |      |      |      |      |      |      |      |      |      |      |      |      |      |      |      |      |      |     |
| Highwoods Properties               | North America | USA     |      |      |      |      |      |      |      |      |      |      |      |      |      |      |      |      |      |      |      |      |     |
| Hilton Hotels                      | North America | USA     |      |      |      |      |      |      |      |      |      |      |      |      |      |      |      |      |      |      |      |      |     |
| Home Properties                    | North America | USA     |      |      |      |      |      |      |      |      |      |      |      |      |      |      |      |      |      |      |      |      |     |
| Hospitality Properties Trust       | North America | USA     |      |      |      |      |      |      |      |      |      |      |      |      |      |      |      |      |      |      |      |      |     |
| Host Hotels & Resorts              | North America | USA     |      |      |      |      |      |      |      |      |      |      |      |      |      |      |      |      |      |      |      |      |     |
| HRPT Properties                    | North America | USA     |      |      |      |      |      |      |      |      |      |      |      |      |      |      |      |      |      |      |      |      |     |
| Inland Real Estate                 | North America | USA     |      |      |      |      |      |      |      |      |      |      |      |      |      |      |      |      |      |      |      |      |     |
| Innkeepers USA Trust               | North America | USA     |      |      |      |      |      |      |      |      |      |      |      |      |      |      |      |      |      |      |      |      |     |
| Investors Real Estate Trust        | North America | USA     |      |      |      |      |      |      |      |      |      |      |      |      |      |      |      |      |      |      |      |      |     |
| IRT Property                       | North America | USA     |      |      |      |      |      |      |      |      |      |      |      |      |      |      |      |      |      |      |      |      |     |

DATE: APRIL 2008 CONTACT DETAILS:

EPRA: Schiphol Boulevard 283, 1118 BH Schiphol Airport, The Netherlands, T +31 20 405 3830, F +31 20 405 3840, E info@epra.com, W www.epra.com  
 NAREIT: 1875 Eye Street, N.W., Suite 600, Washington D.C. 20006, USA, T +1 202 739 9400, F + 1 202 739 9401, E info@nareit.com, W www.nareit.com

**End-of-Year Constituents Chart**

| Company                                   | Region        | Country | 1989 | 1990 | 1991 | 1992 | 1993 | 1994 | 1995 | 1996 | 1997 | 1998 | 1999 | 2000 | 2001 | 2002 | 2003 | 2004 | 2005 | 2006 | 2007 | 2008 | YTD |
|---|---------------|---------|------|------|------|------|------|------|------|------|------|------|------|------|------|------|------|------|------|------|------|------|-----|
| JDN Realty Corp.                          | North America | USA     |      |      |      |      |      |      |      |      |      |      |      |      |      |      |      |      |      |      |      |      |     |
| JP Realty                                 | North America | USA     |      |      |      |      |      |      |      |      |      |      |      |      |      |      |      |      |      |      |      |      |     |
| Keystone Property Trust                   | North America | USA     |      |      |      |      |      |      |      |      |      |      |      |      |      |      |      |      |      |      |      |      |     |
| Kilroy Realty                             | North America | USA     |      |      |      |      |      |      |      |      |      |      |      |      |      |      |      |      |      |      |      |      |     |
| Kimco Realty Corp.                        | North America | USA     |      |      |      |      |      |      |      |      |      |      |      |      |      |      |      |      |      |      |      |      |     |
| Kite Realty Group Trust                   | North America | USA     |      |      |      |      |      |      |      |      |      |      |      |      |      |      |      |      |      |      |      |      |     |
| Konover Property                          | North America | USA     |      |      |      |      |      |      |      |      |      |      |      |      |      |      |      |      |      |      |      |      |     |
| Kramont Realty Trust                      | North America | USA     |      |      |      |      |      |      |      |      |      |      |      |      |      |      |      |      |      |      |      |      |     |
| La Quinta Properties                      | North America | USA     |      |      |      |      |      |      |      |      |      |      |      |      |      |      |      |      |      |      |      |      |     |
| LaSalle Hotel Properties                  | North America | USA     |      |      |      |      |      |      |      |      |      |      |      |      |      |      |      |      |      |      |      |      |     |
| Lexington Realty Trust                    | North America | USA     |      |      |      |      |      |      |      |      |      |      |      |      |      |      |      |      |      |      |      |      |     |
| Liberty Property Trust                    | North America | USA     |      |      |      |      |      |      |      |      |      |      |      |      |      |      |      |      |      |      |      |      |     |
| LTC Properties                            | North America | USA     |      |      |      |      |      |      |      |      |      |      |      |      |      |      |      |      |      |      |      |      |     |
| Macerich                                  | North America | USA     |      |      |      |      |      |      |      |      |      |      |      |      |      |      |      |      |      |      |      |      |     |
| Mack Cali Realty                          | North America | USA     |      |      |      |      |      |      |      |      |      |      |      |      |      |      |      |      |      |      |      |      |     |
| Maguire Properties                        | North America | USA     |      |      |      |      |      |      |      |      |      |      |      |      |      |      |      |      |      |      |      |      |     |
| Manor Care                                | North America | USA     |      |      |      |      |      |      |      |      |      |      |      |      |      |      |      |      |      |      |      |      |     |
| Medical Properties Trust                  | North America | USA     |      |      |      |      |      |      |      |      |      |      |      |      |      |      |      |      |      |      |      |      |     |
| Meristar Hospitality                      | North America | USA     |      |      |      |      |      |      |      |      |      |      |      |      |      |      |      |      |      |      |      |      |     |
| Mid-America Apartment Communities         | North America | USA     |      |      |      |      |      |      |      |      |      |      |      |      |      |      |      |      |      |      |      |      |     |
| Mid-Atlantic Realty Trust                 | North America | USA     |      |      |      |      |      |      |      |      |      |      |      |      |      |      |      |      |      |      |      |      |     |
| Mission West Properties                   | North America | USA     |      |      |      |      |      |      |      |      |      |      |      |      |      |      |      |      |      |      |      |      |     |
| National Golf Properties                  | North America | USA     |      |      |      |      |      |      |      |      |      |      |      |      |      |      |      |      |      |      |      |      |     |
| National Health Investors                 | North America | USA     |      |      |      |      |      |      |      |      |      |      |      |      |      |      |      |      |      |      |      |      |     |
| National Healthcare                       | North America | USA     |      |      |      |      |      |      |      |      |      |      |      |      |      |      |      |      |      |      |      |      |     |
| National Retail Properties                | North America | USA     |      |      |      |      |      |      |      |      |      |      |      |      |      |      |      |      |      |      |      |      |     |
| Nationwide Health Properties              | North America | USA     |      |      |      |      |      |      |      |      |      |      |      |      |      |      |      |      |      |      |      |      |     |
| New Plan Excel Realty Trust               | North America | USA     |      |      |      |      |      |      |      |      |      |      |      |      |      |      |      |      |      |      |      |      |     |
| Omega Healthcare REIT                     | North America | USA     |      |      |      |      |      |      |      |      |      |      |      |      |      |      |      |      |      |      |      |      |     |
| Orient Express Hotels                     | North America | USA     |      |      |      |      |      |      |      |      |      |      |      |      |      |      |      |      |      |      |      |      |     |
| Pan Pacific Retail Properties             | North America | USA     |      |      |      |      |      |      |      |      |      |      |      |      |      |      |      |      |      |      |      |      |     |
| Parkway Properties                        | North America | USA     |      |      |      |      |      |      |      |      |      |      |      |      |      |      |      |      |      |      |      |      |     |
| Pennsylvania Real Estate Investment Trust | North America | USA     |      |      |      |      |      |      |      |      |      |      |      |      |      |      |      |      |      |      |      |      |     |
| Post Properties                           | North America | USA     |      |      |      |      |      |      |      |      |      |      |      |      |      |      |      |      |      |      |      |      |     |
| Prentiss Properties Trust                 | North America | USA     |      |      |      |      |      |      |      |      |      |      |      |      |      |      |      |      |      |      |      |      |     |
| Prime Group Realty Trust                  | North America | USA     |      |      |      |      |      |      |      |      |      |      |      |      |      |      |      |      |      |      |      |      |     |
| Prime Hospitality                         | North America | USA     |      |      |      |      |      |      |      |      |      |      |      |      |      |      |      |      |      |      |      |      |     |
| Prime Legacy                              | North America | USA     |      |      |      |      |      |      |      |      |      |      |      |      |      |      |      |      |      |      |      |      |     |

DATE: APRIL 2008 CONTACT DETAILS:

EPRA: Schiphol Boulevard 283, 1118 BH Schiphol Airport, The Netherlands, T +31 20 405 3830, F +31 20 405 3840, E info@epra.com, W www.epra.com  
 NAREIT: 1875 Eye Street, N.W., Suite 600, Washington D.C. 20006, USA, T +1 202 739 9400, F + 1 202 739 9401, E info@nareit.com, W www.nareit.com

**End-of-Year Constituents Chart**

| Company                           | Region        | Country | 1989 | 1990 | 1991 | 1992 | 1993 | 1994 | 1995 | 1996 | 1997 | 1998 | 1999 | 2000 | 2001 | 2002 | 2003 | 2004 | 2005 | 2006 | 2007 | 2008 | YTD |
|-----------------------------------|---------------|---------|------|------|------|------|------|------|------|------|------|------|------|------|------|------|------|------|------|------|------|------|-----|
| Prologis                          | North America | USA     |      |      |      |      |      |      |      |      |      |      |      |      |      |      |      |      |      |      |      |      |     |
| PS Business Parks                 | North America | USA     |      |      |      |      |      |      |      |      |      |      |      |      |      |      |      |      |      |      |      |      |     |
| Public Storage                    | North America | USA     |      |      |      |      |      |      |      |      |      |      |      |      |      |      |      |      |      |      |      |      |     |
| Ramco-Gershenson Properties       | North America | USA     |      |      |      |      |      |      |      |      |      |      |      |      |      |      |      |      |      |      |      |      |     |
| Realty Income                     | North America | USA     |      |      |      |      |      |      |      |      |      |      |      |      |      |      |      |      |      |      |      |      |     |
| Reckson Associates Realty Corp. A | North America | USA     |      |      |      |      |      |      |      |      |      |      |      |      |      |      |      |      |      |      |      |      |     |
| Reckson Associates Realty Corp. B | North America | USA     |      |      |      |      |      |      |      |      |      |      |      |      |      |      |      |      |      |      |      |      |     |
| Regency Centers                   | North America | USA     |      |      |      |      |      |      |      |      |      |      |      |      |      |      |      |      |      |      |      |      |     |
| Republic Property                 | North America | USA     |      |      |      |      |      |      |      |      |      |      |      |      |      |      |      |      |      |      |      |      |     |
| RFS Hotel Investors               | North America | USA     |      |      |      |      |      |      |      |      |      |      |      |      |      |      |      |      |      |      |      |      |     |
| Saul Centers                      | North America | USA     |      |      |      |      |      |      |      |      |      |      |      |      |      |      |      |      |      |      |      |      |     |
| Senior Housing Property Trust     | North America | USA     |      |      |      |      |      |      |      |      |      |      |      |      |      |      |      |      |      |      |      |      |     |
| Shurgard Storage Centers          | North America | USA     |      |      |      |      |      |      |      |      |      |      |      |      |      |      |      |      |      |      |      |      |     |
| Simon Property Group              | North America | USA     |      |      |      |      |      |      |      |      |      |      |      |      |      |      |      |      |      |      |      |      |     |
| Sizeler Property Investors        | North America | USA     |      |      |      |      |      |      |      |      |      |      |      |      |      |      |      |      |      |      |      |      |     |
| SL Green Realty                   | North America | USA     |      |      |      |      |      |      |      |      |      |      |      |      |      |      |      |      |      |      |      |      |     |
| Sovran Self Storage               | North America | USA     |      |      |      |      |      |      |      |      |      |      |      |      |      |      |      |      |      |      |      |      |     |
| Spirit Finance Corp.              | North America | USA     |      |      |      |      |      |      |      |      |      |      |      |      |      |      |      |      |      |      |      |      |     |
| Starwood Hotels & Resorts         | North America | USA     |      |      |      |      |      |      |      |      |      |      |      |      |      |      |      |      |      |      |      |      |     |
| Storage USA                       | North America | USA     |      |      |      |      |      |      |      |      |      |      |      |      |      |      |      |      |      |      |      |      |     |
| Strategic Hotels & Resorts        | North America | USA     |      |      |      |      |      |      |      |      |      |      |      |      |      |      |      |      |      |      |      |      |     |
| Summit Properties                 | North America | USA     |      |      |      |      |      |      |      |      |      |      |      |      |      |      |      |      |      |      |      |      |     |
| Sun Communities                   | North America | USA     |      |      |      |      |      |      |      |      |      |      |      |      |      |      |      |      |      |      |      |      |     |
| Sunstone Hotel Investors          | North America | USA     |      |      |      |      |      |      |      |      |      |      |      |      |      |      |      |      |      |      |      |      |     |
| Tanger Factory Outlet Center      | North America | USA     |      |      |      |      |      |      |      |      |      |      |      |      |      |      |      |      |      |      |      |      |     |
| Taubman Centers                   | North America | USA     |      |      |      |      |      |      |      |      |      |      |      |      |      |      |      |      |      |      |      |      |     |
| The Mills Corporation             | North America | USA     |      |      |      |      |      |      |      |      |      |      |      |      |      |      |      |      |      |      |      |      |     |
| The Rouse Corporation             | North America | USA     |      |      |      |      |      |      |      |      |      |      |      |      |      |      |      |      |      |      |      |      |     |
| The St. Joe Company               | North America | USA     |      |      |      |      |      |      |      |      |      |      |      |      |      |      |      |      |      |      |      |      |     |
| Town and Country Trust            | North America | USA     |      |      |      |      |      |      |      |      |      |      |      |      |      |      |      |      |      |      |      |      |     |
| Trizec Properties                 | North America | USA     |      |      |      |      |      |      |      |      |      |      |      |      |      |      |      |      |      |      |      |      |     |
| Trustreet Properties              | North America | USA     |      |      |      |      |      |      |      |      |      |      |      |      |      |      |      |      |      |      |      |      |     |
| UDR                               | North America | USA     |      |      |      |      |      |      |      |      |      |      |      |      |      |      |      |      |      |      |      |      |     |
| Universal Health Realty Income    | North America | USA     |      |      |      |      |      |      |      |      |      |      |      |      |      |      |      |      |      |      |      |      |     |
| Urstadt Biddle Properties         | North America | USA     |      |      |      |      |      |      |      |      |      |      |      |      |      |      |      |      |      |      |      |      |     |
| U-Store-It Trust                  | North America | USA     |      |      |      |      |      |      |      |      |      |      |      |      |      |      |      |      |      |      |      |      |     |
| Ventas Inc                        | North America | USA     |      |      |      |      |      |      |      |      |      |      |      |      |      |      |      |      |      |      |      |      |     |
| Vornado Realty                    | North America | USA     |      |      |      |      |      |      |      |      |      |      |      |      |      |      |      |      |      |      |      |      |     |

DATE: APRIL 2008 CONTACT DETAILS:

EPRA: Schiphol Boulevard 283, 1118 BH Schiphol Airport, The Netherlands, T +31 20 405 3830, F +31 20 405 3840, E info@epra.com, W www.epra.com  
 NAREIT: 1875 Eye Street, N.W., Suite 600, Washington D.C. 20006, USA, T +1 202 739 9400, F + 1 202 739 9401, E info@nareit.com, W www.nareit.com

**End-of-Year Constituents Chart**

| <b>Company</b>                     | <b>Region</b> | <b>Country</b> | <b>1989</b> | <b>1990</b> | <b>1991</b> | <b>1992</b> | <b>1993</b> | <b>1994</b> | <b>1995</b> | <b>1996</b> | <b>1997</b> | <b>1998</b> | <b>1999</b> | <b>2000</b> | <b>2001</b> | <b>2002</b> | <b>2003</b> | <b>2004</b> | <b>2005</b> | <b>2006</b> | <b>2007</b> | <b>2008</b> | <b>YTD</b> |
|------------------------------------|---------------|----------------|-------------|-------------|-------------|-------------|-------------|-------------|-------------|-------------|-------------|-------------|-------------|-------------|-------------|-------------|-------------|-------------|-------------|-------------|-------------|-------------|------------|
| Washington Real Estate Investments | North America | USA            |             |             |             |             |             |             |             |             |             |             |             |             |             |             |             |             |             |             |             |             |            |
| Weingarten Realty Investors        | North America | USA            |             |             |             |             |             |             |             |             |             |             |             |             |             |             |             |             |             |             |             |             |            |
| Windrose Medical Properties        | North America | USA            |             |             |             |             |             |             |             |             |             |             |             |             |             |             |             |             |             |             |             |             |            |
| Winston Hotels                     | North America | USA            |             |             |             |             |             |             |             |             |             |             |             |             |             |             |             |             |             |             |             |             |            |
| Winthrop Realty Trust              | North America | USA            |             |             |             |             |             |             |             |             |             |             |             |             |             |             |             |             |             |             |             |             |            |
| Wyndham International              | North America | USA            |             |             |             |             |             |             |             |             |             |             |             |             |             |             |             |             |             |             |             |             |            |

DATE: APRIL 2008 CONTACT DETAILS:

EPRA: Schiphol Boulevard 283, 1118 BH Schiphol Airport, The Netherlands, T +31 20 405 3830, F +31 20 405 3840, E info@epra.com, W www.epra.com  
 NAREIT: 1875 Eye Street, N.W., Suite 600, Washington D.C. 20006, USA, T +1 202 739 9400, F + 1 202 739 9401, E info@nareit.com, W www.nareit.com

## Section 7

### Details on Methodology

DATE: APRIL 2008 CONTACT DETAILS:

EPRA: Schiphol Boulevard 283, 1118 BH Schiphol Airport, The Netherlands, T +31 20 405 3830, F +31 20 405 3840, E [info@epra.com](mailto:info@epra.com), W [www.epra.com](http://www.epra.com)  
NAREIT: 1875 Eye Street, N.W., Suite 600, Washington D.C. 20006, USA, T +1 202 739 9400, F + 1 202 739 9401, E [info@nareit.com](mailto:info@nareit.com), W [www.nareit.com](http://www.nareit.com)

### Asset Class Comparisons and Correlations

The asset classes are defined as follows. For real estate, the FTSE EPRA/NAREIT indices are used. For broad equities, the national headline index is used (i.e. FTSE 100, CAC 40 etc.) and for multi-country profiles, the FTSE All-world index series is used. For bonds, the JPMorgan Bond index series is used.

### Average True Range

The difference between the 1Y high and the 1Y low in index points. A higher reading indicates a higher volatility.

### Beta Coefficient

The Beta Coefficient is a measure of a portfolio in relation to the rest of the financial market. It is calculated as follows:

$$\text{Beta} = \frac{\text{Covariance}(10\text{Y Average Returns Broad Equities and } 10\text{Y Average Returns Real Estate})}{\text{Variance Real Estate}} * 100$$

### Bollinger Bands

A set of Bollinger Bands are a tool that can be used to measure the 'high-ness' or 'low-ness' of the price relative to the previous one, and acts as a measure of volatility. The Bollinger Bands consist of three lines: a middle band showing a simple moving average, an upper band located at twice the standard deviation above the middle band, and a lower band located at twice the standard deviation below the middle band.

### Capital Allocation Line

The CAL is the line between a risky asset (either a real estate portfolio or a broad equity portfolio), and the risk-free rate. The risk-free rate is derived by extrapolating the line between the risky asset and the JPMorgan bond index.

### Dividend Yields

The dividend market capitalisation (defined as the dividend multiplied by the shares in issue and free float percentage) paid during the last twelve months as a percentage of the investable market capitalisation of the index.

### Efficient Frontier

The efficient frontier shows the minimum variance portfolio (or least risky portfolio) for a given rate of return. The resulting line shows the most efficient portfolio for any given combination of risk and return.

### Equally Weighted Value-at-Risk

The Value-at-Risk of an index is calculated by multiplying the market capitalisation of an index by the 10Y standard deviation of the index. Equally weighted refers to that older observations are given the same weight as the more recent observations.

### Investment Horizons

The ratio of the average monthly return divided by the average monthly volatility over the specified periods, 1 to 18 years.

### Moving Averages

The oscillator compares the long term (5Y) average with the short term (1Y) average. When these two lines cross a change in trend is identified. The graph shows the difference between the long term and short term. A negative difference indicates a downward trend, and a positive difference indicates an upward trend.

DATE: APRIL 2008 CONTACT DETAILS:

EPRA: Schiphol Boulevard 283, 1118 BH Schiphol Airport, The Netherlands, T +31 20 405 3830, F +31 20 405 3840, E info@epra.com, W www.epra.com  
NAREIT: 1875 Eye Street, N.W., Suite 600, Washington D.C. 20006, USA, T +1 202 739 9400, F + 1 202 739 9401, E info@nareit.com, W www.nareit.com

### Relative Strength Indicator

The Relative Strength Indicator is an index between 0 and 100. A value between 70 and 100 indicates that the market is overbought, and a value between 0 and 30 indicates the market is oversold. The RSI is calculated using the following formula:

$$RSI = 100 - \left[ \frac{100}{\left( 1 + \text{ABS} \left\{ \frac{1Y \text{ Average Monthly Gain}}{1Y \text{ Average Monthly Loss}} \right\} \right)} \right]$$

### Retracement Levels

The Fibonacci ratios (0.618, 0.50 and 0.382) are applied to the range between the 1Y High and 1Y Low.

Retracement levels are important in the case of a "changing market", i.e. when the index breaks out of its trend.

When the index breaks out of a long-term upward trend and starts a downward correction, the retracement levels show support levels.

When the index breaks out of a long-term downward trend and starts an upward correction, the retracement levels show resistance levels.

### Risk/Return Profiles

The risk/return profile-value is determined by the 10Y average risk (calculated by the standard deviation) on the X-axis and the 10Y average return on the Y-axis.

### Sharpe Ratio

The Sharpe ratio is a measure of the excess return (or Risk Premium) above the risk free rate (as measured by the JPMorgan Bond index) per unit of risk in an investment asset or a trading strategy. It is calculated as follows:

$$\text{Sharpe} = \frac{(10Y \text{ average return of the index} - 10Y \text{ average return of the risk free rate})}{10Y \text{ Volatility}}$$

### Technical Analysis

This is an attempt to indicate long term trends in the movement of the index.

**PLEASE NOTE: Identifying these trends, especially the resistance and support levels, is subjective and expresses the views of the author only and not necessarily the view of EPRA. Please refer to pages 96 and 97 for further details.**

### Velocity

This liquidity measure is calculated by the number of shares traded over a 12-month period divided by the free-float adjusted shares in issue at the end of the period.

### Volatility

The volatility shows the variability of returns over a 12-month period, revealing the extent by which the returns of an index value change from the average.

Low volatility indicates the returns for an index have stayed quite close to the average whereas a high volatility would indicate a larger fluctuation over the time period. Volatility can therefore be seen as a market measure for risk.

DATE: APRIL 2008 CONTACT DETAILS:

EPRA: Schiphol Boulevard 283, 1118 BH Schiphol Airport, The Netherlands, T +31 20 405 3830, F +31 20 405 3840, E info@epra.com, W www.epra.com  
NAREIT: 1875 Eye Street, N.W., Suite 600, Washington D.C. 20006, USA, T +1 202 739 9400, F + 1 202 739 9401, E info@nareit.com, W www.nareit.com

## Section 8

### Data Vendor Codes

DATE: APRIL 2008 CONTACT DETAILS:

EPRA: Schiphol Boulevard 283, 1118 BH Schiphol Airport, The Netherlands, T +31 20 405 3830, F +31 20 405 3840, E info@epra.com, W www.epra.com  
NAREIT: 1875 Eye Street, N.W., Suite 600, Washington D.C. 20006, USA, T +1 202 739 9400, F + 1 202 739 9401, E info@nareit.com, W www.nareit.com



| Index   | Price Indices |         |         |         |         | Gross Total Return Indices |          |          |          |          |       | Net Total Return Indices |            |        |        |        |              |
|---|---------------|---------|---------|---------|---------|----------------------------|----------|----------|----------|----------|-------|--------------------------|------------|--------|--------|--------|--------------|
|   | EUR           | USD     | GBP     | JPY     | Local   | EUR                        | USD      | GBP      | JPY      | AUD      | Local | EUR                      | USD        | GBP    | JPY    | AUD    | Local        |
| ASIA 33 INDEX                                   |               |         |         |         |         |                            |          |          |          |          |       |                          |            |        |        |        |              |
| ASIA DIVERSIFIED INDEX                          | EGADE         | EGADU   | EGADG   | EGADJ   | EGADA   | TEGADE                     | TEGADU   | TEGADG   | TEGADJ   | TEGADA   |       |                          |            |        |        |        |              |
| ASIA DIVIDEND+ INDEX                            | <b>ENAD</b>   |         |         |         |         |                            |          |          |          |          |       |                          |            |        |        |        |              |
| ASIA EX AUSTRALIA DIVERSIFIED INDEX             | EAADIE        | EAADU   | EAADG   | EAADJ   | EAADA   | TEAADE                     | TEAADU   | TEAADG   | TEAADJ   | TEAADA   |       |                          |            |        |        |        |              |
| ASIA EX AUSTRALIA HEALTHCARE INDEX              | EAHIE         | EAHJU   | EAHJG   | EAHJU   | EAHJH   | TEAHIE                     | TEAHJU   | TEAHJG   | TEAHJU   | TEAHJH   |       |                          |            |        |        |        |              |
| ASIA EX AUSTRALIA INDEX                         | EPAAE         | EPAAU   | EPAAJ   | EPAAJ   | EPAAH   | TEPAAE                     | TEPAAU   | TEPAAJ   | TEPAAJ   | TEPAAH   |       |                          | TRPAAE     | TRPAJU | TRPAJG | TRPAJJ |              |
| ASIA EX AUSTRALIA INDUSTRIAL INDEX              | EAAIE         | EAAJU   | EAAJG   | EAAJU   | EAAJA   | TEAAIE                     | TEAAJU   | TEAAJG   | TEAAJU   | TEAAJA   |       |                          |            |        |        |        |              |
| ASIA EX AUSTRALIA INDUSTRIAL/OFFICE MIXED INDEX | EAAIE         | EAAJU   | EAAJG   | EAAJU   | EAAJA   | TEAAIE                     | TEAAJU   | TEAAJG   | TEAAJU   | TEAAJA   |       |                          |            |        |        |        |              |
| ASIA EX AUSTRALIA LOGGING/RESORTS INDEX         | EAAIE         | EAAJU   | EAAJG   | EAAJU   | EAAJA   | TEAAIE                     | TEAAJU   | TEAAJG   | TEAAJU   | TEAAJA   |       |                          |            |        |        |        |              |
| ASIA EX AUSTRALIA NON-RETAIL INDEX              | EAAIE         | EAAJU   | EAAJG   | EAAJU   | EAAJA   | TEAAIE                     | TEAAJU   | TEAAJG   | TEAAJU   | TEAAJA   |       |                          |            |        |        |        |              |
| ASIA EX AUSTRALIA OFFICE INDEX                  | EAAIE         | EAAJU   | EAAJG   | EAAJU   | EAAJA   | TEAAIE                     | TEAAJU   | TEAAJG   | TEAAJU   | TEAAJA   |       |                          |            |        |        |        |              |
| ASIA EX AUSTRALIA RENTAL INDEX                  | EAAIE         | EAAJU   | EAAJG   | EAAJU   | EAAJA   | TEAAIE                     | TEAAJU   | TEAAJG   | TEAAJU   | TEAAJA   |       |                          |            |        |        |        |              |
| ASIA EX AUSTRALIA RETAIL INDEX                  | EAAIE         | EAAJU   | EAAJG   | EAAJU   | EAAJA   | TEAAIE                     | TEAAJU   | TEAAJG   | TEAAJU   | TEAAJA   |       |                          |            |        |        |        |              |
| ASIA EX AUSTRALIA SELF STORAGE INDEX            | EAAIE         | EAAJU   | EAAJG   | EAAJU   | EAAJA   | TEAAIE                     | TEAAJU   | TEAAJG   | TEAAJU   | TEAAJA   |       |                          |            |        |        |        |              |
| ASIA EX AUSTRALIA RESIDENTIAL INDEX             | EAAIE         | EAAJU   | EAAJG   | EAAJU   | EAAJA   | TEAAIE                     | TEAAJU   | TEAAJG   | TEAAJU   | TEAAJA   |       |                          |            |        |        |        |              |
| ASIA EX AUSTRALIA SPECIALTY INDEX               | EAAIE         | EAAJU   | EAAJG   | EAAJU   | EAAJA   | TEAAIE                     | TEAAJU   | TEAAJG   | TEAAJU   | TEAAJA   |       |                          |            |        |        |        |              |
| ASIA INDEX                                      | EGAS          | UGAS    | YGAS    | YGAS    | YGAS    | REGA                       | RUGA     | RGGA     | RYAS     |          |       |                          | TRGASE     | TRGASU | TRGASG | TRGASJ |              |
| ASIA INDUSTRIAL INDEX                           | EGAI          | EGAU    | EGAG    | EGAJ    | EGAA    | TEGAI                      | TEGAU    | TEGAG    | TEGAJ    | TEGAA    |       |                          |            |        |        |        |              |
| ASIA LOGGING/RESORTS INDEX                      | EGAI          | EGAU    | EGAG    | EGAJ    | EGAA    | TEGAI                      | TEGAU    | TEGAG    | TEGAJ    | TEGAA    |       |                          |            |        |        |        |              |
| ASIA NON-REITS INDEX                            | ENASE         | ENASU   | ENASG   | ENASJ   | ENASA   | TENASE                     | TENASU   | TENASG   | TENASJ   | TENASA   |       |                          |            |        |        |        |              |
| ASIA OFFICE INDEX                               | EGAFE         | EGAFU   | EGAFG   | EGAFJ   | EGAFH   | TEGAFE                     | TEGAFU   | TEGAFG   | TEGAFJ   | TEGAFH   |       |                          |            |        |        |        |              |
| ASIA PAC EX JPN EX AUS LIQUID INDEX             | GSLOAPE       | GSLOAPU | GSLOAPG | GSLOAPJ | GSLOAPA | TGSLOAPE                   | TGSLOAPU | TGSLOAPG | TGSLOAPJ | TGSLOAPA |       |                          |            |        |        |        |              |
| ASIA RETITS INDEX                               | ERASE         | ERASU   | ERASG   | ERASJ   | ERASA   | TERASE                     | TERASU   | TERASG   | TERASJ   | TERASA   |       |                          |            |        |        |        |              |
| ASIA RESIDENTIAL INDEX                          | EGATE         | EGATU   | EGATG   | EGATJ   | EGATA   | TEGATE                     | TEGATU   | TEGATG   | TEGATJ   | TEGATA   |       |                          |            |        |        |        |              |
| ASIA RETAIL INDEX                               | EGATE         | EGATU   | EGATG   | EGATJ   | EGATA   | TEGATE                     | TEGATU   | TEGATG   | TEGATJ   | TEGATA   |       |                          |            |        |        |        |              |
| AUSTRALIA HEDGED IN US\$ INDEX                  | ELHAU         |         |         |         |         | TELHAU                     |          |          |          |          |       |                          |            |        |        |        | FTAHJST      |
| AUSTRALIA INDEX                                 | ELHAU         | UNU     | PLAU    | YLAU    | ELAU    | REAU                       | RUU      | RUU      | RYAU     | RDUAU    |       |                          |            |        |        |        |              |
| AUSTRALIA LIQUID INDEX                          | LIQELAU       | LIQELAU | LIQELAU | LIQELAU | LIQELAU | TLQELAU                    | TLQELAU  | TLQELAU  | TLQELAU  | TLQELAU  |       |                          |            |        |        |        |              |
| AUSTRIA INDEX                                   | EPAS          | UPAS    | PPAS    | YPAS    |         | REPAS                      | RUPAS    | RPAS     | RYAS     |          |       |                          | TRPASE     | TRPASU | TRPASG | TRPASJ |              |
| BELGIUM INDEX                                   | EPBL          | UPBL    | PPBL    | YPBL    |         | RBPBL                      | RUPBL    | RPBL     | RYBL     |          |       |                          | TRPBLE     | TRPBLU | TRPBLG | TRPBLJ |              |
| CANADA INDEX                                    | ENCA          | UNCA    | PLCA    | YUCA    |         | RCAE                       | RUCA     | RPCA     | RYCA     |          |       |                          | RCAC (CAD) |        |        |        | TRLCAL (CAD) |
| CUSTOM GLOBAL INDEX INDEX                       | FTGUEUR       | FTGUSD  |         |         |         | FTGUEUR                    | FTGUSD   |          |          |          |       |                          |            |        |        |        | FTGLCTR      |
| CZECH REPUBLIC INDEX                            |               |         |         |         |         |                            |          |          |          |          |       |                          |            |        |        |        |              |
| DENMARK INDEX                                   | EPDK          | UPDK    | PPDK    | YPDK    |         | RDPDK                      | RUPDK    | RPDK     | RYDK     |          |       |                          |            |        |        |        | RLDK (DKK)   |
| EUROPE CAPPED INDEX                             | EORAE         | EORAU   | EORAG   | EORAG   |         | TEORAE                     | TEORAU   | TEORAG   | TEORAJ   |          |       |                          |            |        |        |        |              |
| EUROPE DIVERSIFIED INDEX                        | EPRDE         | EPRDU   | EPRDG   | EPRDJ   | EPRDA   | TEPRDE                     | TEPRDU   | TEPRDG   | TEPRDJ   | TEPRDA   |       |                          |            |        |        |        |              |
| EUROPE EURO ZONE CAPPED INDEX                   | EOEUI         | EOEUJ   | EOEUG   | EOEJU   | EOEUA   | TEOEUI                     | TEOEJU   | TEOEUJG  | TEOEJU   | TEOEUA   |       |                          |            |        |        |        |              |
| EUROPE EURO ZONE DIVERSIFIED INDEX              | EPEDE         | EPEDU   | EPEDG   | EPEDJ   | EPEDA   | TEPEDE                     | TEPEDU   | TEPEDG   | TEPEDJ   | TEPEDA   |       |                          |            |        |        |        |              |
| EUROPE EURO ZONE INDEX                          | EPEU          | UPEU    | GPEU    | YPEU    |         | RPEU                       | RUPEU    | RPUEU    | RYEU     |          |       |                          | NEPEU      | NUPEU  | NPPEU  | NYPEU  |              |
| EUROPE EURO ZONE INDUSTRIAL INDEX               | EPEIE         | EPEIU   | EPEIG   | EPEIJ   | EPEIA   | TEPEIE                     | TEPEIU   | TEPEIG   | TEPEIJ   | TEPEIA   |       |                          |            |        |        |        |              |
| EUROPE EURO ZONE OFFICE INDEX                   | EPEFE         | EPEFU   | EPEFG   | EPEFJ   | EPEFA   | TEPEFE                     | TEPEFU   | TEPEFG   | TEPEFJ   | TEPEFA   |       |                          |            |        |        |        |              |
| EUROPE EURO ZONE RESIDENTIAL INDEX              | EPEFE         | EPEFU   | EPEFG   | EPEFJ   | EPEFA   | TEPEFE                     | TEPEFU   | TEPEFG   | TEPEFJ   | TEPEFA   |       |                          |            |        |        |        |              |
| EUROPE EURO ZONE RETAIL INDEX                   | EPETE         | EPETU   | EPETG   | EPETJ   | EPETA   | TEPETE                     | TEPETU   | TEPETG   | TEPETJ   | TEPETA   |       |                          |            |        |        |        |              |
| EUROPE EX UK CAPPED INDEX                       | EOUK          | EUOK    | EUOKG   | EUOKJ   |         | TEOUKE                     | TEOUKU   | TEOUKG   | TEOUKJ   |          |       |                          |            |        |        |        |              |
| EUROPE EX UK DIVIDEND+ INDEX                    | <b>ENDP</b>   |         |         |         |         |                            |          |          |          |          |       |                          |            |        |        |        |              |
| EUROPE EX UK INDEX                              | EXUK          | EXUK    | EXUK    | EXUK    |         | REXUK                      | RUXUK    | RUUK     | RYUK     |          |       |                          | REXUK      | RUUK   | RUUK   | RYUK   |              |
| EUROPE EX UK LIQUID INDEX                       | GSLOEUI       | GSLOEUJ | GSLOEUG | GSLOEUJ | GSLOEUA | TGSLOEUI                   | TGSLOEUJ | TGSLOEUG | TGSLOEUJ | TGSLOEUA |       |                          |            |        |        |        |              |
| EUROPE HEALTHCARE INDEX                         | EPRIE         | EPRIU   | EPRIJ   | EPRIJ   | EPRIA   | TERPRIE                    | TERPRIU  | TERPRIJ  | TERPRIJ  | TERPRIA  |       |                          |            |        |        |        |              |
| EUROPE INDEX                                    | EPRA          | UPRA    | GPRA    | YPRJ    |         | RPRJ                       | RUPRA    | RPRA     | RYRA     |          |       |                          | NEPRA      | NUPRA  | NPRA   | NYPRA  |              |
| EUROPE INDUSTRIAL INDEX                         | EPRIE         | EPRIU   | EPRIJ   | EPRIJ   | EPRIA   | TERPRIE                    | TERPRIU  | TERPRIJ  | TERPRIJ  | TERPRIA  |       |                          |            |        |        |        |              |
| EUROPE LIQUID 40 CAPPED INDEX                   | SOXLU         | SOXLU   | SOXLU   | SOXLU   |         | TSOXLU                     | TSOXLU   | TSOXLU   | TSOXLU   |          |       |                          |            |        |        |        |              |
| EUROPE LIQUID 40 EX UK CAPPED INDEX             | SSXU          | USXU    | PSXU    | YSXU    |         | RSXU                       | RUSXU    | RPXU     | RYXU     |          |       |                          | NSXU       | NUXU   | NPSXU  | NYXU   |              |
| EUROPE LIQUID 40 INDEX                          | SSEL          | USEL    | PSEL    | YSEL    |         | RSEL                       | RUSEL    | RSEL     | RYSEL    |          |       |                          | NSSEL      | NUSSL  | NPSSEL | NYSSL  |              |
| EUROPE LOGGING/RESORTS INDEX                    | EPRLI         | EPRLU   | EPRLG   | EPRLJ   | EPRLA   | TEPRLI                     | TEPRLU   | TEPRLG   | TEPRLJ   | TEPRLA   |       |                          |            |        |        |        |              |
| EUROPE NON-REITS INDEX                          | ENEE          | ENEU    | ENEEJ   | ENEEJ   | ENEEA   | TENEE                      | TENEU    | TENEEJ   | TENEEJ   | TENEEA   |       |                          |            |        |        |        |              |
| EUROPE OFFICE INDEX                             | EPRIE         | EPRIU   | EPRIJ   | EPRIJ   | EPRIA   | TERPRIE                    | TERPRIU  | TERPRIJ  | TERPRIJ  | TERPRIA  |       |                          |            |        |        |        |              |
| EUROPE REITS INDEX                              | EREE          | EREU    | EREEJ   | EREEJ   | EREEA   | TEREE                      | TEREU    | TEREEJ   | TEREEJ   | TEREEA   |       |                          |            |        |        |        |              |
| EUROPE RESIDENTIAL INDEX                        | EPRIE         | EPRIU   | EPRIJ   | EPRIJ   | EPRIA   | TERPRIE                    | TERPRIU  | TERPRIJ  | TERPRIJ  | TERPRIA  |       |                          |            |        |        |        |              |
| EUROPE RETAIL INDEX                             | EPRIE         | EPRIU   | EPRIJ   | EPRIJ   | EPRIA   | TERPRIE                    | TERPRIU  | TERPRIJ  | TERPRIJ  | TERPRIA  |       |                          |            |        |        |        |              |
| EUROPE SELF STORAGE INDEX                       | EPRIE         | EPRIU   | EPRIJ   | EPRIJ   | EPRIA   | TERPRIE                    | TERPRIU  | TERPRIJ  | TERPRIJ  | TERPRIA  |       |                          |            |        |        |        |              |
| EUROPE SPECIALTY INDEX                          | EPRIE         | EPRIU   | EPRIJ   | EPRIJ   | EPRIA   | TERPRIE                    | TERPRIU  | TERPRIJ  | TERPRIJ  | TERPRIA  |       |                          |            |        |        |        |              |
| EUROPE UK RESTRICTED INDEX                      | EPHG          | UPHG    | PPHG    | YPHG    |         | RPHG                       | RUPHG    | RPHG     | RYPH     |          |       |                          | TRPHGE     | TRPHGU | TRPHGG | TRPHGJ |              |
| FINLAND INDEX                                   | EPFI          | UPFI    | PPFI    | YFPI    |         | RPFJ                       | RUPFJ    | RPFJ     | RYFJ     |          |       |                          | TRPFIE     | TRPFJU | TRPFIG | TRPFJ  |              |
| FRANCE INDEX                                    | EPGR          | UPGR    | PPGR    | YPRG    |         | RPRG                       | RUPGR    | RPGR     | RYGR     |          |       |                          | TRPGRE     | TRPGRU | TRPGRG | TRPGRJ |              |
| GERMANY INDEX                                   | EPGR          | UPGR    | PPGR    | YPRG    |         | RPRG                       | RUPGR    | RPGR     | RYGR     |          |       |                          |            |        |        |        |              |
| GLOBAL DIVERSIFIED INDEX                        | ENGVE         | ENGJU   | ENGVG   | ENGJV   | ENGVA   | TENGVE                     | TENGJU   | TENGVG   | TENGJV   | TENGVA   |       |                          |            |        |        |        |              |
| GLOBAL DIVIDEND+ INDEX                          | <b>ENGD</b>   |         |         |         |         |                            |          |          |          |          |       |                          |            |        |        |        |              |
| GLOBAL EX ASIA INDEX                            | EGXA          | UGXA    | YGXA    | YGXA    |         | REGA                       | RUGA     | RGGA     | RYXA     |          |       |                          | TRGXAE     | TRGXAU | TRGXAG | TRGXAJ |              |
| GLOBAL EX ASIA NON-REITS INDEX                  | ENXAE         | ENXAU   | ENXAG   | ENXAJ   |         | TENXAE                     | TENXAU   | TENXAG   | TENXAJ   |          |       |                          |            |        |        |        |              |
| GLOBAL EX ASIA REITS INDEX                      | ERXAE         | ERXAU   | ERXAG   | ERXAJ   |         | TERXAE                     | TERXAU   | TERXAG   | TERXAJ   |          |       |                          |            |        |        |        |              |
| GLOBAL EX AUSTRALIA HEDGED IN AUD INDEX         |               |         |         |         | EGAAL   |                            |          |          |          | TEGAAL   |       |                          |            |        |        |        |              |
| GLOBAL EX AUSTRALIA HEDGED IN USD INDEX         |               | EGAHU   |         |         |         |                            | TEGAHU   |          |          |          |       |                          |            |        |        |        |              |
| GLOBAL EX AUSTRALIA INDEX                       |               | GAXAU   |         |         | GAXAA   |                            | TGAXAU   |          |          | TGAXAA   |       |                          | TRAXAU     |        |        |        | TRAXAA       |

DATE: APRIL 2008 CONTACT DETAILS:

EPRA: Schiphol Boulevard 283, 1118 BH Schiphol Airport, The Netherlands, T +31 20 405 3830, F +31 20 405 3840, E info@epra.com, W www.epra.com  
 NAREIT: 1875 Eye Street, N.W., Suite 600, Washington D.C. 20006, USA, T +1 202 739 9400, F +1 202 739 9401, E i



| Index  | Price Indices |          |          |          |          |                              | Gross Total Return Indices |           |           |           |           |                                | Net Total Return Indices |        |        |        |     |              |  |
|--|---------------|----------|----------|----------|----------|------------------------------|----------------------------|-----------|-----------|-----------|-----------|--------------------------------|--------------------------|--------|--------|--------|-----|--------------|--|
|  | EUR           | USD      | GBP      | JPY      | AUD      | Local                        | EUR                        | USD       | GBP       | JPY       | AUD       | Local                          | EUR                      | USD    | GBP    | JPY    | AUD | Local        |  |
| GLOBAL EX AUSTRALIA NON-RENTAL IN AUD HEDGED INDEX   |               | GAHNU    |          |          | GAHNA    |                              |                            | TOAHNU    |           |           |           | TOAHNA                         |                          |        |        |        |     |              |  |
| GLOBAL EX AUSTRALIA NON-RENTAL IN AUD UNHEDGED INDEX |               | GALNU    |          |          | GALNA    |                              |                            | TGALNU    |           |           |           | TGALNA                         |                          |        |        |        |     |              |  |
| GLOBAL EX AUSTRALIA RENTAL IN AUD HEDGED INDEX       |               | GAHRU    |          |          | GAHRA    |                              |                            | TGAHRU    |           |           |           | TGAHRA                         |                          |        |        |        |     |              |  |
| GLOBAL EX AUSTRALIA RENTAL IN AUD UNHEDGED INDEX     |               | GAURU    |          |          | GAURA    |                              |                            | TGAURU    |           |           |           | TGAURA                         |                          |        |        |        |     |              |  |
| GLOBAL EX EUROPE INDEX                               | EGXE          | LGXE     | PGXE     | YGXE     |          |                              | REXE                       | RUXE      | RPXE      | RYXE      |           |                                | TRGXEE                   | TRGXEU | TRGXEG | TRGXEJ |     |              |  |
| GLOBAL EX EUROPE NON-RENTAL INDEX                    | ENXEE         | ENXEU    | ENXEG    | ENXEJ    |          |                              | TENXEE                     | TENXEU    | TENXEG    | TENXEJ    |           |                                |                          |        |        |        |     |              |  |
| GLOBAL EX EUROPE REITS INDEX                         | ERXEE         | ERXEU    | ERXEG    | ERXEJ    |          |                              | TERXEE                     | TERXEU    | TERXEG    | TERXEJ    |           |                                |                          |        |        |        |     |              |  |
| GLOBAL EX JAPAN INDEX                                | EGXJE         | EGXJU    | EGXJG    | EGXJL    |          |                              | TEGXJE                     | TEGXJU    | TEGXJG    | TEGXJL    |           |                                | TRGXJE                   | TRGXJU | TRGXJG | TRGXJL |     |              |  |
| GLOBAL EX NORTH AMERICA                              | EGXN          | LGXN     | PGXN     | YGXN     |          |                              | REXN                       | RUXN      | RPXN      | RYXN      |           |                                | TRGXNE                   | TRGXNU | TRGXNG | TRGXNJ |     |              |  |
| GLOBAL EX US INDEX                                   | EGXU          | EGXU     | PGXU     | YGXU     |          |                              | REXU                       | REXU      | RPXU      | RYXU      |           |                                | TRGXUE                   | TRGXUU | TRGXUG | TRGXUU |     |              |  |
| GLOBAL EX US LIQUID INDEX                            | GSLXISE       | GSLXISU  | GSLXISG  | GSLXISJ  | GSLXISA  | GSLXISH (HKD), GSLXISS (SGD) | TGSLXISE                   | TGSLXISU  | TGSLXISG  | TGSLXISJ  | TGSLXISA  | TGSLXISH (HKD), TGSLXISS (SGD) |                          |        |        |        |     |              |  |
| GLOBAL EX US NON-REITS INDEX                         | ENXUE         | ENXUU    | ENXUG    | ENXUJ    |          |                              | TENXUE                     | TENXUU    | TENXUG    | TENXUJ    |           |                                |                          |        |        |        |     |              |  |
| GLOBAL EX US REITS INDEX                             | ERXUE         | ERXUU    | ERXUG    | ERXUJ    |          |                              | TERXUE                     | TERXUU    | TERXUG    | TERXUJ    |           |                                |                          |        |        |        |     |              |  |
| GLOBAL HEALTHCARE INDEX                              | ENGEE         | ENGEU    | ENGEG    | ENGEJ    | ENGEA    | EGHAA                        | TENGEE                     | TENGEU    | TENGEG    | TENGEJ    | TENGEA    | TEGHAA                         |                          |        |        |        |     |              |  |
| GLOBAL HEDGED IN AUD INDEX                           |               |          |          |          |          |                              |                            |           |           |           |           |                                |                          |        |        |        |     |              |  |
| GLOBAL INDEX   | ENGL          | UNGL     | PNGL     | YNGL     |          |                              | RNGL                       | RUGL      | RPGL      | RYGL      |           |                                | TRNGLE                   | TRNGLU | TRNGLG | TRNGLJ |     |              |  |
| GLOBAL INDUSTRIAL INDEX                              | ENGIE         | ENGIU    | ENGIG    | ENGIJ    | ENGINA   |                              | TENGIE                     | TENGIU    | TENGIG    | TENGIJ    | TENGINA   |                                |                          |        |        |        |     |              |  |
| GLOBAL INDUSTRIAL/OFFICE INDEX                       | ENGMIE        | ENGMIU   | ENMGIG   | ENGMIJ   | ENGMINA  |                              | TENGMIE                    | TENGMIU   | TENMGIG   | TENGMIJ   | TENGMINA  |                                |                          |        |        |        |     |              |  |
| GLOBAL LIQUID INDEX                                  | GSLQGLIE      | GSLQGLIU | GSLQGLIG | GSLQGLIJ | GSLQGLIA | GSLQGLH (HKD), GSLQGLS (SGD) | TGSLQGLIE                  | TGSLQGLIU | TGSLQGLIG | TGSLQGLIJ | TGSLQGLIA | TGSLQGLH (HKD), TGSLQGLS (SGD) |                          |        |        |        |     |              |  |
| GLOBAL LODGING/RESORTS INDEX                         | ENQIE         | ENQIU    | ENQIG    | ENQIJ    | ENQINA   |                              | TENQIE                     | TENQIU    | TENQIG    | TENQIJ    | TENQINA   |                                |                          |        |        |        |     |              |  |
| GLOBAL NON-REITS INDEX                               | ENRGE         | ENRGU    | ENRGG    | ENRGJ    | ENRGA    |                              | TENRGE                     | TENRGU    | TENRGG    | TENRGJ    | TENRGA    |                                |                          |        |        |        |     |              |  |
| GLOBAL OFFICE INDEX                                  | ENGFIE        | ENGFU    | ENFGIG   | ENGFJ    | ENGFNA   |                              | TENGFIE                    | TENGFU    | TENFGIG   | TENGFJ    | TENGFNA   |                                |                          |        |        |        |     |              |  |
| GLOBAL REITS INDEX                                   | ERGLU         |          |          |          |          |                              | TERGLU                     |           |           |           |           |                                |                          |        |        |        |     |              |  |
| GLOBAL REITS INDEX                                   | ERGLE         | ERGLU    | ERGLG    | ERGLJ    | ERGLNA   |                              | TERGLE                     | TERGLU    | TERGLG    | TERGLJ    | TERGLNA   |                                |                          |        |        |        |     |              |  |
| GLOBAL RESIDENTIAL INDEX                             | ENGAIE        | ENGAU    | ENGAIG   | ENGAIJ   | ENGAINA  |                              | TENGAIE                    | TENGAU    | TENGAIG   | TENGAIJ   | TENGAINA  |                                |                          |        |        |        |     |              |  |
| GLOBAL RETAIL INDEX                                  | ENGTIE        | ENGTU    | ENGTG    | ENGTJ    | ENGTNA   |                              | TENGTIE                    | TENGTU    | TENGTG    | TENGTJ    | TENGTNA   |                                |                          |        |        |        |     |              |  |
| GLOBAL SELF STORAGE INDEX                            | ENSGIE        | ENSGU    | ENSGIG   | ENSGJ    | ENSGNA   |                              | TENSGIE                    | TENSGU    | TENSGIG   | TENSGJ    | TENSGNA   |                                |                          |        |        |        |     |              |  |
| GLOBAL SPECIALTY INDEX                               | ENSGPE        | ENSGPU   | ENSGPG   | ENSGPJ   | ENSGNA   |                              | TENSGPE                    | TENSGPU   | TENSGPG   | TENSGPJ   | TENSGNA   |                                |                          |        |        |        |     |              |  |
| GREECE INDEX   | EPGIE         | EPGIC    | EPGIG    | EPGIJ    | EPGINA   |                              | TEPGIE                     | TEPGIC    | TEPGIG    | TEPGIJ    | TEPGINA   |                                |                          |        |        |        |     |              |  |
| HONG KONG INDEX                                      | EHK           | LUHK     | PLHK     | YLHK     |          | ELHK (HKD)                   | REHK                       | RUKK      | RPKK      | RYKK      |           | RHKK (HKD)                     | TRPGCE                   | TRPGCU | TRPGCG | TRPGCJ |     |              |  |
| HUNGARY INDEX  |               |          |          |          |          |                              |                            |           |           |           |           |                                |                          |        |        |        |     |              |  |
| IRELAND INDEX  | EPR           | UPR      |          |          |          |                              | RPR                        | RUPR      |           |           |           |                                | TRPHKE                   | TRPHKU | TRPHKG | TRPHKJ |     | TRLHKL (HKD) |  |
| ITALY INDEX  | EPIT          | UPIT     | PPIT     | YPIT     |          |                              | RPI                        | RUPI      | RPII      | RYIT      |           |                                | TRPHKE                   | TRPHKU | TRPHKG | TRPHKJ |     | TRLHKL (HKD) |  |
| JAPAN INDEX  | ENJP          | ENJU     | ENJG     | ENJL     |          |                              | REJP                       | RJUJ      | RJPG      | RYJP      |           |                                | TRPHKE                   | TRPHKU | TRPHKG | TRPHKJ |     | TRLHKL (HKD) |  |
| JAPAN LIQUID INDEX                                   | LIQELJE       | LIQELJU  | LIQELJG  | LIQELJL  | LIQELJA  | LIQELJH (HKD), LIQELJS (SGD) | TUQELJE                    | TUQELJU   | TUQELJG   | TUQELJL   | TUQELJA   | TUQELJH (HKD), TUQELJS (SGD)   |                          |        |        |        |     |              |  |
| NETHERLANDS INDEX                                    | EPNL          | UPNL     | PPNL     | YPNL     |          |                              | RPNL                       | RUPNL     | RPNP      | RYNL      |           |                                | TRPNLE                   | TRPNLU | TRPNLG | TRPNLJ |     | TRLNLZ (NZD) |  |
| NEW ZEALAND INDEX                                    | ENNZ          | UNNZ     | PNNZ     | YNNZ     |          | ELNZ (NZD)                   | RENNZ                      | RUNZ      | RPNZ      | RYNZ      |           |                                | TRPNLE                   | TRPNLU | TRPNLG | TRPNLJ |     | TRLNLZ (NZD) |  |
| NORTH AMERICA DIVERSIFIED INDEX                      | EGNDIE        | EGNDU    | EGNDIG   | EGNDIJ   | EGNDINA  |                              | TEGNIE                     | TEGNDU    | TEGNIG    | TEGNIJ    | TEGNINA   |                                |                          |        |        |        |     |              |  |
| NORTH AMERICA HEALTHCARE INDEX                       | EGNIE         | EGNIU    | EGNIG    | EGNIJ    | EGNINA   |                              | TEGNIE                     | TEGNIU    | TEGNIG    | TEGNIJ    | TEGNINA   |                                |                          |        |        |        |     |              |  |
| NORTH AMERICA INDEX                                  | EGNAIE        | EGNAU    | EGNAIG   | ENGAIJ   | ENGAINA  |                              | TEGNAIE                    | TEGNAU    | TEGNAIG   | TENGAIJ   | TENGAINA  |                                |                          |        |        |        |     |              |  |
| NORTH AMERICA INDUSTRIAL INDEX                       | EGNIE         | EGNIU    | EGNIG    | EGNIJ    | EGNINA   |                              | TEGNIE                     | TEGNIU    | TEGNIG    | TEGNIJ    | TEGNINA   |                                |                          |        |        |        |     |              |  |
| NORTH AMERICA LIQUID INDEX                           | GSLQNAIE      | GSLQNAIU | GSLQNAIG | GSLQNAIJ | GSLQNAIA | GSLQNAH (HKD), GSLQNAS (SGD) | TGSLQNAIE                  | TGSLQNAIU | TGSLQNAIG | TGSLQNAIJ | TGSLQNAIA | TGSLQNAH (HKD), TGSLQNAS (SGD) |                          |        |        |        |     |              |  |
| NORTH AMERICA LODGING/RESORTS INDEX                  | EGNIE         | EGNIU    | EGNIG    | EGNIJ    | EGNINA   |                              | TEGNIE                     | TEGNIU    | TEGNIG    | TEGNIJ    | TEGNINA   |                                |                          |        |        |        |     |              |  |
| NORTH AMERICA INDUSTRIAL/OFFICE INDEX                | ENGMIE        | ENGMU    | ENMGIG   | ENGMIJ   | ENGMINA  |                              | TENGMIE                    | TENGMU    | TENMGIG   | TENGMIJ   | TENGMINA  |                                |                          |        |        |        |     |              |  |
| NORTH AMERICA OFFICE INDEX                           | ENGFIE        | ENGFU    | ENFGIG   | ENGFJ    | ENGFNA   |                              | TENGFIE                    | TENGFU    | TENFGIG   | TENGFJ    | TENGFNA   |                                |                          |        |        |        |     |              |  |
| NORTH AMERICA RESIDENTIAL INDEX                      | ENGTIE        | ENGTU    | ENGTG    | ENGTJ    | ENGTNA   |                              | TENGTIE                    | TENGTU    | TENGTG    | TENGTJ    | TENGTNA   |                                |                          |        |        |        |     |              |  |
| NORTH AMERICA SELF STORAGE INDEX                     | ENSGIE        | ENSGU    | ENSGIG   | ENSGJ    | ENSGNA   |                              | TENSGIE                    | TENSGU    | TENSGIG   | TENSGJ    | TENSGNA   |                                |                          |        |        |        |     |              |  |
| NORTH AMERICA SPECIALTY INDEX                        | ENSGPE        | ENSGPU   | ENSGPG   | ENSGPJ   | ENSGNA   |                              | TENSGPE                    | TENSGPU   | TENSGPG   | TENSGPJ   | TENSGNA   |                                |                          |        |        |        |     |              |  |
| NORWAY INDEX   | EPNK          | UPNK     |          |          |          | ELNK (NOK)                   | RPNK                       | RUPNK     |           |           |           |                                | TRLNKE                   | TRLNKU | TRLNKG | TRLNKJ |     | TRLNKL (NOK) |  |
| POLAND INDEX   |               |          |          |          |          |                              |                            |           |           |           |           |                                | TRPPOE                   | TRPPOU | TRPPOG | TRPPOJ |     | TRPPOL (PLN) |  |
| PORTUGAL INDEX                                       |               |          |          |          |          |                              |                            |           |           |           |           |                                | TRPPTE                   | TRPPTU | TRPPTG | TRPPTJ |     |              |  |
| PURE ASIA EX AUSTRALIA INDEX                         |               |          |          |          |          |                              |                            |           |           |           |           |                                |                          |        |        |        |     |              |  |
| PURE ASIA INDEX                                      | EGPA          | USPA     | PGPA     | YGPA     |          |                              | REPA                       | RUPA      | RPPA      | RYPA      |           |                                | TRGPAE                   | TRGPAU | TRGPAG | TRGPAJ |     |              |  |
| PURE AUSTRALIA INDEX                                 | EPAU          | UPAU     | PPAU     | YPAU     | LPAU     |                              | REPAU                      | RUPAU     | RPPAU     | RYPAU     | RLPA      |                                | TRGPAE                   | TRGPAU | TRGPAG | TRGPAJ |     | TRPAUL       |  |
| SINGAPORE INDEX                                      | ENSI          | UNSI     | PPSI     | YPSI     |          | ELSI (SGD)                   | RESI                       | RUSI      | RPSI      | RYSI      |           |                                | TRLSIE                   | TRLSIU | TRLSIG | TRLSIJ |     | TRLSIL (SGD) |  |
| SOUTH KOREA INDEX                                    |               |          |          |          |          |                              |                            |           |           |           |           |                                |                          |        |        |        |     |              |  |
| SPAIN INDEX  | EPSP          | UPSP     | PPSP     | YPSP     |          |                              | RPSP                       | RUPSP     | RPPS      | RYSP      |           |                                | TRPSPE                   | TRPSPU | TRPSPG | TRPSPJ |     | TRPKRL (KRW) |  |
| SWEDEN INDEX   | EPSP          | UPSP     | PPSP     | YPSP     |          | ELSD (SEK)                   | RPSD                       | RUPSD     | RPPSD     | RYSD      |           |                                | TRPSPE                   | TRPSPU | TRPSPG | TRPSPJ |     | TRPSDL (SEK) |  |
| SWITZERLAND INDEX                                    | EPSP          | UPSP     | PPSP     | YPSW     |          | ELSW (CHF)                   | RPSW                       | RUPSW     | RPPSW     | RYSW      |           |                                | TRPSPE                   | TRPSPU | TRPSPG | TRPSPJ |     | TRPSDL (CHF) |  |
| UK DIVERSIFIED INDEX                                 | ELUDE         | ELUDU    | ELUDG    | ELUDJ    | ELUDNA   |                              | TUJUDE                     | TUJUUDU   | TUJUDG    | TUJUUDJ   | TUJUUDNA  |                                |                          |        |        |        |     |              |  |
| UK HEALTHCARE INDEX                                  | ELUIE         | ELUIU    | ELUIG    | ELUIJ    | ELUINA   |                              | TUJUIE                     | TUJUUIU   | TUJUIG    | TUJUUIJ   | TUJUINA   |                                |                          |        |        |        |     |              |  |
| UK INDEX   | ELUK          | ELUK     | ELUK     | ELUK     | ELUKNA   |                              | TUJUKE                     | TUJUUKU   | TUJUUKG   | TUJUUKJ   | TUJUUKNA  |                                |                          |        |        |        |     |              |  |
| UK INDUSTRIAL INDEX                                  | ELUIE         | ELUIU    | ELUIG    | ELUIJ    | ELUINA   |                              | TUJUIE                     | TUJUUIU   | TUJUIG    | TUJUUIJ   | TUJUINA   |                                |                          |        |        |        |     |              |  |
| UK LIQUID INDEX                                      | LIQELUJ       |          |          |          |          |                              | TUJUUE                     | TUJUUIU   | TUJUUG    | TUJUUIJ   | TUJUINA   |                                |                          |        |        |        |     |              |  |
| UK LIQUID INDEX                                      | LIQELUJ       | LIQELLU  | LIQELUG  | LIQELUJ  | LIQELUA  | LIQELUH (HKD), LIQELUS (SGD) | TUJUUE                     | TUJUULU   | TUJUUG    | TUJUUIJ   | TUJUUA    | TUJUULH (HKD), TUJUULS (SGD)   |                          |        |        |        |     |              |  |
| UK LODGING/RESORTS INDEX                             | ELUIE         | ELUIU    | ELUIG    | ELUIJ    | ELUINA   |                              | TUJUUE                     | TUJUUIU   | TUJUIG    | TUJUUIJ   | TUJUINA   |                                |                          |        |        |        |     |              |  |
| UK NON-REITS INDEX                                   | ENUKNRE       | ENUKNRU  | ENUKNRG  | ENUKNRJ  | ENUKNNA  |                              | TENUKNRE                   | TENUKNRU  | TENUKNRG  | TENUKNRJ  | TENUKNNA  |                                |                          |        |        |        |     |              |  |
| UK OFFICE INDEX                                      | ELUIE         | ELUIU    | ELUIG    | ELUIJ    | ELUINA   |                              | TUJUUE                     | TUJUUIU   | TUJUIG    | TUJUUIJ   | TUJUINA   |                                |                          |        |        |        |     |              |  |
| UK PROPERTY INDEX                                    | ENVEUPE       | ENVEUPU  | ENVEUPG  | ENVEUPJ  | ENVEUPNA | ENVEUPC (CHF)                | TENVEUPE                   | TENVEUPU  | TENVEUPG  | TENVEUPJ  | TENVEUPNA |                                |                          |        |        |        |     |              |  |
| UK REITS INDEX                                       | ENUKRE        | ENUKRU   | ENUKRG   | ENUKRJ   | ENUKRNA  |                              | TENUKRE                    | TENUKRU   | TENUKRG   | TENUKRJ   | TENUKRNA  |                                |                          |        |        |        |     |              |  |
| UK RESIDENTIAL INDEX                                 | ELUIE         | ELUIU    | ELUIG    | ELUIJ    | ELUEA    |                              | TUJUUE                     | TUJUUIU   | TUJUIG    | TUJUUIJ   | TUJUUA    |                                |                          |        |        |        |     |              |  |
| UK RETAIL INDEX                                      | ELUTE         | ELUTU    | ELUTG    | ELUTJ    | ELUTNA   |                              | TUJUUE                     | TUJUUIU   | TUJUIG    | TUJUUIJ   | TUJUUA    |                                |                          |        |        |        |     |              |  |
| UK SELF STORAGE INDEX                                | ELUSE         | ELUSU    | ELUSG    | ELUSJ    | ELUSA    |                              | TUJUUE                     | TUJUUIU   | TUJUIG    | TUJUUIJ   | TUJUUA    |                                |                          |        |        |        |     |              |  |

DATE: APRIL 2008 CONTACT DETAILS:

EPRA: Schiphol Boulevard 283, 1118 BH Schiphol Airport, The Netherlands, T +31 20 405 3830, F +31 20 405 3840, E info@epra.com, W www.epra.com  
 NAREIT: 1875 Eye Street, N.W., Suite 600, Washington D.C. 20006, USA, T +1 202 739 9400, F + 1 202 739 9401, E i

| Index                            | Price Indices |       |       |       |       |       | Gross Total Return Indices |        |        |        |        |       | Net Total Return Indices |        |        |        |     |       |
|----------------------------------|---------------|-------|-------|-------|-------|-------|----------------------------|--------|--------|--------|--------|-------|--------------------------|--------|--------|--------|-----|-------|
|                                  | EUR           | USD   | GBP   | JPY   | AUD   | Local | EUR                        | USD    | GBP    | JPY    | AUD    | Local | EUR                      | USD    | GBP    | JPY    | AUD | Local |
| <b>Bloomberg</b>                 |               |       |       |       |       |       |                            |        |        |        |        |       |                          |        |        |        |     |       |
| UK SPECIALTY INDEX               | ELIPE         | ELIFU | ELIPG | ELIPJ | ELIPA |       | TELIPE                     | TELIU  | TELIPG | TELIJ  | TELIPA |       |                          |        |        |        |     |       |
| US DIVERSIFIED INDEX             | UNLDE         | UNLDU | UNLDG | UNLDJ | UNLDA |       | TUNLDE                     | TUNLDU | TUNLDG | TUNLDJ | TUNLDA |       |                          |        |        |        |     |       |
| US DIVIDEND+ INDEX               | ENUD          |       |       |       |       |       |                            |        |        |        |        |       |                          |        |        |        |     |       |
| US HEALTHCARE INDEX              | UNLHE         | UNLHU | UNLHG | UNLHJ | UNLHA |       | TUNLHE                     | TUNLHU | TUNLHG | TUNLHJ | TUNLHA |       |                          |        |        |        |     |       |
| US INDEX                         | ENUS          | UNUS  | PNUS  | YNUS  |       |       | REUS                       | RIUS   | RPNU   | RYUS   |        |       | TRNUSE                   | TRNUSU | TRNUSG | TRNUSJ |     |       |
| US INDUSTRIAL INDEX              | UNLIE         | UNLIU | UNLIG | UNLIJ | UNLIA |       | TUNLIE                     | TUNLIU | TUNLIG | TUNLIJ | TUNLIA |       |                          |        |        |        |     |       |
| US INDUSTRIAL/OFFICE MIXED INDEX | UNLME         | UNLMU | UNLMG | UNLMJ | UNLMA |       | TUNLME                     | TUNLMU | TUNLMG | TUNLMJ | TUNLMA |       |                          |        |        |        |     |       |
| US LOGGINGS/RESORTS INDEX        | UNLLE         | UNLLU | UNLLE | UNLLE | UNLLE |       | TUNLLE                     | TUNLLU | TUNLLE | TUNLLE | TUNLLE |       |                          |        |        |        |     |       |
| US OFFICE INDEX                  | UNLFA         | UNLFU | UNLFG | UNLFJ | UNLFA |       | TUNLFA                     | TUNLFU | TUNLFG | TUNLFJ | TUNLFA |       |                          |        |        |        |     |       |
| US RESIDENTIAL INDEX             | UNLEE         | UNLEU | UNLEG | UNLEJ | UNLEA |       | TUNLEE                     | TUNLEU | TUNLEG | TUNLEJ | TUNLEA |       |                          |        |        |        |     |       |
| US RETAIL INDEX                  | UNLFE         | UNLFU | UNLFG | UNLFJ | UNLFA |       | TUNLFE                     | TUNLFU | TUNLFG | TUNLFJ | TUNLFA |       |                          |        |        |        |     |       |
| US SELF STORAGE INDEX            | UNLOE         | UNLOU | UNLOG | UNLOJ | UNLOA |       | TUNLOE                     | TUNLOU | TUNLOG | TUNLOJ | TUNLOA |       |                          |        |        |        |     |       |
| US SPECIALTY INDEX               | UNLPE         | UNLPU | UNLPG | UNLPJ | UNLPA |       | TUNLPE                     | TUNLPU | TUNLPG | TUNLPJ | TUNLPA |       |                          |        |        |        |     |       |


DATE: APRIL 2008 CONTACT DETAILS:

EPRA: Schiphol Boulevard 283, 1118 BH Schiphol Airport, The Netherlands, T +31 20 405 3830, F +31 20 405 3840, E info@epra.com, W www.epra.com  
 NAREIT: 1875 Eye Street, N.W., Suite 600, Washington D.C. 20006, USA, T +1 202 739 9400, F + 1 202 739 9401, E i

| Index                                   | Price Indices |         |     |     |         |         | Gross Total Return Indices |           |           |           |          |           | Net Total Return Indices |            |            |            |     |           |            |
|---|---------------|---------|-----|-----|---------|---------|----------------------------|-----------|-----------|-----------|----------|-----------|--------------------------|------------|------------|------------|-----|-----------|------------|
|   | EUR           | USD     | GBP | JPY | AUD     | Local   | EUR                        | USD       | GBP       | JPY       | AUD      | Local     | EUR                      | USD        | GBP        | JPY        | AUD | Local     |            |
| ASIA 33 INDEX                           |               |         |     |     |         |         |                            |           |           |           |          |           |                          |            |            |            |     |           |            |
| ASIA DIVIDEND+ INDEX                    | .FTENAE3      |         |     |     |         |         | .FTENAE3                   |           |           |           |          |           |                          |            |            |            |     |           |            |
| ASIA EX AUSTRALIA INDEX                 | .FTENAD       |         |     |     |         |         | .FTENAD                    |           |           |           |          |           |                          |            |            |            |     |           |            |
| ASIA INDEX                              |               |         |     |     |         |         |                            |           |           |           |          |           |                          |            |            |            |     |           |            |
| ASIA NON-REITS INDEX                    | .FTEGAS       | .FTUGAS |     |     |         |         | .FTEGAS                    | .FTUGAS   |           |           |          |           | .FTTRPAE                 | .FTTRPAU   | .FTTRPAAS  | .FTTRPAY   |     |           | .FTTRPAL   |
| ASIA REITS INDEX                        |               |         |     |     |         |         | .FTENASE                   | .FTENASU  | .FTENASS  | .FTENASY  |          |           | .FTENASE                 | .FTENASU   | .FTENASS   | .FTENASY   |     |           | .FTENASL   |
| AUSTRALIA INDEX                         |               |         |     |     | .FTELAU |         | .FTERASE                   | .FTERASU  | .TERASS   | .FTERASY  |          |           | .FTERASE                 | .FTERASU   | .FTERASS   | .FTERASY   |     |           | .FTERASL   |
| AUSTRALIA EX INDEX                      |               |         |     |     |         |         | .FTELAUJ                   | .FTELAUJ  | .FTELAUJ  | .FTELAUJ  |          |           | .FTELAUJ                 | .FTELAUJ   | .FTELAUJ   | .FTELAUJ   |     |           | .FTELAUJ   |
| AUSTRALIA INDEX                         |               |         |     |     |         |         | .FTEPASE                   | .FTEPASU  | .FTEPASY  | .FTEPASS  |          |           | .FTEPASE                 | .FTEPASU   | .FTEPASY   | .FTEPASS   |     |           | .FTEPASL   |
| BELGIUM INDEX                           |               |         |     |     |         |         | .FTERBLE                   | .TERBLU   | .FTERBLY  | .FTERBLS  |          |           | .FTERBLE                 | .FTERBLU   | .FTERBLS   | .FTERBLY   |     |           | .FTERBLL   |
| CANADA INDEX                            |               |         |     |     |         |         | .FTELCAE                   | .FTELCAU  | .FTELCAY  | .FTELCAS  |          |           | .FTELCAE                 | .FTELCAU   | .FTELCAY   | .FTELCAS   |     |           | .FTELCAL   |
| CZECH INDEX                             |               |         |     |     |         |         |                            |           |           |           |          |           |                          |            |            |            |     |           |            |
| DENMARK INDEX                           |               |         |     |     |         |         | .FTELDK                    | .FTELDKU  | .FTELDKY  | .FTELDKS  |          |           | .FTELDK                  | .FTELDKU   | .FTELDKS   | .FTELDKY   |     |           | .FTELDKL   |
| EUROPE CAPPED INDEX                     | .FTEORA       |         |     |     |         |         | .FTEORA                    |           |           |           |          |           | .FTTRPAE                 | .FTTRPAU   | .FTTRPAAS  | .FTTRPAY   |     |           | .FTTRPAL   |
| EUROPE EURO ZONE CAPPED INDEX           | .FTEOEU       |         |     |     |         |         | .FTEOEU                    |           |           |           |          |           | .FTTRPAE                 | .FTTRPAU   | .FTTRPAAS  | .FTTRPAY   |     |           | .FTTRPAL   |
| EUROPE EURO ZONE INDEX                  | .FTEPEU       |         |     |     |         |         | .FTEPEUJ                   | .FTEPEUJ  | .FTEPEUJ  | .FTEPEUS  |          |           | .FTTRPEUJ                | .FTTRPEUJ  | .FTTRPEUS  | .FTTRPEUJ  |     |           | .FTTRPEUL  |
| EUROPE EX UK CAPPED INDEX               | .FTEOUK       |         |     |     |         |         | .FTEOUK                    |           |           |           |          |           |                          |            |            |            |     |           |            |
| EUROPE EX UK DIVIDEND+ INDEX            | .FTENDP       |         |     |     |         |         | .FTENDP                    |           |           |           |          |           | .FTTENDP                 | .FTTENDU   | .FTTENDPS  | .FTTENDPY  |     |           | .FTTENDPL  |
| EUROPE EX UK INDEX                      | .FTEDUK       |         |     |     |         |         | .FTEDUK                    |           |           |           |          |           | .FTTRDUK                 | .FTTRDUK   | .FTTRDUKS  | .FTTRDUK   |     |           | .FTTRDUKL  |
| EUROPE INDEX                            | .FTEPRA       | .FTUPRA |     |     |         |         | .FTEPRAE                   | .FTEPRAU  | .FTEPRAY  | .FTEPRAS  |          |           | .FTTRPRAE                | .FTTRPRAU  | .FTTRPRAS  | .FTTRPRAY  |     |           | .FTTRPRAL  |
| EUROPE LIQUID 40 EX UK INDEX            |               |         |     |     |         |         | .FTSSXUJ                   | .FTSSXUJ  | .FTSSXUJ  | .FTSSXUS  |          |           | .FTTSSXUJ                | .FTTSSXUJ  | .FTTSSXUS  | .FTTSSXUJ  |     |           | .FTTSSXUL  |
| EUROPE LIQUID 40 INDEX                  |               |         |     |     |         |         | .FTSSELU                   | .FTSSELU  | .FTSSELU  | .FTSSELS  |          |           | .FTTSSSELU               | .FTTSSSELU | .FTTSSSELS | .FTTSSSELU |     |           | .FTTSSSELL |
| EUROPE NON-REITS INDEX                  | .FTENEE       |         |     |     |         |         | .FTENEE                    |           |           |           |          |           |                          |            |            |            |     |           |            |
| EUROPE REITS INDEX                      | .FTEREE       |         |     |     |         |         | .FTEREE                    |           |           |           |          |           |                          |            |            |            |     |           |            |
| EUROPE UK RESTRICTED INDEX              | .FTEPHG       |         |     |     |         |         | .FTEPHGE                   | .FTEPHGU  | .FTEPHGY  | .FTEPHGS  |          |           | .FTTRPHGE                | .FTTRPHGU  | .FTTRPHGS  | .FTTRPHGY  |     |           | .FTTRPHGL  |
| FINLAND INDEX                           |               |         |     |     |         |         | .FTEPFI                    | .FTEPFIU  | .FTEPFIY  | .FTEPFIS  |          |           | .FTTRPFI                 | .FTTRPFIU  | .FTTRPFIY  | .FTTRPFI   |     |           | .FTTRPFIL  |
| FRANCE INDEX                            |               |         |     |     |         |         | .FTERRR                    | .FTERRRU  | .FTERRRY  | .FTERRRS  |          |           | .FTTRRRR                 | .FTTRRRU   | .FTTRRRS   | .FTTRRRY   |     |           | .FTTRRRL   |
| GERMANY INDEX                           |               |         |     |     |         |         | .FTERRR                    | .FTERRRU  | .FTERRRY  | .FTERRRS  |          |           | .FTTRRRR                 | .FTTRRRU   | .FTTRRRS   | .FTTRRRY   |     |           | .FTTRRRL   |
| GLOBAL DIVIDEND+ INDEX                  | .FTENGD       |         |     |     |         |         | .FTENGSD                   |           |           |           |          |           | .FTTRRSD                 | .FTTRRSU   | .FTTRRSAS  | .FTTRRSY   |     |           | .FTTRRSL   |
| GLOBAL EX ASIA INDEX                    |               |         |     |     |         |         | .FTGXAE                    | .FTGXAU   | .FTGXAS   | .FTGXAS   |          |           | .FTTRGXAE                | .FTTRGXAU  | .FTTRGXAS  | .FTTRGXAY  |     |           | .FTTRGXAL  |
| GLOBAL EX ASIA NON-REITS INDEX          |               |         |     |     |         |         | .FTENXAE                   | .FTENXAU  | .FTENXAS  | .FTENXAY  |          |           | .FTTRXAE                 | .FTTRXAU   | .FTTRXAS   | .FTTRXAY   |     |           | .FTTRXAL   |
| GLOBAL EX ASIA REITS INDEX              |               |         |     |     |         |         | .FTERXAE                   | .FTERXAU  | .FTERXAS  | .FTERXAY  |          |           | .FTTRXAE                 | .FTTRXAU   | .FTTRXAS   | .FTTRXAY   |     |           | .FTTRXAL   |
| GLOBAL EX AUSTRALIA HEDGED IN AUD INDEX |               |         |     |     |         |         |                            |           |           |           | .FTEGAAA |           |                          |            |            |            |     |           |            |
| GLOBAL EX AUSTRALIA HEDGED IN USD INDEX |               |         |     |     |         |         |                            |           |           |           |          | .FTEGAAA  |                          |            |            |            |     |           |            |
| GLOBAL EX AUSTRALIA INDEX               |               |         |     |     |         |         |                            |           |           |           |          | .FTTRAXAA |                          |            |            |            |     |           |            |
| GLOBAL EX EUROPE INDEX                  |               |         |     |     |         |         | .FTEGXEE                   | .FTEGXEU  | .FTEGXEY  | .FTEGXES  |          |           | .FTTRGXEE                | .FTTRGXEU  | .FTTRGXES  | .FTTRGXEY  |     |           | .FTTRGXEL  |
| GLOBAL EX EUROPE NON-REITS INDEX        |               |         |     |     |         |         | .FTENXEE                   | .FTENXEU  | .FTENXES  | .FTENXEY  |          |           | .FTTRNXXEE               | .FTTRNXXEU | .FTTRNXXES | .FTTRNXXEY |     |           | .FTTRNXXEL |
| GLOBAL EX EUROPE REITS INDEX            |               |         |     |     |         |         | .FTERXEE                   | .FTERXEU  | .FTERXES  | .FTERXEY  |          |           | .FTTRRXEE                | .FTTRRXEU  | .FTTRRXES  | .FTTRRXEY  |     |           | .FTTRRXEL  |
| GLOBAL EX JAPAN INDEX                   |               |         |     |     |         |         |                            |           |           |           |          | .FTTRGXJ  | .FTTRGXU                 | .FTTRGXJ   | .FTTRGXU   |            |     | .FTTRGXJL |            |
| GLOBAL EX NORTH AMERICA INDEX           |               |         |     |     |         |         | .FTEGXNE                   | .FTEGXNU  | .FTEGXNY  | .FTEGXNS  |          |           | .FTTRGXNE                | .FTTRGXNU  | .FTTRGXNS  | .FTTRGXNY  |     |           | .FTTRGXNL  |
| GLOBAL EX NORTH AMERICA REITS INDEX     |               |         |     |     |         |         |                            |           |           |           |          | .FTTRGXNE | .FTTRGXNU                | .FTTRGXNS  | .FTTRGXNY  |            |     | .FTTRGXNL |            |
| GLOBAL EX US INDEX                      | .FTEGXO       |         |     |     |         |         | .FTENXUE                   | .FTENXUJ  | .FTENXUS  | .FTENXUY  |          |           | .FTTRXUE                 | .FTTRXUJ   | .FTTRXUS   | .FTTRXUY   |     |           | .FTTRXUL   |
| GLOBAL EX US NON-REITS INDEX            |               |         |     |     |         |         | .FTERXUE                   | .FTERXUJ  | .FTERXUS  | .FTERXUY  |          |           | .FTTRXUE                 | .FTTRXUJ   | .FTTRXUS   | .FTTRXUY   |     |           | .FTTRXUL   |
| GLOBAL EX US REITS INDEX                |               |         |     |     |         |         |                            |           |           |           |          | .FTTRXUE  | .FTTRXUJ                 | .FTTRXUS   | .FTTRXUY   |            |     | .FTTRXUL  |            |
| GLOBAL HEDGED IN AUD INDEX              |               |         |     |     |         |         |                            |           |           |           |          | .FTSEGHAA |                          |            |            |            |     |           |            |
| GLOBAL HEDGED IN USD INDEX              |               |         |     |     |         |         |                            |           |           |           |          | .FTSEGHAA |                          |            |            |            |     |           |            |
| GLOBAL INDEX                            | .FTENGL       | .FTUNGL |     |     |         |         | .FTENGL                    | .FTENGLU  | .FTENGLY  | .FTENGLS  |          |           | .FTTRNGL                 | .FTTRNGLU  | .FTTRNGLS  | .FTTRNGLY  |     |           | .FTTRNGLL  |
| GLOBAL NON-REITS INDEX                  |               |         |     |     |         |         | .FTENRGE                   | .FTENRGU  | .FTENRGS  | .FTENRGY  |          |           | .FTTRNNGE                | .FTTRNNGU  | .FTTRNNGS  | .FTTRNNGY  |     |           | .FTTRNNGL  |
| GLOBAL REITS INDEX                      |               |         |     |     |         |         | .FTERGLE                   | .FTERGLU  | .FTERGLS  | .FTERGLY  |          |           | .FTTRRGL                 | .FTTRRGLU  | .FTTRRGLS  | .FTTRRGLY  |     |           | .FTTRRGLL  |
| GREECE INDEX                            |               |         |     |     |         |         | .FTERRGE                   | .FTERRGU  | .FTERRGS  | .FTERRGY  |          |           | .FTTRRGE                 | .FTTRRGU   | .FTTRRGS   | .FTTRRGY   |     |           | .FTTRRGL   |
| HONG KONG INDEX                         |               |         |     |     |         |         | .FTELHKE                   | .FTELHKU  | .FTELHKY  | .FTELHKS  |          |           | .FTTRHKE                 | .FTTRHKU   | .FTTRHKY   | .FTTRHKS   |     |           | .FTTRHKL   |
| HUNGARY INDEX                           |               |         |     |     |         |         | .FTELHKE                   | .FTELHKU  | .FTELHKY  | .FTELHKS  |          |           | .FTTRHKE                 | .FTTRHKU   | .FTTRHKY   | .FTTRHKS   |     |           | .FTTRHKL   |
| IRELAND INDEX                           |               |         |     |     |         |         | .FTEPRI                    | .FTEPRIU  | .FTEPRIY  | .FTEPRIS  |          |           | .FTTRPRI                 | .FTTRPRIU  | .FTTRPRIS  | .FTTRPRIY  |     |           | .FTTRPRL   |
| ITALY INDEX                             |               |         |     |     |         |         | .FTERPI                    | .FTERPIU  | .FTERPIY  | .FTERPIS  |          |           | .FTTRPI                  | .FTTRPIU   | .FTTRPIS   | .FTTRPIY   |     |           | .FTTRPIL   |
| JAPAN INDEX                             |               |         |     |     |         |         | .FTELPE                    | .FTELPU   | .FTELPY   | .FTELPS   |          |           | .FTTRPE                  | .FTTRPU    | .FTTRPS    | .FTTRPY    |     |           | .FTTRPIL   |
| NETHERLANDS INDEX                       |               |         |     |     |         |         | .FTENPL                    | .FTENPLU  | .FTENPLY  | .FTENPLS  |          |           | .FTTRNPL                 | .FTTRNPLU  | .FTTRNPLS  | .FTTRNPLY  |     |           | .FTTRNPLL  |
| NEW ZEALAND INDEX                       |               |         |     |     |         |         | .FTENZ                     | .FTENZU   | .FTENZY   | .FTENZS   |          |           | .FTTRNZ                  | .FTTRNZU   | .FTTRNZS   | .FTTRNZY   |     |           | .FTTRNZL   |
| NORTH AMERICA INDEX                     | .FTEGNA       | .FTUGNA |     |     |         |         | .FTEGNAE                   | .FTEGNAU  | .FTEGNAS  | .FTEGNAS  |          |           | .FTTRGNAE                | .FTTRGNAU  | .FTTRGNAS  | .FTTRGNAY  |     |           | .FTTRGNAL  |
| NORWAY INDEX                            |               |         |     |     |         |         | .FTENLKE                   | .FTENLNU  | .FTENLNY  | .FTENLNS  |          |           | .FTTRNKE                 | .FTTRNNU   | .FTTRNNS   | .FTTRNLY   |     |           | .FTTRNKL   |
| POLAND INDEX                            |               |         |     |     |         |         |                            |           |           |           |          |           |                          |            |            |            |     |           |            |
| PORTUGAL INDEX                          |               |         |     |     |         |         | .FTERPTE                   | .FTERPTEU | .FTERPPTY | .FTERPPTS |          |           | .FTTRPTE                 | .FTTRPTEU  | .FTTRPPTS  | .FTTRPPTY  |     |           | .FTTRPPTL  |
| PURE ASIA INDEX                         |               |         |     |     |         |         | .FTEGPAE                   | .FTEGPAU  | .FTEGPAY  | .FTEGPAS  |          |           | .FTTRGPAE                | .FTTRGPAU  | .FTTRGPAS  | .FTTRGPAY  |     |           | .FTTRGPAL  |
| PURE AUSTRALIA INDEX                    |               |         |     |     |         |         | .FTLPAUE                   | .FTLPAUJ  | .FTLPAUS  | .FTLPAUS  |          |           | .FTTRPAUE                | .FTTRPAUJ  | .FTTRPAUS  | .FTTRPAUY  |     |           | .FTTRPAL   |
| SINGAPORE INDEX                         |               |         |     |     |         |         | .FTELSIE                   | .FTELSIU  | .FTELSIY  | .FTELSS   |          |           | .FTTRSIE                 | .FTTRSIU   | .FTTRSS    | .FTTRSIY   |     |           | .FTTRSIL   |
| SOUTH KOREA INDEX                       |               |         |     |     |         |         |                            |           |           |           |          |           |                          |            |            |            |     |           |            |
| SPAIN INDEX                             |               |         |     |     |         |         | .FTEPSPE                   | .FTEPSPU  | .FTEPSPY  | .FTEPSPS  |          |           | .FTTRPSP                 | .FTTRPSPU  | .FTTRPSPS  | .FTTRPSPY  |     |           | .FTTRPSSL  |
| SWEDEN INDEX                            |               |         |     |     |         |         | .FTELSD                    | .FTELSDU  | .FTELSDY  | .FTELSDS  |          |           | .FTTRSD                  | .FTTRSDU   | .FTTRSDS   | .FTTRSDY   |     |           | .FTTRSDL   |
| SWITZERLAND INDEX                       |               |         |     |     |         |         | .FTELSW                    | .FTELSWU  | .FTELSWY  | .FTELSWS  |          |           | .FTTRSW                  | .FTTRSWU   | .FTTRSWS   | .FTTRSWY   |     |           | .FTTRSWL   |
| UK INDEX                                |               |         |     |     |         | .FTELUK | .FTELUK                    | .FTELUK   | .FTELUKS  |           |          | .FTTRUK   | .FTTRUKU                 | .FTTRUKS   | .FTTRUKY   |            |     | .FTTRUKL  |            |
| UK NON-REITS INDEX                      |               |         |     |     |         |         | .FTENKRE                   | .FTENKRU  | .FTENKRS  | .FTENKRY  |          |           | .FTTRKRE                 | .FTTRKRU   | .FTTRKRS   | .FTTRKRY   |     |           | .FTTRKRL   |
| UK REITS INDEX                          |               |         |     |     |         |         | .FTENKRE                   | .FTENKRU  | .FTENKRS  | .FTENKRY  |          |           | .FTTRKRE                 | .FTTRKRU   | .FTTRKRS   | .FTTRKRY   |     |           | .FTTRKRL   |
| US DIVIDEND+ INDEX                      | .FTENUD       |         |     |     |         |         | .FTENUD                    |           |           |           |          |           |                          |            |            |            |     |           |            |
| US INDEX                                |               | .FTUNUS |     |     |         |         | .FTUNUSE                   | .FTUNUSU  | .FTUNUSY  | .FTUNUSS  |          |           | .FTTRUNUSE               | .FTTRUNUSU | .FTTRUNUSY | .FTTRUNUSS |     |           | .FTTRUNUSL |

DATE: APRIL 2008 CONTACT DETAILS:

EPRA: Schiphol Boulevard 283, 1118 BH Schiphol Airport, The Netherlands, T +31 20 405 3830, F +31 20 405 3840, E info@epra.com, W www.epra.com  
 NAREIT: 1875 Eye Street, N.W., Suite 600, Washington D.C. 20006, USA, T +1 202 739 9400, F +1 202 739 9401, E i


| Index   | Price Indices |             |             |             |             |             | Gross Total Return Indices |             |             |     |             |       | Net Total Return Indices |     |     |     |     |       |  |
|---|---------------|-------------|-------------|-------------|-------------|-------------|----------------------------|-------------|-------------|-----|-------------|-------|--------------------------|-----|-----|-----|-----|-------|--|
|   | EUR           | USD         | GBP         | JPY         | AUD         | Local       | EUR                        | USD         | GBP         | JPY | AUD         | Local | EUR                      | USD | GBP | JPY | AUD | Local |  |
|  |               |             |             |             |             |             |                            |             |             |     |             |       |                          |     |     |     |     |       |  |
| ASIA INDEX  |               | EPRAASE PI  | EPRAASU PI  | EPRAASG PI  |             |             | EPRAASE RI                 | EPRAASU RI  | EPRAASG RI  |     |             |       |                          |     |     |     |     |       |  |
| AUSTRALIA INDEX   |               | EPRAALIE PI | EPRAALU PI  |             | EPRAALIA PI |             | EPRAALIE RI                | EPRAALU RI  |             |     | EPRAALIA RI |       |                          |     |     |     |     |       |  |
| AUSTRIA INDEX   |               | EPRAAUS PI  | EPRAAUS PI  |             |             |             | EPRAAUS RI                 | EPRAAUS RI  |             |     |             |       |                          |     |     |     |     |       |  |
| BELGIUM INDEX   |               | EPRAABE PI  | EPRAABU PI  |             |             |             | EPRAABE RI                 | EPRAABU RI  |             |     |             |       |                          |     |     |     |     |       |  |
| CANADA INDEX  |               | EPRAACAE PI | EPRAACAU PI |             |             | EPRAACAC PI | EPRAACAE RI                | EPRAACAU RI |             |     | EPRAACAC RI |       |                          |     |     |     |     |       |  |
| DENMARK INDEX   |               | EPRADKE PI  | EPRADKU PI  |             |             | EPRADKD PI  | EPRADKE RI                 | EPRADKU RI  |             |     | EPRADKD RI  |       |                          |     |     |     |     |       |  |
| EUROPE EURO ZONE INDEX  |               | EPRAEZE PI  | EPRAEZU PI  | EPRAEZG PI  |             |             | EPRAEZE RI                 | EPRAEZU RI  | EPRAEZG RI  |     |             |       |                          |     |     |     |     |       |  |
| EUROPE EX UK INDEX  |               | EPRAALIE PI | EPRAALU PI  | EPRAALUS PI |             |             | EPRAALIE RI                | EPRAALU RI  | EPRAALUS RI |     |             |       |                          |     |     |     |     |       |  |
| EUROPE INDEX  |               | EPRAIXE PI  | EPRAIXU PI  | EPRAIXG PI  |             |             | EPRAIXE RI                 | EPRAIXU RI  | EPRAIXG RI  |     |             |       |                          |     |     |     |     |       |  |
| FINLAND INDEX   |               | EPRAFNE PI  | EPRAFNU PI  |             |             |             | EPRAFNE RI                 | EPRAFNU RI  |             |     |             |       |                          |     |     |     |     |       |  |
| FRANCE INDEX  |               | EPRAFRE PI  | EPRAFRI PI  |             |             |             | EPRAFRE RI                 | EPRAFRI RI  |             |     |             |       |                          |     |     |     |     |       |  |
| GERMANY INDEX   |               | EPRAGRE PI  | EPRAGRU PI  |             |             |             | EPRAGRE RI                 | EPRAGRU RI  |             |     |             |       |                          |     |     |     |     |       |  |
| GLOBAL EX ASIA INDEX  |               | EPGXAE PI   | EPGXAU PI   | EPGXAG PI   |             |             | EPGXAE RI                  | EPGXAU RI   | EPGXAG RI   |     |             |       |                          |     |     |     |     |       |  |
| GLOBAL EX EUROPE INDEX  |               | EPGXEE PI   | EPGXEU PI   | EPGXEG PI   |             |             | EPGXEE RI                  | EPGXEU RI   | EPGXEG RI   |     |             |       |                          |     |     |     |     |       |  |
| GLOBAL EX NORTH AMERICA INDEX   |               | EPXNAE PI   | EPXNAU PI   | EPXNAG PI   |             |             | EPXNAE RI                  | EPXNAU RI   | EPXNAG RI   |     |             |       |                          |     |     |     |     |       |  |
| GLOBAL INDEX  |               | EPRAGLE PI  | EPRAGLU PI  | EPRAGLG PI  |             |             | EPRAGLE RI                 | EPRAGLU RI  | EPRAGLG RI  |     |             |       |                          |     |     |     |     |       |  |
| HONG KONG INDEX   |               | EPRAHKE PI  | EPRAHJU PI  |             | EPRAHKH PI  |             | EPRAHKE RI                 | EPRAHJU RI  |             |     | EPRAHKH RI  |       |                          |     |     |     |     |       |  |
| IRELAND INDEX   |               | EPRAIRE PI  | EPRAIRU PI  |             |             |             | EPRAIRE RI                 | EPRAIRU RI  |             |     |             |       |                          |     |     |     |     |       |  |
| ITALY INDEX   |               | EPRAITE PI  | EPRAITU PI  |             |             |             | EPRAITE RI                 | EPRAITU RI  |             |     |             |       |                          |     |     |     |     |       |  |
| JAPAN INDEX   |               | EPRAJPE PI  | EPRAJPU PI  |             | EPRAJPI PI  |             | EPRAJPE RI                 | EPRAJPU RI  |             |     | EPRAJPI RI  |       |                          |     |     |     |     |       |  |
| NETHERLANDS INDEX   |               | EPRANLE PI  | EPRANLU PI  |             |             |             | EPRANLE RI                 | EPRANLU RI  |             |     |             |       |                          |     |     |     |     |       |  |
| NORTH AMERICA INDEX   |               | EPRANAE PI  | EPRANAU PI  | EPRANAG PI  |             |             | EPRANAE RI                 | EPRANAU RI  | EPRANAG RI  |     |             |       |                          |     |     |     |     |       |  |
| NORWAY INDEX  |               | EPRANWE PI  | EPRANWU PI  |             | EPRANWN PI  |             | EPRANWE RI                 | EPRANWU RI  |             |     | EPRANWN RI  |       |                          |     |     |     |     |       |  |
| PORTUGAL INDEX  |               | EPRAPRE PI  | EPRAPRU PI  |             |             |             | EPRAPRE RI                 | EPRAPRU RI  |             |     |             |       |                          |     |     |     |     |       |  |
| SINGAPORE INDEX   |               | EPRASGE PI  | EPRASGU PI  |             | EPRASGS PI  |             | EPRASGE RI                 | EPRASGU RI  |             |     | EPRASGS RI  |       |                          |     |     |     |     |       |  |
| SPAIN INDEX   |               | EPRASPE PI  | EPRASPU PI  |             |             |             | EPRASPE RI                 | EPRASPU RI  |             |     |             |       |                          |     |     |     |     |       |  |
| SWEDEN INDEX  |               | EPRASWE PI  | EPRASWU PI  |             | EPRASWS PI  |             | EPRASWE RI                 | EPRASWU RI  |             |     | EPRASWS RI  |       |                          |     |     |     |     |       |  |
| SWITZERLAND INDEX   |               | EPRASZE PI  | EPRASZU PI  |             | EPRASZC PI  |             | EPRASZE RI                 | EPRASZU RI  |             |     | EPRASZC RI  |       |                          |     |     |     |     |       |  |
| UK INDEX  |               | EPRAUKE PI  | EPRAUKU PI  | EPRAUKG PI  |             |             | EPRAUKE RI                 | EPRAUKU RI  | EPRAUKG RI  |     |             |       |                          |     |     |     |     |       |  |
| US INDEX  |               | EPRAUSE PI  | EPRAUSU PI  |             |             |             | EPRAUSE RI                 | EPRAUSU RI  |             |     |             |       |                          |     |     |     |     |       |  |

 THOMSON ONE

|                               |         |         |         |  |  |  |  |  |  |  |  |  |  |  |  |  |  |  |  |
|-------------------------------|---------|---------|---------|--|--|--|--|--|--|--|--|--|--|--|--|--|--|--|--|
| ASIA 33 INDEX                 | ENAS-LN |         |         |  |  |  |  |  |  |  |  |  |  |  |  |  |  |  |  |
| ASIA DIVIDEND+ INDEX          | ENAD-LN |         |         |  |  |  |  |  |  |  |  |  |  |  |  |  |  |  |  |
| ASIA INDEX                    | EGAS-LN | UGAS-LN |         |  |  |  |  |  |  |  |  |  |  |  |  |  |  |  |  |
| AUSTRALIA INDEX               |         |         | ELAU-LN |  |  |  |  |  |  |  |  |  |  |  |  |  |  |  |  |
| EUROPE CAPPED INDEX           | EORA-LN |         |         |  |  |  |  |  |  |  |  |  |  |  |  |  |  |  |  |
| EUROPE EURO ZONE CAPPED INDEX | EOEU-LN |         |         |  |  |  |  |  |  |  |  |  |  |  |  |  |  |  |  |
| EUROPE EURO ZONE INDEX        | EPFU-LN |         |         |  |  |  |  |  |  |  |  |  |  |  |  |  |  |  |  |
| EUROPE EX UK CAPPED INDEX     | EQUK-LN |         |         |  |  |  |  |  |  |  |  |  |  |  |  |  |  |  |  |
| EUROPE EX UK DIVIDEND+ INDEX  | ENDP-LN |         |         |  |  |  |  |  |  |  |  |  |  |  |  |  |  |  |  |
| EUROPE EX UK INDEX            | EXUK-LN |         |         |  |  |  |  |  |  |  |  |  |  |  |  |  |  |  |  |
| EUROPE INDEX                  | EPRA-LN | UPRA-LN |         |  |  |  |  |  |  |  |  |  |  |  |  |  |  |  |  |
| EUROPE NON-REITS INDEX        | ENEE-LN |         |         |  |  |  |  |  |  |  |  |  |  |  |  |  |  |  |  |
| EUROPE REITS INDEX            | EREE-LN |         |         |  |  |  |  |  |  |  |  |  |  |  |  |  |  |  |  |
| EUROPE UK RESTRICTED INDEX    | EPHG-LN |         |         |  |  |  |  |  |  |  |  |  |  |  |  |  |  |  |  |
| GLOBAL DIVIDEND+ INDEX        | ENGD-LN |         |         |  |  |  |  |  |  |  |  |  |  |  |  |  |  |  |  |
| GLOBAL EX US INDEX            | EGXU-LN |         |         |  |  |  |  |  |  |  |  |  |  |  |  |  |  |  |  |
| GLOBAL INDEX                  | ENGL-LN | UNGL-LN |         |  |  |  |  |  |  |  |  |  |  |  |  |  |  |  |  |
| HONG KONG INDEX               |         |         |         |  |  |  |  |  |  |  |  |  |  |  |  |  |  |  |  |
| JAPAN INDEX                   |         |         |         |  |  |  |  |  |  |  |  |  |  |  |  |  |  |  |  |
| NORTH AMERICA INDEX           | EGNA-LN | UGNA-LN |         |  |  |  |  |  |  |  |  |  |  |  |  |  |  |  |  |
| UK INDEX                      |         |         |         |  |  |  |  |  |  |  |  |  |  |  |  |  |  |  |  |
| US DIVIDEND+ INDEX            | ENUD-LN |         |         |  |  |  |  |  |  |  |  |  |  |  |  |  |  |  |  |
| US INDEX                      |         | UNUS-LN |         |  |  |  |  |  |  |  |  |  |  |  |  |  |  |  |  |

DATE: APRIL 2008 CONTACT DETAILS:

EPRA: Schiphol Boulevard 283, 1118 BH Schiphol Airport, The Netherlands, T +31 20 405 3830, F +31 20 405 3840, E info@epra.com, W www.epra.com  
 NAREIT: 1875 Eye Street, N.W., Suite 600, Washington D.C. 20006, USA, T +1 202 739 9400, F +1 202 739 9401, E i

| Index   | Price Indices |     |     |     |     |       | Gross Total Return Indices |     |     |     |     |       | Net Total Return Indices |     |     |     |     |       |
|---|---------------|-----|-----|-----|-----|-------|----------------------------|-----|-----|-----|-----|-------|--------------------------|-----|-----|-----|-----|-------|
|   | EUR           | USD | GBP | JPY | AUD | Local | EUR                        | USD | GBP | JPY | AUD | Local | EUR                      | USD | GBP | JPY | AUD | Local |
|  |               |     |     |     |     |       |                            |     |     |     |     |       |                          |     |     |     |     |       |
| <b>THOMSON GLOBAL TOPIC</b>   |               |     |     |     |     |       |                            |     |     |     |     |       |                          |     |     |     |     |       |
| ASIA 33 INDEX   |               |     |     |     |     |       |                            |     |     |     |     |       |                          |     |     |     |     |       |
| ASIA DIVIDEND+ INDEX  |               |     |     |     |     |       |                            |     |     |     |     |       |                          |     |     |     |     |       |
| ASIA INDEX  |               |     |     |     |     |       |                            |     |     |     |     |       |                          |     |     |     |     |       |
| AUSTRALIA INDEX   |               |     |     |     |     |       |                            |     |     |     |     |       |                          |     |     |     |     |       |
| EUROPE CAPPED INDEX   |               |     |     |     |     |       |                            |     |     |     |     |       |                          |     |     |     |     |       |
| EUROPE EURO ZONE CAPPED INDEX   |               |     |     |     |     |       |                            |     |     |     |     |       |                          |     |     |     |     |       |
| EUROPE EURO ZONE INDEX  |               |     |     |     |     |       |                            |     |     |     |     |       |                          |     |     |     |     |       |
| EUROPE EX UK CAPPED INDEX   |               |     |     |     |     |       |                            |     |     |     |     |       |                          |     |     |     |     |       |
| EUROPE EX UK DIVIDEND+ INDEX  |               |     |     |     |     |       |                            |     |     |     |     |       |                          |     |     |     |     |       |
| EUROPE EX UK INDEX  |               |     |     |     |     |       |                            |     |     |     |     |       |                          |     |     |     |     |       |
| EUROPE INDEX  |               |     |     |     |     |       |                            |     |     |     |     |       |                          |     |     |     |     |       |
| EUROPE NON-REITS INDEX  |               |     |     |     |     |       |                            |     |     |     |     |       |                          |     |     |     |     |       |
| EUROPE REITS INDEX  |               |     |     |     |     |       |                            |     |     |     |     |       |                          |     |     |     |     |       |
| EUROPE UK RESTRICTED INDEX  |               |     |     |     |     |       |                            |     |     |     |     |       |                          |     |     |     |     |       |
| GLOBAL DIVIDEND+ INDEX  |               |     |     |     |     |       |                            |     |     |     |     |       |                          |     |     |     |     |       |
| GLOBAL EX US INDEX  |               |     |     |     |     |       |                            |     |     |     |     |       |                          |     |     |     |     |       |
| GLOBAL INDEX  |               |     |     |     |     |       |                            |     |     |     |     |       |                          |     |     |     |     |       |
| HONG KONG INDEX   |               |     |     |     |     |       |                            |     |     |     |     |       |                          |     |     |     |     |       |
| JAPAN INDEX   |               |     |     |     |     |       |                            |     |     |     |     |       |                          |     |     |     |     |       |
| NORTH AMERICA INDEX   |               |     |     |     |     |       |                            |     |     |     |     |       |                          |     |     |     |     |       |
| UK INDEX  |               |     |     |     |     |       |                            |     |     |     |     |       |                          |     |     |     |     |       |
| US DIVIDEND+ INDEX  |               |     |     |     |     |       |                            |     |     |     |     |       |                          |     |     |     |     |       |
| US INDEX  |               |     |     |     |     |       |                            |     |     |     |     |       |                          |     |     |     |     |       |



|                               |         |         |  |  |  |  |  |  |  |  |  |  |         |  |  |  |  |         |
|-------------------------------|---------|---------|--|--|--|--|--|--|--|--|--|--|---------|--|--|--|--|---------|
| ASIA 33 INDEX                 | 3220369 |         |  |  |  |  |  |  |  |  |  |  |         |  |  |  |  |         |
| ASIA DIVIDEND+ INDEX          | 2677759 |         |  |  |  |  |  |  |  |  |  |  |         |  |  |  |  |         |
| ASIA INDEX                    | 1313678 | 1313682 |  |  |  |  |  |  |  |  |  |  |         |  |  |  |  |         |
| AUSTRALIA INDEX               |         |         |  |  |  |  |  |  |  |  |  |  | 1314427 |  |  |  |  |         |
| EUROPE CAPPED INDEX           | 3191123 |         |  |  |  |  |  |  |  |  |  |  |         |  |  |  |  |         |
| EUROPE EURO ZONE CAPPED INDEX | 3191105 |         |  |  |  |  |  |  |  |  |  |  |         |  |  |  |  |         |
| EUROPE EURO ZONE INDEX        | 1125979 |         |  |  |  |  |  |  |  |  |  |  |         |  |  |  |  |         |
| EUROPE EX UK CAPPED INDEX     | 3191135 |         |  |  |  |  |  |  |  |  |  |  |         |  |  |  |  |         |
| EUROPE EX UK DIVIDEND+ INDEX  | 2289296 |         |  |  |  |  |  |  |  |  |  |  |         |  |  |  |  |         |
| EUROPE EX UK INDEX            | 1148944 |         |  |  |  |  |  |  |  |  |  |  |         |  |  |  |  |         |
| EUROPE INDEX                  | 1129954 | 1148773 |  |  |  |  |  |  |  |  |  |  |         |  |  |  |  |         |
| EUROPE NON-REITS INDEX        | 3135983 |         |  |  |  |  |  |  |  |  |  |  |         |  |  |  |  |         |
| EUROPE REITS INDEX            | 3135068 |         |  |  |  |  |  |  |  |  |  |  |         |  |  |  |  |         |
| EUROPE UK RESTRICTED INDEX    | 1181456 |         |  |  |  |  |  |  |  |  |  |  |         |  |  |  |  |         |
| GLOBAL DIVIDEND+ INDEX        | 2677743 |         |  |  |  |  |  |  |  |  |  |  |         |  |  |  |  |         |
| GLOBAL EX US INDEX            | 2337944 |         |  |  |  |  |  |  |  |  |  |  |         |  |  |  |  |         |
| GLOBAL INDEX                  | 1313614 | 1313646 |  |  |  |  |  |  |  |  |  |  |         |  |  |  |  |         |
| HONG KONG INDEX               |         |         |  |  |  |  |  |  |  |  |  |  | 1314349 |  |  |  |  |         |
| JAPAN INDEX                   |         |         |  |  |  |  |  |  |  |  |  |  | 1314439 |  |  |  |  |         |
| NORTH AMERICA INDEX           | 1313713 | 1314124 |  |  |  |  |  |  |  |  |  |  |         |  |  |  |  |         |
| UK INDEX                      |         |         |  |  |  |  |  |  |  |  |  |  |         |  |  |  |  | 1126372 |
| US DIVIDEND+ INDEX            | 2677767 |         |  |  |  |  |  |  |  |  |  |  |         |  |  |  |  |         |
| US INDEX                      |         | 1314322 |  |  |  |  |  |  |  |  |  |  |         |  |  |  |  |         |

DATE: APRIL 2008 CONTACT DETAILS:

EPRA: Schiphol Boulevard 283, 1118 BH Schiphol Airport, The Netherlands, T +31 20 405 3830, F +31 20 405 3840, E info@epra.com, W www.epra.com  
 NAREIT: 1875 Eye Street, N.W., Suite 600, Washington D.C. 20006, USA, T +1 202 739 9400, F + 1 202 739 9401, E i

## CONTACTS



### EPRA

EPRA  
Schiphol Boulevard 283  
1118 BH Schiphol Airport  
The Netherlands  
Tel: +31 20 405 3830  
Fax: +31 20 405 3840  
E-mail: [info@epra.com](mailto:info@epra.com)  
Website: [www.epra.com](http://www.epra.com)



### NAREIT

NAREIT  
1875 Eye Street  
N.W., Suite 600  
Washington D.C., 20006  
USA  
Tel: +1 202 739 9400  
Fax: +1 202 739 9401  
E-mail: [info@nareit.com](mailto:info@nareit.com)  
Website: [www.nareit.com](http://www.nareit.com)



### FTSE

UK  
Client Services  
FTSE  
12th Floor  
10 Upper Bank Street  
Canary Wharf  
London, E14 5NP  
UK  
+44 (0) 20 7448 1810  
+44 (0) 20 7448 1804 (fax)

France  
Client Services  
FTSE  
40 rue La Boéte  
75008 Paris  
FRANCE  
+33 (0) 1 53 76 82 88  
+33 (0) 1 53 76 82 71 (fax)

Spain  
Client Services  
FTSE  
Paseo de la Castellana 66,  
28046 Madrid,  
Spain  
+34 (0) 91 411 37 87

Germany  
Client Services  
FTSE  
Nibelungenplatz 3  
60318 Frankfurt  
GERMANY  
+49 69 15685143  
+49 69 15976604 (fax)

Hong Kong  
Client Services  
FTSE  
Suite 609-612  
One International Finance Centre  
Hong Kong  
+852 2230 5800  
+852 2230 5804 (fax)  
In Singapore please ring +65 223 3738

Japan  
Client Services  
FTSE  
Yamato Seimei Building 21F,  
1-1-7 Uchisaiwaicho,  
Chiyoda-Ku,  
Tokyo  
JAPAN  
+81 3 3581 2811  
+81 3 3581 1423 (fax)

USA – East Coast  
Client Services  
FTSE  
1330 Avenue of the Americas,  
10th Floor,  
New York,  
New York 10019  
+(1) 212 641 6160  
+(1) 212 641 6190 (fax)

USA – West Coast  
Client Services  
FTSE Americas Inc.  
251 Post Street,  
Suite 200,  
San Francisco, CA 94108  
USA  
+1 415 445 5660  
+1 415 445 5666 (fax)

E-mail: [info@ftse.com](mailto:info@ftse.com)  
Website: [www.ftse.com](http://www.ftse.com)

DATE: APRIL 2008 CONTACT DETAILS:

EPRA: Schiphol Boulevard 283, 1118 BH Schiphol Airport, The Netherlands, T +31 20 405 3830, F +31 20 405 3840, E [info@epra.com](mailto:info@epra.com), W [www.epra.com](http://www.epra.com)  
NAREIT: 1875 Eye Street, N.W., Suite 600, Washington D.C. 20006, USA, T +1 202 739 9400, F + 1 202 739 9401, E [info@nareit.com](mailto:info@nareit.com), W [www.nareit.com](http://www.nareit.com)



#### EPRA DISCLAIMER

EPRA® does not intend this presentation to be a solicitation related to any particular company, nor does it intend to provide investment, legal or tax advice. Investors should consult with their own investment, legal or tax advisers regarding the appropriateness of investing in any of the securities or investment strategies discussed in this presentation. Nothing herein should be construed to be an endorsement by EPRA of any specific company or products or as an offer to sell or a solicitation to buy any security or other financial instrument or to participate in any trading strategy. EPRA expressly disclaims any liability for the accuracy, timeliness or completeness of data in this presentation. Unless otherwise indicated, all data are derived from, and apply only to, publicly traded securities. Any investment returns or performance data (past, hypothetical, or otherwise) are not necessarily indicative of future returns or performance.



#### NAREIT DISCLAIMER

NAREIT® does not intend this presentation to be a solicitation related to any particular company, nor does it intend to provide investment, legal or tax advice. Investors should consult with their own investment, legal or tax advisers regarding the appropriateness of investing in any of the securities or investment strategies discussed in this presentation. Nothing herein should be construed to be an endorsement by NAREIT of any specific company or products or as an offer to sell or a solicitation to buy any security or other financial instrument or to participate in any trading strategy. NAREIT expressly disclaims any liability for the accuracy, timeliness or completeness of data in this presentation. Unless otherwise indicated, all data are derived from, and apply only to, publicly traded securities. Any investment returns or performance data (past, hypothetical, or otherwise) are not necessarily indicative of future returns or performance.

DATE: APRIL 2008 CONTACT DETAILS:

EPRA: Schiphol Boulevard 283, 1118 BH Schiphol Airport, The Netherlands, T +31 20 405 3830, F +31 20 405 3840, E [info@epra.com](mailto:info@epra.com), W [www.epra.com](http://www.epra.com)  
NAREIT: 1875 Eye Street, N.W., Suite 600, Washington D.C. 20006, USA, T +1 202 739 9400, F + 1 202 739 9401, E [info@nareit.com](mailto:info@nareit.com), W [www.nareit.com](http://www.nareit.com)





**FTSE DISCLAIMER**

© FTSE International Limited ("FTSE") 2008. All rights reserved.

"FTSE®" is a registered trade mark of the London Stock Exchange Plc and The Financial Times Limited and is used by FTSE under licence. "NAREIT®" is the trade mark of the National Association of Real Estate Investment Trusts and "EPRA®" is the trade mark of the European Public Real Estate Association.

The FTSE EPRA/NAREIT Global Real Estate Index Series (the "Index Series") is calculated by FTSE. All rights in and to the Index Series vest in FTSE and/or relevant partners. No part of this publication may be reproduced, stored in retrieval system or transmitted by any other form or means whether electronic, mechanical, photocopying, recording or otherwise without the prior permission of FTSE. All information is provided for information purposes only. Whilst every effort is made to ensure that all information given by FTSE in this publication is accurate, no responsibility or liability can be accepted by FTSE for any errors or for any loss arising from use of this publication. Distribution of FTSE index values and the use of FTSE indices to create financial products requires a license with FTSE.

DATE: APRIL 2008 CONTACT DETAILS:

EPRA: Schiphol Boulevard 283, 1118 BH Schiphol Airport, The Netherlands, T +31 20 405 3830, F +31 20 405 3840, E info@epra.com, W www.epra.com  
NAREIT: 1875 Eye Street, N.W., Suite 600, Washington D.C. 20006, USA, T +1 202 739 9400, F + 1 202 739 9401, E info@nareit.com, W www.nareit.com